

eVOX INCLUDED
PLATFORM

SERIE C-A-F-S IE2-IE3

Riduttori coassiali serie C

Riduttori ad assi ortogonali serie A  INCLUDED

Riduttori pendolari serie F

Riduttori monostadio serie S

 **Bonfiglioli**



Parag.	Descrizione	Pagina	Parag.	Descrizione	Pagina
INFORMAZIONI GENERALI			2		
1	Simbologia e unità di misura	2	54	Caratteristiche costruttive	358
2	Temperature limite ammesse	4	55	Forme costruttive	359
3	Coppia	5	56	Designazione	360
4	Potenza	5	57	Posizioni di montaggio e orientamento morsettiera	367
5	Potenza termica	6	58	Carichi radiali	369
6	Rendimento	7	59	Carichi assiali	372
7	Rapporto di riduzione	8	60	Dati tecnici motoriduttori	373
8	Velocità angolare	8	61	Dati tecnici riduttori	422
9	Momento d'inerzia	8	62	Predisposizioni motore	442
10	Fattore di servizio	9	63	Momento d'inerzia	446
11	Lubrificazione	10	64	Rapporti esatti	463
12	Selezione	12	65	Dimensioni	464
13	Verifiche	15	66	Accessori	501
14	Installazione	16	67	Albero macchina	502
15	Istruzioni di installazione	17	RIDUTTORI MONOSTADIO SERIE S		
16	Stoccaggio	18	504		
17	Condizioni di fornitura	18	68	Caratteristiche costruttive	504
18	Specifiche della vernice	18	69	Forme costruttive	505
RIDUTTORI COASSIALI SERIE C			20		
19	Caratteristiche costruttive	20	70	Designazione	506
20	Forme costruttive	21	71	Posizioni di montaggio e orientamento morsettiera	512
21	Designazione	22	72	Carichi radiali	515
22	Posizioni di montaggio e orientamento morsettiera	28	73	Carichi assiali	517
23	Carichi radiali	31	74	Dati tecnici motoriduttori	518
24	Carichi assiali	34	75	Dati tecnici riduttori	540
25	Dati tecnici motoriduttori	35	76	Predisposizioni motore	545
26	Dati tecnici riduttori	93	77	Momento d'inerzia	547
27	Predisposizioni motore	115	78	Dimensioni	550
28	Momento d'inerzia	119	MOTORI ELETTRICI		
29	Rapporti esatti	138	560		
30	Dimensioni	141	M1	Simbologia e unità di misura	560
RIDUTTORI AD ASSI ORTOGONALI SERIE A			182		
31	Caratteristiche costruttive	182	M2	Introduzione	561
32	Forme costruttive	183	M3	Caratteristiche generali	563
33	Designazione	184	M4	Designazione motore	565
34	Posizioni di montaggio e orientamento morsettiera	193	M5	Varianti e opzioni	569
35	Carichi radiali	195	M6	Caratteristiche meccaniche	571
36	Carichi assiali	198	M7	Caratteristiche elettriche	576
37	Rotazione alberi	198	M8	Motori asincroni autofrenanti	588
38	Dati tecnici motoriduttori	199	M9	Motori autofrenanti in c.c., tipo BXN-BX-BE-BN_FD e MXN-MX-ME-M_FD	589
39	Dati tecnici riduttori	251	M10	Motori autofrenanti in c.a., tipo BXN-BX-BE-BN_FA e MXN-MX-ME-M_FA	595
40	Predisposizioni motore	273	M11	Sistemi di sblocco freno	599
41	Momento d'inerzia	277	M12	Opzioni	601
42	Rapporti esatti	298	M13	Tabelle di correlazione motori	615
43	Dimensioni	299	M14	Dati tecnici motori BXN-MXN	618
44	Dimensioni riduttori con braccio di reazione	343	M15	Dimensioni motori BXN-MXN	620
45	Dimensioni riduttori con cappello di protezione	343	M16	Dati tecnici motori BX-MX	624
46	Albero macchina	344	M17	Dimensioni motori BX-MX	631
RIDUTTORI AD ASSI ORTOGONALI SERIE A IN ESECUZIONE ATEX			348		
47	Introduzione alle direttive atex	348	M18	Dati tecnici motori BE-ME	639
48	Selezione	351	M19	Dimensioni motori BE-ME	653
49	Installazione, uso e manutenzione	353	M20	Dati tecnici motori BN-M	657
50	Caratteristiche costruttive dei gruppi atex	353	M21	Dimensioni motori BN-M	674
51	Forme costruttive	354			
52	Designazione	355			
53	Altre informazioni sui riduttori e i motoriduttori	356			

Revisioni

L'indice di revisione del catalogo è riportato a pag. 680. Al sito www.bonfiglioli.com sono disponibili i cataloghi con le revisioni aggiornate.



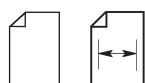
INFORMAZIONI GENERALI

1 SIMBOLOGIA E UNITÀ DI MISURA

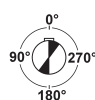
Simbolo	Unità di misura	Descrizione	Simbolo	Unità di misura	Descrizione
$A_{N 1,2}$	[N]	Carico assiale nominale	$P_{1,2}$	[kW]	Potenza
f_s	–	Fattore di servizio	$P_{N 1,2}$	[kW]	Potenza nominale
f_T	–	Fattore termico	$P_{R 1,2}$	[kW]	Potenza richiesta
f_{TP}	–	Fattore di temperatura	$R_{C 1,2}$	[N]	Carico radiale di calcolo
i	–	Rapporto di trasmissione	$R_{N 1,2}$	[N]	Carico radiale nominale
I	–	Rapporto di intermittenza	S	–	Fattore di sicurezza
J_C	[Kgm ²]	Momento di inerzia carico	t_a	[°C]	Temperatura ambiente
J_M	[Kgm ²]	Momento di inerzia motore	t_s	[°C]	Temperatura superficiale
J_R	[Kgm ²]	Momento di inerzia riduttore	t_o	[°C]	Temperatura dell'olio
K	–	Fattore di accelerazione delle masse	t_f	[min]	Tempo di funzionamento a carico costante
K_r	–	Costante di trasmissione	t_r	[min]	Tempo di riposo
$M_{1,2}$	[Nm]	Coppia	η_d	–	Rendimento dinamico
$M_{c 1,2}$	[Nm]	Coppia di calcolo	η_s	–	Rendimento statico
$M_{n 1,2}$	[Nm]	Coppia nominale	φ	[']	Gioco angolare all'albero lento (ad albero veloce bloccato)
$M_{r 1,2}$	[Nm]	Coppia richiesta			
$n_{1,2}$	[min ⁻¹]	Velocità			

₁ valore riferito all'albero veloce

₂ valore riferito all'albero lento



Il simbolo identifica la pagina alla quale può essere reperita l'informazione.



Questo simbolo riporta i riferimenti angolari per l'indicazione della direzione del carico radiale (l'albero è visto di fronte).



“Simbolo riferito al peso dei riduttori e dei motoriduttori. I valori riportati nelle tabelle dei motoriduttori sono comprensivi sia del peso del motore a 4 poli sia del peso del lubrificante contenuto, qualora previsto da BONFIGLIOLI RIDUTTORI.”



PERICOLO – ATTENZIONE
Il segnale indica situazioni di grave pericolo che, se trascurate, possono mettere seriamente a rischio la salute e la sicurezza delle persone.



IMPORTANTE
Il segnale indica informazioni tecniche di particolare importanza da non trascurare.



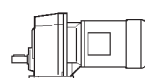
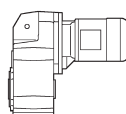
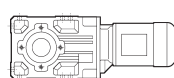
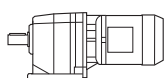
Riferimento alle apparecchiature conformi alla Direttiva “ATEX”

Serie C

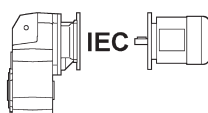
Serie A

Serie F

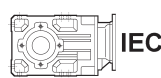
Serie S



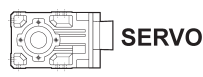
Motoriduttore con motore integrato.



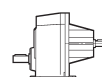
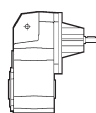
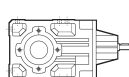
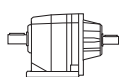
Motoriduttore abbinato con motore a standard IEC.



Riduttore predisposto per abbinamento con motore a standard IEC.



Riduttore predisposto per accoppiamento a servomotore.




Riduttore dotato di albero veloce cilindrico.




2 TEMPERATURE LIMITE AMMESSE

Simbolo	Descrizione / Condizione	Valore (*)	
		Olio Sintetico	Olio Minerale
t_a	Temperatura ambiente		
$t_{au\ min}$	Temperatura ambiente minima di utilizzo	-30°C	-10°C
$t_{au\ Max}$	Temperatura ambiente massima di utilizzo	+50°C	+40°C
$t_{as\ min}$	Temperatura ambiente minima di stoccaggio	-40°C	-10°C
$t_{as\ Max}$	Temperatura ambiente massima di stoccaggio	+50°C	+50°C
t_s	Temperatura superficiale		
$t_{s\ min}$	Temperatura minima superficiale del riduttore per avviamento con carico parziale (#)	-25°C	-10°C
$t_{sc\ min}$	Temperatura minima superficiale del riduttore per avviamento a pieno carico	-10°C	-5°C
$t_{s\ Max}$	Temperatura massima superficiale della cassa per utilizzo in modalità di funzionamento continuo a regime (rilevata in prossimità della zona veloce in entrata)	+100°C	+100°C (@)
t_o	Temperatura dell'olio		
$t_{o\ Max}$	Temperatura massima dell'olio per utilizzo in modalità di funzionamento continuo a regime	+95°C	+95°C (@)

(*) = Per i valori minimi e massimi specifici per le diverse viscosità d'olio riferirsi alla tabella "Scelta della viscosità ottimale dell'olio". Per i valori di $t_a < -20^\circ\text{C}$ e $t_s, t_o > 80^\circ\text{C}$, scegliere (per quanto consentito in fase di configurazione prodotto) la tipologia di tenuta nel materiale più idoneo al tipo di applicazione. Se necessario contattare il Servizio Tecnico Bonfiglioli. 

(@) = Per i valori di $t_s, t_o > 80^\circ\text{C}$ e $< 95^\circ\text{C}$, è sconsigliato l'utilizzo per funzionamenti in continuo.

(#) = Per l'avviamento a pieno carico è consigliabile l'uso di una rampa graduale e prevedere un maggior assorbimento del motore. Se necessario contattare il Servizio Tecnico Bonfiglioli. 



3 COPPIA

3.1 Coppia nominale M_{n2} [Nm]

È la coppia trasmissibile in uscita con carico continuo uniforme, riferita alla velocità in ingresso n_1 e a quella corrispondente in uscita n_2 .

È calcolata in base ad un fattore di servizio $f_s = 1$.

3.2 Coppia richiesta M_{r2} [Nm]

Rappresenta la coppia richiesta dall'applicazione e dovrà sempre essere uguale o inferiore alla coppia in uscita nominale M_{n2} del riduttore scelto.

3.3 Coppia di calcolo M_{c2} [Nm]

È il valore di coppia da utilizzare per la selezione del riduttore considerando la coppia richiesta M_{r2} e il fattore di servizio f_s ed è dato dalla formula:

$$M_{c2} = M_{r2} \cdot f_s < M_{n2} \quad (1)$$

4 POTENZA

4.1 Potenza nominale in entrata P_{n1} [kW]

Nelle tabelle di selezione dei riduttori è la potenza applicabile in entrata riferita alla velocità n_1 , considerando un fattore di servizio $f_s = 1$.



5 POTENZA TERMICA P_t [kW]


Le indicazioni che seguono sono valide per riduttori C, F e S. Per la verifica termica dei riduttori A occorre riferirsi alle indicazioni del paragrafo 48 (valide sia per prodotto standard che ATEX).


P_t è il valore che indica il limite termico del riduttore e rappresenta la potenza trasmissibile in servizio continuo, e alla temperatura ambiente $t_a = 20\text{ °C}$, senza che si producano danneggiamenti negli organi del riduttore o degradamenti del lubrificante. Vedi tab. (A1).


Nel caso di servizio intermittente, o di temperatura ambiente diversa da 20 °C , il valore di P_t deve essere corretto per mezzo del fattore f_t , espresso dalla tabella (A2), ossia $P_t' = P_t \times f_t$

Infine, per riduttori con più di due riduzioni e/o con rapporto $i > 45$ la verifica della potenza termica non è necessaria in quanto quest'ultima è certamente superiore alla potenza meccanica trasmissibile.

(A 1)

P_t [kW] 20 °C		
	$n_1 = 1400\text{ min}^{-1}$	$n_1 = 2800\text{ min}^{-1}$
C 05 2	—	—
C 12 2	—	—
C 22 2	—	—
C 32 2	—	4.5
C 36 2	6.5	5.0
C 41 2	8.0	6.0
C 51 2	11.0	7.8
C 61 2	14.0	10.0
C 70 2	21	16.0
C 80 2	32	24
C 90 2	43	32
C 100 2	59	42

P_t [kW] 20 °C		
	$n_1 = 1400\text{ min}^{-1}$	$n_1 = 2800\text{ min}^{-1}$
F 10 2	3.8	2.7
F 20 2	9.1	6.5
F 25 2	10.2	7.4
F 31 2	11.7	8.5
F 41 2	14.3	10.4
F 51 2	21.5	15.0
F 60 3	26.0	18.9
F 70 3	36.4	26.0
F 80 3	52	36
F 90 3	75	53

P_t [kW] 20 °C		
	$n_1 = 1400\text{ min}^{-1}$	$n_1 = 2800\text{ min}^{-1}$
S 10 1	5.5	4.9
S 20 1	7.8	7.2
S 30 1	10.0	9.1
S 40 1	15.6	14.3
S 50 1	21	18.9



(A 2)

		f_t			
t_a [°C]	Servizio continuo	Servizio intermittente			
		Grado di intermittenza [I]			
		80%	60%	40%	20%
40	0.80	1.1	1.3	1.5	1.6
30	0.85	1.3	1.5	1.6	1.8
20	1.0	1.5	1.6	1.8	2.0
10	1.15	1.6	1.8	2.0	2.3

Il grado di intermittenza (I)% è dato dal rapporto fra il tempo di funzionamento a carico t_f e il tempo totale ($t_f + t_r$), espresso in percentuale.

$$I = \frac{t_f}{t_f + t_r} \cdot 100 \quad (2)$$

La condizione da verificare è:

$$P_{r1} \leq P_t \cdot f_t \quad (3)$$





6 RENDIMENTO





6.1 Rendimento dinamico η_d





È dato dal rapporto fra la potenza in uscita P_2 e quella in entrata P_1 secondo la relazione:



$$\eta_d = \frac{P_2}{P_1} \cdot 100 \quad [\%] \quad (4)$$

(A 3)

	2 x 	3 x 	4 x 
η_d	95%	93%	90%

	2 x 	3 x 	4 x 
η_d	94%	91%	89%

	2 x 	3 x 	4 x 
η_d	95%	93%	90%

	1 x 		
η_d	98%		



7 RAPPORTO DI RIDUZIONE i

Il valore del rapporto di riduzione della velocità, identificato con il simbolo [i], è espresso tramite il rapporto fra le velocità all'albero veloce e lento del riduttore e riassunto nell'espressione:

$$i = \frac{n_1}{n_2} \quad (5)$$

Il rapporto di riduzione è solitamente un numero decimale che viene rappresentato nel catalogo con una sola cifra decimale, o nessuna nel caso di $i > 1000$.

Se si è interessati a conoscere il numero in tutte le componenti decimali consultare il capitolo "RAPPORTI ESATTI".

8 VELOCITÀ ANGOLARE

8.1 Velocità in entrata n_1 [min⁻¹]

È la velocità relativa al tipo di motorizzazione scelta; i valori di catalogo si riferiscono alle velocità dei motori elettrici comunemente usati a singola e doppia polarità.

Se il riduttore riceve il moto da una trasmissione in entrata, è sempre preferibile adottare velocità inferiori a 1400 min⁻¹ al fine di garantire condizioni ottimali di funzionamento.

Velocità in entrata superiori sono ammesse considerando il naturale declassamento della coppia nominale M_{n2} del riduttore.

8.2 Velocità in uscita n_2 [min⁻¹]

È in funzione della velocità in entrata n_1 e del rapporto di riduzione i secondo la relazione:

$$n_2 = \frac{n_1}{i} \quad (6)$$

9 MOMENTO D'INERZIA J_r [Kgm²]

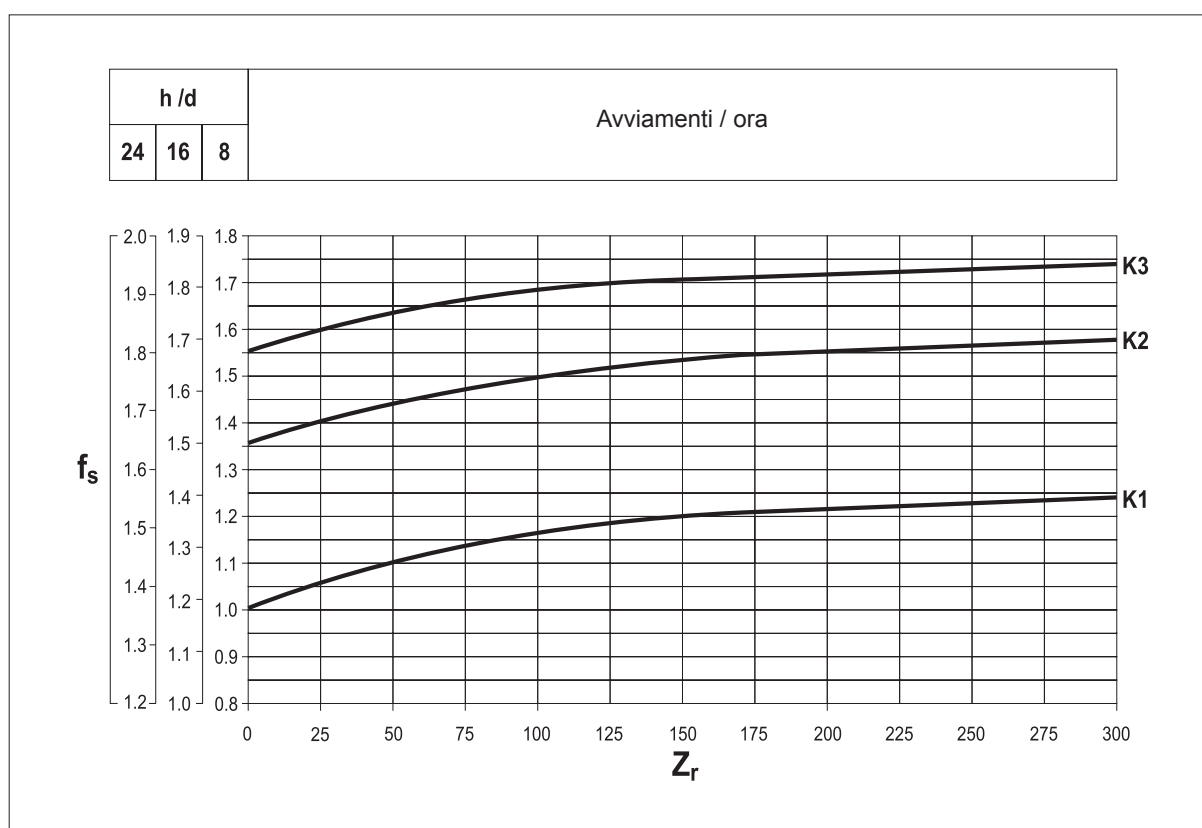
I momenti d'inerzia indicati a catalogo sono riferiti all'asse di entrata del riduttore per cui, nel caso di accoppiamento diretto, sono già rapportati alla velocità del motore.



10 FATTORE DI SERVIZIO f_s

Il fattore di servizio è il parametro che traduce in un valore numerico la gravosità del servizio che il riduttore è chiamato a svolgere, tenendo conto, benché con inevitabile approssimazione, del funzionamento giornaliero, della variabilità del carico e di eventuali sovraccarichi, connessi con la specifica applicazione del riduttore. Nel grafico (A4) più sotto riportato il fattore di servizio si ricava, dopo aver selezionato la colonna relativa alle ore di funzionamento giornaliero, per intersezione fra il numero di avviamenti orari e una fra le curve K1, K2 e K3. Le curve K_ sono associate alla natura del servizio (approssimativamente: uniforme, medio e pesante) tramite il fattore di accelerazione delle masse K, legato al rapporto fra le inerzie delle masse condotte e del motore. Indipendentemente dal valore così ricavato del fattore di servizio, segnaliamo che esistono applicazioni fra le quali, a puro titolo di esempio i sollevamenti, per le quali il cedimento di un organo del riduttore potrebbe esporre il personale che opera nelle immediate vicinanze a rischio di ferimento. Se esistono dubbi che l'applicazione possa presentare questa criticità vi invitiamo a consultare preventivamente il ns. Servizio Tecnico.

(A 4)



10.1 Fattore di accelerazione delle masse K

Il parametro serve a selezionare la curva relativa al particolare tipo di carico.

Il valore è dato dal rapporto:

(A 5)

$K = \frac{J_c}{J_m}$	→	$J_c =$ Momento d'inerzia delle masse comandate, riferito all'albero motore	K ≤ 0,25	→	K1 Carico uniforme
		$J_m =$ Momento d'inerzia del motore	0,25 < K ≤ 3	→	K2 Carico con urti moderati
			3 < K ≤ 10	→	K3 Carico con forti urti
			K > 10	→	Consultare il Servizio Tecnico di Bonfiglioli



11.2 Lubrificazione per riduttori Serie C, A, F, S

Gli organi interni dei riduttori Bonfiglioli sono lubrificati con un sistema misto di immersione e sbattimento dell'olio.

I gruppi C 05...C 41, A 05...A 41, F 10...F 41, S 10...S 40 sono normalmente consegnati con carica di lubrificante dalla fabbrica, o dalla rete di vendita ufficiale.

I gruppi di grandezza C 51, A 50, F 51, S 50 e superiori sono normalmente forniti privi di lubrificante, e sarà cura dell'utilizzatore riempirli di olio prima della messa in servizio.

In entrambi i casi, a seconda delle versioni, prima della messa in esercizio del riduttore potrebbe essere necessario sostituire il tappo chiuso usato per il trasporto con il tappo di sfiato fornito a corredo.

Per le tavole di riferimento della collocazione dei tappi di servizio e delle quantità di lubrificante, riferirsi al Manuale Uso e Manutenzione (disponibile su www.bonfiglioli.com).

Il lubrificante "long life" fornito di serie è di natura sintetica (SHELL OMALA S4 WE 320) e, a meno di contaminazione dall'esterno, non richiede sostituzioni periodiche per tutto l'arco di vita del riduttore.

11.3 Lubrificazione per riduttori A-EX (Atex)

I riduttori in versione ATEX, con alcune esclusioni (vedere tabella seguente), sono riempiti in fabbrica con carica di lubrificante "a vita" SHELL OMALA S4 WE 320, in accordo alla posizione di montaggio specificata.

(A 7)

A 05	A 10	A 20	A 30	A 35	A 41	A 50	A 55 ¹⁾	A 60 2 ²⁾	A 60 3 ¹⁾	A 60 4 ¹⁾	A 70 ¹⁾	A 80 ¹⁾	A 90 ¹⁾
------	------	------	------	------	------	------	--------------------	----------------------	----------------------	----------------------	--------------------	--------------------	--------------------

■ Fornitura con lubrificante sintetico "a vita" ■ Fornitura con lubrificante sintetico

⁽¹⁾ Privo di lubrificante nelle posizioni di montaggio B6 e B7

⁽²⁾ Privo di lubrificante nella posizione di montaggio B6, B7 e VB

Per esigenze di trasporto i riduttori sono forniti di tappo di carico di tipo chiuso e, in funzione della versione, corredati di un tappo dotato di valvola di sfiato che l'utilizzatore dovrà sostituire prima della messa in servizio del riduttore. Anche in questo caso riferirsi al relativo Manuale installazione uso e manutenzione (il Manuale è disponibile in diverse lingue e nel formato pdf all'indirizzo www.bonfiglioli.com) per effettuare correttamente la sostituzione.

Anche nei casi in cui il riduttore è fornito privo di lubrificante, si raccomanda di utilizzarne uno, della stessa natura, tra quelli consentiti indicati sul relativo Manuale installazione uso e manutenzione.




12 SELEZIONE

Per selezionare correttamente un riduttore o un motoriduttore, è necessario disporre di alcuni dati fondamentali che sono sintetizzati nella tabella (A8).

In particolare, essa potrà essere compilata ed inviata in copia al ns. Servizio Tecnico che provvederà alla ricerca della motorizzazione più idonea alla applicazione indicata.

(A 8)

		DATI TECNICI NECESSARI PER LA SELEZIONE DI RIDUTTORI SERIE...				Nr:
						data:
						Rev_
						data:
A) DATI GENERALI						
#	1	Azienda / Cliente				
#	2	Contatto				
#	3	Filiale / Distributore				
#	4	Quantità in ordine				
	5	Tempi di consegna				
B₁) MOTORE ELETTRICO						
	6	Tipo di motore				
#	7	P _{n1} Potenza nominale del motore		[kW]		
#	8	P _{r1} Potenza richiesta dal motore		[kW]		
	9	n ₁ Velocità di ingresso		[min ⁻¹]		
	10	Numero di poli				
C) RIDUTTORE						
#	11	Configurazione del riduttore				
#	12	i Rapporto di riduzione				
#	13	n ₁ Velocità di ingresso		[min ⁻¹]		
#	14	M _{r2} Coppia richiesta in uscita		[Nm]		
#	15	f _s Fattore di servizio richiesto				
	16	Senso di rotazione dell'albero di uscita [vista frontale]:	CW	CCW		
#	17	L _{10H} Durata dei cuscinetti		[h]		
	18	Durata ingranaggi		[h]		
	19	SF _{min} Sicurezza a piede dente	standard di riferimento (ISO preferito)			
	20	SH _{min} Sicurezza a fianco dente	standard di riferimento (ISO preferito)			
D) CARICHI SUPPLEMENTARI						
	21	R _{c2} Carico radiale su albero in uscita		[N]	Orientamento [°]	
	22	x ₂ Distanza di applicazione del carico dalla battuta dell'albero		[mm]		
	23	R _{c1} Carico radiale su albero in entrata		[N]	Orientamento [°]	
	24	x ₁ Distanza di applicazione del carico dalla battuta dell'albero		[mm]		
	25	A _{n2} Carico assiale su albero in uscita (+ / -)		[N]	+ = Spinta	
	26	A _{n1} Carico assiale su albero di ingresso (+ / -)		[N]	- = Tirare	
E) APPLICAZIONE						
#	27	Tipo di applicazione				
	28	Ciclo di lavoro	Tempo della fase %	Coppia di uscita del riduttore [Nm]	Velocità di uscita del riduttore [min ⁻¹]	
			****	****		
			****	****		
			****	****		
	29	Note sul Ciclo di lavoro:				
	30	Valutazione secondo la classificazione FEM	T-	L-	M-	
	31	Grado di intermittenza	[%]			
	32	t _a Campo della temperatura ambiente	[°C]			
#	33	Altitudine s.l.m.	[m]			
	34	Ambiente	piccolo spazio al coperto	grande spazio al coperto	all'esterno	
F) NOTE						
	35	Note e requisiti aggiuntivi richieste dai clienti:				

Obbligatorio per la selezione



Per la selezione di riduttori Serie A in esecuzione ATEX, consultare anche il capitolo specifico a pag. 348

12.1 Scelta dei motoriduttori

a) Determinare il fattore di servizio f_s in funzione del tipo di carico (fattore K), del numero di inserzioni/ora Z_r e del numero di ore di funzionamento.

b) Dalla coppia M_{r2} , conoscendo n_2 e il rendimento dinamico η_d , ricavare la potenza in entrata.

$$P_{r1} = \frac{M_{r2} \cdot n_2}{9550 \cdot \eta_d} \text{ [kW]} \quad (7)$$

Il valore di η_d per lo specifico riduttore può essere ricavato dal paragrafo 6.

c) Ricercare fra le tabelle dei dati tecnici motoriduttori quella corrispondente ad una potenza normalizzata P_n tale che:

$$P_n \geq P_{r1} \quad (8)$$

Se non diversamente indicato, la potenza P_n dei motori riportata a catalogo si riferisce al servizio continuo S1.

Per i motori utilizzati in condizioni diverse da S1, sarà necessario identificare il tipo di servizio previsto con riferimento alle Norme CEI 2-3/IEC 34-1.

In particolare, per i servizi da S2 a S8 e per le grandezze motore uguali o inferiori a 132, è possibile ottenere una maggiorazione della potenza rispetto a quella prevista per il servizio continuo, pertanto la condizione da soddisfare sarà:

$$P_n \geq \frac{P_{r1}}{f_m} \quad (9)$$

Il fattore di maggiorazione f_m è ricavabile dalla tabella (A9).

12.2 Rapporto di intermittenza

$$I = \frac{t_f}{t_f + t_r} \cdot 100 \quad (10)$$

t_f = tempo di funzionamento a carico costante

t_r = tempo di riposo



(A 9)

	SERVIZIO						
	S2			S3*			S4 - S8
	Durata del ciclo [min]			Rapporto di intermittenza (I)			Interpellare il Servizio Tecnico di Bonfiglioli Riduttori
10	30	60	25%	40%	60%		
f_m	1.35	1.15	1.05	1.25	1.15	1.1	

* La durata del ciclo dovrà comunque essere uguale o inferiore a 10 minuti; se superiore interpellare il Servizio Tecnico di Bonfiglioli Riduttori.

Nella sezione relativa alla potenza installata P_n selezionare infine il motoriduttore che sviluppa la velocità di funzionamento più prossima alla velocità n_2 desiderata e per il quale il fattore di sicurezza S sia uguale, o superiore, al fattore di servizio f_s .

Il fattore di sicurezza è così definito:

$$S = \frac{M_{n2}}{M_2} = \frac{P_{n1}}{P_1} \quad (11)$$

Nelle tabelle di selezione motoriduttori gli abbinamenti sono sviluppati con motori a 2, 4 e 6 poli alimentati a 50 Hz.

Per velocità di comando diverse da queste, effettuare la selezione con riferimento ai dati nominali forniti per i riduttori.

12.3 Scelta dei riduttori e dei riduttori predisposti per motori IEC

a) Determinare il fattore di servizio f_s .

b) Conoscendo la coppia M_{r2} di uscita richiesta dalla applicazione, si procede alla definizione della coppia di calcolo:

$$M_{c2} = M_{r2} \cdot f_s \quad (12)$$

c) In base alla velocità in uscita n_2 richiesta, e a quella in entrata n_1 disponibile, si calcola il rapporto di riduzione:

$$i = \frac{n_1}{n_2} \quad (13)$$



Disponendo dei dati M_{c2} e i , si ricercherà nelle tabelle corrispondenti alla velocità n_1 il riduttore che, in funzione del rapporto $[i]$ più prossimo a quello calcolato, proponga una coppia nominale:

$$M_{n2} \geq M_{c2} \quad (14)$$

Se al riduttore scelto dovrà essere applicato un motore elettrico verificarne l'applicabilità consultando il paragrafo "PREDISPOSIZIONI MOTORE".

13 VERIFICHE

Effettuata la selezione del riduttore, o motoriduttore, è opportuno procedere alle seguenti verifiche:

a) Potenza termica

Assicurarsi che la potenza termica del riduttore, abbia un valore uguale o maggiore alla potenza richiesta dall'applicazione secondo la relazione (3) a pag. 7, in caso contrario selezionare un riduttore di grandezza superiore oppure provvedere ad applicare un sistema di raffreddamento forzato.

b) Coppia massima

Generalmente la coppia massima (intesa come punta di carico istantaneo) applicabile al riduttore non deve superare il 200% della coppia nominale M_{n2} ; verificare pertanto che tale limite non venga superato adottando, se necessario, opportuni dispositivi per la limitazione della coppia.

Per i motori trifase a doppia polarità è necessario rivolgere particolare attenzione alla coppia di commutazione istantanea che viene generata durante la commutazione dall'alta velocità alla bassa in quanto può essere decisamente più elevata della coppia massima stessa.

Un metodo semplice ed economico per ridurre tale coppia è quello di alimentare solo due fasi del motore durante la commutazione (il tempo di alimentazione a due fasi può essere regolato mediante un relè a tempo):

$$M_{g2} = 0.5 \cdot M_{g3}$$

M_{g2} = Coppia di commutazione alimentando 2 fasi

M_{g3} = Coppia di commutazione alimentando 3 fasi

Suggeriamo comunque di contattare il ns. Servizio Tecnico.

c) Carichi radiali

Verificare che i carichi radiali agenti sugli alberi di entrata e/o uscita rientrino nei valori di catalogo ammessi.

Se superiori, aumentare la grandezza del riduttore oppure modificare la supportazione del carico. Ricordiamo che tutti i valori indicati nel catalogo si riferiscono a carichi agenti sulla mezzeria della sporgenza dell'albero in esame per cui, in fase di verifica, è indispensabile tenere conto di questa condizione provvedendo, se necessario, a determinare con le apposite formule il carico ammissibile alla distanza x_{1-2} desiderata.

A tale proposito si rimanda ai paragrafi relativi ai carichi radiali.



d) Carichi assiali

Anche gli eventuali carichi assiali dovranno essere confrontati con i valori ammissibili.

Se si è in presenza di carichi assiali molto elevati o combinati con carichi radiali, si consiglia di interpellare il ns. Servizio Tecnico.

e) Avviamenti orari

Per servizi diversi da S1, con un numero rilevante di inserzioni/ora si dovrà tener conto di un fattore Z (determinabile con le indicazioni riportate nel capitolo dei motori) il quale definisce il numero max. di avviamenti specifico per l'applicazione in oggetto.

14 INSTALLAZIONE

È molto importante, per l'installazione del riduttore, attenersi alle seguenti norme:

a) Assicurarsi che il fissaggio del riduttore, sia stabile onde evitare qualsiasi vibrazione. Installare (se si prevedono urti, sovraccarichi prolungati o possibili bloccaggi) giunti idraulici, frizioni, limitatori di coppia, ecc.

b) Durante la verniciatura si dovranno proteggere i piani lavorati e il bordo esterno degli anelli di tenuta per evitare che la vernice ne essichi la gomma, pregiudicando la tenuta del paraolio stesso.

c) Gli organi che vanno calettati sugli alberi di uscita del riduttore devono essere lavorati con tolleranza ISO H7 per evitare accoppiamenti troppo bloccati che, in fase di montaggio potrebbero danneggiare irreparabilmente il riduttore stesso. Inoltre, per il montaggio e lo smontaggio di tali organi si consiglia l'uso di adeguati tiranti ed estrattori utilizzando il foro filettato posto in testa alle estremità degli alberi.

d) Le superfici di contatto dovranno essere pulite e trattate con adeguati protettivi prima del montaggio, onde evitare l'ossidazione e il conseguente bloccaggio delle parti.

e) Prima della messa in servizio del riduttore accertarsi che la macchina che lo incorpora sia in regola con le disposizioni della Direttiva Macchine 2006/42/CE e successivi aggiornamenti.

f) Prima della messa in funzione della macchina, accertarsi che la posizione del livello del lubrificante sia conforme alla posizione di montaggio del riduttore e che la viscosità sia adeguata (consultare il Manuale d'Uso e Manutenzione disponibile al sito www.bonfiglioli.com).

g) Nel caso di installazione all'aperto prevedere adeguate protezioni e/o carterature allo scopo di evitare l'esposizione diretta agli agenti atmosferici e alla radiazione solare.



14.1 Assemblaggio del servomotore mediante morsetto calettatore (ingresso tipo SC)

Ruotare il morsetto di serraggio fino ad allineare il suo intaglio in corrispondenza di quelli che sono ricavati sull'albero di ingresso del riduttore.

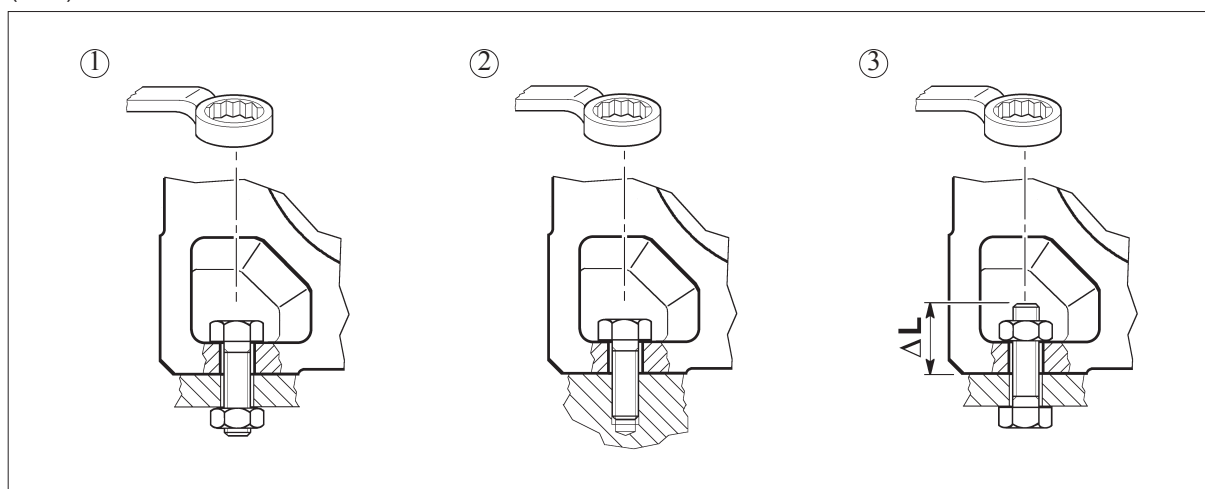
Se l'albero motore è dotato di chiavetta, questa va rimossa e la relativa cava deve pure trovarsi allineata sullo stesso piano, disposta dalla stessa parte della vite del morsetto.

Dopo aver così orientato l'albero del motore, portare la flangia del motore a battuta sulla flangia del riduttore e serrare le relative viti di fissaggio. Inserire infine una chiave dinamometrica attraverso il foro ricavato sulla faccia laterale della flangia e serrare la vite del morsetto con la coppia specificata nelle tavole dimensionali.

15 ISTRUZIONI DI INSTALLAZIONE

Negli schemi indicati in tabella (A10) vengono riportati i 3 casi possibili per l'installazione dei riduttori tipo A sulla struttura della macchina da operare. Per ognuno di questi casi riportiamo nella tabella (A11) le dimensioni delle viti a testa esagonale da utilizzare. Inoltre, per una facile installazione, suggeriamo di utilizzare il tipo di chiave mostrato in tabella (A10).

(A 10)



(A 11)

	Tipo vite			
	①	②	③	ΔL (mm)
A 05	M8x22	M8x20	M8x ...	22
A 10	M8x25	M8x20	M8x ...	20
A 20	M8x25	M8x20	M8x ...	20
A 30	M10x30	M10x25	M10x ...	25
A 35	M10x30	M10x25	M10x ...	25
A 41	M12x35	M12x30	M12x ...	30

	Tipo vite			
	①	②	③	ΔL (mm)
A 50	M14x45	M14x40	M14x ...	35
A 55	M14x40	M14x40	M14x ...	35
A 60	M16x50	M16x45	M16x ...	40
A 70	M20x60	M20x55	M20x ...	45
A 80	M24x70	M24x65	M24x ...	55
A 90	M24x90	M24x80	M24x ...	65



16 STOCCAGGIO

Il corretto stoccaggio dei prodotti ricevuti richiede l'esecuzione delle seguenti attività:

- a) Escludere aree all'aperto, zone esposte alle intemperie o con eccessiva umidità.
- b) Interporre sempre tra il pavimento ed i prodotti, pianali lignei o di altra natura, atti ad impedire il diretto contatto col suolo.
- c) Per periodi di stoccaggio e soste prolungate le superfici interessate agli accoppiamenti quali flange, alberi e giunti devono essere protette con idoneo prodotto antiossidante (Mobilarma 248 o equivalente).
- d) Nei casi di stoccaggio a lungo termine definiti in fase d'ordine con la scelta opzionale SLM o SLP (vedere capitolo specifico per casi e tempistiche) le opportune prescrizioni tecniche sono riportate nel Manuale d'uso disponibile su www.bonfiglioli.com. Per garantirne tempi, condizioni ed estensioni contattare il Centro Assistenza Bonfiglioli disponibile sul sito aziendale.

I riduttori dovranno essere posizionati con il tappo di sfiato nella posizione più alta e riempiti interamente d'olio.

Prima della loro messa in servizio nei riduttori dovrà essere ripristinata la corretta quantità, e il tipo di lubrificante (consultare il Manuale d'Uso e Manutenzione disponibile al sito www.bonfiglioli.com).


17 CONDIZIONI DI FORNITURA

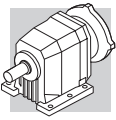
I riduttori vengono forniti come segue:

- a) già predisposti per essere installati nella posizione di montaggio come definito in fase di ordine;
- b) collaudati secondo specifiche interne;
- c) le superfici di accoppiamento non sono verniciate;
- d) provvisti di dadi e bulloni per montaggio motori per la versione IEC;
- e) dotati di protezioni in plastica sugli alberi;
- f) provvisti di golfare di sollevamento (dove previsto).

18 SPECIFICHE DELLA VERNICE

Le specifiche della vernice applicata sui riduttori (dove previsto) potranno essere richieste alle filiali o ai distributori che hanno fornito i gruppi.






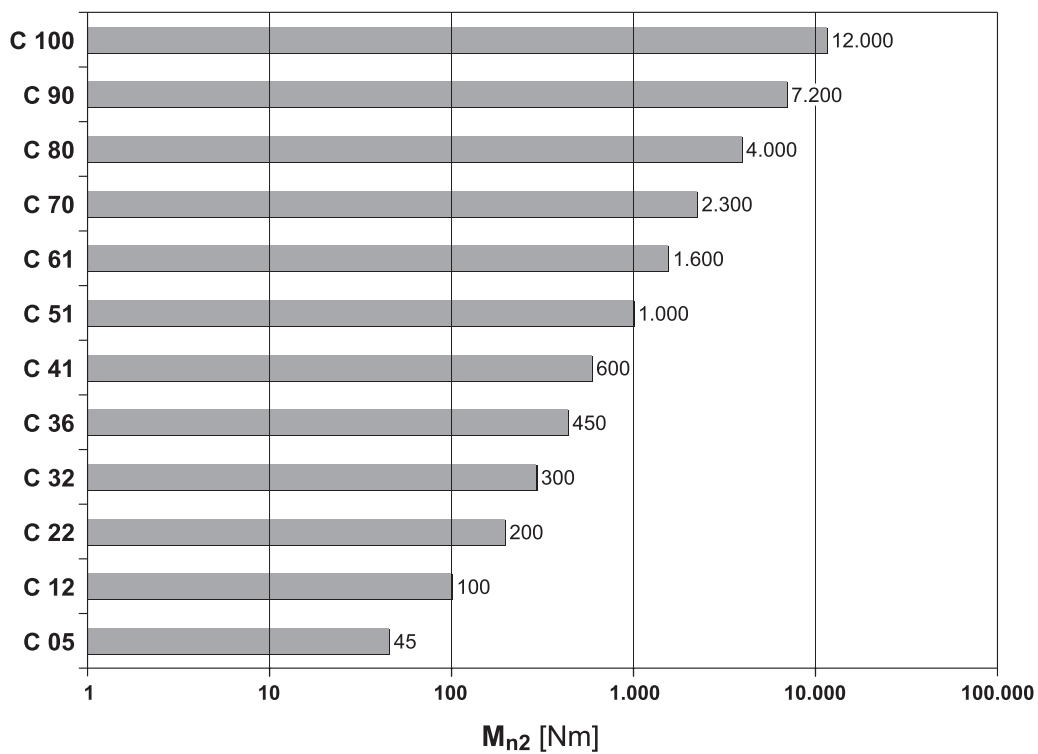
RIDUTTORI COASSIALI SERIE C

19 CARATTERISTICHE COSTRUTTIVE

Le caratteristiche costruttive salienti sono:

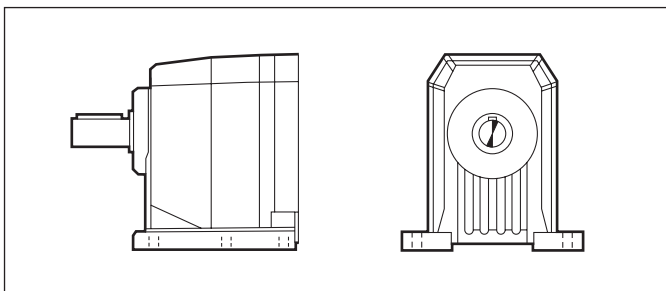
- modularità
- compattezza
- montaggi universali
- rendimenti elevati
- basso livello di rumorosità
- ingranaggi in acciaio legato cementati e temprati
- casse in alluminio non verniciate nelle grandezze 05, 12, 22, 32,
- casse in ghisa ad alta resistenza, verniciate, nelle altre grandezze
- alberi in entrata e uscita in acciaio ad alta resistenza.

(B 12)





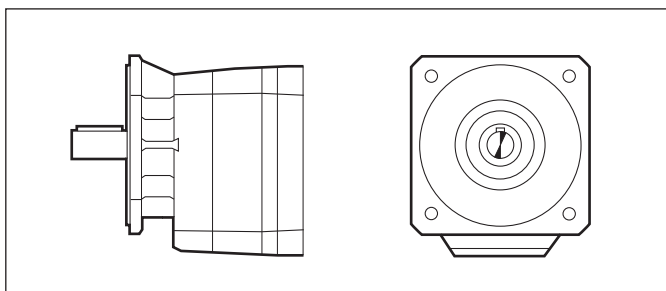
20 FORME COSTRUTTIVE



P

Piedi integrali

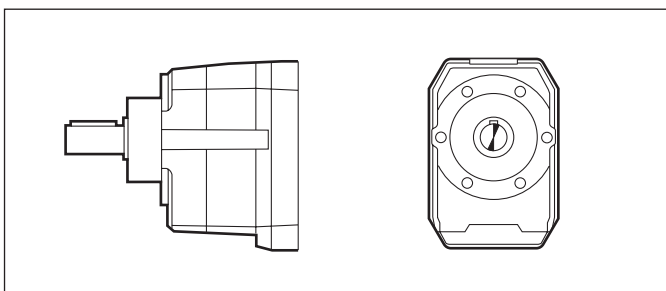
C 05 ... C 100



F

Flangia integrale

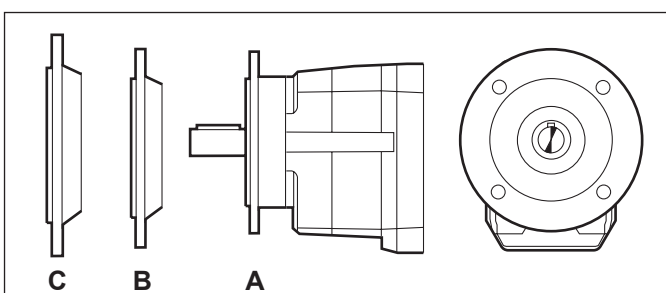
C 05 ... C 32
C 70 ... C 100



U

Cassa universale UNIBOX

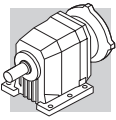
C 12 ... C 61



UF

UNIBOX flangia riportata

C 12 ... C 61



21 DESIGNAZIONE

RIDUTTORE

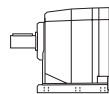
C 32 2 F 52.4 S1 B5

OPZIONI

POSIZIONE DI MONTAGGIO

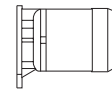
C...P: **B3** (Standard), B6, B7, B8, V5, V6
 C...F/U/UF: **B5** (Standard), B51, B53, B52, V1, V3

DESIGNAZIONE INGRESSO

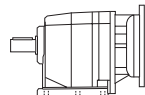


(C05...C100)

S05 ... S5



M - ME - MX - MXN

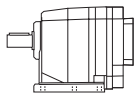


(C12...C100)

IEC_ **P63 ... P280**

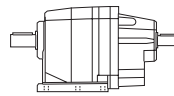
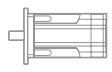


BN - BE - BX - BXN



(C12...C61)

SK_
SC_

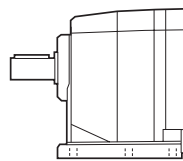


(C12...C100)

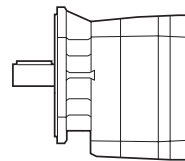
HS

RAPPORTO DI RIDUZIONE

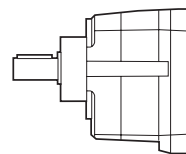
FORMA COSTRUTTIVA



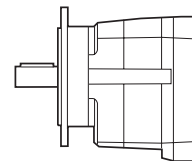
P
(C05...C100)



F
(C05...C32)
(C70...C100)



U
(C12...C61)

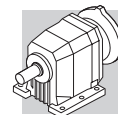


UFA
UFB
UFC
(C12...C61)

STADI DI RIDUZIONE
2, 3, 4

GRANDEZZA RIDUTTORE
05, 12, 22, 32, 36, 41, 51, 61, 70, 80, 90, 100

TIPO RIDUTTORE: **C** = riduttori coassiali



MOTORE

FRENO

M 1LA 4 230/400-50 IP54 CLF W FD 7.5 R SB 220 SA

OPZIONI

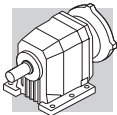
ALIMENTAZIONE
FRENOTIPO RADDRIZZATORE
AC/DC
NB, SB, NBR, SBRLEVA DI SBLOCCO FRENO
R, RM

COPPIA FRENANTE

TIPO FRENO
FD (freno c.c.)
FA (freno c.a.)POSIZIONE MORSETTIERA
W (default), **N, E, S**FORMA COSTRUTTIVA
— (motore integrato)
B5 (motore IEC)CLASSE ISOLAMENTO
CL F standard
CL H optionGRADO DI PROTEZIONE
IP55 standard (IP54 - motore autofrenante)TENSIONE - FREQUENZA
Per BXN/MXN vedi la sezione "Tensione & frequenza" sul catalogo EVOXNUMERO DI POLI
2, 4, 6, 2/4, 2/6, 2/8, 2/12, 4/6, 4/8GRANDEZZA MOTORE
0B ... 5LA (motore integrato)
63A ... 280SB (motore IEC)

TIPO MOTORE

MX- MXN = trifase integrato, classe IE3
BX-BXN = trifase IEC, classe IE3**ME** = trifase integrato, classe IE2
BE = trifase IEC, classe IE2**M** = trifase integrato, classe IE1
BN = trifase IEC, classe IE1





21.1 Opzioni riduttori

LUBRIFICAZIONE

I riduttori C05, C12, C22, C32, C36 e C41, in configurazione standard, sono forniti provvisti di carica di lubrificante. I riduttori C51, C61, C70, C80, C90 e C100, in configurazione standard, sono forniti privi di lubrificante.

È possibile comunque, per tutte le taglie di riduttori, richiedere la fornitura, con una carica di lubrificante selezionabile, in accordo a quanto definito nella tabella seguente.

L'opzione non è disponibile per i riduttori C70, C80, C90, e C100 nelle posizioni di montaggio V6 e V3.

LUBRIFICAZIONE	Tipo	Designazione	Produttore
LU	PoliAlfaOlefina (PAO)	OMALA S4 GX 150	
LY	PoliAlfaOlefina (PAO)	OMALA S4 GX 220	
LV	PoliAlfaOlefina (PAO)	OMALA S4 GX 320	
LW	PoliAlfaOlefina (PAO)	OMALA S4 GX 460	
LH	PolyGlicole (PAG)	OMALA S4 WE 150	
LS	PolyGlicole (PAG)	OMALA S4 WE 220	
LO*	PolyGlicole (PAG)	OMALA S4 WE 320	
LK	PolyGlicole (PAG)	OMALA S4 WE 460	
LN ^[1]	Base Minerale EP	OMALA S2 G 150	
LZ ^[1]	Base Minerale EP	OMALA S2 G 220	
LI ^[1]	Base Minerale EP	OMALA S2 G 320	
LJ ^[1]	Base Minerale EP	OMALA S2 G 460	
LA	Uso Alimentare	KLUBERSYNTH UH1 6-150	
LB	Uso Alimentare	KLUBERSYNTH UH1 6-220	
LC	Uso Alimentare	KLUBERSYNTH UH1 6-320	
LD	Uso Alimentare	KLUBERSYNTH UH1 6-460	

* Se non diversamente specificato, i riduttori C05, C12, C22, C32, C36 e C41 forniti con carica di lubrificante utilizzano olio OMALA S4 WE 320.

[1] L'impiego dell'olio minerale è consentito nei motoriduttori con fattore di servizio $f_s \geq 1,30$.

SO

I riduttori C05, C12, C22, C32, C36, C41, solitamente forniti con lubrificante da BONFIGLIOLI RIDUTTORI, sono forniti privi di lubrificante.

DL

L'albero lento è dotato di doppio anello di tenuta.

DV

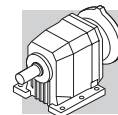
2 Anelli di tenuta sull'albero veloce. (Disponibile solo sui motoriduttori compatti).

VV

Anello di tenuta in fluoro-elastomero sull'albero veloce.

PV

Tutti gli anelli di tenuta in fluoro-elastomero.



RB

I riduttori tipo C12, C22, C32, C36, C41, C51 e C61 solitamente forniti con valori di gioco angolare standard, sono in questo caso forniti con valori di gioco angolare ridotti.

I valori corrispondenti del gioco angolare sono riportati nella tabella seguente.

(B 13)

		standard			RB	
C 05	i =	5.5 ; 9.3 ; 15.6 ; 27.1	6.7 ; 7.4 ; 11.2 ; 12.5 ; 18.9 ; 21.0 ; 32.8 44.7		—	
	φ [°]	34	29		—	
C 12	i =	2.8 6.2	7.6 66.2		2.8 6.2	7.6 66.2
	φ [°]	55	29		—	13
C 22	i =	2.7 6.1	7.1 261.0		2.7 6.1	7.1 261.0
	φ [°]	47	25		—	12
C 32	i =	2.9 6.3	7.2 274.7		2.9 6.3	7.2 274.7
	φ [°]	39	21		—	11
C 36	i =	2.7 5.8	6.8 19.0	22.1 848.5	2.7 5.8	6.8 848.5
	φ [°]	37	20	17	—	10
C 41 2	i =	2.7 6.0	6.4 44.8	—	2.7 6.0	6.4 44.8
	φ [°]	34	17	—	—	9
C 41 3/4	i =	—	—	28.5 855.5	—	28.5 855.5
	φ [°]	—	—	15	—	9
C 51 2	i =	2.6 5.6	7.0 57.0	—	2.6 5.6	7.0 57.0
	φ [°]	32	15	—	—	8
C 51 3/4	i =	—	—	21.8 884.9	—	21.8 884.9
	φ [°]	—	—	13	—	8
C 61 2	i =	2.8 6.0	6.7 38.0	—	2.8 6.0	6.7 38.0
	φ [°]	27	13	—	12	7
C 61 3/4	i =	—	—	26.8 796.1	—	26.8 796.1
	φ [°]	—	—	11	—	7
C 70	i =	4.6 34.7	41.3 1476		—	
	φ [°]	18	20		—	
C 80	i =	5.6 39.1	43.5 1481		—	
	φ [°]	16	18		—	
C 90	i =	5.2 35.1	39.4 1240		—	
	φ [°]	16	18		—	
C 100	i =	4.9 29.6	34.3 1081		—	
	φ [°]	14	16		—	

Per la tempistica di fornitura contattare la rete di vendita Bonfiglioli

IHB

Per le applicazioni dove il rapporto tra la coppia nominale del riduttore M_{n2} e la coppia richiesta M_{r2} :

$$\frac{M_{n2}}{M_{r2}} \leq 1.5$$

alcuni riduttori possono essere richiesti con cuscinetti a capacità di carico maggiorata specificando nell'ordine l'opzione **IHB**. L'opzione **IHB** è disponibile per tutti i riduttori forniti con ingresso attacco motore IEC: P160 - P180 - P200.

È consigliato contattare il Servizio Tecnico di Bonfiglioli per la verifica del caso puntuale.

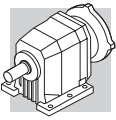
BP

I riduttori, solitamente forniti con tappo di sfiato aperto, sono forniti con tappo di sfiato a valvola.

La taratura della valvola in funzione delle tipologie può variare da 0,10 a 0,15 bar. La valvola si apre ad intervalli e permette l'uscita delle pressioni interne senza permettere l'ingresso di corpi estranei.

Per la disponibilità dell'opzione vedere il capitolo "Posizioni di montaggio e tappi di servizio" del Manuale d'Uso e Manutenzione (disponibile su www.bonfiglioli.com).

Se necessario contattare il Servizio Tecnico Bonfiglioli.



STOCK LUNGO PERIODO

In presenza dell'opzione "Stock lungo periodo" il prodotto configurato viene fornito senza l'olio lubrificante standard ma con un liquido protettivo anticorrosivo per garantire l'integrità e la piena funzionalità del riduttore nei casi in cui l'unità non sarà subito installata ma sarà stoccata per un lungo periodo di tempo (installazione oltre i 6 mesi dalla data di consegna).

Le condizioni di garanzia sono valide 12 mesi dalla data di messa in servizio (con messa in servizio entro 24 mesi dalla data di consegna) o 24 mesi dalla data di consegna senza messa in servizio. Dopo due anni di giacenza, l'unità con opzione SL deve essere controllata dal centro assistenza Bonfiglioli. In caso di prodotto non adeguatamente conservato, un'offerta per il ripristino completo dell'unità verrà emessa da parte della Bonfiglioli. Conclusa con successo l'attività di ripristino, le condizioni di garanzia ripartono dai 12 mesi dalla data di messa in servizio (con messa in servizio entro 24 mesi dalla data del ripristino) o dai 24 mesi dalla data del ripristino.

Applicabilità dell'opzione "Stock lungo periodo":



Taglia riduttore	Applicabilità dell'opzione Stock di lungo termine
C12 ... C41	Solo quando le opzioni di lubrificazione non sono attive (l'opzione SO è selezionata)
C51 ... C100	Solo quando le opzioni di lubrificazione non sono attive (LO, LH, LS, LK, LA, LB, LC, LD)

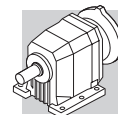
L'opzione "Stock lungo periodo" può essere richiesta in 2 versioni:

- **SLM Stock Lungo Periodo_Olio Minerale:** opzione avente olio protettivo anticorrosivo compatibile con tutti gli oli lubrificanti a base minerale elencati nel manuale Bonfiglioli "Installazione, uso e manutenzione" (MUM).
- **SLP Stock Lungo Periodo_Olio Poliglicole:** opzione avente olio protettivo anticorrosivo compatibile con tutti gli oli lubrificanti a base di poliglicole elencati nel manuale Bonfiglioli "Installazione, uso e manutenzione" (MUM).

Nota: è possibile selezionare una sola versione. Le opzioni SLM e SLP non possono coesistere.

Quando si configura un riduttore o un motoriduttore con opzione "Stock lungo periodo", è necessario conoscere il tipo di olio lubrificante che verrà utilizzato dal cliente durante il periodo di funzionamento (olio minerale o poliglicole). Prima di mettere in servizio un prodotto Bonfiglioli con opzione "Stock lungo periodo", assicurarsi che l'attività di riempimento dell'olio lubrificante avvenga tramite l'apposito tappo di riempimento (tappo di carico) determinato dalla posizione di montaggio indicata sulla targhetta. Per quanto riguarda i riduttori con lubrificazione a vita (vedi tabella sotto), la quantità di olio lubrificante da rabboccare non è indicata nel relativo manuale Bonfiglioli "Installazione, uso e manutenzione" (MUM). In questo caso, se l'opzione "Stock lungo periodo" è attiva, sarà necessario contattare il centro assistenza Bonfiglioli per ricevere queste informazioni.

Taglia riduttore	Quantità di lubrificante
C12 ... C41	 BONFIGLIOLI TECHNICAL SERVICE
C51 ... C100	



PROTEZIONE SUPERFICIALE

I riduttori, che laddove non viene richiesta una classe di protezione specifica, nelle zone verniciate (ferrose) rispettano come requisito minimo la classe di protezione C2 (UNI EN ISO 12944-2), sono forniti con protezione superficiale **C3** e **C4** per una migliore resistenza alla corrosione atmosferica, ottenute mediante verniciatura del gruppo completo.

(B 14)

PROTEZIONE SUPERFICIALE	Ambienti tipici	Temperatura superficiale max.	Classe di corrosività secondo UNI EN ISO 12944-2
C3	Ambienti urbani ed industriali, con umidità relativa dell'aria max.100% (inquinamento ambientale medio)	120°C	C3
C4	Aree industriali, zone costiere, impianti chimici, con umidità relativa dell'aria max.100% (inquinamento ambientale alto)	120°C	C4

I riduttori previsti con le protezioni opzionali **C3** e **C4** sono disponibili in diverse tinte.

Se non specificata nessuna tinta (vedere opzione "VERNICIATURA") la fornitura viene eseguita con la tinta RAL7042.

A richiesta sono fornibili riduttori per classe di corrosività **C5** secondo UNI EN ISO 12944-2, contattando il ns. Servizio tecnico-Commerciale.

VERNICIATURA

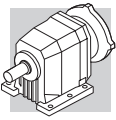
I riduttori previsti con le protezioni opzionali C3 e C4 sono disponibili in diverse tinte, secondo la tabella seguente.

(B 15)

VERNICIATURA	Colore	Catalogazione RAL
RAL7042*	Grigio traffico A	7042
RAL5010	Blu genziana	5010
RAL9005	Nero intenso	9005
RAL9006	Alluminio brillante	9006
RAL9010	Bianco puro	9010
RAL7035	Grigio chiaro	7035
RAL7001	Grigio argento	7001
RAL5015	Blu cielo	5015
RAL7037	Grigio polvere	7037
RAL5024	Blu pastello	5024

* Colore di fornitura standard se non specificato diversamente

NOTA - L'opzione "VERNICIATURA" è configurabile esclusivamente in abbinamento con l'opzione "PROTEZIONE SUPERFICIALE".



PROVE DOCUMENTALI

AC - Attestato di conformità

Documento il cui rilascio attesta la conformità del prodotto all'ordinativo e la costruzione dello stesso in conformità alle procedure standard di processo e di controllo previste dal sistema di Qualità Bonfiglioli Riduttori.

CC - Certificato di collaudo

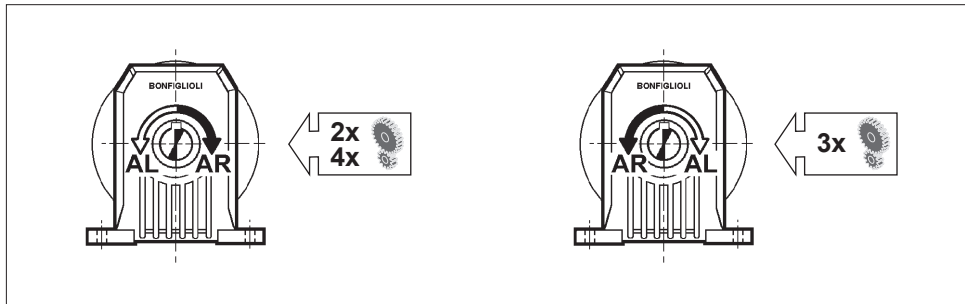
La specifica comporta la conduzione di verifiche di conformità all'ordine, controlli visivi generali e verifiche strumentali delle dimensioni di accoppiamento. Sono inoltre condotti controlli generali di funzionamento a vuoto e verifiche della funzionalità delle guarnizioni di tenuta in modalità statica e in funzionamento. Il collaudo si applica ad un campione statistico del lotto di spedizione.

21.2 Opzioni motori

AL, AR

Per i motoriduttori equipaggiati con motore integrale serie M, ME o MX, è disponibile l'opzione antiretro collocata sul motore stesso e descritta nella sezione motori elettrici di questo catalogo. La tabella seguente mostra il senso di rotazione libera del riduttore in base alla quale dovrà essere effettuata la scelta dell'opzione.

(B 17)



Per ulteriori informazioni sulle opzioni, consultare i relativi capitoli nella sezione motori elettrici.

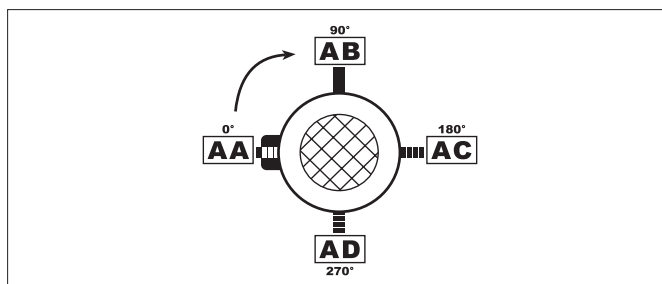
22 POSIZIONI DI MONTAGGIO E ORIENTAMENTO MORSETTIERA

Gli orientamenti delle morsettiere dei motori sono identificati osservando il motore dal lato ventola; l'orientamento standard è evidenziato in nero (W).

Posizione angolare leva di sblocco freno.

Nei motori autofrenanti, la leva di sblocco freno (se richiesta) ha l'orientamento standard a 90° rispetto alla morsettieria (posizione AB); specificare con relative opzioni qualora l'orientamento desiderato sia diverso.

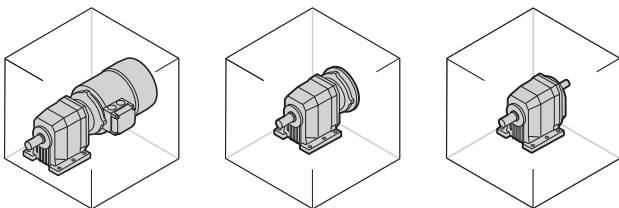
(B 16)





C ... P

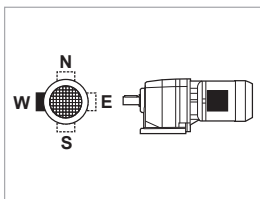
B3



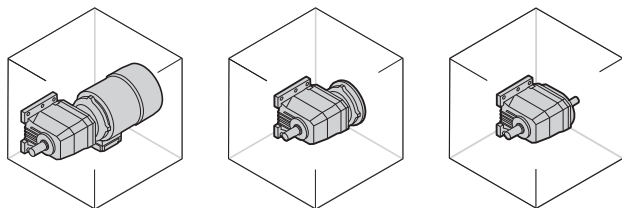
_S

_P(IEC) _SK / _SC

_HS



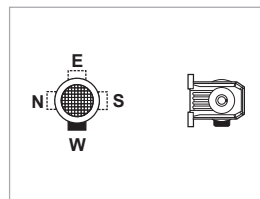
B6



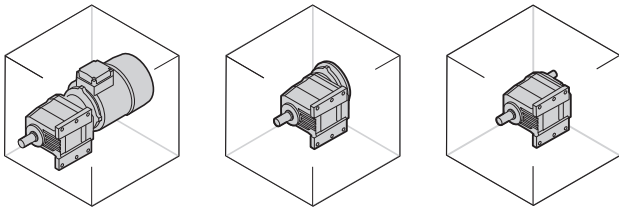
_S

_P(IEC) _SK / _SC

_HS



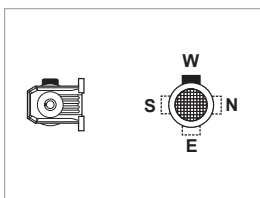
B7



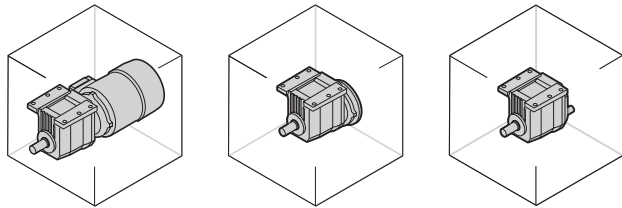
_S

_P(IEC) _SK / _SC

_HS



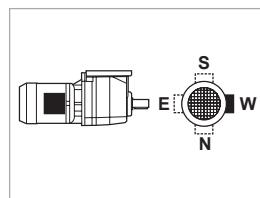
B8



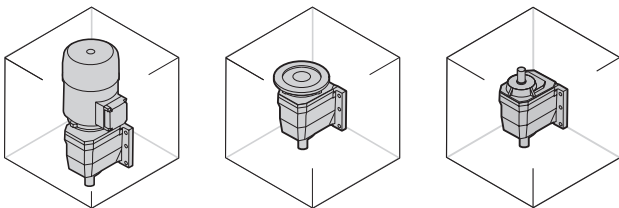
_S

_P(IEC) _SK / _SC

_HS



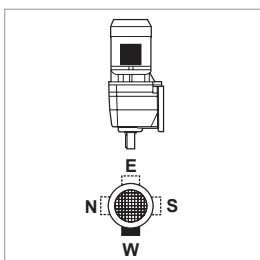
V5



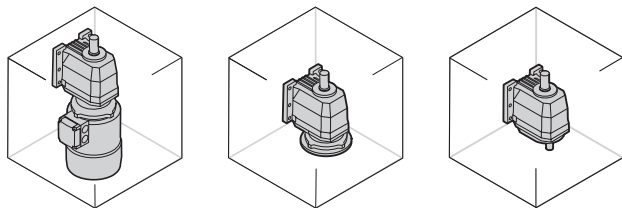
_S

_P(IEC) _SK / _SC

_HS



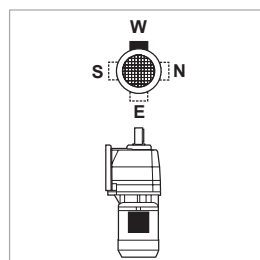
V6



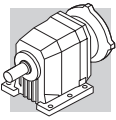
_S

_P(IEC) _SK / _SC

_HS

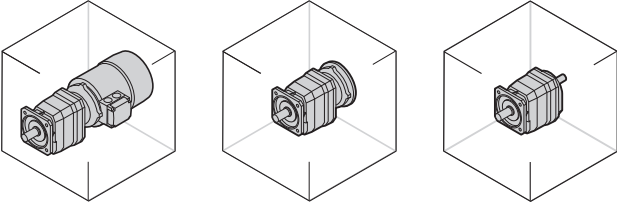


W = Default

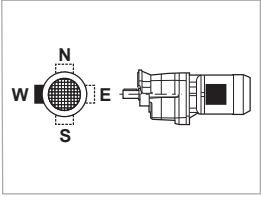


C ... F C ... U C ... UF

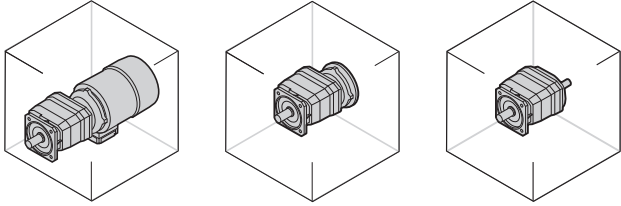
B5



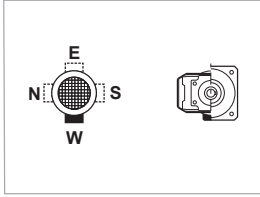
_S _P(IEC) _SK / _SC _HS



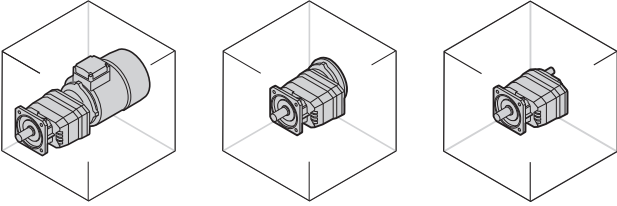
B51



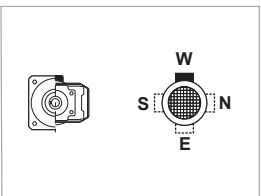
_S _P(IEC) _SK / _SC _HS



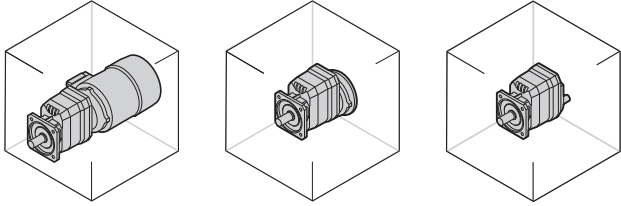
B53



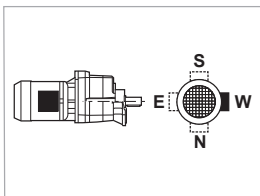
_S _P(IEC) _SK / _SC _HS



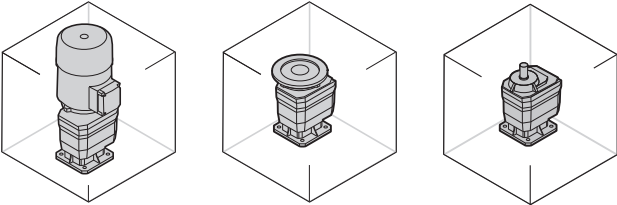
B52



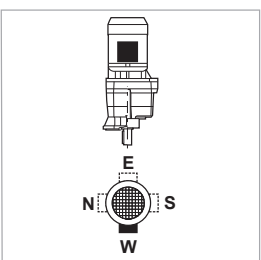
_S _P(IEC) _SK / _SC _HS



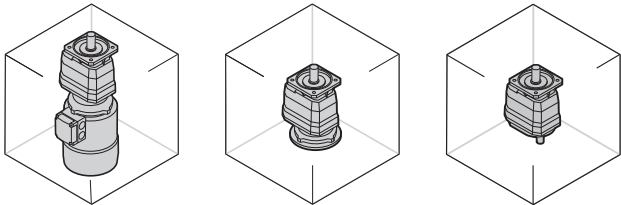
V1



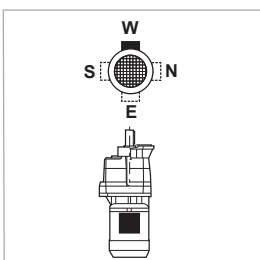
_S _P(IEC) _SK / _SC _HS



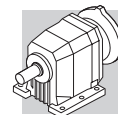
V3



_S _P(IEC) _SK / _SC _HS



W = Default



23 CARICHI RADIALI

Organi di trasmissione calettati sugli alberi di ingresso e/o di uscita del riduttore generano forze la cui risultante agisce in senso radiale sull'albero stesso.

L'entità di questi carichi deve essere compatibile con la capacità di sopportazione del sistema albero-cuscinetti del riduttore, in particolare il valore assoluto del carico applicato (R_{c1} per albero di ingresso, R_{c2} per albero di uscita) deve essere inferiore al valore nominale (R_{n1} per albero di ingresso, R_{n2} per albero di uscita) riportato nelle tabelle dati tecnici.

Nelle formule che seguono l'indice (1) si riferisce a grandezze relative all'albero veloce, l'indice (2) all'albero lento.

Il carico generato da una trasmissione esterna può essere calcolato, con buona approssimazione, tramite la formula seguente:

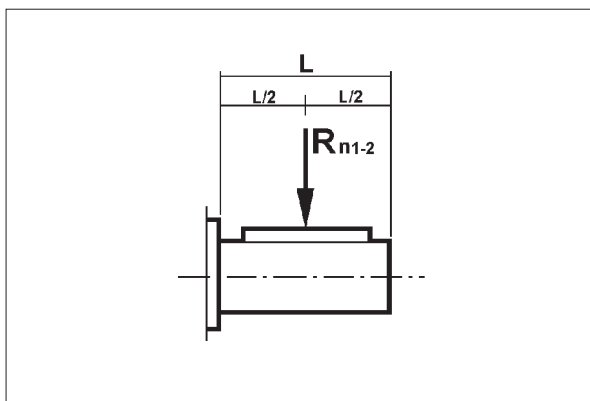
$$R_{c1} [N] = \frac{2000 \cdot M_1 [Nm] \cdot K_r}{d [mm]} \quad ; \quad R_{c2} [N] = \frac{2000 \cdot M_2 [Nm] \cdot K_r}{d [mm]} \quad (15)$$

(B 18)

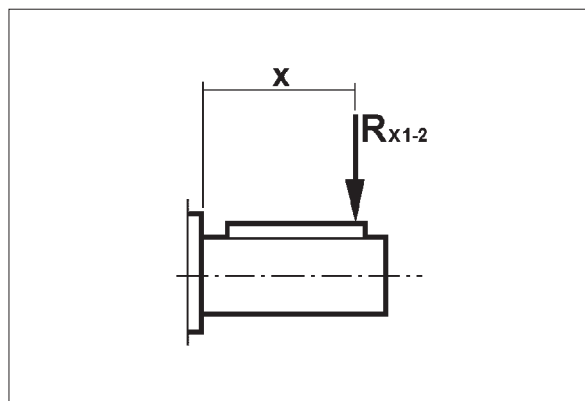
M_1 [Nm]	Coppia applicata all'albero veloce	$K_r = 1,25$	Trasmissione con ingranaggio
M_2 [Nm]	Coppia erogata all'albero lento	$K_r = 1,5$	Trasmissione a cinghia trapezoidale
d [mm]	Diametro primitivo dell'organo calettato sull'albero	$K_r = 2,0$	Trasmissione a cinghia piatta
$K_r = 1$	Trasmissione con catena		

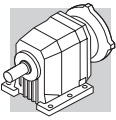
In base al punto di applicazione del carico sull'albero la verifica di compatibilità procederà in modi diversi e in particolare:

(B 19)



(B 20)





a) Applicazione in mezzeria, tab. (B19)

Il carico precedentemente calcolato si dovrà confrontare con il corrispondente valore nominale esposto a catalogo e dovrà verificarsi:

$$R_{c1} \leq R_{n1} \quad [\text{albero veloce}]$$

oppure

$$R_{c2} \leq R_{n2} \quad [\text{albero lento}]$$

b) Applicazione spostata dalla mezzeria, tab. (B20)

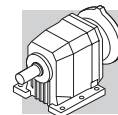
L'applicazione del carico ad una distanza "x" dalla battuta dell'albero comporta il ricalcolo del valore ammissibile a detta distanza.

Il nuovo valore è individuato con i simboli R_{x1} (ingresso) e R_{x2} (uscita) e si ricava dai valori di catalogo, rispettivamente R_{n1} e R_{n2} , tramite l'elaborazione del fattore:

$$\frac{a}{b+x} \quad (16)$$

(B 21)

	Costanti del riduttore					
	Albero lento			Albero veloce		
	a	b	c	a	b	c
C 05 2	38	18	250	—	—	—
C 12 2	46	26	450	21	1	300
C 22 2	53	28	550	40	20	350
C 22 3	53	28	550	21	1	300
C 32 2	60.5	30.5	750	41.5	21.5	350
C 32 3	60.5	30.5	750	21	1	300
C 36 2 - C 36 3	69.5	34.5	800	51.5	26.5	450
C 36 4	69.5	34.5	800	21	1	300
C 41 2 - C 41 3	69.5	34.5	850	51.5	26.5	450
C 41 4	69.5	34.5	850	40	20	350
C 51 2 - C 51 3	76.5	36.5	900	51.5	26.5	450
C 51 4	76.5	36.5	900	41.5	21.5	350
C 61 2 - C 61 3	95.5	45.5	1000	57.5	27.5	450
C 61 4	95.5	45.5	1000	51.5	26.5	450
C 70 2 - C 70 3	114	54	1200	86	31	1000
C 70 4	114	54	1200	49.5	24.5	450
C 80 2 - C 80 3	131	61	1500	86	31	1000
C 80 4	131	61	1500	49.5	24.5	450
C 90 2 - C 90 3	161	76	2000	116	46	1400
C 90 4	161	76	2000	49.5	24.5	450
C 100 2 - C 100 3	163.5	58.5	2500	116	46	1400
C 100 4	163.5	58.5	2500	49.5	24.5	450



La procedura di verifica comporta passi successivi che sono qui descritti.

ALBERO VELOCE

1. Calcolo di:

$$R_{x1} = R_{n1} \cdot \frac{a}{b+x} \quad (17)$$

N.B. A condizione che:

$$\frac{L}{2} \leq x \leq c \quad (18)$$

Infine si dovrà verificare che:

$$R_{c1} \leq R_{x1} \quad (19)$$

ALBERO LENTO

1. Calcolo di:

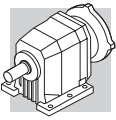
$$R_{x2} = R_{n2} \cdot \frac{a}{b+x} \quad (20)$$

N.B. A condizione che:

$$\frac{L}{2} \leq x \leq c \quad (21)$$

Infine si dovrà verificare che:

$$R_{c2} \leq R_{x2} \quad (22)$$



24 CARICHI ASSIALI, A_{n1} , A_{n2}

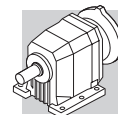
I valori di carico assiale ammissibile sugli alberi veloce [A_{n1}] e lento [A_{n2}] si possono ricavare con riferimento al corrispondente valore di carico radiale [R_{n1}] e [R_{n2}] tramite le espressioni che seguono:

$$\begin{aligned} A_{n1} &= R_{n1} \cdot 0.2 \\ A_{n2} &= R_{n2} \cdot 0.2 \end{aligned} \quad (23)$$

I valori di carico assiale ammissibile così calcolati si riferiscono al caso di forze assiali agenti contemporaneamente ai carichi radiali nominali.

Nel solo caso in cui il valore del carico radiale agente sull'albero del riduttore sia nullo, si può considerare il carico assiale ammissibile [A_n] pari al 50% del valore di carico radiale ammissibile [R_n] sullo stesso albero.

In presenza di carichi assiali eccedenti il valore ammissibile, o di forze assiali fortemente prevalenti sui carichi radiali, è consigliabile contattare il Servizio Tecnico di Bonfiglioli Riduttori per una verifica puntuale.

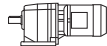





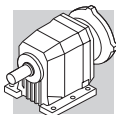
25 DATI TECNICI MOTORIDUTTORI



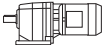

La scelta dei motori prende in considerazione i requisiti della Direttiva 2009/125/CE (vedi sezione M di questo catalogo). Quando la potenza nominale del motore è inferiore a 0,12kW, possono essere forniti motori BN/M. A partire dal 1 luglio 2021 la Direttiva 2009/125/CE si applicherà anche ai motori dotati di freno e ai motori a 8 poli.

0.09 kW

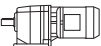

n_2 min ⁻¹	M_2 Nm	S	i	R_{n2} N	 IE1	 IE1	 IE1	
1.0	760	0.8	855.5	7000	C414_855.5 S05 M05A6	158	C414_855.5 P63 BN63A6	159
1.2	654	0.9	735.9	7000	C414_735.9 S05 M05A6	158	C414_735.9 P63 BN63A6	159
1.3	597	1.0	671.3	7000	C414_671.3 S05 M05A6	158	C414_671.3 P63 BN63A6	159
1.5	511	0.9	574.7	6500	C364_574.7 S05 M05A6	154	C364_574.7 P63 BN63A6	159
1.6	483	1.2	543.5	7000	C414_543.5 S05 M05A6	158	C414_543.5 P63 BN63A6	159
1.9	407	1.1	458.4	6500	C364_458.4 S05 M05A6	154	C364_458.4 P63 BN63A6	159
2.0	400	1.5	450.2	7000	C414_450.2 S05 M05A6	158	C414_450.2 P63 BN63A6	159
2.6	301	1.5	341.7	6500	C364_341.7 S05 M05A6	154	C364_341.7 P63 BN63A6	159
2.6	296	2.0	333.4	7000	C414_333.4 S05 M05A6	158	C414_333.4 P63 BN63A6	159
3.2	250	1.1	274.7	5500	C323_274.7 S05 M05A6	150	C323_274.7 P63 BN63A6	151
3.9	205	1.0	225.8	5000	C223_225.8 S05 M05A6	146	C223_225.8 P63 BN63A6	147
4.1	196	1.5	215.6	5500	C323_215.6 S05 M05A6	150	C323_215.6 P63 BN63A6	151
4.9	162	1.2	178.5	5000	C223_178.5 S05 M05A6	146	C223_178.5 P63 BN63A6	147
5.8	138	1.5	151.7	5000	C223_151.7 S05 M05A6	146	C223_151.7 P63 BN63A6	147
5.9	135	2.2	148.4	5500	C323_148.4 S05 M05A6	150	C323_148.4 P63 BN63A6	151
7.2	111	1.8	122.2	5000	C223_122.2 S05 M05A6	146	C223_122.2 P63 BN63A6	147
7.2	111	2.7	122.4	5500	C323_122.4 S05 M05A6	150	C323_122.4 P63 BN63A6	151
7.9	102	2.0	112.0	5000	C223_112.0 S05 M05A6	146	C223_112.0 P63 BN63A6	147
8.8	91	2.2	100.2	5000	C223_100.2 S05 M05A6	146	C223_100.2 P63 BN63A6	147
10.7	75	2.7	82.6	5000	C223_82.6 S05 M05A6	146	C223_82.6 P63 BN63A6	147
13.3	61	1.5	66.2	2000	C122_66.2 S05 M05A6	142	C122_66.2 P63 BN63A6	143
16.0	51	1.8	55.2	2000	C122_55.2 S05 M05A6	142	C122_55.2 P63 BN63A6	143
18.5	44	2.0	47.6	2000	C122_47.6 S05 M05A6	142	C122_47.6 P63 BN63A6	143
19.7	42	1.1	44.7	1170	C052_44.7 S05 M05A6	141		
20.8	39	2.3	42.3	2000	C122_42.3 S05 M05A6	142	C122_42.3 P63 BN63A6	143
21.8	38	1.2	40.3	1150	C052_40.3 S05 M05A6	141		
23.8	34	2.6	37.0	2000	C122_37.0 S05 M05A6	142	C122_37.0 P63 BN63A6	143
24.2	34	1.3	36.4	1140	C052_36.4 S05 M05A6	141		
26.8	31	1.5	32.8	1110	C052_32.8 S05 M05A6	141		
26.8	31	2.9	32.8	2000	C122_32.8 S05 M05A6	142	C122_32.8 P63 BN63A6	143
30	27	1.7	44.7	1170	C052_44.7 S0 M0B4	141		
33	25	1.8	40.3	990	C052_40.3 S0 M0B4	141		
37	22	2.0	36.4	980	C052_36.4 S0 M0B4	141		
41	20	2.3	32.8	960	C052_32.8 S0 M0B4	141		
42	19	2.3	21.0	1020	C052_21.0 S05 M05A6	141		



0.09 kW

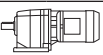



n ₂ min ⁻¹	M ₂ Nm	S	i	R _{n2} N	 IE1		 IE1	
50	16	2.7	27.1	930	C052_27.1 S0 M0B4	141		
56	15	3.1	15.6	950	C052_15.6 S05 M05A6	141		
66	12	6.5	13.4	2000	C122_13.4 S05 M05A6	142	C122_13.4 P63 BN63A6	143
71	12	3.9	12.5	900	C052_12.5 S05 M05A6	141		
74	11	7.0	11.9	2000	C122_11.9 S05 M05A6	142	C122_11.9 P63 BN63A6	143
78	10	4.3	11.2	880	C052_11.2 S05 M05A6	141		
88	9	7.7	10.1	2000	C122_10.1 S05 M05A6	142	C122_10.1 P63 BN63A6	143
95	9	5.2	9.3	830	C052_9.3 S05 M05A6	141		
100	8	8.4	8.8	2000	C122_8.8 S05 M05A6	142	C122_8.8 P63 BN63A6	143
119	7	6.5	7.4	780	C052_7.4 S05 M05A6	141		
132	6	7.3	6.7	760	C052_6.7 S05 M05A6	141		
146	6	10.9	6.2	1960	C122_6.2 S05 M05A6	142	C122_6.2 P63 BN63A6	143
157	5	11.1	5.6	1850	C122_5.6 S05 M05A6	142	C122_5.6 P63 BN63A6	143
159	5	8.8	5.5	720	C052_5.5 S05 M05A6	141		
187	4	12.6	4.9	1810	C122_4.9 S05 M05A6	142	C122_4.9 P63 BN63A6	143
205	4	13.0	4.3	1730	C122_4.3 S05 M05A6	142	C122_4.3 P63 BN63A6	143
249	3	15.0	3.7	1650	C122_3.7 S05 M05A6	142	C122_3.7 P63 BN63A6	143
275	3	15.4	3.2	1580	C122_3.2 S05 M05A6	142	C122_3.2 P63 BN63A6	143
329	2	17.3	2.8	1510	C122_2.8 S05 M05A6	142	C122_2.8 P63 BN63A6	143

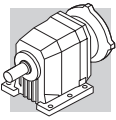
0.12 kW

n ₂ min ⁻¹	M ₂ Nm	S	i	R _{n2} N	 IE1 IE2		 IE1 IE2		
0.98	1061	0.9	884.9	10000			C514_884.9 P63 BN63B6	163	
1.2	860	1.2	717.7	10000			C514_717.7 P63 BN63B6	163	
1.5	681	0.9	855.5	7000	C414_855.5 S05 M05A4	C414_855.5 S05 ME05A4	158 C414_855.5 P63 BN63A4	C414_855.5 P63 BE63A4	159
1.6	643	1.6	808.0	10000			C514_808.0 P63 BN63A4	C514_808.0 P63 BE63A4	163
1.7	621	1.0	780.4	7000	C414_780.4 S05 M05A4	C414_780.4 S05 ME05A4	158 C414_780.4 P63 BN63A4	C414_780.4 P63 BE63A4	159
1.8	586	1.0	735.9	7000	C414_735.9 S05 M05A4	C414_735.9 S05 ME05A4	158 C414_735.9 P63 BN63A4	C414_735.9 P63 BE63A4	159
2.0	534	1.1	671.3	7000	C414_671.3 S05 M05A4	C414_671.3 S05 ME05A4	158 C414_671.3 P63 BN63A4	C414_671.3 P63 BE63A4	159
2.0	509	0.9	665.9	6500	C364_665.9 S05 M05A4	C364_665.9 S05 ME05A4	154 C364_665.9 P63 BN63A4	C364_665.9 P63 BE63A4	159
2.2	474	1.3	595.8	7000	C414_595.8 S05 M05A4	C414_595.8 S05 ME05A4	158 C414_595.8 P63 BN63A4	C414_595.8 P63 BE63A4	159
2.3	440	1.0	574.7	6500	C364_574.7 S05 M05A4	C364_574.7 S05 ME05A4	154 C364_574.7 P63 BN63A4	C364_574.7 P63 BE63A4	159
2.4	433	1.4	543.5	7000	C414_543.5 S05 M05A4	C414_543.5 S05 ME05A4	158 C414_543.5 P63 BN63A4	C414_543.5 P63 BE63A4	159
2.6	396	1.1	517.2	6500	C364_517.2 S05 M05A4	C364_517.2 S05 ME05A4	154 C364_517.2 P63 BN63A4	C364_517.2 P63 BE63A4	159
2.7	393	1.5	493.5	7000	C414_493.5 S05 M05A4	C414_493.5 S05 ME05A4	158 C414_493.5 P63 BN63A4	C414_493.5 P63 BE63A4	159
2.9	351	1.3	458.4	6500	C364_458.4 S05 M05A4	C364_458.4 S05 ME05A4	154 C364_458.4 P63 BN63A4	C364_458.4 P63 BE63A4	159
2.9	358	1.7	450.2	7000	C414_450.2 S05 M05A4	C414_450.2 S05 ME05A4	158 C414_450.2 P63 BN63A4	C414_450.2 P63 BE63A4	159
3.1	333	1.8	418.5	7000	C414_418.5 S05 M05A4	C414_418.5 S05 ME05A4	158 C414_418.5 P63 BN63A4	C414_418.5 P63 BE63A4	159
3.2	321	1.4	420.2	6500	C364_420.2 S05 M05A4	C364_420.2 S05 ME05A4	154 C364_420.2 P63 BN63A4	C364_420.2 P63 BE63A4	159
3.4	304	2.0	381.8	7000	C414_381.8 S05 M05A4	C414_381.8 S05 ME05A4	158 C414_381.8 P63 BN63A4	C414_381.8 P63 BE63A4	159
3.6	289	1.6	377.9	6500	C364_377.9 S05 M05A4	C364_377.9 S05 ME05A4	154 C364_377.9 P63 BN63A4	C364_377.9 P63 BE63A4	159
3.9	265	2.3	333.4	7000	C414_333.4 S05 M05A4	C414_333.4 S05 ME05A4	158 C414_333.4 P63 BN63A4	C414_333.4 P63 BE63A4	159
4.0	261	1.7	341.7	6500	C364_341.7 S05 M05A4	C364_341.7 S05 ME05A4	154 C364_341.7 P63 BN63A4	C364_341.7 P63 BE63A4	159
4.2	244	1.8	318.9	6500	C364_318.9 S05 M05A4	C364_318.9 S05 ME05A4	154 C364_318.9 P63 BN63A4	C364_318.9 P63 BE63A4	159
4.3	242	2.5	304.2	7000	C414_304.2 S05 M05A4	C414_304.2 S05 ME05A4	158 C414_304.2 P63 BN63A4	C414_304.2 P63 BE63A4	159
4.6	223	2.0	290.9	6500	C364_290.9 S05 M05A4	C364_290.9 S05 ME05A4	154 C364_290.9 P63 BN63A4	C364_290.9 P63 BE63A4	159
4.9	219	0.9	178.5	5000	C223_178.5 S05 M05B6		146 C223_178.5 P63 BN63B6		147

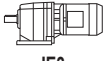





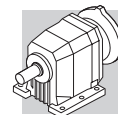
0.12 kW

n ₂ min-1	M ₂ Nm	S	i	R _{n2} N						
					IE1	IE2		IE1	IE2	
4.9	217	1.2	274.7	5500	C323_274.7 S05 M05A4	C323_274.7 S05 ME05A4	150	C323_274.7 P63 BN63A4	C323_274.7 P63 BE63A4	151
5.0	209	2.9	263.0	7000	C414_263.0 S05 M05A4	C414_263.0 S05 ME05A4	158	C414_263.0 P63 BN63A4	C414_263.0 P63 BE63A4	159
5.3	195	2.3	255.0	6500	C364_255.0 S05 M05A4	C364_255.0 S05 ME05A4	154	C364_255.0 P63 BN63A4	C364_255.0 P63 BE63A4	159
5.5	193	1.3	244.2	5500	C323_244.2 S05 M05A4	C323_244.2 S05 ME05A4	150	C323_244.2 P63 BN63A4	C323_244.2 P63 BE63A4	151
5.8	177	2.5	230.9	6500	C364_230.9 S05 M05A4	C364_230.9 S05 ME05A4	154	C364_230.9 P63 BN63A4	C364_230.9 P63 BE63A4	159
6.0	178	1.0	225.8	5000	C223_225.8 S05 M05A4	C223_225.8 S05 ME05A4	146	C223_225.8 P63 BN63A4	C223_225.8 P63 BE63A4	147
6.3	170	1.8	215.6	5500	C323_215.6 S05 M05A4	C323_215.6 S05 ME05A4	150	C323_215.6 P63 BN63A4	C323_215.6 P63 BE63A4	151
6.5	163	2.8	206.4	6500	C363_206.4 S05 M05A4	C363_206.4 S05 ME05A4	154	C363_206.4 P63 BN63A4	C363_206.4 P63 BE63A4	155
6.7	159	1.2	200.7	5000	C223_200.7 S05 M05A4	C223_200.7 S05 ME05A4	146	C223_200.7 P63 BN63A4	C223_200.7 P63 BE63A4	147
7.3	147	2.0	186.0	5500	C323_186.0 S05 M05A4	C323_186.0 S05 ME05A4	150	C323_186.0 P63 BN63A4	C323_186.0 P63 BE63A4	151
7.4	145	3.1	183.5	6500	C363_183.5 S05 M05A4	C363_183.5 S05 ME05A4	154	C363_183.5 P63 BN63A4	C363_183.5 P63 BE63A4	155
7.6	141	1.4	178.5	5000	C223_178.5 S05 M05A4	C223_178.5 S05 ME05A4	146	C223_178.5 P63 BN63A4	C223_178.5 P63 BE63A4	147
8.1	132	2.3	167.4	5500	C323_167.4 S05 M05A4	C323_167.4 S05 ME05A4	150	C323_167.4 P63 BN63A4	C323_167.4 P63 BE63A4	151
8.9	120	1.7	151.7	5000	C223_151.7 S05 M05A4	C223_151.7 S05 ME05A4	146	C223_151.7 P63 BN63A4	C223_151.7 P63 BE63A4	147
9.1	117	2.6	148.4	5500	C323_148.4 S05 M05A4	C323_148.4 S05 ME05A4	150	C323_148.4 P63 BN63A4	C323_148.4 P63 BE63A4	151
9.9	108	1.9	136.5	5000	C223_136.5 S05 M05A4	C223_136.5 S05 ME05A4	146	C223_136.5 P63 BN63A4	C223_136.5 P63 BE63A4	147
9.9	108	2.8	136.0	5500	C323_136.0 S05 M05A4	C323_136.0 S05 ME05A4	150	C323_136.0 P63 BN63A4	C323_136.0 P63 BE63A4	151
11.0	97	3.1	122.4	5500	C323_122.4 S05 M05A4	C323_122.4 S05 ME05A4	150	C323_122.4 P63 BN63A4	C323_122.4 P63 BE63A4	151
11.0	97	2.1	122.2	5000	C223_122.2 S05 M05A4	C223_122.2 S05 ME05A4	146	C223_122.2 P63 BN63A4	C223_122.2 P63 BE63A4	147
12.1	89	2.3	112.0	5000	C223_112.0 S05 M05A4	C223_112.0 S05 ME05A4	146	C223_112.0 P63 BN63A4	C223_112.0 P63 BE63A4	147
13.5	79	2.5	100.2	5000	C223_100.2 S05 M05A4	C223_100.2 S05 ME05A4	146	C223_100.2 P63 BN63A4	C223_100.2 P63 BE63A4	147
15.3	70	2.9	88.5	5000	C223_88.5 S05 M05A4	C223_88.5 S05 ME05A4	146	C223_88.5 P63 BN63A4	C223_88.5 P63 BE63A4	147
16.3	65	3.1	82.6	5000	C223_82.6 S05 M05A4	C223_82.6 S05 ME05A4	146	C223_82.6 P63 BN63A4	C223_82.6 P63 BE63A4	147
20.4	53	1.7	66.2	2000	C122_66.2 S05 M05A4	C122_66.2 S05 ME05A4	142	C122_66.2 P63 BN63A4	C122_66.2 P63 BE63A4	143
21.3	51	2.5	63.3	5000	C222_63.3 S05 M05A4	C222_63.3 S05 ME05A4	146	C222_63.3 P63 BN63A4	C222_63.3 P63 BE63A4	147
24.5	45	2.0	55.2	2000	C122_55.2 S05 M05A4	C122_55.2 S05 ME05A4	142	C122_55.2 P63 BN63A4	C122_55.2 P63 BE63A4	143
24.7	44	3.5	54.7	5000	C222_54.7 S05 M05A4	C222_54.7 S05 ME05A4	146	C222_54.7 P63 BN63A4	C222_54.7 P63 BE63A4	147
28.4	38	2.3	47.6	2000	C122_47.6 S05 M05A4	C122_47.6 S05 ME05A4	142	C122_47.6 P63 BN63A4	C122_47.6 P63 BE63A4	143
29.3	37	1.2	44.7	1010	C052_44.7 S05 M05A4	C052_44.7 S05 ME05A4	141			
32	34	2.6	42.3	2000	C122_42.3 S05 M05A4	C122_42.3 S05 ME05A4	142	C122_42.3 P63 BN63A4	C122_42.3 P63 BE63A4	143
33	34	1.3	40.3	990	C052_40.3 S05 M05A4	C052_40.3 S05 ME05A4	141			
36	30	1.5	36.4	980	C052_36.4 S05 M05A4	C052_36.4 S05 ME05A4	141			
36	30	3.0	37.0	2000	C122_37.0 S05 M05A4	C122_37.0 S05 ME05A4	142	C122_37.0 P63 BN63A4	C122_37.0 P63 BE63A4	143
40	27	1.6	32.8	960	C052_32.8 S05 M05A4	C052_32.8 S05 ME05A4	141			
41	26	3.4	32.8	2000	C122_32.8 S05 M05A4	C122_32.8 S05 ME05A4	142	C122_32.8 P63 BN63A4	C122_32.8 P63 BE63A4	143
48	23	2.0	27.1	930	C052_27.1 S05 M05A4	C052_27.1 S05 ME05A4	141			
56	20	2.3	15.6	900	C052_15.6 S05 M05B6		141			
62	18	2.6	21.0	890	C052_21.0 S05 M05A4	C052_21.0 S05 ME05A4	141			
69	16	2.5	18.9	860	C052_18.9 S05 M05A4	C052_18.9 S05 ME05A4	141			
78	14	3.2	11.2	850	C052_11.2 S05 M05B6		141			
84	13	3.1	15.6	820	C052_15.6 S05 M05A4	C052_15.6 S05 ME05A4	141			
105	10	3.8	12.5	780	C052_12.5 S05 M05A4	C052_12.5 S05 ME05A4	141			
117	9	4.3	11.2	760	C052_11.2 S05 M05A4	C052_11.2 S05 ME05A4	141			
130	8	5.4	6.7	740	C052_6.7 S05 M05B6		141			
141	8	3.9	9.3	720	C052_9.3 S05 M05A4	C052_9.3 S05 ME05A4	141			
177	6	4.8	7.4	680	C052_7.4 S05 M05A4	C052_7.4 S05 ME05A4	141			
196	6	5.4	6.7	660	C052_6.7 S05 M05A4	C052_6.7 S05 ME05A4	141			

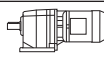



0.12 kW

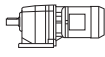

n ₂ min ⁻¹	M ₂ Nm	S	i	R _{n2} N	 IE3	 IE3	 IE3	
0.98	1061	0.9	884.9	10000				
1.2	860	1.2	717.7	10000				
1.5	681	0.9	855.5	7000	C414_855.5 S05 MXN05MA4	158	C414_855.5 P63 BXN63MA4	159
1.6	643	1.6	808.0	10000			C514_808.0 P63 BXN63MA4	163
1.7	621	1.0	780.4	7000	C414_780.4 S05 MXN05MA4	158	C414_780.4 P63 BXN63MA4	159
1.8	586	1.0	735.9	7000	C414_735.9 S05 MXN05MA4	158	C414_735.9 P63 BXN63MA4	159
2.0	534	1.1	671.3	7000	C414_671.3 S05 MXN05MA4	158	C414_671.3 P63 BXN63MA4	159
2.0	509	0.9	665.9	6500	C364_665.9 S05 MXN05MA4	154	C364_665.9 P63 BXN63MA4	159
2.2	474	1.3	595.8	7000	C414_595.8 S05 MXN05MA4	158	C414_595.8 P63 BXN63MA4	159
2.3	440	1.0	574.7	6500	C364_574.7 S05 MXN05MA4	154	C364_574.7 P63 BXN63MA4	159
2.4	433	1.4	543.5	7000	C414_543.5 S05 MXN05MA4	158	C414_543.5 P63 BXN63MA4	159
2.6	396	1.1	517.2	6500	C364_517.2 S05 MXN05MA4	154	C364_517.2 P63 BXN63MA4	159
2.7	393	1.5	493.5	7000	C414_493.5 S05 MXN05MA4	158	C414_493.5 P63 BXN63MA4	159
2.9	351	1.3	458.4	6500	C364_458.4 S05 MXN05MA4	154	C364_458.4 P63 BXN63MA4	159
2.9	358	1.7	450.2	7000	C414_450.2 S05 MXN05MA4	158	C414_450.2 P63 BXN63MA4	159
3.1	333	1.8	418.5	7000	C414_418.5 S05 MXN05MA4	158	C414_418.5 P63 BXN63MA4	159
3.2	321	1.4	420.2	6500	C364_420.2 S05 MXN05MA4	154	C364_420.2 P63 BXN63MA4	159
3.4	304	2.0	381.8	7000	C414_381.8 S05 MXN05MA4	158	C414_381.8 P63 BXN63MA4	159
3.6	289	1.6	377.9	6500	C364_377.9 S05 MXN05MA4	154	C364_377.9 P63 BXN63MA4	159
3.9	265	2.3	333.4	7000	C414_333.4 S05 MXN05MA4	158	C414_333.4 P63 BXN63MA4	159
4.0	261	1.7	341.7	6500	C364_341.7 S05 MXN05MA4	154	C364_341.7 P63 BXN63MA4	159
4.2	244	1.8	318.9	6500	C364_318.9 S05 MXN05MA4	154	C364_318.9 P63 BXN63MA4	159
4.3	242	2.5	304.2	7000	C414_304.2 S05 MXN05MA4	158	C414_304.2 P63 BXN63MA4	159
4.6	223	2.0	290.9	6500	C364_290.9 S05 MXN05MA4	154	C364_290.9 P63 BXN63MA4	159
4.9	219	0.9	178.5	5000				
4.9	217	1.2	274.7	5500	C323_274.7 S05 MXN05MA4	150	C323_274.7 P63 BXN63MA4	151
5.0	209	2.9	263.0	7000	C414_263.0 S05 MXN05MA4	158	C414_263.0 P63 BXN63MA4	159
5.3	195	2.3	255.0	6500	C364_255.0 S05 MXN05MA4	154	C364_255.0 P63 BXN63MA4	159
5.5	193	1.3	244.2	5500	C323_244.2 S05 MXN05MA4	150	C323_244.2 P63 BXN63MA4	151
5.8	177	2.5	230.9	6500	C364_230.9 S05 MXN05MA4	154	C364_230.9 P63 BXN63MA4	159
6.0	178	1.0	225.8	5000	C223_225.8 S05 MXN05MA4	146	C223_225.8 P63 BXN63MA4	147
6.3	170	1.8	215.6	5500	C323_215.6 S05 MXN05MA4	150	C323_215.6 P63 BXN63MA4	151
6.5	163	2.8	206.4	6500			C363_206.4 P63 BXN63MA4	155
6.7	159	1.2	200.7	5000	C223_200.7 S05 MXN05MA4	146	C223_200.7 P63 BXN63MA4	147
7.3	147	2.0	186.0	5500	C323_186.0 S05 MXN05MA4	150	C323_186.0 P63 BXN63MA4	151
7.4	145	3.1	183.5	6500			C363_183.5 P63 BXN63MA4	155
7.6	141	1.4	178.5	5000	C223_178.5 S05 MXN05MA4	146	C223_178.5 P63 BXN63MA4	147
8.1	132	2.3	167.4	5500	C323_167.4 S05 MXN05MA4	150	C323_167.4 P63 BXN63MA4	151
8.9	120	1.7	151.7	5000	C223_151.7 S05 MXN05MA4	146	C223_151.7 P63 BXN63MA4	147
9.1	117	2.6	148.4	5500	C323_148.4 S05 MXN05MA4	150	C323_148.4 P63 BXN63MA4	151
9.9	108	1.9	136.5	5000	C223_136.5 S05 MXN05MA4	146	C223_136.5 P63 BXN63MA4	147
9.9	108	2.8	136.0	5500	C323_136.0 S05 MXN05MA4	150	C323_136.0 P63 BXN63MA4	151
11.0	97	3.1	122.4	5500	C323_122.4 S05 MXN05MA4	150	C323_122.4 P63 BXN63MA4	151
11.0	97	2.1	122.2	5000	C223_122.2 S05 MXN05MA4	146	C223_122.2 P63 BXN63MA4	147
12.1	89	2.3	112.0	5000	C223_112.0 S05 MXN05MA4	146	C223_112.0 P63 BXN63MA4	147
13.5	79	2.5	100.2	5000	C223_100.2 S05 MXN05MA4	146	C223_100.2 P63 BXN63MA4	147
15.3	70	2.9	88.5	5000	C223_88.5 S05 MXN05MA4	146	C223_88.5 P63 BXN63MA4	147
16.3	65	3.1	82.6	5000	C223_82.6 S05 MXN05MA4	146	C223_82.6 P63 BXN63MA4	147
20.4	53	1.7	66.2	2000	C122_66.2 S05 MXN05MA4	142	C122_66.2 P63 BXN63MA4	143
21.3	51	2.5	63.3	5000	C222_63.3 S05 MXN05MA4	146	C222_63.3 P63 BXN63MA4	147
24.5	45	2.0	55.2	2000	C122_55.2 S05 MXN05MA4	142	C122_55.2 P63 BXN63MA4	143

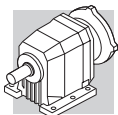


0.12 kW

n ₂ min ⁻¹	M ₂ Nm	S	i	R _{n2} N	 IE3		 IE3	
24.7	44	3.5	54.7	5000	C222_54.7 S05 MXN05MA4	146	C222_54.7 P63 BXN63MA4	147
28.4	38	2.3	47.6	2000	C122_47.6 S05 MXN05MA4	142	C122_47.6 P63 BXN63MA4	143
29.3	37	1.2	44.7	1010				
32	34	2.6	42.3	2000	C122_42.3 S05 MXN05MA4	142	C122_42.3 P63 BXN63MA4	143
33	34	1.3	40.3	990				
36	30	1.5	36.4	980				
36	30	3.0	37.0	2000	C122_37.0 S05 MXN05MA4	142	C122_37.0 P63 BXN63MA4	143
40	27	1.6	32.8	960				
41	26	3.4	32.8	2000	C122_32.8 S05 MXN05MA4	142	C122_32.8 P63 BXN63MA4	143
48	23	2.0	27.1	930				
56	20	2.3	15.6	900				
62	18	2.6	21.0	890				
69	16	2.5	18.9	860				
78	14	3.2	11.2	850				
84	13	3.1	15.6	820				
105	10	3.8	12.5	780				
117	9	4.3	11.2	760				
130	8	5.4	6.7	740				
141	8	3.9	9.3	720				
177	6	4.8	7.4	680				
196	6	5.4	6.7	660				

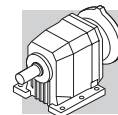
0.18 kW

n ₂ min ⁻¹	M ₂ Nm	S	i	R _{n2} N	 IE1		 IEC			
					IE2	IE1	IE2			
0.66	2367	1.0	1362	25000			C704_1362 P71 BN71A6	171		
0.84	1858	1.2	1069	25000			C704_1069 P71 BN71A6	171		
1.2	1262	1.3	726.3	16000	C614_726.3 S1 M1SC6	166	C614_726.3 P71 BN71A6	167		
1.3	1248	0.8	717.7	10000	C514_717.7 S1 M1SC6	162	C514_717.7 P71 BN71A6	163		
1.5	1049	1.0	884.9	10000			C514_884.9 P63 BN63B4	C514_884.9 P63 BE63B4	163	
1.6	958	1.0	808.0	10000			C514_808.0 P63 BN63B4	C514_808.0 P63 BE63B4	163	
1.6	955	1.0	549.7	10000	C514_549.7 S1 M1SC6	162	C514_549.7 P71 BN71A6		163	
1.8	861	1.9	726.3	16000			C614_726.3 P63 BN63B4	C614_726.3 P63 BE63B4	167	
1.8	851	1.2	717.7	10000			C514_717.7 P63 BN63B4	C514_717.7 P63 BE63B4	163	
1.9	806	1.2	463.9	10000	C514_463.9 S1 M1SC6	162	C514_463.9 P71 BN71A6		163	
1.9	803	2.0	462.0	16000	C614_462.0 S1 M1SC6	166	C614_462.0 P71 BN71A6		167	
2.0	796	0.8	671.3	7000	C414_671.3 S05 M05B4	C414_671.3 S05 ME05B4	158	C414_671.3 P63 BN63B4	C414_671.3 P63 BE63B4	159
2.0	783	0.8	450.2	7000	C414_450.2 S1 M1SC6		158	C414_450.2 P71 BN71A6		159
2.0	777	1.3	655.4	10000			154	C514_655.4 P63 BN63B4	C514_655.4 P63 BE63B4	163
2.2	727	0.8	418.5	7000	C414_418.5 S1 M1SC6		158	C414_418.5 P71 BN71A6		159
2.2	723	1.4	415.7	10000	C514_415.7 S1 M1SC6		162	C514_415.7 P71 BN71A6		163
2.2	706	0.8	595.8	7000	C414_595.8 S05 M05B4	C414_595.8 S05 ME05B4	158	C414_595.8 P63 BN63B4	C414_595.8 P63 BE63B4	159
2.4	660	1.5	379.6	10000	C514_379.6 S1 M1SC6		162	C514_379.6 P71 BN71A6		163
2.4	644	0.9	543.5	7000	C414_543.5 S05 M05B4	C414_543.5 S05 ME05B4	158	C414_543.5 P63 BN63B4	C414_543.5 P63 BE63B4	159
2.6	587	0.8	341.7	6300	C364_341.7 S1 M1SC6		154	C364_341.7 P71 BN71A6		159
2.7	585	1.0	493.5	7000	C414_493.5 S05 M05B4	C414_493.5 S05 ME05B4	158	C414_493.5 P63 BN63B4	C414_493.5 P63 BE63B4	159
2.9	534	1.1	450.2	7000	C414_450.2 S05 M05B4	C414_450.2 S05 ME05B4	158	C414_450.2 P63 BN63B4	C414_450.2 P63 BE63B4	159
2.9	536	0.8	458.4	6500	C364_458.4 S05 M05B4	C364_458.4 S05 ME05B4	154	C364_458.4 P63 BN63B4	C364_458.4 P63 BE63B4	159
3.1	492	0.9	420.2	6500	C364_420.2 S05 M05B4	C364_420.2 S05 ME05B4	154	C364_420.2 P63 BN63B4	C364_420.2 P63 BE63B4	159
3.2	496	1.2	418.5	7000	C414_418.5 S05 M05B4	C414_418.5 S05 ME05B4	158	C414_418.5 P63 BN63B4	C414_418.5 P63 BE63B4	159
3.5	452	1.3	381.8	7000	C414_381.8 S05 M05B4	C414_381.8 S05 ME05B4	158	C414_381.8 P63 BN63B4	C414_381.8 P63 BE63B4	159
3.5	442	1.0	377.9	6500	C364_377.9 S05 M05B4	C364_377.9 S05 ME05B4	154	C364_377.9 P63 BN63B4	C364_377.9 P63 BE63B4	159
3.9	400	1.1	341.7	6500	C364_341.7 S05 M05B4	C364_341.7 S05 ME05B4	154	C364_341.7 P63 BN63B4	C364_341.7 P63 BE63B4	159
4.0	395	1.5	333.4	7000	C414_333.4 S05 M05B4	C414_333.4 S05 ME05B4	158	C414_333.4 P63 BN63B4	C414_333.4 P63 BE63B4	159

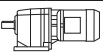





0.18 kW

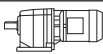



n ₂ min-1	M ₂ Nm	S	i	R _{n2} N						
					IE1	IE2		IE1	IE2	
4.1	373	1.2	318.9	6500	C364_318.9 S05 M05B4	C364_318.9 S05 ME05B4	154	C364_318.9 P63 BN63B4	C364_318.9 P63 BE63B4	159
4.3	371	1.6	209.1	7000	C413_209.1 S1 M1SC6		158	C413_209.1 P71 BN71A6		159
4.3	360	1.7	304.2	7000	C414_304.2 S05 M05B4	C414_304.2 S05 ME05B4	158	C414_304.2 P63 BN63B4	C414_304.2 P63 BE63B4	159
4.5	340	1.3	290.9	6500	C364_290.9 S05 M05B4	C364_290.9 S05 ME05B4	154	C364_290.9 P63 BN63B4	C364_290.9 P63 BE63B4	159
4.7	339	1.8	190.8	7000	C413_190.8 S1 M1SC6		158	C413_190.8 P71 BN71A6		159
4.8	330	0.9	186.0	5500	C323_186.0 S1 M1SC6		150	C323_186.0 P71 BN71A6		151
5.0	312	1.9	263.0	7000	C414_263.0 S05 M05B4	C414_263.0 S05 ME05B4	158	C414_263.0 P63 BN63B4	C414_263.0 P63 BE63B4	159
5.2	298	1.5	255.0	6500	C364_255.0 S05 M05B4	C364_255.0 S05 ME05B4	154	C364_255.0 P63 BN63B4	C364_255.0 P63 BE63B4	159
5.4	297	1.0	167.4	5500	C323_167.4 S1 M1SC6		150	C323_167.4 P71 BN71A6		151
5.4	295	0.9	244.2	5500	C323_244.2 S05 M05B4	C323_244.2 S05 ME05B4	150	C323_244.2 P63 BN63B4	C323_244.2 P63 BE63B4	151
5.7	270	1.7	230.9	6500	C364_230.9 S05 M05B4	C364_230.9 S05 ME05B4	154	C364_230.9 P63 BN63B4	C364_230.9 P63 BE63B4	159
6.1	261	1.2	215.6	5500	C323_215.6 S05 M05B4	C323_215.6 S05 ME05B4	150	C323_215.6 P63 BN63B4	C323_215.6 P63 BE63B4	151
6.4	250	1.8	206.4	6500	C363_206.4 S05 M05B4	C363_206.4 S05 ME05B4	154	C363_206.4 P63 BN63B4	C363_206.4 P63 BE63B4	155
7.1	225	1.3	186.0	5500	C323_186.0 S05 M05B4	C323_186.0 S05 ME05B4	150	C323_186.0 P63 BN63B4	C323_186.0 P63 BE63B4	151
7.2	222	2.0	183.5	6500	C363_183.5 S05 M05B4	C363_183.5 S05 ME05B4	154	C363_183.5 P63 BN63B4	C363_183.5 P63 BE63B4	155
7.4	216	0.9	178.5	5000	C223_178.5 S05 M05B4	C223_178.5 S05 ME05B4	146	C223_178.5 P63 BN63B4	C223_178.5 P63 BE63B4	147
7.9	202	1.5	167.4	5500	C323_167.4 S05 M05B4	C323_167.4 S05 ME05B4	146	C323_167.4 P63 BN63B4	C323_167.4 P63 BE63B4	151
8.1	196	2.3	162.0	6500	C363_162.0 S05 M05B4	C363_162.0 S05 ME05B4	154	C363_162.0 P63 BN63B4	C363_162.0 P63 BE63B4	155
8.7	183	1.1	151.7	5000	C223_151.7 S05 M05B4	C223_151.7 S05 ME05B4	146	C223_151.7 P63 BN63B4	C223_151.7 P63 BE63B4	147
8.9	179	1.7	148.4	5500	C323_148.4 S05 M05B4	C323_148.4 S05 ME05B4	150	C323_148.4 P63 BN63B4	C323_148.4 P63 BE63B4	151
9.4	169	2.7	139.8	6500	C363_139.8 S05 M05B4	C363_139.8 S05 ME05B4	154	C363_139.8 P63 BN63B4	C363_139.8 P63 BE63B4	155
9.7	165	1.2	136.5	5000	C223_136.5 S05 M05B4	C223_136.5 S05 ME05B4	146	C223_136.5 P63 BN63B4	C223_136.5 P63 BE63B4	147
9.7	164	1.8	136.0	5500	C323_136.0 S05 M05B4	C323_136.0 S05 ME05B4	150	C323_136.0 P63 BN63B4	C323_136.0 P63 BE63B4	151
10.5	152	3.0	125.8	6500	C363_125.8 S05 M05B4	C363_125.8 S05 ME05B4	154	C363_125.8 P63 BN63B4	C363_125.8 P63 BE63B4	155
10.8	148	2.0	122.4	5500	C323_122.4 S05 M05B4	C323_122.4 S05 ME05B4	150	C323_122.4 P63 BN63B4	C323_122.4 P63 BE63B4	151
10.8	148	1.4	122.2	5000	C223_122.2 S05 M05B4	C223_122.2 S05 ME05B4	146	C223_122.2 P63 BN63B4	C223_122.2 P63 BE63B4	147
11.8	135	1.5	112.0	5000	C223_112.0 S05 M05B4	C223_112.0 S05 ME05B4	146	C223_112.0 P63 BN63B4	C223_112.0 P63 BE63B4	147
11.8	135	3.3	111.5	6500	C363_111.5 S05 M05B4	C363_111.5 S05 ME05B4	154	C363_111.5 P63 BN63B4	C363_111.5 P63 BE63B4	155
11.9	134	2.2	110.6	5500	C323_110.6 S05 M05B4	C323_110.6 S05 ME05B4	150	C323_110.6 P63 BN63B4	C323_110.6 P63 BE63B4	151
12.8	125	2.4	103.3	5500	C323_103.3 S05 M05B4	C323_103.3 S05 ME05B4	150	C323_103.3 P63 BN63B4	C323_103.3 P63 BE63B4	151
12.9	124	3.6	102.2	6500	C363_102.2 S05 M05B4	C363_102.2 S05 ME05B4	154	C363_102.2 P63 BN63B4	C363_102.2 P63 BE63B4	155
13.2	121	1.7	100.2	5000	C223_100.2 S05 M05B4	C223_100.2 S05 ME05B4	146	C223_100.2 P63 BN63B4	C223_100.2 P63 BE63B4	147
14.0	114	2.6	94.2	5500	C323_94.2 S05 M05B4	C323_94.2 S05 ME05B4	150	C323_94.2 P63 BN63B4	C323_94.2 P63 BE63B4	151
14.9	107	1.9	88.5	5000	C223_88.5 S05 M05B4	C223_88.5 S05 ME05B4	146	C223_88.5 P63 BN63B4	C223_88.5 P63 BE63B4	147
16.0	100	2.0	82.6	5000	C223_82.6 S05 M05B4	C223_82.6 S05 ME05B4	146	C223_82.6 P63 BN63B4	C223_82.6 P63 BE63B4	147
16.0	100	3.0	82.6	5500	C323_82.6 S05 M05B4	C323_82.6 S05 ME05B4	150	C323_82.6 P63 BN63B4	C323_82.6 P63 BE63B4	151
17.6	90	2.2	74.8	5000	C223_74.8 S05 M05B4	C223_74.8 S05 ME05B4	146	C223_74.8 P63 BN63B4	C223_74.8 P63 BE63B4	147
17.7	90	3.2	74.7	5500	C323_74.7 S05 M05B4	C323_74.7 S05 ME05B4	150	C323_74.7 P63 BN63B4	C323_74.7 P63 BE63B4	151
19.8	83	2.6	66.8	5500	C322_66.8 S05 M05B4	C322_66.8 S05 ME05B4	150	C322_66.8 P63 BN63B4	C322_66.8 P63 BE63B4	151
20.0	82	1.1	66.2	2000	C122_66.2 S05 M05B4	C122_66.2 S05 ME05B4	142	C122_66.2 P63 BN63B4	C122_66.2 P63 BE63B4	143
20.2	79	2.5	65.3	5000	C223_65.3 S05 M05B4	C223_65.3 S05 ME05B4	146	C223_65.3 P63 BN63B4	C223_65.3 P63 BE63B4	147
20.9	78	1.7	63.3	5000	C222_63.3 S05 M05B4	C222_63.3 S05 ME05B4	146	C222_63.3 P63 BN63B4	C222_63.3 P63 BE63B4	147
22.0	73	2.6	60.0	5000	C223_60.0 S05 M05B4	C223_60.0 S05 ME05B4	146	C223_60.0 P63 BN63B4	C223_60.0 P63 BE63B4	147
22.2	73	2.9	59.4	5500	C322_59.4 S05 M05B4	C322_59.4 S05 ME05B4	150	C322_59.4 P63 BN63B4	C322_59.4 P63 BE63B4	151
23.9	68	1.3	55.2	2000	C122_55.2 S05 M05B4	C122_55.2 S05 ME05B4	142	C122_55.2 P63 BN63B4	C122_55.2 P63 BE63B4	143
24.1	68	2.3	54.7	5000	C222_54.7 S05 M05B4	C222_54.7 S05 ME05B4	146	C222_54.7 P63 BN63B4	C222_54.7 P63 BE63B4	147
27.1	60	2.6	48.6	5000	C222_48.6 S05 M05B4	C222_48.6 S05 ME05B4	146	C222_48.6 P63 BN63B4	C222_48.6 P63 BE63B4	147
27.7	59	1.5	47.6	2000	C122_47.6 S05 M05B4	C122_47.6 S05 ME05B4	142	C122_47.6 P63 BN63B4	C122_47.6 P63 BE63B4	143
31	53	3.6	43.3	5000	C222_43.3 S05 M05B4	C222_43.3 S05 ME05B4	146	C222_43.3 P63 BN63B4	C222_43.3 P63 BE63B4	147
31	52	1.7	42.3	2000	C122_42.3 S05 M05B4	C122_42.3 S05 ME05B4	142	C122_42.3 P63 BN63B4	C122_42.3 P63 BE63B4	143
33	50	0.9	40.3	850	C052_40.3 S05 M05B4	C052_40.3 S05 ME05B4	141			
36	45	1.0	36.4	850	C052_36.4 S05 M05B4	C052_36.4 S05 ME05B4	141			
36	46	2.0	37.0	2000	C122_37.0 S05 M05B4	C122_37.0 S05 ME05B4	142	C122_37.0 P63 BN63B4	C122_37.0 P63 BE63B4	143
40	40	2.2	32.8	2000	C122_32.8 S05 M05B4	C122_32.8 S05 ME05B4	142	C122_32.8 P63 BN63B4	C122_32.8 P63 BE63B4	143
40	41	1.1	32.8	840	C052_32.8 S05 M05B4	C052_32.8 S05 ME05B4	141			
45	36	2.5	29.5	2000	C122_29.5 S05 M05B4	C122_29.5 S05 ME05B4	142	C122_29.5 P63 BN63B4	C122_29.5 P63 BE63B4	143
49	34	1.3	27.1	820	C052_27.1 S05 M05B4	C052_27.1 S05 ME05B4	141			
52	31	2.8	25.4	2000	C122_25.4 S05 M05B4	C122_25.4 S05 ME05B4	142	C122_25.4 P63 BN63B4	C122_25.4 P63 BE63B4	143
57	29	3.0	23.2	2000	C122_23.2 S05 M05B4	C122_23.2 S05 ME05B4	142	C122_23.2 P63 BN63B4	C122_23.2 P63 BE63B4	143
63	26	1.7	21.0	810	C052_21.0 S05 M05B4	C052_21.0 S05 ME05B4	141			
64	25	3.2	20.6	2000	C122_20.6 S05 M05B4	C122_20.6 S05 ME05B4	142	C122_20.6 P63 BN63B4	C122_20.6 P63 BE63B4	143
70	23	1.7	18.9	790	C052_18.9 S05 M05B4	C052_18.9 S05 ME05B4	141			
72	23	3.4	18.4	2000	C122_18.4 S05 M05B4	C122_18.4 S05 ME05B4	142	C122_18.4 P63 BN63B4	C122_18.4 P63 BE63B4	143
77	21	3.6	17.2	2000	C122_17.2 S05 M05B4	C122_17.2 S05 ME05B4	142	C122_17.2 P63 BN63B4	C122_17.2 P63 BE63B4	143
85	19	2.1	15.6	760	C052_15.6 S05 M05B4	C052_15.6 S05 ME05B4	141			

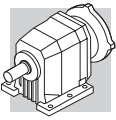


0.18 kW

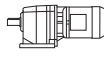

n ₂ min ⁻¹	M ₂ Nm	S	i	R _{n2} N						
					IE1	IE2		IE1	IE2	
106	15	2.6	12.5	740	C052_12.5 S05 M05B4	C052_12.5 S05 ME05B4	141			
118	14	2.9	11.2	720	C052_11.2 S05 M05B4	C052_11.2 S05 ME05B4	141			
142	11	2.6	9.3	690	C052_9.3 S05 M05B4	C052_9.3 S05 ME05B4	141			
178	9	3.3	7.4	650	C052_7.4 S05 M05B4	C052_7.4 S05 ME05B4	141			
197	8	3.6	6.7	640	C052_6.7 S05 M05B4	C052_6.7 S05 ME05B4	141			
229	7	7.4	11.9	1670	C122_11.9 S05 M05A2		142	C122_11.9 P63 BN63A2		143
240	7	4.4	5.5	600	C052_5.5 S05 M05B4	C052_5.5 S05 ME05B4	141			
268	6	8.1	10.1	1600	C122_10.1 S05 M05A2		142	C122_10.1 P63 BN63A2		143
310	5	8.9	8.8	1530	C122_8.8 S05 M05A2		142	C122_8.8 P63 BN63A2		143
354	5	9.8	7.6	1470	C122_7.6 S05 M05A2		142	C122_7.6 P63 BN63A2		143
440	4	11.3	6.2	1390	C122_6.2 S05 M05A2		142	C122_6.2 P63 BN63A2		143
488	3	11.9	5.6	1300	C122_5.6 S05 M05A2		142	C122_5.6 P63 BN63A2		143
577	3	13.4	4.9	1250	C122_4.9 S05 M05A2		142	C122_4.9 P63 BN63A2		143
635	3	14.0	4.3	1190	C122_4.3 S05 M05A2		142	C122_4.3 P63 BN63A2		143
770	2	16.0	3.7	1140	C122_3.7 S05 M05A2		142	C122_3.7 P63 BN63A2		143
853	2	16.7	3.2	1090	C122_3.2 S05 M05A2		142	C122_3.2 P63 BN63A2		143
1015	2	18.7	2.8	1040	C122_2.8 S05 M05A2		142	C122_2.8 P63 BN63A2		143

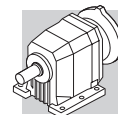
0.18 kW

n ₂ min ⁻¹	M ₂ Nm	S	i	R _{n2} N						
					IE3	IE3		IE3	IE3	
0.66	2367	1.0	1362	25000						
0.84	1858	1.2	1069	25000						
1.2	1262	1.3	726.3	16000						
1.3	1248	0.8	717.7	10000						
1.5	1049	1.0	884.9	10000				C514_884.9 P63 BXN63MB4		163
1.6	958	1.0	808.0	10000				C514_808.0 P63 BXN63MB4		163
1.6	955	1.0	549.7	10000						
1.8	861	1.9	726.3	16000				C614_726.3 P63 BXN63MB4		167
1.8	851	1.2	717.7	10000				C514_717.7 P63 BXN63MB4		163
1.9	806	1.2	463.9	10000						
1.9	803	2.0	462.0	16000						
2.0	796	0.8	671.3	7000	C414_671.3 S05 MXN05MB4		158	C414_671.3 P63 BXN63MB4		159
2.0	783	0.8	450.2	7000						
2.0	777	1.3	655.4	10000				C514_655.4 P63 BXN63MB4		163
2.2	727	0.8	418.5	7000						
2.2	723	1.4	415.7	10000						
2.2	706	0.8	595.8	7000	C414_595.8 S05 MXN05MB4		158	C414_595.8 P63 BXN63MB4		159
2.4	660	1.5	379.6	10000						
2.4	644	0.9	543.5	7000	C414_543.5 S05 MXN05MB4		158	C414_543.5 P63 BXN63MB4		159
2.6	587	0.8	341.7	6300						
2.7	585	1.0	493.5	7000	C414_493.5 S05 MXN05MB4		158	C414_493.5 P63 BXN63MB4		159
2.9	534	1.1	450.2	7000	C414_450.2 S05 MXN05MB4		158	C414_450.2 P63 BXN63MB4		159
2.9	536	0.8	458.4	6500	C364_458.4 S05 MXN05MB4		154	C364_458.4 P63 BXN63MB4		159
3.1	492	0.9	420.2	6500	C364_420.2 S05 MXN05MB4		154	C364_420.2 P63 BXN63MB4		159
3.2	496	1.2	418.5	7000	C414_418.5 S05 MXN05MB4		158	C414_418.5 P63 BXN63MB4		159
3.5	452	1.3	381.8	7000	C414_381.8 S05 MXN05MB4		158	C414_381.8 P63 BXN63MB4		159
3.5	442	1.0	377.9	6500	C364_377.9 S05 MXN05MB4		154	C364_377.9 P63 BXN63MB4		159
3.9	400	1.1	341.7	6500	C364_341.7 S05 MXN05MB4		154	C364_341.7 P63 BXN63MB4		159
4.0	395	1.5	333.4	7000	C414_333.4 S05 MXN05MB4		158	C414_333.4 P63 BXN63MB4		159
4.1	373	1.2	318.9	6500	C364_318.9 S05 MXN05MB4		154	C364_318.9 P63 BXN63MB4		159
4.3	371	1.6	209.1	7000						
4.3	360	1.7	304.2	7000	C414_304.2 S05 MXN05MB4		158	C414_304.2 P63 BXN63MB4		159
4.5	340	1.3	290.9	6500	C364_290.9 S05 MXN05MB4		154	C364_290.9 P63 BXN63MB4		159
4.7	339	1.8	190.8	7000						
4.8	330	0.9	186.0	5500						
5.0	312	1.9	263.0	7000	C414_263.0 S05 MXN05MB4		158	C414_263.0 P63 BXN63MB4		159
5.2	298	1.5	255.0	6500	C364_255.0 S05 MXN05MB4		154	C364_255.0 P63 BXN63MB4		159
5.4	297	1.0	167.4	5500						
5.4	295	0.9	244.2	5500	C323_244.2 S05 MXN05MB4		150	C323_244.2 P63 BXN63MB4		151
5.7	270	1.7	230.9	6500	C364_230.9 S05 MXN05MB4		154	C364_230.9 P63 BXN63MB4		159



0.18 kW

n ₂ min ⁻¹	M ₂ Nm	S	i	R _{n2} N	IE3		IEC	
								
6.1	261	1.2	215.6	5500	C323_215.6 S05 MXN05MB4	150	C323_215.6 P63 BXN63MB4	151
6.4	250	1.8	206.4	6500			C363_206.4 P63 BXN63MB4	155
7.1	225	1.3	186.0	5500	C323_186.0 S05 MXN05MB4	150	C323_186.0 P63 BXN63MB4	151
7.2	222	2.0	183.5	6500			C363_183.5 P63 BXN63MB4	155
7.4	216	0.9	178.5	5000	C223_178.5 S05 MXN05MB4	146	C223_178.5 P63 BXN63MB4	147
7.9	202	1.5	167.4	5500	C323_167.4 S05 MXN05MB4	150	C323_167.4 P63 BXN63MB4	151
8.1	196	2.3	162.0	6500			C363_162.0 P63 BXN63MB4	155
8.7	183	1.1	151.7	5000	C223_151.7 S05 MXN05MB4	146	C223_151.7 P63 BXN63MB4	147
8.9	179	1.7	148.4	5500	C323_148.4 S05 MXN05MB4	150	C323_148.4 P63 BXN63MB4	151
9.4	169	2.7	139.8	6500			C363_139.8 P63 BXN63MB4	155
9.7	165	1.2	136.5	5000	C223_136.5 S05 MXN05MB4	146	C223_136.5 P63 BXN63MB4	147
9.7	164	1.8	136.0	5500	C323_136.0 S05 MXN05MB4	150	C323_136.0 P63 BXN63MB4	151
10.5	152	3.0	125.8	6500			C363_125.8 P63 BXN63MB4	155
10.8	148	2.0	122.4	5500	C323_122.4 S05 MXN05MB4	150	C323_122.4 P63 BXN63MB4	151
10.8	148	1.4	122.2	5000	C223_122.2 S05 MXN05MB4	146	C223_122.2 P63 BXN63MB4	147
11.8	135	1.5	112.0	5000	C223_112.0 S05 MXN05MB4	146	C223_112.0 P63 BXN63MB4	147
11.8	135	3.3	111.5	6500			C363_111.5 P63 BXN63MB4	155
11.9	134	2.2	110.6	5500	C323_110.6 S05 MXN05MB4	150	C323_110.6 P63 BXN63MB4	151
12.8	125	2.4	103.3	5500	C323_103.3 S05 MXN05MB4	150	C323_103.3 P63 BXN63MB4	151
12.9	124	3.6	102.2	6500			C363_102.2 P63 BXN63MB4	155
13.2	121	1.7	100.2	5000	C223_100.2 S05 MXN05MB4	146	C223_100.2 P63 BXN63MB4	147
14.0	114	2.6	94.2	5500	C323_94.2 S05 MXN05MB4	150	C323_94.2 P63 BXN63MB4	151
14.9	107	1.9	88.5	5000	C223_88.5 S05 MXN05MB4	146	C223_88.5 P63 BXN63MB4	147
16.0	100	2.0	82.6	5000	C223_82.6 S05 MXN05MB4	146	C223_82.6 P63 BXN63MB4	147
16.0	100	3.0	82.6	5500	C323_82.6 S05 MXN05MB4	150	C323_82.6 P63 BXN63MB4	151
17.6	90	2.2	74.8	5000	C223_74.8 S05 MXN05MB4	146	C223_74.8 P63 BXN63MB4	147
17.7	90	3.2	74.7	5500	C323_74.7 S05 MXN05MB4	150	C323_74.7 P63 BXN63MB4	151
19.8	83	2.6	66.8	5500	C322_66.8 S05 MXN05MB4	150	C322_66.8 P63 BXN63MB4	151
20.0	82	1.1	66.2	2000	C122_66.2 S05 MXN05MB4	142	C122_66.2 P63 BXN63MB4	143
20.2	79	2.5	65.3	5000	C223_65.3 S05 MXN05MB4	146	C223_65.3 P63 BXN63MB4	147
20.9	78	1.7	63.3	5000	C222_63.3 S05 MXN05MB4	146	C222_63.3 P63 BXN63MB4	147
22.0	73	2.6	60.0	5000	C223_60.0 S05 MXN05MB4	146	C223_60.0 P63 BXN63MB4	147
22.2	73	2.9	59.4	5500			C322_59.4 P63 BXN63MB4	151
23.9	68	1.3	55.2	2000	C122_55.2 S05 MXN05MB4	142	C122_55.2 P63 BXN63MB4	143
24.1	68	2.3	54.7	5000	C222_54.7 S05 MXN05MB4	146	C222_54.7 P63 BXN63MB4	147
27.1	60	2.6	48.6	5000	C222_48.6 S05 MXN05MB4	146	C222_48.6 P63 BXN63MB4	147
27.7	59	1.5	47.6	2000	C122_47.6 S05 MXN05MB4	142	C122_47.6 P63 BXN63MB4	143
31	53	3.6	43.3	5000	C222_43.3 S05 MXN05MB4	146	C222_43.3 P63 BXN63MB4	147
31	52	1.7	42.3	2000	C122_42.3 S05 MXN05MB4	142	C122_42.3 P63 BXN63MB4	143
33	50	0.9	40.3	850				
36	45	1.0	36.4	850				
36	46	2.0	37.0	2000	C122_37.0 S05 MXN05MB4	142	C122_37.0 P63 BXN63MB4	143
40	40	2.2	32.8	2000	C122_32.8 S05 MXN05MB4	142	C122_32.8 P63 BXN63MB4	143
40	41	1.1	32.8	840				
45	36	2.5	29.5	2000	C122_29.5 S05 MXN05MB4	142	C122_29.5 P63 BXN63MB4	143
49	34	1.3	27.1	820				
52	31	2.8	25.4	2000	C122_25.4 S05 MXN05MB4	142	C122_25.4 P63 BXN63MB4	143
57	29	3.0	23.2	2000	C122_23.2 S05 MXN05MB4	142	C122_23.2 P63 BXN63MB4	143
63	26	1.7	21.0	810				
64	25	3.2	20.6	2000	C122_20.6 S05 MXN05MB4	142	C122_20.6 P63 BXN63MB4	143
70	23	1.7	18.9	790				
72	23	3.4	18.4	2000	C122_18.4 S05 MXN05MB4	142	C122_18.4 P63 BXN63MB4	143
77	21	3.6	17.2	2000	C122_17.2 S05 MXN05MB4	142	C122_17.2 P63 BXN63MB4	143
85	19	2.1	15.6	760				
106	15	2.6	12.5	740				
118	14	2.9	11.2	720				
142	11	2.6	9.3	690				
178	9	3.3	7.4	650				
197	8	3.6	6.7	640				
229	7	7.4	11.9	1670				
240	7	4.4	5.5	600				
268	6	8.1	10.1	1600				
310	5	8.9	8.8	1530				
354	5	9.8	7.6	1470				
440	4	11.3	6.2	1390				

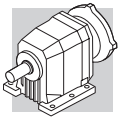


0.18 kW

n ₂ min ⁻¹	M ₂ Nm	S	i	R _{n2} N	 IE3		 IE3	
488	3	11.9	5.6	1300				
577	3	13.4	4.9	1250				
635	3	14.0	4.3	1190				
770	2	16.0	3.7	1140				
853	2	16.7	3.2	1090				
1015	2	18.7	2.8	1040				

0.25 kW

n ₂ min ⁻¹	M ₂ Nm	S	i	R _{n2} N	 IE1	 IE2		 IE1	 IE2	
0.61	3575	1.1	1481	35000						174
0.77	2820	1.4	1168	35000						174
1.2	1753	0.9	726.3	16000	C614_726.3 S1 M1SD6		166			167
1.6	1330	0.8	808.0	10000					C514_808.0 P63 BN63C4	163
1.6	1327	0.8	549.7	10000	C514_549.7 S1 M1SD6		162		C514_549.7 P71 BN71B6	163
1.9	1134	0.9	717.7	10000					C514_717.7 P71 BN71A4	163
1.9	1120	0.9	463.9	10000	C514_463.9 S1 M1SD6		162		C514_463.9 P71 BN71B6	163
2.0	1101	1.5	668.8	16000					C614_668.8 P63 BN63C4	167
2.4	894	1.8	370.1	16000	C614_370.1 S1 M1SD6		166		C614_370.1 P71 BN71B6	167
2.5	869	1.2	549.7	10000					C514_549.7 P71 BN71A4	163
2.9	741	0.8	450.2	7000	C414_450.2 S05 M05C4	C414_450.2 S1 ME1SA	158	C414_450.2 P71 BN71A4	C414_450.2 P71 BE71A4	159
3.2	689	0.9	418.5	7000	C414_418.5 S05 M05C4	C414_418.5 S1 ME1SA	158	C414_418.5 P71 BN71A4	C414_418.5 P71 BE71A4	159
3.2	684	1.5	415.7	10000				C514_415.7 P71 BN71A4	C514_415.7 P71 BE71A4	163
3.5	628	1.0	381.8	7000	C414_381.8 S05 M05C4	C414_381.8 S1 ME1SA	158	C414_381.8 P71 BN71A4	C414_381.8 P71 BE71A4	159
3.5	625	1.6	379.6	10000				C514_379.6 P71 BN71A4	C514_379.6 P71 BE71A4	163
3.8	567	0.8	344.3	6500	C364_344.3 S05 M05C4	C364_344.3 S1 ME1SA	154	C364_344.3 P71 BN71A4	C364_344.3 P71 BE71A4	159
4.0	549	1.1	333.4	7000	C414_333.4 S05 M05C4	C414_333.4 S1 ME1SA	158	C414_333.4 P71 BN71A4	C414_333.4 P71 BE71A4	159
4.0	537	1.9	326.1	10000				C514_326.1 P71 BN71A4	C514_326.1 P71 BE71A4	163
4.2	511	0.9	318.9	6500	C364_318.9 S05 M05C4	C364_318.9 S1 ME1SA	154	C364_318.9 P71 BN71A4	C364_318.9 P71 BE71A4	159
4.3	501	1.2	304.2	7000	C414_304.2 S05 M05C4	C414_304.2 S1 ME1SA	158	C414_304.2 P71 BN71A4	C414_304.2 P71 BE71A4	159
4.4	490	2.0	297.8	10000				C514_297.8 P71 BN71A4	C514_297.8 P71 BE71A4	163
4.6	466	1.0	290.9	6500	C364_290.9 S05 M05C4	C364_290.9 S1 ME1SA	154	C364_290.9 P71 BN71A4	C364_290.9 P71 BE71A4	159
5.0	434	2.3	263.8	10000				C514_263.8 P71 BN71A4	C514_263.8 P71 BE71A4	163
5.0	433	1.4	263.0	7000	C414_263.0 S05 M05C4	C414_263.0 S1 ME1SA	158	C414_263.0 P71 BN71A4	C414_263.0 P71 BE71A4	159
5.3	409	1.1	255.0	6500	C364_255.0 S05 M05C4	C364_255.0 S1 ME1SA	154	C364_255.0 P71 BN71A4	C364_255.0 P71 BE71A4	159
5.5	395	1.5	239.9	7000	C414_239.9 S05 M05C4	C414_239.9 S1 ME1SA	158	C414_239.9 P71 BN71A4	C414_239.9 P71 BE71A4	159
5.8	370	1.2	230.9	6500	C364_230.9 S05 M05C4	C364_230.9 S1 ME1SA	154	C364_230.9 P71 BN71A4	C364_230.9 P71 BE71A4	159
6.3	350	2.9	216.7	10000				C513_216.7 P71 BN71A4	C513_216.7 P71 BE71A4	163
6.5	342	1.3	206.4	6500	C363_206.4 S05 M05C4	C363_206.4 S1 ME1SA	154	C363_206.4 P71 BN71A4	C363_206.4 P71 BE71A4	155
7.2	308	1.9	190.8	7000				C413_190.8 P71 BN71A4	C413_190.8 P71 BE71A4	159
7.2	308	1.0	186.0	5500	C323_186.0 S05 M05C4	C323_186.0 S1 ME1SA	150	C323_186.0 P71 BN71A4	C323_186.0 P71 BE71A4	151
7.3	304	1.5	183.5	6500	C363_183.5 S05 M05C4	C363_183.5 S1 ME1SA	154	C363_183.5 P71 BN71A4	C363_183.5 P71 BE71A4	155
8.0	277	1.1	167.4	5500	C323_167.4 S05 M05C4	C323_167.4 S1 ME1SA	150	C323_167.4 P71 BN71A4	C323_167.4 P71 BE71A4	151
8.3	268	1.7	162.0	6500	C363_162.0 S05 M05C4	C363_162.0 S1 ME1SA	154	C363_162.0 P71 BN71A4	C363_162.0 P71 BE71A4	155
8.4	265	2.3	164.1	7000				C413_164.1 P71 BN71A4	C413_164.1 P71 BE71A4	159
9.0	246	1.2	148.4	5500	C323_148.4 S05 M05C4	C323_148.4 S1 ME1SA	150	C323_148.4 P71 BN71A4	C323_148.4 P71 BE71A4	151
9.6	231	1.9	139.8	6500	C363_139.8 S05 M05C4	C363_139.8 S1 ME1SA	154	C363_139.8 P71 BN71A4	C363_139.8 P71 BE71A4	155
9.8	226	0.9	136.5	5000	C223_136.5 S05 M05C4	C223_136.5 S1 ME1SA	146	C223_136.5 P71 BN71A4	C223_136.5 P71 BE71A4	147
9.9	225	1.3	136.0	5500	C323_136.0 S05 M05C4	C323_136.0 S1 ME1SA	150	C323_136.0 P71 BN71A4	C323_136.0 P71 BE71A4	151
10.3	215	2.8	132.9	7000				C413_132.9 P71 BN71A4	C413_132.9 P71 BE71A4	159
10.7	208	2.2	125.8	6500	C363_125.8 S05 M05C4	C363_125.8 S1 ME1SA	154	C363_125.8 P71 BN71A4	C363_125.8 P71 BE71A4	155
11.0	203	1.5	122.4	5500	C323_122.4 S05 M05C4	C323_122.4 S1 ME1SA	150	C323_122.4 P71 BN71A4	C323_122.4 P71 BE71A4	151
11.0	202	1.0	122.2	5000	C223_122.2 S05 M05C4	C223_122.2 S1 ME1SA	146	C223_122.2 P71 BN71A4	C223_122.2 P71 BE71A4	147
12.0	185	1.1	112.0	5000	C223_112.0 S05 M05C4	C223_112.0 S1 ME1SA	146	C223_112.0 P71 BN71A4	C223_112.0 P71 BE71A4	147
12.0	185	2.4	111.5	6500	C363_111.5 S05 M05C4	C363_111.5 S1 ME1SA	154	C363_111.5 P71 BN71A4	C363_111.5 P71 BE71A4	155
12.1	183	1.6	110.6	5500	C323_110.6 S05 M05C4	C323_110.6 S1 ME1SA	150	C323_110.6 P71 BN71A4	C323_110.6 P71 BE71A4	151
13.0	171	1.8	103.3	5500	C323_103.3 S05 M05C4	C323_103.3 S1 ME1SA	150	C323_103.3 P71 BN71A4	C323_103.3 P71 BE71A4	151
13.1	169	2.7	102.2	6500	C363_102.2 S05 M05C4	C363_102.2 S1 ME1SA	154	C363_102.2 P71 BN71A4	C363_102.2 P71 BE71A4	155
13.4	166	1.2	100.2	5000	C223_100.2 S05 M05C4	C223_100.2 S1 ME1SA	146	C223_100.2 P71 BN71A4	C223_100.2 P71 BE71A4	147
14.2	156	1.9	94.2	5500	C323_94.2 S05 M05C4	C323_94.2 S1 ME1SA	150	C323_94.2 P71 BN71A4	C323_94.2 P71 BE71A4	151
14.6	152	3.0	91.9	6500	C363_91.9 S05 M05C4	C363_91.9 S1 ME1SA	154	C363_91.9 P71 BN71A4	C363_91.9 P71 BE71A4	155

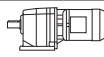





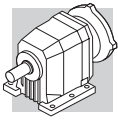
0.25 kW

n ₂ min-1	M ₂ Nm	S	i	R _{n2} N						
					IE1	IE2		IE1	IE2	
15.1	147	1.4	88.5	5000	C223_88.5 S05 M05C4	C223_88.5 S1 ME1SA	146	C223_88.5 P71 BN71A4	C223_88.5 P71 BE71A4	147
16.2	137	1.5	82.6	5000	C223_82.6 S05 M05C4	C223_82.6 S1 ME1SA	146	C223_82.6 P71 BN71A4	C223_82.6 P71 BE71A4	147
16.2	137	2.2	82.6	5500	C323_82.6 S05 M05C4	C323_82.6 S1 ME1SA	150	C323_82.6 P71 BN71A4	C323_82.6 P71 BE71A4	151
17.9	124	1.6	74.8	5000	C223_74.8 S05 M05C4	C223_74.8 S1 ME1SA	146	C223_74.8 P71 BN71A4	C223_74.8 P71 BE71A4	147
17.9	124	2.3	74.7	5500	C323_74.7 S05 M05C4	C323_74.7 S1 ME1SA	150	C323_74.7 P71 BN71A4	C323_74.7 P71 BE71A4	151
20.1	113	1.9	66.8	5500	C322_66.8 S05 M05C4	C322_66.8 S1 ME1SA	150	C322_66.8 P71 BN71A4	C322_66.8 P71 BE71A4	151
20.3	112	0.8	66.2	2000	C122_66.2 S05 M05C4	C122_66.2 S1 ME1SA	142	C122_66.2 P71 BN71A4	C122_66.2 P71 BE71A4	143
20.5	108	1.8	65.3	5000	C223_65.3 S05 M05C4	C223_65.3 S1 ME1SA	146	C223_65.3 P71 BN71A4	C223_65.3 P71 BE71A4	147
21.2	107	1.2	63.3	5000	C222_63.3 S05 M05C4	C222_63.3 S1 ME1SA	146	C222_63.3 P71 BN71A4	C222_63.3 P71 BE71A4	147
22.3	99	1.9	60.0	5000	C223_60.0 S05 M05C4	C223_60.0 S1 ME1SA	146	C223_60.0 P71 BN71A4	C223_60.0 P71 BE71A4	147
22.6	100	2.1	59.4	5500	C322_59.4 S05 M05C4	C322_59.4 S1 ME1SA	150	C322_59.4 P71 BN71A4	C322_59.4 P71 BE71A4	151
24.3	93	1.0	55.2	2000	C122_55.2 S05 M05C4	C122_55.2 S1 ME1SA	142	C122_55.2 P71 BN71A4	C122_55.2 P71 BE71A4	143
24.5	93	1.7	54.7	5000	C222_54.7 S05 M05C4	C222_54.7 S1 ME1SA	146	C222_54.7 P71 BN71A4	C222_54.7 P71 BE71A4	147
25.6	89	3.4	52.4	5500	C322_52.4 S05 M05C4	C322_52.4 S1 ME1SA	150	C322_52.4 P71 BN71A4	C322_52.4 P71 BE71A4	151
27.5	82	1.9	48.6	5000	C222_48.6 S05 M05C4	C222_48.6 S1 ME1SA	146	C222_48.6 P71 BN71A4	C222_48.6 P71 BE71A4	147
28.1	80	1.1	47.6	2000	C122_47.6 S05 M05C4	C122_47.6 S1 ME1SA	142	C122_47.6 P71 BN71A4	C122_47.6 P71 BE71A4	143
31	73	2.6	43.3	4750	C222_43.3 S05 M05C4	C222_43.3 S1 ME1SA	146	C222_43.3 P71 BN71A4	C222_43.3 P71 BE71A4	147
32	72	1.3	42.3	2000	C122_42.3 S05 M05C4	C122_42.3 S1 ME1SA	142	C122_42.3 P71 BN71A4	C122_42.3 P71 BE71A4	143
36	63	1.4	37.0	2000	C122_37.0 S05 M05C4	C122_37.0 S1 ME1SA	142	C122_37.0 P71 BN71A4	C122_37.0 P71 BE71A4	143
36	62	3.2	36.8	4540	C222_36.8 S05 M05C4	C222_36.8 S1 ME1SA	146	C222_36.8 P71 BN71A4	C222_36.8 P71 BE71A4	147
40	56	3.6	33.1	4500	C222_33.1 S05 M05C4	C222_33.1 S1 ME1SA	146	C222_33.1 P71 BN71A4	C222_33.1 P71 BE71A4	147
41	55	1.6	32.8	2000	C122_32.8 S05 M05C4	C122_32.8 S1 ME1SA	142	C122_32.8 P71 BN71A4	C122_32.8 P71 BE71A4	143
45	50	1.8	29.5	2000	C122_29.5 S05 M05C4	C122_29.5 S1 ME1SA	142	C122_29.5 P71 BN71A4	C122_29.5 P71 BE71A4	143
49	47	1.0	27.1	700	C052_27.1 S05 M05C4	C052_27.1 S1 ME1SA	141			
53	43	2.1	25.4	2000	C122_25.4 S05 M05C4	C122_25.4 S1 ME1SA	142	C122_25.4 P71 BN71A4	C122_25.4 P71 BE71A4	143
58	39	2.2	23.2	2000	C122_23.2 S05 M05C4	C122_23.2 S1 ME1SA	142	C122_23.2 P71 BN71A4	C122_23.2 P71 BE71A4	143
63	36	1.2	21.0	720	C052_21.0 S05 M05C4	C052_21.0 S1 ME1SA	141			
65	35	2.4	20.6	2000	C122_20.6 S05 M05C4	C122_20.6 S1 ME1SA	142	C122_20.6 P71 BN71A4	C122_20.6 P71 BE71A4	143
70	33	1.2	18.9	710	C052_18.9 S05 M05C4	C052_18.9 S1 ME1SA	141			
73	31	2.5	18.4	2000	C122_18.4 S05 M05C4	C122_18.4 S1 ME1SA	142	C122_18.4 P71 BN71A4	C122_18.4 P71 BE71A4	143
78	29	2.6	17.2	2000	C122_17.2 S05 M05C4	C122_17.2 S1 ME1SA	142	C122_17.2 P71 BN71A4	C122_17.2 P71 BE71A4	143
85	27	1.5	15.6	700	C052_15.6 S05 M05C4	C052_15.6 S1 ME1SA	141			
87	26	2.8	15.4	2000	C122_15.4 S05 M05C4	C122_15.4 S1 ME1SA	142	C122_15.4 P71 BN71A4	C122_15.4 P71 BE71A4	143
100	23	3.1	13.4	2000	C122_13.4 S05 M05C4	C122_13.4 S1 ME1SA	142	C122_13.4 P71 BN71A4	C122_13.4 P71 BE71A4	143
106	22	1.9	12.5	690	C052_12.5 S05 M05C4	C052_12.5 S1 ME1SA	141			
113	20	3.3	11.9	2000	C122_11.9 S05 M05C4	C122_11.9 S1 ME1SA	142	C122_11.9 P71 BN71A4	C122_11.9 P71 BE71A4	143
118	19	2.1	11.2	670	C052_11.2 S05 M05C4	C052_11.2 S1 ME1SA	141			
133	17	3.7	10.1	1980	C122_10.1 S05 M05C4	C122_10.1 S1 ME1SA	142	C122_10.1 P71 BN71A4	C122_10.1 P71 BE71A4	143
142	16	1.9	9.3	650	C052_9.3 S05 M05C4	C052_9.3 S1 ME1SA	141			
157	14	4.2	17.2	1870	C122_17.2 S05 M05B2		142	C122_17.2 P63 BN63B2		143
178	13	2.4	7.4	620	C052_7.4 S05 M05C4	C052_7.4 S1 ME1SA	141			
197	12	2.6	6.7	610	C052_6.7 S05 M05C4	C052_6.7 S1 ME1SA	141			
204	11	5.0	13.4	1710	C122_13.4 S05 M05B2		142	C122_13.4 P63 BN63B2		143
230	10	5.4	11.9	1660	C122_11.9 S05 M05B2		142	C122_11.9 P63 BN63B2		143
240	9	3.2	5.5	580	C052_5.5 S05 M05C4	C052_5.5 S1 ME1SA	141			
268	8	5.8	10.1	1590	C122_10.1 S05 M05B2		142	C122_10.1 P63 BN63B2		143
311	7	6.5	8.8	1510	C122_8.8 S05 M05B2		142	C122_8.8 P63 BN63B2		143
354	6	7.0	7.6	1460	C122_7.6 S05 M05B2		142	C122_7.6 P63 BN63B2		143
442	5	8.2	6.2	1350	C122_6.2 S05 M05B2		142	C122_6.2 P63 BN63B2		143
489	5	8.6	5.6	1290	C122_5.6 S05 M05B2		142	C122_5.6 P63 BN63B2		143
577	4	9.7	4.9	1240	C122_4.9 S05 M05B2		142	C122_4.9 P63 BN63B2		143
637	4	10.1	4.3	1180	C122_4.3 S05 M05B2		142	C122_4.3 P63 BN63B2		143
770	3	11.5	3.7	1130	C122_3.7 S05 M05B2		142	C122_3.7 P63 BN63B2		143
856	3	12.1	3.2	1080	C122_3.2 S05 M05B2		142	C122_3.2 P63 BN63B2		143
979	2	13.0	2.8	1030	C122_2.8 S05 M05B2		142	C122_2.8 P63 BN63B2		143

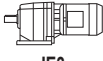



0.25 kW

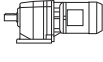

n ₂ min ⁻¹	M ₂ Nm	S	i	R _{n2} N	IE3		IE3	
								
0.61	3575	1.1	1481	35000				
0.77	2820	1.4	1168	35000				
1.2	1753	0.9	726.3	16000				
1.6	1330	0.8	808.0	10000				
1.6	1327	0.8	549.7	10000				
1.9	1134	0.9	717.7	10000			C514_717.7 P71 BXN71MA4	163
1.9	1120	0.9	463.9	10000				
2.0	1101	1.5	668.8	16000				
2.4	894	1.8	370.1	16000				
2.5	869	1.2	549.7	10000			C514_549.7 P71 BXN71MA4	163
2.9	741	0.8	450.2	7000	C414_450.2 S10 MXN10MA4	158	C414_450.2 P71 BXN71MA4	159
3.2	689	0.9	418.5	7000	C414_418.5 S10 MXN10MA4	158	C414_418.5 P71 BXN71MA4	159
3.2	684	1.5	415.7	10000			C514_415.7 P71 BXN71MA4	163
3.5	628	1.0	381.8	7000	C414_381.8 S10 MXN10MA4	158	C414_381.8 P71 BXN71MA4	159
3.5	625	1.6	379.6	10000			C514_379.6 P71 BXN71MA4	163
3.8	567	0.8	344.3	6500	C364_344.3 S10 MXN10MA4	154	C364_344.3 P71 BXN71MA4	159
4.0	549	1.1	333.4	7000	C414_333.4 S10 MXN10MA4	158	C414_333.4 P71 BXN71MA4	159
4.0	537	1.9	326.1	10000			C514_326.1 P71 BXN71MA4	163
4.2	511	0.9	318.9	6500	C364_318.9 S10 MXN10MA4	154	C364_318.9 P71 BXN71MA4	159
4.3	501	1.2	304.2	7000	C414_304.2 S10 MXN10MA4	158	C414_304.2 P71 BXN71MA4	159
4.4	490	2.0	297.8	10000			C514_297.8 P71 BXN71MA4	163
4.6	466	1.0	290.9	6500	C364_290.9 S10 MXN10MA4	154	C364_290.9 P71 BXN71MA4	159
5.0	434	2.3	263.8	10000			C514_263.8 P71 BXN71MA4	163
5.0	433	1.4	263.0	7000	C414_263.0 S10 MXN10MA4	158	C414_263.0 P71 BXN71MA4	159
5.3	409	1.1	255.0	6500	C364_255.0 S10 MXN10MA4	154	C364_255.0 P71 BXN71MA4	159
5.5	395	1.5	239.9	7000	C414_239.9 S10 MXN10MA4	158	C414_239.9 P71 BXN71MA4	159
5.8	370	1.2	230.9	6500	C364_230.9 S10 MXN10MA4	154	C364_230.9 P71 BXN71MA4	159
6.3	350	2.9	216.7	10000			C513_216.7 P71 BXN71MA4	163
6.5	342	1.3	206.4	6500	C363_206.4 S10 MXN10MA4	154	C363_206.4 P71 BXN71MA4	155
7.2	308	1.9	190.8	7000			C413_190.8 P71 BXN71MA4	159
7.2	308	1.0	186.0	5500	C323_186.0 S10 MXN10MA4	150	C323_186.0 P71 BXN71MA4	151
7.3	304	1.5	183.5	6500	C363_183.5 S10 MXN10MA4	154	C363_183.5 P71 BXN71MA4	155
8.0	277	1.1	167.4	5500	C323_167.4 S10 MXN10MA4	150	C323_167.4 P71 BXN71MA4	151
8.3	268	1.7	162.0	6500	C363_162.0 S10 MXN10MA4	154	C363_162.0 P71 BXN71MA4	155
8.4	265	2.3	164.1	7000			C413_164.1 P71 BXN71MA4	159
9.0	246	1.2	148.4	5500	C323_148.4 S10 MXN10MA4	150	C323_148.4 P71 BXN71MA4	151
9.6	231	1.9	139.8	6500	C363_139.8 S10 MXN10MA4	154	C363_139.8 P71 BXN71MA4	155
9.8	226	0.9	136.5	5000	C223_136.5 S10 MXN10MA4	146	C223_136.5 P71 BXN71MA4	147
9.9	225	1.3	136.0	5500	C323_136.0 S10 MXN10MA4	150	C323_136.0 P71 BXN71MA4	151
10.3	215	2.8	132.9	7000			C413_132.9 P71 BXN71MA4	159
10.7	208	2.2	125.8	6500	C363_125.8 S10 MXN10MA4	154	C363_125.8 P71 BXN71MA4	155
11.0	203	1.5	122.4	5500	C323_122.4 S10 MXN10MA4	150	C323_122.4 P71 BXN71MA4	151
11.0	202	1.0	122.2	5000	C223_122.2 S10 MXN10MA4	146	C223_122.2 P71 BXN71MA4	147
12.0	185	1.1	112.0	5000	C223_112.0 S10 MXN10MA4	146	C223_112.0 P71 BXN71MA4	147
12.0	185	2.4	111.5	6500	C363_111.5 S10 MXN10MA4	154	C363_111.5 P71 BXN71MA4	155
12.1	183	1.6	110.6	5500	C323_110.6 S10 MXN10MA4	150	C323_110.6 P71 BXN71MA4	151
13.0	171	1.8	103.3	5500	C323_103.3 S10 MXN10MA4	150	C323_103.3 P71 BXN71MA4	151
13.1	169	2.7	102.2	6500	C363_102.2 S10 MXN10MA4	154	C363_102.2 P71 BXN71MA4	155
13.4	166	1.2	100.2	5000	C223_100.2 S10 MXN10MA4	146	C223_100.2 P71 BXN71MA4	147
14.2	156	1.9	94.2	5500	C323_94.2 S10 MXN10MA4	150	C323_94.2 P71 BXN71MA4	151
14.6	152	3.0	91.9	6500	C363_91.9 S10 MXN10MA4	154	C363_91.9 P71 BXN71MA4	155
15.1	147	1.4	88.5	5000	C223_88.5 S10 MXN10MA4	146	C223_88.5 P71 BXN71MA4	147
16.2	137	1.5	82.6	5000	C223_82.6 S10 MXN10MA4	146	C223_82.6 P71 BXN71MA4	147
16.2	137	2.2	82.6	5500	C323_82.6 S10 MXN10MA4	150	C323_82.6 P71 BXN71MA4	151
17.9	124	1.6	74.8	5000	C223_74.8 S10 MXN10MA4	146	C223_74.8 P71 BXN71MA4	147
17.9	124	2.3	74.7	5500	C323_74.7 S10 MXN10MA4	150	C323_74.7 P71 BXN71MA4	151
20.1	113	1.9	66.8	5500	C322_66.8 S10 MXN10MA4	150	C322_66.8 P71 BXN71MA4	151
20.3	112	0.8	66.2	2000	C122_66.2 S10 MXN10MA4	142	C122_66.2 P71 BXN71MA4	143
20.5	108	1.8	65.3	5000	C223_65.3 S10 MXN10MA4	146	C223_65.3 P71 BXN71MA4	147
21.2	107	1.2	63.3	5000	C222_63.3 S10 MXN10MA4	146	C222_63.3 P71 BXN71MA4	147
22.3	99	1.9	60.0	5000	C223_60.0 S10 MXN10MA4	146	C223_60.0 P71 BXN71MA4	147
22.6	100	2.1	59.4	5500	C322_59.4 S10 MXN10MA4	150	C322_59.4 P71 BXN71MA4	151
24.3	93	1.0	55.2	2000	C122_55.2 S10 MXN10MA4	142	C122_55.2 P71 BXN71MA4	143
24.5	93	1.7	54.7	5000	C222_54.7 S10 MXN10MA4	146	C222_54.7 P71 BXN71MA4	147
25.6	89	3.4	52.4	5500	C322_52.4 S10 MXN10MA4	150	C322_52.4 P71 BXN71MA4	151

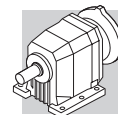


0.25 kW

n ₂ min ⁻¹	M ₂ Nm	S	i	R _{n2} N	 IE3		 IE3	
27.5	82	1.9	48.6	5000	C222_48.6 S10 MXN10MA4	146	C222_48.6 P71 BXN71MA4	147
28.1	80	1.1	47.6	2000	C122_47.6 S10 MXN10MA4	142	C122_47.6 P71 BXN71MA4	143
31	73	2.6	43.3	4750	C222_43.3 S10 MXN10MA4	146	C222_43.3 P71 BXN71MA4	147
32	72	1.3	42.3	2000	C122_42.3 S10 MXN10MA4	142	C122_42.3 P71 BXN71MA4	143
36	63	1.4	37.0	2000	C122_37.0 S10 MXN10MA4	142	C122_37.0 P71 BXN71MA4	143
36	62	3.2	36.8	4540	C222_36.8 S10 MXN10MA4	146	C222_36.8 P71 BXN71MA4	147
40	56	3.6	33.1	4500	C222_33.1 S10 MXN10MA4	146	C222_33.1 P71 BXN71MA4	147
41	55	1.6	32.8	2000	C122_32.8 S10 MXN10MA4	142	C122_32.8 P71 BXN71MA4	143
45	50	1.8	29.5	2000	C122_29.5 S10 MXN10MA4	142	C122_29.5 P71 BXN71MA4	143
49	47	1.0	27.1	700				
53	43	2.1	25.4	2000	C122_25.4 S10 MXN10MA4	142	C122_25.4 P71 BXN71MA4	143
58	39	2.2	23.2	2000	C122_23.2 S10 MXN10MA4	142	C122_23.2 P71 BXN71MA4	143
63	36	1.2	21.0	720				
65	35	2.4	20.6	2000	C122_20.6 S10 MXN10MA4	142	C122_20.6 P71 BXN71MA4	143
70	33	1.2	18.9	710				
73	31	2.5	18.4	2000	C122_18.4 S10 MXN10MA4	142	C122_18.4 P71 BXN71MA4	143
78	29	2.6	17.2	2000	C122_17.2 S10 MXN10MA4	142	C122_17.2 P71 BXN71MA4	143
85	27	1.5	15.6	700				
87	26	2.8	15.4	2000	C122_15.4 S10 MXN10MA4	142	C122_15.4 P71 BXN71MA4	143
100	23	3.1	13.4	2000	C122_13.4 S10 MXN10MA4	142	C122_13.4 P71 BXN71MA4	143
106	22	1.9	12.5	690				
113	20	3.3	11.9	2000	C122_11.9 S10 MXN10MA4	142	C122_11.9 P71 BXN71MA4	143
118	19	2.1	11.2	670				
133	17	3.7	10.1	1980	C122_10.1 S10 MXN10MA4	142	C122_10.1 P71 BXN71MA4	143
142	16	1.9	9.3	650				
157	14	4.2	17.2	1870				
178	13	2.4	7.4	620				
197	12	2.6	6.7	610				
204	11	5.0	13.4	1710				
230	10	5.4	11.9	1660				
240	9	3.2	5.5	580				
268	8	5.8	10.1	1590				
311	7	6.5	8.8	1510				
354	6	7.0	7.6	1460				
442	5	8.2	6.2	1350				
489	5	8.6	5.6	1290				
577	4	9.7	4.9	1240				
637	4	10.1	4.3	1180				
770	3	11.5	3.7	1130				
856	3	12.1	3.2	1080				
979	2	13.0	2.8	1030				

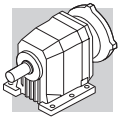
0.37 kW

n ₂ min ⁻¹	M ₂ Nm	S	i	R _{n2} N	 IE1 IE2		 IEC		
0.73	4382	1.6	1240	60000	C904_1240 S1 M1LA6		176	C904_1240 P80 BN80A6	177
0.78	4127	1.0	1168	35000				C804_1168 P80 BN80A6	174
0.93	3476	1.2	1481	35000				C804_1481 P71 BN71B4	174
1.2	2741	1.5	1168	35000				C804_1168 P71 BN71B4	174
1.4	2220	1.8	945.7	35000				C804_945.7 P71 BN71B4	174
1.5	2165	1.1	922.6	25000				C704_922.6 P71 BN71B4	171
1.7	1869	0.9	796.1	16000	C614_796.1 S1 M1SD4	C614_796.1 S1 ME1SA4	166	C614_796.1 P71 BN71B4	167
2.0	1570	1.0	668.8	16000	C614_668.8 S1 M1SD4	C614_668.8 S1 ME1SA4	166	C614_668.8 P71 BN71B4	167
2.1	1543	1.5	657.3	25000				C704_657.3 P71 BN71B4	171
2.4	1341	1.2	571.2	16000	C614_571.2 S1 M1SD4	C614_571.2 S1 ME1SA4	166	C614_571.2 P71 BN71B4	167
2.5	1302	1.8	554.7	25000				C704_554.7 P71 BN71B4	171
2.5	1290	0.8	549.7	10000	C514_549.7 S1 M1SD4	C514_549.7 S1 ME1SA4	162	C514_549.7 P71 BN71B4	163
2.6	1223	1.3	521.1	16000	C614_521.1 S1 M1SD4	C614_521.1 S1 ME1SA4	166	C614_521.1 P71 BN71B4	167
3.3	989	1.6	421.5	16000	C614_421.5 S1 M1SD4	C614_421.5 S1 ME1SA4	166	C614_421.5 P71 BN71B4	167
3.3	976	1.0	415.7	10000	C514_415.7 S1 M1SD4	C514_415.7 S1 ME1SA4	162	C514_415.7 P71 BN71B4	163
3.3	961	2.4	409.4	25000				C704_409.4 P71 BN71B4	171

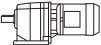





0.37 kW

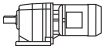



n ₂ min ⁻¹	M ₂ Nm	S	i	R _{n2} N						
					IE1	IE2		IE1	IE2	
3.6	891	1.1	379.6	10000	C514_379.6 S1 M1SD4	C514_379.6 S1 ME1SA4	162	C514_379.6 P71 BN71B4	C514_379.6 P71 BE71B4	163
3.7	869	1.8	370.1	16000	C614_370.1 S1 M1SD4	C614_370.1 S1 ME1SA4	166	C614_370.1 P71 BN71B4	C614_370.1 P71 BE71B4	167
4.1	793	2.0	337.7	16000	C614_337.7 S1 M1SD4	C614_337.7 S1 ME1SA4	166	C614_337.7 P71 BN71B4	C614_337.7 P71 BE71B4	167
4.1	783	0.8	333.4	7000	C414_333.4 S1 M1SD4	C414_333.4 S1 ME1SA4	158	C414_333.4 P71 BN71B4	C414_333.4 P71 BE71B4	159
4.2	765	1.3	326.1	10000	C514_326.1 S1 M1SD4	C514_326.1 S1 ME1SA4	162	C514_326.1 P71 BN71B4	C514_326.1 P71 BE71B4	163
4.6	699	1.4	297.8	10000	C514_297.8 S1 M1SD4	C514_297.8 S1 ME1SA4	162	C514_297.8 P71 BN71B4	C514_297.8 P71 BE71B4	163
5.2	619	1.6	263.8	10000	C514_263.8 S1 M1SD4	C514_263.8 S1 ME1SA4	162	C514_263.8 P71 BN71B4	C514_263.8 P71 BE71B4	163
5.2	617	1.0	263.0	7000	C414_263.0 S1 M1SD4	C414_263.0 S1 ME1SA4	158	C414_263.0 P71 BN71B4	C414_263.0 P71 BE71B4	159
5.9	540	0.8	230.9	6300	C364_230.9 S1 M1SD4	C364_230.9 S1 ME1SA4	154	C364_230.9 P71 BN71B4	C364_230.9 P71 BE71B4	159
6.3	520	1.9	216.7	10000	C513_216.7 S1 M1SD4	C513_216.7 S1 ME1SA4	162	C513_216.7 P71 BN71B4	C513_216.7 P71 BE71B4	163
6.6	502	1.2	209.1	7000	C413_209.1 S1 M1SD4	C413_209.1 S1 ME1SA4	158	C413_209.1 P71 BN71B4	C413_209.1 P71 BE71B4	159
6.6	499	0.9	206.4	6500				C363_206.4 P71 BN71B4	C363_206.4 P71 BE71B4	155
6.9	475	2.1	197.9	10000	C513_197.9 S1 M1SD4	C513_197.9 S1 ME1SA4	162	C513_197.9 P71 BN71B4	C513_197.9 P71 BE71B4	163
7.2	458	1.3	190.8	7000	C413_190.8 S1 M1SD4	C413_190.8 S1 ME1SA4	158	C413_190.8 P71 BN71B4	C413_190.8 P71 BE71B4	159
7.5	444	1.0	183.5	6500				C363_183.5 P71 BN71B4	C363_183.5 P71 BE71B4	155
7.6	431	1.4	179.9	7000	C413_179.9 S1 M1SD4	C413_179.9 S1 ME1SA4	158	C413_179.9 P71 BN71B4	C413_179.9 P71 BE71B4	159
7.8	422	2.4	175.8	10000	C513_175.8 S1 M1SD4	C513_175.8 S1 ME1SA4	162	C513_175.8 P71 BN71B4	C513_175.8 P71 BE71B4	163
8.3	394	1.5	164.1	7000	C413_164.1 S1 M1SD4	C413_164.1 S1 ME1SA4	158	C413_164.1 P71 BN71B4	C413_164.1 P71 BE71B4	159
8.5	385	2.6	160.5	10000	C513_160.5 S1 M1SD4	C513_160.5 S1 ME1SA4	162	C513_160.5 P71 BN71B4	C513_160.5 P71 BE71B4	163
8.5	392	1.1	162.0	6500	C363_162.0 S1 M1SD4	C363_162.0 S1 ME1SA4	154	C363_162.0 P71 BN71B4	C363_162.0 P71 BE71B4	155
9.4	349	1.7	145.6	7000	C413_145.6 S1 M1SD4	C413_145.6 S1 ME1SA4	158	C413_145.6 P71 BN71B4	C413_145.6 P71 BE71B4	159
9.8	338	1.3	139.8	6500	C363_139.8 S1 M1SD4	C363_139.8 S1 ME1SA4	154	C363_139.8 P71 BN71B4	C363_139.8 P71 BE71B4	155
10.1	329	0.9	136.0	5500	C323_136.0 S1 M1SD4	C323_136.0 S1 ME1SA4	150	C323_136.0 P71 BN71B4	C323_136.0 P71 BE71B4	151
10.3	319	1.9	132.9	7000	C413_132.9 S1 M1SD4	C413_132.9 S1 ME1SA4	158	C413_132.9 P71 BN71B4	C413_132.9 P71 BE71B4	159
10.9	304	1.5	125.8	6500	C363_125.8 S1 M1SD4	C363_125.8 S1 ME1SA4	154	C363_125.8 P71 BN71B4	C363_125.8 P71 BE71B4	155
11.2	296	1.0	122.4	5500	C323_122.4 S1 M1SD4	C323_122.4 S1 ME1SA4	150	C323_122.4 P71 BN71B4	C323_122.4 P71 BE71B4	151
11.4	289	2.1	120.6	7000	C413_120.6 S1 M1SD4	C413_120.6 S1 ME1SA4	158	C413_120.6 P71 BN71B4	C413_120.6 P71 BE71B4	159
12.3	270	1.7	111.5	6500	C363_111.5 S1 M1SD4	C363_111.5 S1 ME1SA4	154	C363_111.5 P71 BN71B4	C363_111.5 P71 BE71B4	155
12.4	264	2.3	110.1	7000	C413_110.1 S1 M1SD4	C413_110.1 S1 ME1SA4	158	C413_110.1 P71 BN71B4	C413_110.1 P71 BE71B4	159
12.4	267	1.1	110.6	5500	C323_110.6 S1 M1SD4	C323_110.6 S1 ME1SA4	150	C323_110.6 P71 BN71B4	C323_110.6 P71 BE71B4	151
13.3	250	1.2	103.3	5500	C323_103.3 S1 M1SD4	C323_103.3 S1 ME1SA4	150	C323_103.3 P71 BN71B4	C323_103.3 P71 BE71B4	151
13.4	245	2.4	102.3	7000	C413_102.3 S1 M1SD4	C413_102.3 S1 ME1SA4	158	C413_102.3 P71 BN71B4	C413_102.3 P71 BE71B4	159
13.4	247	1.8	102.2	6500	C363_102.2 S1 M1SD4	C363_102.2 S1 ME1SA4	154	C363_102.2 P71 BN71B4	C363_102.2 P71 BE71B4	155
14.5	228	1.3	94.2	5500	C323_94.2 S1 M1SD4	C323_94.2 S1 ME1SA4	150	C323_94.2 P71 BN71B4	C323_94.2 P71 BE71B4	151
14.7	224	2.7	93.3	7000	C413_93.3 S1 M1SD4	C413_93.3 S1 ME1SA4	158	C413_93.3 P71 BN71B4	C413_93.3 P71 BE71B4	159
14.9	222	2.0	91.9	6500	C363_91.9 S1 M1SD4	C363_91.9 S1 ME1SA4	154	C363_91.9 P71 BN71B4	C363_91.9 P71 BE71B4	155
15.5	214	0.9	88.5	4850	C223_88.5 S1 M1SD4	C223_88.5 S1 ME1SA4	146	C223_88.5 P71 BN71B4	C223_88.5 P71 BE71B4	147
16.5	201	2.2	83.1	6500	C363_83.1 S1 M1SD4	C363_83.1 S1 ME1SA4	154	C363_83.1 P71 BN71B4	C363_83.1 P71 BE71B4	155
16.6	200	1.0	82.6	5000	C223_82.6 S1 M1SD4	C223_82.6 S1 ME1SA4	146	C223_82.6 P71 BN71B4	C223_82.6 P71 BE71B4	147
16.6	200	1.5	82.6	5500	C323_82.6 S1 M1SD4	C323_82.6 S1 ME1SA4	150	C323_82.6 P71 BN71B4	C323_82.6 P71 BE71B4	151
16.8	196	3.1	81.5	7000	C413_81.5 S1 M1SD4	C413_81.5 S1 ME1SA4	158	C413_81.5 P71 BN71B4	C413_81.5 P71 BE71B4	159
17.7	188	2.4	77.6	6500	C363_77.6 S1 M1SD4	C363_77.6 S1 ME1SA4	154	C363_77.6 P71 BN71B4	C363_77.6 P71 BE71B4	155
18.3	181	1.1	74.8	5000	C223_74.8 S1 M1SD4	C223_74.8 S1 ME1SA4	146	C223_74.8 P71 BN71B4	C223_74.8 P71 BE71B4	147
18.3	181	1.6	74.7	5500	C323_74.7 S1 M1SD4	C323_74.7 S1 ME1SA4	150	C323_74.7 P71 BN71B4	C323_74.7 P71 BE71B4	151
18.4	178	3.4	74.4	7000	C413_74.4 S1 M1SD4	C413_74.4 S1 ME1SA4	158	C413_74.4 P71 BN71B4	C413_74.4 P71 BE71B4	159
19.4	171	2.6	70.8	6500	C363_70.8 S1 M1SD4	C363_70.8 S1 ME1SA4	154	C363_70.8 P71 BN71B4	C363_70.8 P71 BE71B4	155
20.5	165	1.3	66.8	5500				C322_66.8 P71 BN71B4	C322_66.8 P71 BE71B4	151
21.0	158	1.3	65.3	5000	C223_65.3 S1 M1SD4	C223_65.3 S1 ME1SA4	146	C223_65.3 P71 BN71B4	C223_65.3 P71 BE71B4	147
21.7	156	0.8	63.3	4850				C222_63.3 P71 BN71B4	C222_63.3 P71 BE71B4	147
22.1	150	3.0	62.0	6500	C363_62.0 S1 M1SD4	C363_62.0 S1 ME1SA4	154	C363_62.0 P71 BN71B4	C363_62.0 P71 BE71B4	155
22.8	145	1.3	60.0	5000	C223_60.0 S1 M1SD4	C223_60.0 S1 ME1SA4	146	C223_60.0 P71 BN71B4	C223_60.0 P71 BE71B4	147
23.1	147	1.5	59.4	5500	C322_59.4 S1 M1SD4	C322_59.4 S1 ME1SA4	150	C322_59.4 P71 BN71B4	C322_59.4 P71 BE71B4	151
25.0	135	1.1	54.7	5000				C222_54.7 P71 BN71B4	C222_54.7 P71 BE71B4	147
26.1	130	2.3	52.4	5500	C322_52.4 S1 M1SD4	C322_52.4 S1 ME1SA4	150	C322_52.4 P71 BN71B4	C322_52.4 P71 BE71B4	151
28.2	120	1.3	48.6	4850				C222_48.6 P71 BN71B4	C222_48.6 P71 BE71B4	147
30	112	2.7	45.3	5500	C322_45.3 S1 M1SD4	C322_45.3 S1 ME1SA4	150	C322_45.3 P71 BN71B4	C322_45.3 P71 BE71B4	151
32	107	1.8	43.3	4530	C222_43.3 S1 M1SD4	C222_43.3 S1 ME1SA4	146	C222_43.3 P71 BN71B4	C222_43.3 P71 BE71B4	147
34	101	3.0	40.7	5500	C322_40.7 S1 M1SD4	C322_40.7 S1 ME1SA4	150	C322_40.7 P71 BN71B4	C322_40.7 P71 BE71B4	151
37	91	1.0	37.0	2000	C122_37.0 S1 M1SD4	C122_37.0 S1 ME1SA4	142	C122_37.0 P71 BN71B4	C122_37.0 P71 BE71B4	143
37	91	2.2	36.8	4360	C222_36.8 S1 M1SD4	C222_36.8 S1 ME1SA4	146	C222_36.8 P71 BN71B4	C222_36.8 P71 BE71B4	147
38	89	3.4	36.1	5500	C322_36.1 S1 M1SD4	C322_36.1 S1 ME1SA4	150	C322_36.1 P71 BN71B4	C322_36.1 P71 BE71B4	151
41	82	2.4	33.1	4240	C222_33.1 S1 M1SD4	C222_33.1 S1 ME1SA4	146	C222_33.1 P71 BN71B4	C222_33.1 P71 BE71B4	147
42	81	1.1	32.8	2000	C122_32.8 S1 M1SD4	C122_32.8 S1 ME1SA4	142	C122_32.8 P71 BN71B4	C122_32.8 P71 BE71B4	143
46	73	2.7	29.6	4130	C222_29.6 S1 M1SD4	C222_29.6 S1 ME1SA4	146	C222_29.6 P71 BN71B4	C222_29.6 P71 BE71B4	147
46	73	1.2	29.5	2000	C122_29.5 S1 M1SD4	C122_29.5 S1 ME1SA4	142	C122_29.5 P71 BN71B4	C122_29.5 P71 BE71B4	143

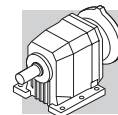


0.37 kW

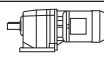

n ₂ min ⁻¹	M ₂ Nm	S	i	R _{n2} N						
					IE1	IE2		IE1	IE2	
50	67	3.0	27.2	4100	C222_27.2 S1 M1SD4	C222_27.2 S1 ME1SA4	146	C222_27.2 P71 BN71B4	C222_27.2 P71 BE71B4	147
54	63	1.4	25.4	2000	C122_25.4 S1 M1SD4	C122_25.4 S1 ME1SA4	142	C122_25.4 P71 BN71B4	C122_25.4 P71 BE71B4	143
56	60	3.3	24.3	3920	C222_24.3 S1 M1SD4	C222_24.3 S1 ME1SA4	146	C222_24.3 P71 BN71B4	C222_24.3 P71 BE71B4	147
59	57	1.5	23.2	2000	C122_23.2 S1 M1SD4	C122_23.2 S1 ME1SA4	142	C122_23.2 P71 BN71B4	C122_23.2 P71 BE71B4	143
66	51	1.6	20.6	2000	C122_20.6 S1 M1SD4	C122_20.6 S1 ME1SA4	142	C122_20.6 P71 BN71B4	C122_20.6 P71 BE71B4	143
74	45	1.7	18.4	2000	C122_18.4 S1 M1SD4	C122_18.4 S1 ME1SA4	142	C122_18.4 P71 BN71B4	C122_18.4 P71 BE71B4	143
80	42	1.8	17.2	2000	C122_17.2 S1 M1SD4	C122_17.2 S1 ME1SA4	142	C122_17.2 P71 BN71B4	C122_17.2 P71 BE71B4	143
88	39	1.0	15.6	580	C052_15.6 S1 M1SD4	C052_15.6 S1 ME1SA4	141			
89	38	1.9	15.4	2000	C122_15.4 S1 M1SD4	C122_15.4 S1 ME1SA4	142	C122_15.4 P71 BN71B4	C122_15.4 P71 BE71B4	143
102	33	2.1	13.4	2000	C122_13.4 S1 M1SD4	C122_13.4 S1 ME1SA4	142	C122_13.4 P71 BN71B4	C122_13.4 P71 BE71B4	143
110	31	1.3	12.5	600	C052_12.5 S1 M1SD4	C052_12.5 S1 ME1SA4	141			
115	29	2.3	11.9	2000	C122_11.9 S1 M1SD4	C122_11.9 S1 ME1SA4	142	C122_11.9 P71 BN71B4	C122_11.9 P71 BE71B4	143
122	28	1.4	11.2	590	C052_11.2 S1 M1SD4	C052_11.2 S1 ME1SA4	141			
136	25	2.5	10.1	1930	C122_10.1 S1 M1SD4	C122_10.1 S1 ME1SA4	142	C122_10.1 P71 BN71B4	C122_10.1 P71 BE71B4	143
147	23	1.3	9.3	580	C052_9.3 S1 M1SD4	C052_9.3 S1 ME1SA4	141			
155	22	2.7	8.8	1850	C122_8.8 S1 M1SD4	C122_8.8 S1 ME1SA4	142	C122_8.8 P71 BN71B4	C122_8.8 P71 BE71B4	143
164	20	2.2	5.5	570	C052_5.5 S1 M1LA6		141			
180	19	3.0	7.6	1780	C122_7.6 S1 M1SD4	C122_7.6 S1 ME1SA4	142	C122_7.6 P71 BN71B4	C122_7.6 P71 BE71B4	143
185	18	1.6	7.4	570	C052_7.4 S1 M1SD4	C052_7.4 S1 ME1SA4	141			
204	17	1.8	6.7	560	C052_6.7 S1 M1SD4	C052_6.7 S1 ME1SA4	141			
220	15	3.4	6.2	1650	C122_6.2 S1 M1SD4	C122_6.2 S1 ME1SA4	142	C122_6.2 P71 BN71B4	C122_6.2 P71 BE71B4	143
235	14	3.7	11.9	1610	C122_11.9 S05 M05C2		142	C122_11.9 P71 BN71A2		143
249	14	2.2	5.5	540	C052_5.5 S1 M1SD4	C052_5.5 S1 ME1SA4	141			
273	12	4.0	10.1	1570	C122_10.1 S05 M05C2		142	C122_10.1 P71 BN71A2		143
318	11	4.5	8.8	1500	C122_8.8 S05 M05C2		142	C122_8.8 P71 BN71A2		143
361	9	4.8	7.6	1440	C122_7.6 S05 M05C2		142	C122_7.6 P71 BN71A2		143
452	7	5.7	6.2	1350	C122_6.2 S05 M05C2		142	C122_6.2 P71 BN71A2		143
500	7	6.0	5.6	1290	C122_5.6 S05 M05C2		142	C122_5.6 P71 BN71A2		143
577	6	6.5	4.9	1230	C122_4.9 S05 M05C2		142	C122_4.9 P71 BN71A2		143
651	5	7.0	4.3	1180	C122_3.2 S05 M05C2		142	C122_3.2 P71 BN71A2		143
770	4	7.8	3.7	1120	C122_3.7 S05 M05C2		142	C122_3.7 P71 BN71A2		143
875	4	8.4	3.2	1080	C122_3.2 S05 M05C2		142	C122_3.2 P71 BN71A2		143
1015	3	9.1	2.8	1030	C122_2.8 S05 M05C2		142	C122_2.8 P71 BN71A2		143

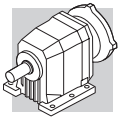
0.37 kW

n ₂ min ⁻¹	M ₂ Nm	S	i	R _{n2} N						
					IE3	IE3		IE3	IE3	
0.73	4382	1.6	1240	60000						
0.78	4127	1.0	1168	35000						
0.93	3476	1.2	1481	35000				C804_1481 P71 BXN71MB4		174
1.2	2741	1.5	1168	35000				C804_1168 P71 BXN71MB4		174
1.4	2220	1.8	945.7	35000				C804_945.7 P71 BXN71MB4		174
1.5	2165	1.1	922.6	25000				C704_922.6 P71 BXN71MB4		171
1.7	1869	0.9	796.1	16000	C614_796.1 S10 MXN10MB4	166		C614_796.1 P71 BXN71MB4		167
2.0	1570	1.0	668.8	16000	C614_668.8 S10 MXN10MB4	166		C614_668.8 P71 BXN71MB4		167
2.1	1543	1.5	657.3	25000				C704_657.3 P71 BXN71MB4		171
2.4	1341	1.2	571.2	16000	C614_571.2 S10 MXN10MB4	166		C614_571.2 P71 BXN71MB4		167
2.5	1302	1.8	554.7	25000				C704_554.7 P71 BXN71MB4		171
2.5	1290	0.8	549.7	10000	C514_549.7 S10 MXN10MB4	162		C514_549.7 P71 BXN71MB4		163
2.6	1223	1.3	521.1	16000	C614_521.1 S10 MXN10MB4	166		C614_521.1 P71 BXN71MB4		167
3.3	989	1.6	421.5	16000	C614_421.5 S10 MXN10MB4	166		C614_421.5 P71 BXN71MB4		167
3.3	976	1.0	415.7	10000	C514_415.7 S10 MXN10MB4	162		C514_415.7 P71 BXN71MB4		163
3.3	961	2.4	409.4	25000				C704_409.4 P71 BXN71MB4		171
3.6	891	1.1	379.6	10000	C514_379.6 S10 MXN10MB4	162		C514_379.6 P71 BXN71MB4		163
3.7	869	1.8	370.1	16000	C614_370.1 S10 MXN10MB4	166		C614_370.1 P71 BXN71MB4		167
4.1	793	2.0	337.7	16000	C614_337.7 S10 MXN10MB4	166		C614_337.7 P71 BXN71MB4		167
4.1	783	0.8	333.4	7000	C414_333.4 S10 MXN10MB4	158		C414_333.4 P71 BXN71MB4		159
4.2	765	1.3	326.1	10000	C514_326.1 S10 MXN10MB4	162		C514_326.1 P71 BXN71MB4		163
4.6	699	1.4	297.8	10000	C514_297.8 S10 MXN10MB4	162		C514_297.8 P71 BXN71MB4		163
5.2	619	1.6	263.8	10000	C514_263.8 S10 MXN10MB4	162		C514_263.8 P71 BXN71MB4		163
5.2	617	1.0	263.0	7000	C414_263.0 S10 MXN10MB4	158		C414_263.0 P71 BXN71MB4		159

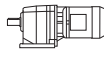



0.37 kW



n ₂ min ⁻¹	M ₂ Nm	S	i	R _{n2} N	 IE3	 IE3
5.9	540	0.8	230.9	6300	C364_230.9 S10 MXN10MB4	154 C364_230.9 P71 BXN71MB4
6.3	520	1.9	216.7	10000		C513_216.7 P71 BXN71MB4
6.6	502	1.2	209.1	7000		C413_209.1 P71 BXN71MB4
6.6	499	0.9	206.4	6500		C363_206.4 P71 BXN71MB4
6.9	475	2.1	197.9	10000		C513_197.9 P71 BXN71MB4
7.2	458	1.3	190.8	7000		C413_190.8 P71 BXN71MB4
7.5	444	1.0	183.5	6500		C363_183.5 P71 BXN71MB4
7.6	431	1.4	179.9	7000		C413_179.9 P71 BXN71MB4
7.8	422	2.4	175.8	10000		C513_175.8 P71 BXN71MB4
8.3	394	1.5	164.1	7000		C413_164.1 P71 BXN71MB4
8.5	385	2.6	160.5	10000		C513_160.5 P71 BXN71MB4
8.5	392	1.1	162.0	6500	C363_162.0 S10 MXN10MB4	154 C363_162.0 P71 BXN71MB4
9.4	349	1.7	145.6	7000		C413_145.6 P71 BXN71MB4
9.8	338	1.3	139.8	6500	C363_139.8 S10 MXN10MB4	154 C363_139.8 P71 BXN71MB4
10.1	329	0.9	136.0	5500	C323_136.0 S10 MXN10MB4	150 C323_136.0 P71 BXN71MB4
10.3	319	1.9	132.9	7000		C413_132.9 P71 BXN71MB4
10.9	304	1.5	125.8	6500	C363_125.8 S10 MXN10MB4	154 C363_125.8 P71 BXN71MB4
11.2	296	1.0	122.4	5500	C323_122.4 S10 MXN10MB4	150 C323_122.4 P71 BXN71MB4
11.4	289	2.1	120.6	7000		C413_120.6 P71 BXN71MB4
12.3	270	1.7	111.5	6500	C363_111.5 S10 MXN10MB4	154 C363_111.5 P71 BXN71MB4
12.4	264	2.3	110.1	7000		C413_110.1 P71 BXN71MB4
12.4	267	1.1	110.6	5500	C323_110.6 S10 MXN10MB4	150 C323_110.6 P71 BXN71MB4
13.3	250	1.2	103.3	5500	C323_103.3 S10 MXN10MB4	150 C323_103.3 P71 BXN71MB4
13.4	245	2.4	102.3	7000		C413_102.3 P71 BXN71MB4
13.4	247	1.8	102.2	6500	C363_102.2 S10 MXN10MB4	154 C363_102.2 P71 BXN71MB4
14.5	228	1.3	94.2	5500	C323_94.2 S10 MXN10MB4	150 C323_94.2 P71 BXN71MB4
14.7	224	2.7	93.3	7000		C413_93.3 P71 BXN71MB4
14.9	222	2.0	91.9	6500	C363_91.9 S10 MXN10MB4	154 C363_91.9 P71 BXN71MB4
15.5	214	0.9	88.5	4850	C223_88.5 S10 MXN10MB4	146 C223_88.5 P71 BXN71MB4
16.5	201	2.2	83.1	6500	C363_83.1 S10 MXN10MB4	154 C363_83.1 P71 BXN71MB4
16.6	200	1.0	82.6	5000	C223_82.6 S10 MXN10MB4	146 C223_82.6 P71 BXN71MB4
16.6	200	1.5	82.6	5500	C323_82.6 S10 MXN10MB4	150 C323_82.6 P71 BXN71MB4
16.8	196	3.1	81.5	7000		C413_81.5 P71 BXN71MB4
17.7	188	2.4	77.6	6500	C363_77.6 S10 MXN10MB4	154 C363_77.6 P71 BXN71MB4
18.3	181	1.1	74.8	5000	C223_74.8 S10 MXN10MB4	146 C223_74.8 P71 BXN71MB4
18.3	181	1.6	74.7	5500	C323_74.7 S10 MXN10MB4	150 C323_74.7 P71 BXN71MB4
18.4	178	3.4	74.4	7000		C413_74.4 P71 BXN71MB4
19.4	171	2.6	70.8	6500	C363_70.8 S10 MXN10MB4	154 C363_70.8 P71 BXN71MB4
20.5	165	1.3	66.8	5500		C322_66.8 P71 BXN71MB4
21.0	158	1.3	65.3	5000	C223_65.3 S10 MXN10MB4	146 C223_65.3 P71 BXN71MB4
21.7	156	0.8	63.3	4850		C222_63.3 P71 BXN71MB4
22.1	150	3.0	62.0	6500	C363_62.0 S10 MXN10MB4	154 C363_62.0 P71 BXN71MB4
22.8	145	1.3	60.0	5000	C223_60.0 S10 MXN10MB4	146 C223_60.0 P71 BXN71MB4
23.1	147	1.5	59.4	5500	C322_59.4 S10 MXN10MB4	150 C322_59.4 P71 BXN71MB4
25.0	135	1.1	54.7	5000		C222_54.7 P71 BXN71MB4
26.1	130	2.3	52.4	5500	C322_52.4 S10 MXN10MB4	150 C322_52.4 P71 BXN71MB4
28.2	120	1.3	48.6	4850		C222_48.6 P71 BXN71MB4
30	112	2.7	45.3	5500	C322_45.3 S10 MXN10MB4	150 C322_45.3 P71 BXN71MB4
32	107	1.8	43.3	4530	C222_43.3 S10 MXN10MB4	146 C222_43.3 P71 BXN71MB4
34	101	3.0	40.7	5500	C322_40.7 S10 MXN10MB4	150 C322_40.7 P71 BXN71MB4
37	91	1.0	37.0	2000	C122_37.0 S10 MXN10MB4	142 C122_37.0 P71 BXN71MB4
37	91	2.2	36.8	4360	C222_36.8 S10 MXN10MB4	146 C222_36.8 P71 BXN71MB4
38	89	3.4	36.1	5500	C322_36.1 S10 MXN10MB4	150 C322_36.1 P71 BXN71MB4
41	82	2.4	33.1	4240	C222_33.1 S10 MXN10MB4	146 C222_33.1 P71 BXN71MB4
42	81	1.1	32.8	2000	C122_32.8 S10 MXN10MB4	142 C122_32.8 P71 BXN71MB4
46	73	2.7	29.6	4130	C222_29.6 S10 MXN10MB4	146 C222_29.6 P71 BXN71MB4
46	73	1.2	29.5	2000	C122_29.5 S10 MXN10MB4	142 C122_29.5 P71 BXN71MB4
50	67	3.0	27.2	4100	C222_27.2 S10 MXN10MB4	146 C222_27.2 P71 BXN71MB4
54	63	1.4	25.4	2000	C122_25.4 S10 MXN10MB4	142 C122_25.4 P71 BXN71MB4
56	60	3.3	24.3	3920	C222_24.3 S10 MXN10MB4	146 C222_24.3 P71 BXN71MB4
59	57	1.5	23.2	2000	C122_23.2 S10 MXN10MB4	142 C122_23.2 P71 BXN71MB4
66	51	1.6	20.6	2000	C122_20.6 S10 MXN10MB4	142 C122_20.6 P71 BXN71MB4
74	45	1.7	18.4	2000	C122_18.4 S10 MXN10MB4	142 C122_18.4 P71 BXN71MB4
80	42	1.8	17.2	2000	C122_17.2 S10 MXN10MB4	142 C122_17.2 P71 BXN71MB4
88	39	1.0	15.6	580		

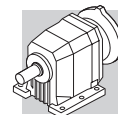


0.37 kW

n ₂ min ⁻¹	M ₂ Nm	S	i	R _{n2} N	 IE3		 IE3	
89	38	1.9	15.4	2000	C122_15.4 S10 MXN10MB4	142	C122_15.4 P71 BXN71MB4	143
102	33	2.1	13.4	2000	C122_13.4 S10 MXN10MB4	142	C122_13.4 P71 BXN71MB4	143
110	31	1.3	12.5	600				
115	29	2.3	11.9	2000	C122_11.9 S10 MXN10MB4	142	C122_11.9 P71 BXN71MB4	143
122	28	1.4	11.2	590				
136	25	2.5	10.1	1930	C122_10.1 S10 MXN10MB4	142	C122_10.1 P71 BXN71MB4	143
147	23	1.3	9.3	580				
155	22	2.7	8.8	1850	C122_8.8 S10 MXN10MB4	142	C122_8.8 P71 BXN71MB4	143
164	20	2.2	5.5	570				
180	19	3.0	7.6	1780	C122_7.6 S10 MXN10MB4	142	C122_7.6 P71 BXN71MB4	143
185	18	1.6	7.4	570				
204	17	1.8	6.7	560				
220	15	3.4	6.2	1650	C122_6.2 S10 MXN10MB4	142	C122_6.2 P71 BXN71MB4	143
235	14	3.7	11.9	1610				
249	14	2.2	5.5	540				
273	12	4.0	10.1	1570				
318	11	4.5	8.8	1500				
361	9	4.8	7.6	1440				
452	7	5.7	6.2	1350				
500	7	6.0	5.6	1290				
577	6	6.5	4.9	1230				
651	5	7.0	4.3	1180				
770	4	7.8	3.7	1120				
875	4	8.4	3.2	1080				
1015	3	9.1	2.8	1030				

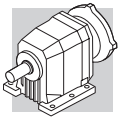
0.55 kW

n ₂ min ⁻¹	M ₂ Nm	S	i	R _{n2} N	 IE1 IE2		 IE1 IE2	
0.74	6442	1.1	1240	60000	C904_1240 S2 M2SA6	176	C904_1240 P80 BN80B6	177
0.85	5616	2.1	1081	85000	C1004_1081 S2 M2SA6	179	C1004_1081 P80 BN80B6	180
1.0	4792	1.5	922.3	60000	C904_922.3 S2 M2SA6	176	C904_922.3 P80 BN80B6	177
1.1	4381	0.9	1274	35000	C804_1274 S1 M1LA4	173	C804_1274 P80 BN80A4	174
1.1	4295	1.7	1240	60000	C904_1240 S1 M1LA4	176	C904_1240 P80 BN80A4	177
1.3	3549	1.1	1032	35000	C804_1032 S1 M1LA4	173	C804_1032 P80 BN80A4	174
1.4	3484	2.1	1006	60000	C904_1006 S1 M1LA4	176	C904_1006 P80 BN80A4	177
1.6	2939	1.4	854.6	35000	C804_854.6 S1 M1LA4	173	C804_854.6 P80 BN80A4	174
1.6	2923	2.5	844.0	65000	C904_844.0 S1 M1LA4	176	C904_844.0 P80 BN80A4	177
1.9	2531	0.9	736.0	25000	C704_736.0 S1 M1LA4	170	C704_736.0 P80 BN80A4	171
1.9	2492	1.6	724.7	35000	C804_724.7 S1 M1LA4	173	C804_724.7 P80 BN80A4	174
2.1	2284	1.8	664.3	35000	C804_664.3 S1 M1LA4	173	C804_664.3 P80 BN80A4	174
2.1	2260	1.0	657.3	25000	C704_657.3 S1 M1LA4	170	C704_657.3 P80 BN80A4	171
2.4	1978	0.8	571.2	16000	C614_571.2 S1 M1LA4	166	C614_571.2 P80 BN80A4	167
2.5	1907	1.2	554.7	25000	C704_554.7 S1 M1LA4	170	C704_554.7 P80 BN80A4	171
2.6	1820	2.2	529.3	35000	C804_529.3 S1 M1LA4	173	C804_529.3 P80 BN80A4	174
3.0	1600	1.0	462.0	16000	C614_462.0 S1 M1LA4	166	C614_462.0 P80 BN80A4	167
3.1	1566	2.6	455.4	35000	C804_455.4 S1 M1LA4	173	C804_455.4 P80 BN80A4	174
3.1	1525	1.5	443.5	25000	C704_443.5 S1 M1LA4	170	C704_443.5 P80 BN80A4	171
3.3	1460	1.1	421.5	16000	C614_421.5 S1 M1LA4	166	C614_421.5 P80 BN80A4	167
3.6	1315	0.8	379.6	10000	C514_379.6 S1 M1LA4	162	C514_379.6 P80 BN80A4	163
3.7	1282	1.2	370.1	16000	C614_370.1 S1 M1LA4	166	C614_370.1 P80 BN80A4	167
3.8	1254	3.2	364.7	35000	C804_364.7 S1 M1LA4	173	C804_364.7 P80 BN80A4	174
4.0	1184	1.9	344.3	25000	C704_344.3 S1 M1LA4	170	C704_344.3 P80 BN80A4	171
4.1	1170	1.4	337.7	16000	C614_337.7 S1 M1LA4	166	C614_337.7 P80 BN80A4	167
4.2	1130	0.9	326.1	10000	C514_326.1 S1 M1LA4	162	C514_326.1 P80 BN80A4	163
4.6	1031	1.0	297.8	10000	C514_297.8 S1 M1LA4	162	C514_297.8 P80 BN80A4	163
5.0	953	1.7	275.3	16000	C614_275.3 S1 M1LA4	166	C614_275.3 P80 BN80A4	167
5.1	936	2.5	272.2	25000	C704_272.2 S1 M1LA4	170	C704_272.2 P80 BN80A4	171
5.2	914	1.1	263.8	10000	C514_263.8 S1 M1LA4	162	C514_263.8 P80 BN80A4	163
5.7	834	1.2	240.9	10000	C514_240.9 S1 M1LA4	162	C514_240.9 P80 BN80A4	163
5.8	847	2.7	239.3	25000	C703_239.3 S1 M1LA4	170	C703_239.3 P80 BN80A4	171



0.55 kW

n ₂ min-1	M ₂ Nm	S	i	R _{n2} N						
					IE1	IE2		IE1	IE2	
5.8	825	1.9	238.3	16000	C614_238.3 S1 M1LA4	C614_238.3 S2 ME2SA4	166	C614_238.3 P80 BN80A4	C614_238.3 P80 BE80A4	167
6.2	782	2.9	220.9	25000				C703_220.9 P80 BN80A4	C703_220.9 P80 BE80A4	171
6.3	753	2.1	217.4	16000	C614_217.4 S1 M1LA4	C614_217.4 S2 ME2SA4	166	C614_217.4 P80 BN80A4	C614_217.4 P80 BE80A4	167
6.4	767	1.3	216.7	10000	C513_216.7 S1 M1LA4	C513_216.7 S2 ME2SA4	162	C513_216.7 P80 BN80A4	C513_216.7 P80 BE80A4	163
7.0	700	1.4	197.9	10000	C513_197.9 S1 M1LA4	C513_197.9 S2 ME2SA4	162	C513_197.9 P80 BN80A4	C513_197.9 P80 BE80A4	163
7.0	693	2.3	195.8	16000				C613_195.8 P80 BN80A4	C613_195.8 P80 BE80A4	166
7.1	687	3.3	194.1	25000				C703_194.1 P80 BN80A4	C703_194.1 P80 BE80A4	171
7.7	637	0.9	179.9	7000	C413_179.9 S1 M1LA4	C413_179.9 S2 ME2SA4	158	C413_179.9 P80 BN80A4	C413_179.9 P80 BE80A4	159
7.7	632	2.5	178.6	16000				C613_178.6 P80 BN80A4	C613_178.6 P80 BE80A4	166
7.9	622	1.6	175.8	10000	C513_175.8 S1 M1LA4	C513_175.8 S2 ME2SA4	162	C513_175.8 P80 BN80A4	C513_175.8 P80 BE80A4	163
8.4	582	2.7	164.5	16000				C613_164.5 P80 BN80A4	C613_164.5 P80 BE80A4	166
8.4	581	1.0	164.1	7000	C413_164.1 S1 M1LA4	C413_164.1 S2 ME2SA4	158	C413_164.1 P80 BN80A4	C413_164.1 P80 BE80A4	159
8.6	568	1.8	160.5	10000	C513_160.5 S1 M1LA4	C513_160.5 S2 ME2SA4	162	C513_160.5 P80 BN80A4	C513_160.5 P80 BE80A4	163
9.2	531	3.0	150.0	16000				C613_150.0 P80 BN80A4	C613_150.0 P80 BE80A4	166
9.4	522	1.9	147.4	10000	C513_147.4 S1 M1LA4	C513_147.4 S2 ME2SA4	162	C513_147.4 P80 BN80A4	C513_147.4 P80 BE80A4	163
9.5	516	1.2	145.6	7000	C413_145.6 S1 M1LA4	C413_145.6 S2 ME2SA4	158	C413_145.6 P80 BN80A4	C413_145.6 P80 BE80A4	159
9.8	497	3.2	140.5	16000				C613_140.5 P80 BN80A4	C613_140.5 P80 BE80A4	166
9.9	494	0.9	139.8	6500	C363_139.8 S1 M1LA4	C363_139.8 S2 ME2SA4	154	C363_139.8 P80BN80A4	C363_139.8 P80 BE80A4	155
10.3	477	2.1	134.6	10000	C513_134.6 S1 M1LA4	C513_134.6 S2 ME2SA4	162	C513_134.6 P80 BN80A4	C513_134.6 P80 BE80A4	163
10.4	470	1.3	132.9	7000	C413_132.9 S1 M1LA4	C413_132.9 S2 ME2SA4	158	C413_132.9 P80 BN80A4	C413_132.9 P80 BE80A4	159
11.0	445	1.0	125.8	6500	C363_125.8 S1 M1LA4	C363_125.8 S2 ME2SA4	154	C363_125.8 P80BN80A4	C363_125.8 P80 BE80A4	155
11.1	440	2.3	124.4	10000	C513_124.4 S1 M1LA4	C513_124.4 S2 ME2SA4	162	C513_124.4 P80 BN80A4	C513_124.4 P80 BE80A4	163
11.4	427	1.4	120.6	7000	C413_120.6 S1 M1LA4	C413_120.6 S2 ME2SA4	158	C413_120.6 P80 BN80A4	C413_120.6 P80 BE80A4	159
12.1	402	2.5	113.6	10000	C513_113.6 S1 M1LA4	C513_113.6 S2 ME2SA4	162	C513_113.6 P80 BN80A4	C513_113.6 P80 BE80A4	163
12.4	394	1.1	111.5	6500	C363_111.5 S1 M1LA4	C363_111.5 S2 ME2SA4	154	C363_111.5 P80BN80A4	C363_111.5 P80 BE80A4	155
12.5	390	1.5	110.1	7000	C413_110.1 S1 M1LA4	C413_110.1 S2 ME2SA4	158	C413_110.1 P80 BN80A4	C413_110.1 P80 BE80A4	159
13.5	362	1.7	102.3	7000	C413_102.3 S1 M1LA4	C413_102.3 S2 ME2SA4	158	C413_102.3 P80 BN80A4	C413_102.3 P80 BE80A4	159
13.5	361	1.2	102.2	6500	C363_102.2 S1 M1LA4	C363_102.2 S2 ME2SA4	154	C363_102.2 P80BN80A4	C363_102.2 P80 BE80A4	155
13.6	360	2.8	101.8	10000	C513_101.8 S1 M1LA4	C513_101.8 S2 ME2SA4	162	C513_101.8 P80 BN80A4	C513_101.8 P80 BE80A4	163
14.7	333	0.9	94.2	5500	C323_94.2 S1 M1LA4	C323_94.2 S2 ME2SA4	150	C323_94.2 P80BN80A4	C323_94.2 P80 BE80A4	151
14.8	330	1.8	93.3	7000	C413_93.3 S1 M1LA4	C413_93.3 S2 ME2SA4	158	C413_93.3 P80 BN80A4	C413_93.3 P80 BE80A4	159
14.8	329	3.0	93.0	10000	C513_93.0 S1 M1LA4	C513_93.0 S2 ME2SA4	162	C513_93.0 P80 BN80A4	C513_93.0 P80 BE80A4	163
15.0	325	1.4	91.9	6500	C363_91.9 S1 M1LA4	C363_91.9 S2 ME2SA4	154	C363_91.9 P80BN80A4	C363_91.9 P80 BE80A4	155
16.6	294	1.5	83.1	6500	C363_83.1 S1 M1LA4	C363_83.1 S2 ME2SA4	154	C363_83.1 P80BN80A4	C363_83.1 P80 BE80A4	155
16.7	292	1.0	82.6	5500	C323_82.6 S1 M1LA4	C323_82.6 S2 ME2SA4	150	C323_82.6 P80BN80A4	C323_82.6 P80 BE80A4	151
16.9	289	2.1	81.5	7000	C413_81.5 S1 M1LA4	C413_81.5 S2 ME2SA4	158	C413_81.5 P80 BN80A4	C413_81.5 P80 BE80A4	159
17.5	284	1.1	52.4	5500	C322_52.4 S2 M2SA6		150	C322_52.4 P80 BN80B6		151
17.8	274	1.6	77.6	6500	C363_77.6 S1 M1LA4	C363_77.6 S2 ME2SA4	154	C363_77.6 P80BN80A4	C363_77.6 P80 BE80A4	155
18.5	264	1.1	74.7	5500	C323_74.7 S1 M1LA4	C323_74.7 S2 ME2SA4	150	C323_74.7 P80BN80A4	C323_74.7 P80 BE80A4	151
18.6	263	2.3	74.4	7000	C413_74.4 S1 M1LA4	C413_74.4 S2 ME2SA4	158	C413_74.4 P80 BN80A4	C413_74.4 P80 BE80A4	159
19.5	250	1.8	70.8	6500	C363_70.8 S1 M1LA4	C363_70.8 S2 ME2SA4	154	C363_70.8 P80BN80A4	C363_70.8 P80 BE80A4	155
20.7	241	0.9	66.8	5500				C322_66.8 P80BN80A4	C322_66.8 P80 BE80A4	151
21.5	228	2.6	64.3	7000	C413_64.3 S1 M1LA4	C413_64.3 S2 ME2SA4	158	C413_64.3 P80 BN80A4	C413_64.3 P80 BE80A4	159
22.2	219	2.1	62.0	6500	C363_62.0 S1 M1LA4	C363_62.0 S2 ME2SA4	154	C363_62.0 P80BN80A4	C363_62.0 P80 BE80A4	155
22.6	221	1.4	40.7	5500	C322_40.7 S2 M2SA6		150	C322_40.7 P80 BN80B6		151
23.0	212	0.9	60.0	4280	C223_60.0 S1 M1LA4	C223_60.0 S2 ME2SA4	146	C223_60.0 P80BN80A4	C223_60.0 P80 BE80A4	147
23.2	214	1.0	59.4	5500	C322_59.4 S1 M1LA4	C322_59.4 S2 ME2SA4	150	C322_59.4 P80BN80A4	C322_59.4 P80 BE80A4	151
23.5	208	2.9	58.7	7000	C413_58.7 S1 M1LA4	C413_58.7 S2 ME2SA4	158	C413_58.7 P80 BN80A4	C413_58.7 P80 BE80A4	159
24.6	198	2.3	56.2	6500	C363_56.2 S1 M1LA4	C363_56.2 S2 ME2SA4	154	C363_56.2 P80BN80A4	C363_56.2 P80 BE80A4	155
26.3	189	1.6	52.4	5500	C322_52.4 S1 M1LA4	C322_52.4 S2 ME2SA4	150	C322_52.4 P80BN80A4	C322_52.4 P80 BE80A4	151
26.8	182	3.3	51.5	7000	C413_51.5 S1 M1LA4	C413_51.5 S2 ME2SA4	158	C413_51.5 P80 BN80A4	C413_51.5 P80 BE80A4	159
27.8	180	1.1	33.1	4270	C222_33.1 S2 M2SA6		146	C222_33.1 P80 BN80B6		147
28.7	170	2.6	48.2	6500	C363_48.2 S1 M1LA4	C363_48.2 S2 ME2SA4	154	C363_48.2 P80BN80A4	C363_48.2 P80 BE80A4	155
30	163	1.8	45.3	5500	C322_45.3 S1 M1LA4	C322_45.3 S2 ME2SA4	150	C322_45.3 P80BN80A4	C322_45.3 P80 BE80A4	151
31	162	3.1	44.8	7000	C412_44.8 S1 M1LA4	C412_44.8 S2 ME2SA4	158	C412_44.8 P80 BN80A4	C412_44.8 P80 BE80A4	159
32	154	2.9	43.5	6500	C363_43.5 S1 M1LA4	C363_43.5 S2 ME2SA4	154	C363_43.5 P80BN80A4	C363_43.5 P80 BE80A4	155
32	156	1.2	43.3	4190	C222_43.3 S1 M1LA4	C222_43.3 S2 ME2SA4	146	C222_43.3 P80BN80A4	C222_43.3 P80 BE80A4	147
34	147	2.0	40.7	5500	C322_40.7 S1 M1LA4	C322_40.7 S2 ME2SA4	150	C322_40.7 P80BN80A4	C322_40.7 P80 BE80A4	151
36	135	3.3	38.1	6500	C363_38.1 S1 M1LA4	C363_38.1 S2 ME2SA4	154	C363_38.1 P80BN80A4	C363_38.1 P80 BE80A4	155
38	133	1.5	36.8	4070	C222_36.8 S1 M1LA4	C222_36.8 S2 ME2SA4	146	C222_36.8 P80BN80A4	C222_36.8 P80 BE80A4	147
38	130	2.3	36.1	5500	C322_36.1 S1 M1LA4	C322_36.1 S2 ME2SA4	150	C322_36.1 P80BN80A4	C322_36.1 P80 BE80A4	151
42	119	1.7	33.1	3970	C222_33.1 S1 M1LA4	C222_33.1 S2 ME2SA4	146	C222_33.1 P80BN80A4	C222_33.1 P80 BE80A4	147
42	119	2.5	33.1	5500	C322_33.1 S1 M1LA4	C322_33.1 S2 ME2SA4	150	C322_33.1 P80BN80A4	C322_33.1 P80 BE80A4	151
46	107	2.8	29.8	5500	C322_29.8 S1 M1LA4	C322_29.8 S2 ME2SA4	150	C322_29.8 P80BN80A4	C322_29.8 P80 BE80A4	151
47	107	1.9	29.6	3890	C222_29.6 S1 M1LA4	C222_29.6 S2 ME2SA4	146	C222_29.6 P80BN80A4	C222_29.6 P80 BE80A4	147



0.55 kW

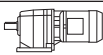



n ₂ min-1	M ₂ Nm	S	i	R _{n2} N						
					IE1	IE2		IE1	IE2	
47	106	0.8	29.5	1820	C122_29.5 S1 M1LA4	C122_29.5 S2 ME2SA4	142	C122_29.5 P80BN80A4	C122_29.5 P80 BE80A4	143
51	98	2.0	27.2	3860	C222_27.2 S1 M1LA4	C222_27.2 S2 ME2SA4	146	C222_27.2 P80BN80A4	C222_27.2 P80 BE80A4	147
51	97	3.1	26.9	5500	C322_26.9 S1 M1LA4	C322_26.9 S2 ME2SA4	150	C322_26.9 P80BN80A4	C322_26.9 P80 BE80A4	151
54	92	1.0	25.4	2000	C122_25.4 S1 M1LA4	C122_25.4 S2 ME2SA4	142	C122_25.4 P80BN80A4	C122_25.4 P80 BE80A4	143
55	91	3.3	25.1	5500	C322_25.1 S1 M1LA4	C322_25.1 S2 ME2SA4	150	C322_25.1 P80BN80A4	C322_25.1 P80 BE80A4	151
57	88	2.3	24.3	3720	C222_24.3 S1 M1LA4	C222_24.3 S2 ME2SA4	146	C222_24.3 P80BN80A4	C222_24.3 P80 BE80A4	147
59	84	1.0	23.2	2000	C122_23.2 S1 M1LA4	C122_23.2 S2 ME2SA4	142	C122_23.2 P80BN80A4	C122_23.2 P80 BE80A4	143
64	77	2.5	21.5	3700	C222_21.5 S1 M1LA4	C222_21.5 S2 ME2SA4	146	C222_21.5 P80BN80A4	C222_21.5 P80 BE80A4	147
67	74	1.1	20.6	2000	C122_20.6 S1 M1LA4	C122_20.6 S2 ME2SA4	142	C122_20.6 P80BN80A4	C122_20.6 P80 BE80A4	143
69	72	2.6	20.0	3560	C222_20.0 S1 M1LA4	C222_20.0 S2 ME2SA4	146	C222_20.0 P80BN80A4	C222_20.0 P80 BE80A4	147
75	66	1.2	18.4	2000	C122_18.4 S1 M1LA4	C122_18.4 S2 ME2SA4	142	C122_18.4 P80BN80A4	C122_18.4 P80 BE80A4	143
76	65	2.8	18.1	3500	C222_18.1 S1 M1LA4	C222_18.1 S2 ME2SA4	146	C222_18.1 P80BN80A4	C222_18.1 P80 BE80A4	147
80	62	1.2	17.2	2000	C122_17.2 S1 M1LA4	C122_17.2 S2 ME2SA4	142	C122_17.2 P80BN80A4	C122_17.2 P80 BE80A4	143
87	57	3.1	15.8	3350	C222_15.8 S1 M1LA4	C222_15.8 S2 ME2SA4	146	C222_15.8 P80BN80A4	C222_15.8 P80 BE80A4	147
89	56	1.3	15.4	2000	C122_15.4 S1 M1LA4	C122_15.4 S2 ME2SA4	142	C122_15.4 P80BN80A4	C122_15.4 P80 BE80A4	143
95	53	3.2	14.5	3300	C222_14.5 S1 M1LA4	C222_14.5 S2 ME2SA4	146	C222_14.5 P80BN80A4	C222_14.5 P80 BE80A4	147
103	48	1.4	13.4	1990	C122_13.4 S1 M1LA4	C122_13.4 S2 ME2SA4	142	C122_13.4 P80BN80A4	C122_13.4 P80 BE80A4	143
116	43	1.6	11.9	1920	C122_11.9 S1 M1LA4	C122_11.9 S2 ME2SA4	142	C122_11.9 P80BN80A4	C122_11.9 P80 BE80A4	143
121	41	1.6	7.6	1910	C122_7.6 S2 M2SA6		142	C122_7.6 P80 BN80B6		143
123	40	1.0	11.2	480	C052_11.2 S1 M1LA4	C052_11.2 S2 ME2SA4	141			
137	36	1.7	10.1	1850	C122_10.1 S1 M1LA4	C122_10.1 S2 ME2SA4	142	C122_10.1 P80BN80A4	C122_10.1 P80 BE80A4	143
151	33	3.3	6.1	2860	C222_6.1 S2 M2SA6		146	C222_6.1 P80 BN80B6		147
156	32	1.9	8.8	1780	C122_8.8 S1 M1LA4	C122_8.8 S2 ME2SA4	142	C122_8.8 P80BN80A4	C122_8.8 P80 BE80A4	143
181	28	2.0	7.6	1720	C122_7.6 S1 M1LA4	C122_7.6 S2 ME2SA4	142	C122_7.6 P80BN80A4	C122_7.6 P80 BE80A4	143
186	27	1.1	7.4	460	C052_7.4 S1 M1LA4	C052_7.4 S2 ME2SA4	141			
206	24	1.2	6.7	450	C052_6.7 S1 M1LA4	C052_6.7 S2 ME2SA4	141			
221	22	2.4	6.2	1590	C122_6.2 S1 M1LA4	C122_6.2 S2 ME2SA4	142	C122_6.2 P80BN80A4	C122_6.2 P80 BE80A4	143
237	21	2.5	11.9	1580	C122_11.9 S1 M1SD2		142	C122_11.9 P71 BN71B2		143
246	20	2.5	5.6	1540	C122_5.6 S1 M1LA4	C122_5.6 S2 ME2SA4	142	C122_5.6 P80BN80A4	C122_5.6 P80 BE80A4	143
251	20	1.5	5.5	430	C052_5.5 S1 M1LA4	C052_5.5 S2 ME2SA4	141			
279	18	2.7	10.1	1530	C122_10.1 S1 M1SD2		142	C122_10.1 P71 BN71B2		143
283	18	2.7	4.9	1490	C122_4.9 S1 M1LA4	C122_4.9 S2 ME2SA4	142	C122_4.9 P80BN80A4	C122_4.9 P80 BE80A4	143
320	16	3.0	8.8	1470	C122_8.8 S1 M1SD2		142	C122_8.8 P71 BN71B2		143
320	16	2.9	4.3	1420	C122_4.3 S1 M1LA4	C122_4.3 S2 ME2SA4	142	C122_4.3 P80BN80A4	C122_4.3 P80 BE80A4	143
369	14	3.3	7.6	1410	C122_7.6 S1 M1SD2		142	C122_7.6 P71 BN71B2		143
378	13	3.2	3.7	1370	C122_3.7 S1 M1LA4	C122_3.7 S2 ME2SA4	142	C122_3.7 P80BN80A4	C122_3.7 P80 BE80A4	143
451	11	3.8	6.2	1300	C122_6.2 S1 M1SD2		142	C122_6.2 P71 BN71B2		143
504	10	4.0	5.6	1260	C122_5.6 S1 M1SD2		142	C122_5.6 P71 BN71B2		143
577	9	4.4	4.9	1210	C122_4.9 S1 M1SD2		142	C122_4.9 P71 BN71B2		143
656	8	4.7	4.3	1170	C122_4.3 S1 M1SD2		142	C122_4.3 P71 BN71B2		143
770	6	5.2	3.7	1110	C122_3.7 S1 M1SD2		142	C122_3.7 P71 BN71B2		143
881	6	5.7	3.2	990	C122_3.2 S1 M1SD2		142	C122_3.2 P71 BN71B2		143
1007	5	6.1	2.8	950	C122_2.8 S1 M1SD2		142	C122_2.8 P71 BN71B2		143

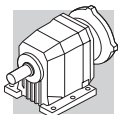
0.55 kW

n ₂ min-1	M ₂ Nm	S	i	R _{n2} N						
					IE3	IE3		IE3	IE3	
0.74	6442	1.1	1240	60000						
0.85	5616	2.1	1081	85000						
1.0	4792	1.5	922.3	60000						
1.1	4381	0.9	1274	35000				C804_1274 P80 BXN80MA4		174
1.1	4295	1.7	1240	60000				C904_1240 P80 BXN80MA4		177
1.3	3549	1.1	1032	35000				C804_1032 P80 BXN80MA4		174
1.4	3484	2.1	1006	60000				C904_1006 P80 BXN80MA4		177
1.6	2939	1.4	854.6	35000				C804_854.6 P80 BXN80MA4		174
1.6	2923	2.5	844.0	65000				C904_844.0 P80 BXN80MA4		177
1.9	2531	0.9	736.0	25000				C704_736.0 P80 BXN80MA4		171
1.9	2492	1.6	724.7	35000				C804_724.7 P80 BXN80MA4		174
2.1	2284	1.8	664.3	35000				C804_664.3 P80 BXN80MA4		174
2.1	2260	1.0	657.3	25000				C704_657.3 P80 BXN80MA4		171
2.4	1978	0.8	571.2	16000				C614_571.2 P80 BXN80MA4		167

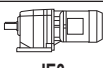



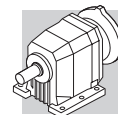
0.55 kW

n ₂ min ⁻¹	M ₂ Nm	S	i	R _{n2} N	 IE3	 IEC	 IE3	 IEC
2.5	1907	1.2	554.7	25000			C704_554.7 P80 BXN80MA4	171
2.6	1820	2.2	529.3	35000			C804_529.3 P80 BXN80MA4	174
3.0	1600	1.0	462.0	16000			C614_462.0 P80 BXN80MA4	167
3.1	1566	2.6	455.4	35000			C804_455.4 P80 BXN80MA4	174
3.1	1525	1.5	443.5	25000			C704_443.5 P80 BXN80MA4	171
3.3	1460	1.1	421.5	16000			C614_421.5 P80 BXN80MA4	167
3.6	1315	0.8	379.6	10000			C514_379.6 P80 BXN80MA4	163
3.7	1282	1.2	370.1	16000			C614_370.1 P80 BXN80MA4	167
3.8	1254	3.2	364.7	35000			C804_364.7 P80 BXN80MA4	174
4.0	1184	1.9	344.3	25000			C704_344.3 P80 BXN80MA4	171
4.1	1170	1.4	337.7	16000			C614_337.7 P80 BXN80MA4	167
4.2	1130	0.9	326.1	10000			C514_326.1 P80 BXN80MA4	163
4.6	1031	1.0	297.8	10000			C514_297.8 P80 BXN80MA4	163
5.0	953	1.7	275.3	16000			C614_275.3 P80 BXN80MA4	167
5.1	936	2.5	272.2	25000			C704_272.2 P80 BXN80MA4	171
5.2	914	1.1	263.8	10000			C514_263.8 P80 BXN80MA4	163
5.7	834	1.2	240.9	10000			C514_240.9 P80 BXN80MA4	163
5.8	847	2.7	239.3	25000			C703_239.3 P80 BXN80MA4	171
5.8	825	1.9	238.3	16000			C614_238.3 P80 BXN80MA4	167
6.2	782	2.9	220.9	25000			C703_220.9 P80 BXN80MA4	171
6.3	753	2.1	217.4	16000			C614_217.4 P80 BXN80MA4	167
6.4	767	1.3	216.7	10000			C513_216.7 P80 BXN80MA4	163
7.0	700	1.4	197.9	10000			C513_197.9 P80 BXN80MA4	163
7.0	693	2.3	195.8	16000			C613_195.8 P80 BXN80MA4	166
7.1	687	3.3	194.1	25000			C703_194.1 P80 BXN80MA4	171
7.7	637	0.9	179.9	7000			C413_179.9 P80 BXN80MA4	159
7.7	632	2.5	178.6	16000			C613_178.6 P80 BXN80MA4	166
7.9	622	1.6	175.8	10000			C513_175.8 P80 BXN80MA4	163
8.4	582	2.7	164.5	16000			C613_164.5 P80 BXN80MA4	166
8.4	581	1.0	164.1	7000			C413_164.1 P80 BXN80MA4	159
8.6	568	1.8	160.5	10000			C513_160.5 P80 BXN80MA4	163
9.2	531	3.0	150.0	16000			C613_150.0 P80 BXN80MA4	166
9.4	522	1.9	147.4	10000			C513_147.4 P80 BXN80MA4	163
9.5	516	1.2	145.6	7000			C413_145.6 P80 BXN80MA4	159
9.8	497	3.2	140.5	16000			C613_140.5 P80 BXN80MA4	166
9.9	494	0.9	139.8	6500			C363_139.8 P80 BXN80MA4	155
10.3	477	2.1	134.6	10000			C513_134.6 P80 BXN80MA4	163
10.4	470	1.3	132.9	7000			C413_132.9 P80 BXN80MA4	159
11.0	445	1.0	125.8	6500			C363_125.8 P80 BXN80MA4	155
11.1	440	2.3	124.4	10000			C513_124.4 P80 BXN80MA4	163
11.4	427	1.4	120.6	7000			C413_120.6 P80 BXN80MA4	159
12.1	402	2.5	113.6	10000			C513_113.6 P80 BXN80MA4	163
12.4	394	1.1	111.5	6500			C363_111.5 P80 BXN80MA4	155
12.5	390	1.5	110.1	7000			C413_110.1 P80 BXN80MA4	159
13.5	362	1.7	102.3	7000			C413_102.3 P80 BXN80MA4	159
13.5	361	1.2	102.2	6500			C363_102.2 P80 BXN80MA4	155
13.6	360	2.8	101.8	10000			C513_101.8 P80 BXN80MA4	163
14.7	333	0.9	94.2	5500	C323_94.2 S20 MXN20MA4	150	C323_94.2 P80 BXN80MA4	151
14.8	330	1.8	93.3	7000			C413_93.3 P80 BXN80MA4	159
14.8	329	3.0	93.0	10000			C513_93.0 P80 BXN80MA4	163
15.0	325	1.4	91.9	6500			C363_91.9 P80 BXN80MA4	155
16.6	294	1.5	83.1	6500			C363_83.1 P80 BXN80MA4	155
16.7	292	1.0	82.6	5500	C323_82.6 S20 MXN20MA4	150	C323_82.6 P80 BXN80MA4	151
16.9	289	2.1	81.5	7000			C413_81.5 P80 BXN80MA4	159
17.5	284	1.1	52.4	5500				
17.8	274	1.6	77.6	6500			C363_77.6 P80 BXN80MA4	155
18.5	264	1.1	74.7	5500	C323_74.7 S20 MXN20MA4	150	C323_74.7 P80 BXN80MA4	151
18.6	263	2.3	74.4	7000			C413_74.4 P80 BXN80MA4	159
19.5	250	1.8	70.8	6500			C363_70.8 P80 BXN80MA4	155
20.7	241	0.9	66.8	5500			C322_66.8 P80 BXN80MA4	151
21.5	228	2.6	64.3	7000			C413_64.3 P80 BXN80MA4	159
22.2	219	2.1	62.0	6500			C363_62.0 P80 BXN80MA4	155
22.6	221	1.4	40.7	5500				
23.0	212	0.9	60.0	4280	C223_60.0 S20 MXN20MA4	146	C223_60.0 P80 BXN80MA4	147
23.2	214	1.0	59.4	5500			C322_59.4 P80 BXN80MA4	151

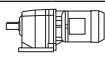





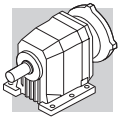
0.55 kW

n ₂ min ⁻¹	M ₂ Nm	S	i	R _{n2} N	 IE3		 IE3	
23.5	208	2.9	58.7	7000			C413_58.7 P80 BXN80MA4	159
24.6	198	2.3	56.2	6500			C363_56.2 P80 BXN80MA4	155
26.3	189	1.6	52.4	5500			C322_52.4 P80 BXN80MA4	151
26.8	182	3.3	51.5	7000			C413_51.5 P80 BXN80MA4	159
27.8	180	1.1	33.1	4270				
28.7	170	2.6	48.2	6500			C363_48.2 P80 BXN80MA4	155
30	163	1.8	45.3	5500			C322_45.3 P80 BXN80MA4	151
31	162	3.1	44.8	7000			C412_44.8 P80 BXN80MA4	159
32	154	2.9	43.5	6500			C363_43.5 P80 BXN80MA4	155
32	156	1.2	43.3	4190	C222_43.3 S20 MXN20MA4	146	C222_43.3 P80 BXN80MA4	147
34	147	2.0	40.7	5500			C322_40.7 P80 BXN80MA4	151
36	135	3.3	38.1	6500			C363_38.1 P80 BXN80MA4	155
38	133	1.5	36.8	4070	C222_36.8 S20 MXN20MA4	146	C222_36.8 P80 BXN80MA4	147
38	130	2.3	36.1	5500			C322_36.1 P80 BXN80MA4	151
42	119	1.7	33.1	3970	C222_33.1 S20 MXN20MA4	146	C222_33.1 P80 BXN80MA4	147
42	119	2.5	33.1	5500			C322_33.1 P80 BXN80MA4	151
46	107	2.8	29.8	5500			C322_29.8 P80 BXN80MA4	151
47	107	1.9	29.6	3890	C222_29.6 S20 MXN20MA4	146	C222_29.6 P80 BXN80MA4	147
47	106	0.8	29.5	1820	C122_29.5 S20 MXN20MA4	142	C122_29.5 P80 BXN80MA4	143
51	98	2.0	27.2	3860	C222_27.2 S20 MXN20MA4	146	C222_27.2 P80 BXN80MA4	147
51	97	3.1	26.9	5500			C322_26.9 P80 BXN80MA4	151
54	92	1.0	25.4	2000	C122_25.4 S20 MXN20MA4	142	C122_25.4 P80 BXN80MA4	143
55	91	3.3	25.1	5500			C322_25.1 P80 BXN80MA4	151
57	88	2.3	24.3	3720	C222_24.3 S20 MXN20MA4	146	C222_24.3 P80 BXN80MA4	147
59	84	1.0	23.2	2000	C122_23.2 S20 MXN20MA4	142	C122_23.2 P80 BXN80MA4	143
64	77	2.5	21.5	3700	C222_21.5 S20 MXN20MA4	146	C222_21.5 P80 BXN80MA4	147
67	74	1.1	20.6	2000	C122_20.6 S20 MXN20MA4	142	C122_20.6 P80 BXN80MA4	143
69	72	2.6	20.0	3560	C222_20.0 S20 MXN20MA4	146	C222_20.0 P80 BXN80MA4	147
75	66	1.2	18.4	2000	C122_18.4 S20 MXN20MA4	142	C122_18.4 P80 BXN80MA4	143
76	65	2.8	18.1	3500	C222_18.1 S20 MXN20MA4	146	C222_18.1 P80 BXN80MA4	147
80	62	1.2	17.2	2000	C122_17.2 S20 MXN20MA4	142	C122_17.2 P80 BXN80MA4	143
87	57	3.1	15.8	3350	C222_15.8 S20 MXN20MA4	146	C222_15.8 P80 BXN80MA4	147
89	56	1.3	15.4	2000	C122_15.4 S20 MXN20MA4	142	C122_15.4 P80 BXN80MA4	143
95	53	3.2	14.5	3300	C222_14.5 S20 MXN20MA4	146	C222_14.5 P80 BXN80MA4	147
103	48	1.4	13.4	1990	C122_13.4 S20 MXN20MA4	142	C122_13.4 P80 BXN80MA4	143
116	43	1.6	11.9	1920	C122_11.9 S20 MXN20MA4	142	C122_11.9 P80 BXN80MA4	143
121	41	1.6	7.6	1910				
123	40	1.0	11.2	480				
137	36	1.7	10.1	1850	C122_10.1 S20 MXN20MA4	142	C122_10.1 P80 BXN80MA4	143
151	33	3.3	6.1	2860				
156	32	1.9	8.8	1780	C122_8.8 S20 MXN20MA4	142	C122_8.8 P80 BXN80MA4	143
181	28	2.0	7.6	1720	C122_7.6 S20 MXN20MA4	142	C122_7.6 P80 BXN80MA4	143
186	27	1.1	7.4	460				
206	24	1.2	6.7	450				
221	22	2.4	6.2	1590	C122_6.2 S20 MXN20MA4	142	C122_6.2 P80 BXN80MA4	143
237	21	2.5	11.9	1580				
246	20	2.5	5.6	1540	C122_5.6 S20 MXN20MA4	142	C122_5.6 P80 BXN80MA4	143
251	20	1.5	5.5	430				
279	18	2.7	10.1	1530				
283	18	2.7	4.9	1490	C122_4.9 S20 MXN20MA4	142	C122_4.9 P80 BXN80MA4	143
320	16	3.0	8.8	1470				
320	16	2.9	4.3	1420	C122_4.3 S20 MXN20MA4	142	C122_4.3 P80 BXN80MA4	143
369	14	3.3	7.6	1410				
378	13	3.2	3.7	1370	C122_3.7 S20 MXN20MA4	142	C122_3.7 P80 BXN80MA4	143
451	11	3.8	6.2	1300				
504	10	4.0	5.6	1260				
577	9	4.4	4.9	1210				
656	8	4.7	4.3	1170				
770	6	5.2	3.7	1110				
881	6	5.7	3.2	990				
1007	5	6.1	2.8	950				



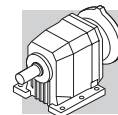
0.75 kW

n ₂ min-1	M ₂ Nm	S	i	R _{n2} N						
					IE2	IE3		IE2	IE3	
0.86	7413	1.6	1081	85000	C1004_1081 S3 ME3SA6		179	C1004_1081 P90 BE90S6		180
0.93	6973	1.0	1006	60000	C904_1006 S3 ME3SA6		176	C904_1006 P90 BE90S6		177
1.2	5582	1.3	1240	60000	C904_1240 S2 ME2SB4	C904_1240 S2 MX2SB4	176	C904_1240 P80 BE80B4	C904_1240 P80 BX80B4	177
1.3	5117	1.4	1137	60000	C904_1137 S2 ME2SB4	C904_1137 S2 MX2SB4	176	C904_1137 P80 BE80B4	C904_1137 P80 BX80B4	177
1.3	4865	2.5	1081	85000	C1004_1081 S2 ME2SB4	C1004_1081 S2 MX2SB4	179	C1004_1081 P80 BE80B4	C1004_1081 P80 BX80B4	180
1.4	4528	1.6	1006	60000	C904_1006 S2 ME2SB4	C904_1006 S2 MX2SB4	176	C904_1006 P80 BE80B4	C904_1006 P80 BX80B4	177
1.4	4517	2.7	1004	85000	C1004_1004 S2 ME2SB4	C1004_1004 S2 MX2SB4	179	C1004_1004 P80 BE80B4	C1004_1004 P80 BX80B4	180
1.5	4256	0.9	945.7	35000	C804_945.7 S2 ME2SB4	C804_945.7 S2 MX2SB4	173	C804_945.7 P80 BE80B4	C804_945.7 P80 BX80B4	174
1.6	4150	1.7	922.3	60000	C904_922.3 S2 ME2SB4	C904_922.3 S2 MX2SB4	176	C904_922.3 P80 BE80B4	C904_922.3 P80 BX80B4	177
1.6	4087	2.9	908.2	85000	C1004_908.2 S2 ME2SB4	C1004_908.2 S2 MX2SB4	179	C1004_908.2 P80 BE80B4	C1004_908.2 P80 BX80B4	180
1.7	3846	1.0	854.6	35000	C804_854.6 S2 ME2SB4	C804_854.6 S2 MX2SB4	173	C804_854.6 P80 BE80B4	C804_854.6 P80 BX80B4	174
1.7	3798	1.9	844.0	6000	C904_844.0 S2 ME2SB4	C904_844.0 S2 MX2SB4	176	C904_844.0 P80 BE80B4	C904_844.0 P80 BX80B4	177
1.8	3525	1.1	783.4	35000	C804_783.4 S2 ME2SB4	C804_783.4 S2 MX2SB4	173	C804_783.4 P80 BE80B4	C804_783.4 P80 BX80B4	174
1.8	3481	2.1	773.6	60000	C904_773.6 S2 ME2SB4	C904_773.6 S2 MX2SB4	176	C904_773.6 P80 BE80B4	C904_773.6 P80 BX80B4	177
2.0	3261	1.2	724.7	35000	C804_724.7 S2 ME2SB4	C804_724.7 S2 MX2SB4	173	C804_724.7 P80 BE80B4	C804_724.7 P80 BX80B4	174
2.0	3205	2.2	712.2	60000	C904_712.2 S2 ME2SB4	C904_712.2 S2 MX2SB4	176	C904_712.2 P80 BE80B4	C904_712.2 P80 BX80B4	177
2.2	2989	1.3	664.3	35000	C804_664.3 S2 ME2SB4	C804_664.3 S2 MX2SB4	173	C804_664.3 P80 BE80B4	C804_664.3 P80 BX80B4	174
2.2	2938	2.5	652.8	60000	C904_652.8 S2 ME2SB4	C904_652.8 S2 MX2SB4	176	C904_652.8 P80 BE80B4	C904_652.8 P80 BX80B4	177
2.5	2623	2.7	582.8	60000	C904_582.8 S2 ME2SB4	C904_582.8 S2 MX2SB4	176	C904_582.8 P80 BE80B4	C904_582.8 P80 BX80B4	177
2.5	2598	1.5	577.4	35000	C804_577.4 S2 ME2SB4	C804_577.4 S2 MX2SB4	173	C804_577.4 P80 BE80B4	C804_577.4 P80 BX80B4	174
2.6	2496	0.9	554.7	25000	C704_554.7 S2 ME2SB4	C704_554.7 S2 MX2SB4	170	C704_554.7 P80 BE80B4	C704_554.7 P80 BX80B4	171
2.7	2404	3.0	534.2	60000	C904_534.2 S2 ME2SB4	C904_534.2 S2 MX2SB4	176	C904_534.2 P80 BE80B4	C904_534.2 P80 BX80B4	177
2.7	2382	1.7	529.3	35000	C804_529.3 S2 ME2SB4	C804_529.3 S2 MX2SB4	173	C804_529.3 P80 BE80B4	C804_529.3 P80 BX80B4	174
2.8	2304	1.0	512.0	25000	C704_512.0 S2 ME2SB4	C704_512.0 S2 MX2SB4	170	C704_512.0 P80 BE80B4	C704_512.0 P80 BX80B4	171
3.1	2049	2.0	455.4	35000	C804_455.4 S2 ME2SB4	C804_455.4 S2 MX2SB4	173	C804_455.4 P80 BE80B4	C804_455.4 P80 BX80B4	174
3.2	1996	1.2	443.5	25000	C704_443.5 S2 ME2SB4	C704_443.5 S2 MX2SB4	170	C704_443.5 P80 BE80B4	C704_443.5 P80 BX80B4	171
3.4	1897	0.8	421.5	16000	C614_421.5 S2 ME2SB4	C614_421.5 S2 MX2SB4	166	C614_421.5 P80 BE80B4	C614_421.5 P80 BX80B4	167
3.4	1879	2.1	417.5	35000	C804_417.5 S2 ME2SB4	C804_417.5 S2 MX2SB4	173	C804_417.5 P80 BE80B4	C804_417.5 P80 BX80B4	174
3.5	1842	1.2	409.4	25000	C704_409.4 S2 ME2SB4	C704_409.4 S2 MX2SB4	170	C704_409.4 P80 BE80B4	C704_409.4 P80 BX80B4	171
3.9	1666	1.0	370.1	16000	C614_370.1 S2 ME2SB4	C614_370.1 S2 MX2SB4	166	C614_370.1 P80 BE80B4	C614_370.1 P80 BX80B4	167
3.9	1696	1.4	239.3	25000	C703_239.3 S3 ME3SA6		170	C703_239.3 P90 BE90S6		171
3.9	1641	2.4	364.7	35000	C804_364.7 S2 ME2SB4	C804_364.7 S2 MX2SB4	173	C804_364.7 P80 BE80B4	C804_364.7 P80 BX80B4	174
4.2	1550	1.5	344.3	25000	C704_344.3 S2 ME2SB4	C704_344.3 S2 MX2SB4	170	C704_344.3 P80 BE80B4	C704_344.3 P80 BX80B4	171
4.2	1520	1.1	337.7	16000	C614_337.7 S2 ME2SB4	C614_337.7 S2 MX2SB4	166	C614_337.7 P80 BE80B4	C614_337.7 P80 BX80B4	167
4.3	1504	2.7	334.3	35000	C804_334.3 S2 ME2SB4	C804_334.3 S2 MX2SB4	173	C804_334.3 P80 BE80B4	C804_334.3 P80 BX80B4	174
4.3	1529	2.6	215.8	35000	C803_215.8 S3 ME3SA6		173	C803_215.8 P90 BE90S6		174
4.5	1430	1.6	317.9	25000	C704_317.9 S2 ME2SB4	C704_317.9 S2 MX2SB4	170	C704_317.9 P80 BE80B4	C704_317.9 P80 BX80B4	171
4.7	1358	1.2	301.7	16000	C614_301.7 S2 ME2SB4	C614_301.7 S2 MX2SB4	166	C614_301.7 P80 BE80B4	C614_301.7 P80 BX80B4	167
4.8	1387	1.2	195.8	16000	C613_195.8 S3 ME3SA6		166	C613_195.8 P90 BE90S6		167
5.2	1239	1.3	275.3	16000	C614_275.3 S2 ME2SB4	C614_275.3 S2 MX2SB4	166	C614_275.3 P80 BE80B4	C614_275.3 P80 BX80B4	167
5.2	1265	1.3	178.6	16000	C613_178.6 S3 ME3SA6		166	C613_178.6 P90 BE90S6		167
5.3	1225	1.9	272.2	25000	C704_272.2 S2 ME2SB4	C704_272.2 S2 MX2SB4	170	C704_272.2 P80 BE80B4	C704_272.2 P80 BX80B4	171
5.4	1187	0.8	263.8	10000	C514_263.8 S2 ME2SB4	C514_263.8 S2 MX2SB4	162	C514_263.8 P80 BE80B4	C514_263.8 P80 BX80B4	163
5.7	1165	1.4	164.5	16000	C613_164.5 S3 ME3SA6		166	C613_164.5 P90 BE90S6		167
5.7	1131	2.0	251.3	25000	C704_251.3 S2 ME2SB4	C704_251.3 S2 MX2SB4	170	C704_251.3 P80 BE80B4	C704_251.3 P80 BX80B4	171
5.9	1084	0.9	240.9	10000	C514_240.9 S2 ME2SB4	C514_240.9 S2 MX2SB4	162	C514_240.9 P80 BE80B4	C514_240.9 P80 BX80B4	163
6.0	1113	2.1	239.3	25000	C703_239.3 S2 ME2SB4	C703_239.3 S2 MX2SB4	170	C703_239.3 P80 BE80B4	C703_239.3 P80 BX80B4	171
6.0	1072	1.5	238.3	16000	C614_238.3 S2 ME2SB4	C614_238.3 S2 MX2SB4	166	C614_238.3 P80 BE80B4	C614_238.3 P80 BX80B4	167
6.5	1027	2.2	220.9	25000	C703_220.9 S2 ME2SB4	C703_220.9 S2 MX2SB4	170	C703_220.9 P80 BE80B4	C703_220.9 P80 BX80B4	171
6.6	978	1.6	217.4	16000	C614_217.4 S2 ME2SB4	C614_217.4 S2 MX2SB4	166	C614_217.4 P80 BE80B4	C614_217.4 P80 BX80B4	167
6.6	1008	1.0	216.7	10000	C513_216.7 S2 ME2SB4	C513_216.7 S2 MX2SB4	162	C513_216.7 P80 BE80B4	C513_216.7 P80 BX80B4	163
7.2	920	1.1	197.9	10000	C513_197.9 S2 ME2SB4	C513_197.9 S2 MX2SB4	162	C513_197.9 P80 BE80B4	C513_197.9 P80 BX80B4	163
7.3	881	1.8	195.8	16000	C613_195.8 S2 ME2SB4	C613_195.8 S2 MX2SB4	166	C613_195.8 P80 BE80B4	C613_195.8 P80 BX80B4	167
7.4	903	2.5	194.1	25000	C703_194.1 S2 ME2SB4	C703_194.1 S2 MX2SB4	170	C703_194.1 P80 BE80B4	C703_194.1 P80 BX80B4	171
8.0	833	2.8	179.2	25000	C703_179.2 S2 ME2SB4	C703_179.2 S2 MX2SB4	170	C703_179.2 P80 BE80B4	C703_179.2 P80 BX80B4	171
8.0	804	2.0	178.6	16000	C613_178.6 S2 ME2SB4	C613_178.6 S2 MX2SB4	166	C613_178.6 P80 BE80B4	C613_178.6 P80 BX80B4	167
8.1	817	1.2	175.8	10000	C513_175.8 S2 ME2SB4	C513_175.8 S2 MX2SB4	162	C513_175.8 P80 BE80B4	C513_175.8 P80 BX80B4	163
8.7	740	2.2	164.5	16000	C613_164.5 S2 ME2SB4	C613_164.5 S2 MX2SB4	166	C613_164.5 P80 BE80B4	C613_164.5 P80 BX80B4	167
8.8	757	3.0	162.8	25000	C703_162.8 S2 ME2SB4	C703_162.8 S2 MX2SB4	170	C703_162.8 P80 BE80B4	C703_162.8 P80 BX80B4	171
8.9	746	1.3	160.5	10000	C513_160.5 S2 ME2SB4	C513_160.5 S2 MX2SB4	162	C513_160.5 P80 BE80B4	C513_160.5 P80 BX80B4	163
9.5	675	2.4	150.0	16000	C613_150.0 S2 ME2SB4	C613_150.0 S2 MX2SB4	166	C613_150.0 P80 BE80B4	C613_150.0 P80 BX80B4	167
9.7	686	1.5	147.4	10000	C513_147.4 S2 ME2SB4	C513_147.4 S2 MX2SB4	162	C513_147.4 P80 BE80B4	C513_147.4 P80 BX80B4	163
10.2	632	2.5	140.5	16000	C613_140.5 S2 ME2SB4	C613_140.5 S2 MX2SB4	166	C613_140.5 P80 BE80B4	C613_140.5 P80 BX80B4	167
10.6	626	1.6	134.6	10000	C513_134.6 S2 ME2SB4	C513_134.6 S2 MX2SB4	162	C513_134.6 P80 BE80B4	C513_134.6 P80 BX80B4	163
10.8	618	1.0	132.9	7000	C413_132.9 S2 ME2SB4	C413_132.9 S2 MX2SB4	158	C413_132.9 P80 BE80B4	C413_132.9 P80 BX80B4	159
11.2	577	2.8	128.1	16000	C613_128.1 S2 ME2SB4	C613_128.1 S2 MX2SB4	166	C613_128.1 P80 BE80B4	C613_128.1 P80 BX80B4	167
11.5	579	1.7	124.4	10000	C513_124.4 S2 ME2SB4	C513_124.4 S2 MX2SB4	162	C513_124.4 P80 BE80B4	C513_124.4 P80 BX80B4	163
11.9	561	1.1	120.6	7000	C413_120.6 S2 ME2SB4	C413_120.6 S2 MX2SB4	158	C413_120.6 P80 BE80B4	C413_120.6 P80 BX80B4	159
12.6	511	3.1	113.6	16000	C613_113.6 S2 ME2SB4	C613_113.6 S2 MX2SB4	166	C613_113.6 P80 BE80B4	C613_113.6 P80 BX80B4	167

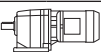





0.75 kW

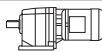



n ₂ min-1	M ₂ Nm	S	i	R _{n2} N						
					IE2	IE3		IE2	IE3	
12.6	528	1.9	113.6	10000	C513_113.6 S2 ME2SB4	C513_113.6 S2 MX2SB4	162	C513_113.6 P80 BE80B4	C513_113.6 P80 BX80B4	163
13.0	512	1.2	110.1	7000	C413_110.1 S2 ME2SB4	C413_110.1 S2 MX2SB4	158	C413_110.1 P80 BE80B4	C413_110.1 P80 BX80B4	159
13.8	466	3.4	103.6	16000	C613_103.6 S2 ME2SB4	C613_103.6 S2 MX2SB4	166	C613_103.6 P80 BE80B4	C613_103.6 P80 BX80B4	167
14.0	476	1.3	102.3	7000	C413_102.3 S2 ME2SB4	C413_102.3 S2 MX2SB4	158	C413_102.3 P80 BE80B4	C413_102.3 P80 BX80B4	159
14.0	475	0.9	102.2	6500	C363_102.2 S2 ME2SB4	C363_102.2 S2 MX2SB4	154	C363_102.2 P80 BE80B4	C363_102.2 P80 BX80B4	155
14.0	473	2.1	101.8	10000	C513_101.8 S2 ME2SB4	C513_101.8 S2 MX2SB4	162	C513_101.8 P80 BE80B4	C513_101.8 P80 BX80B4	163
15.3	434	1.4	93.3	7000	C413_93.3 S2 ME2SB4	C413_93.3 S2 MX2SB4	158	C413_93.3 P80 BE80B4	C413_93.3 P80 BX80B4	159
15.4	432	2.3	93.0	10000	C513_93.0 S2 ME2SB4	C513_93.0 S2 MX2SB4	162	C513_93.0 P80 BE80B4	C513_93.0 P80 BX80B4	163
15.6	427	1.1	91.9	6500	C363_91.9 S2 ME2SB4	C363_91.9 S2 MX2SB4	154	C363_91.9 P80 BE80B4	C363_91.9 P80 BX80B4	155
17.2	387	1.2	83.1	6500	C363_83.1 S2 ME2SB4	C363_83.1 S2 MX2SB4	154	C363_83.1 P80 BE80B4	C363_83.1 P80 BX80B4	155
17.5	379	1.6	81.5	7000	C413_81.5 S2 ME2SB4	C413_81.5 S2 MX2SB4	158	C413_81.5 P80 BE80B4	C413_81.5 P80 BX80B4	159
17.9	371	2.7	79.9	10000	C513_79.9 S2 ME2SB4	C513_79.9 S2 MX2SB4	162	C513_79.9 P80 BE80B4	C513_79.9 P80 BX80B4	163
18.4	361	1.2	77.6	6500	C363_77.6 S2 ME2SB4	C363_77.6 S2 MX2SB4	154	C363_77.6 P80 BE80B4	C363_77.6 P80 BX80B4	155
19.2	346	1.7	74.4	7000	C413_74.4 S2 ME2SB4	C413_74.4 S2 MX2SB4	158	C413_74.4 P80 BE80B4	C413_74.4 P80 BX80B4	159
19.6	339	2.9	72.9	10000	C513_72.9 S2 ME2SB4	C513_72.9 S2 MX2SB4	162	C513_72.9 P80 BE80B4	C513_72.9 P80 BX80B4	163
20.2	329	1.4	70.8	6500	C363_70.8 S2 ME2SB4	C363_70.8 S2 MX2SB4	154	C363_70.8 P80 BE80B4	C363_70.8 P80 BX80B4	155
22.1	300	3.3	64.6	10000	C513_64.6 S2 ME2SB4	C513_64.6 S2 MX2SB4	162	C513_64.6 P80 BE80B4	C513_64.6 P80 BX80B4	163
22.2	299	2.0	64.3	7000	C413_64.3 S2 ME2SB4	C413_64.3 S2 MX2SB4	158	C413_64.3 P80 BE80B4	C413_64.3 P80 BX80B4	159
23.0	295	1.0	40.7	5500	C322_40.7 S3 ME3SA6		150	C322_40.7 P90 BE90S6		151
23.1	288	1.6	62.0	6500	C363_62.0 S2 ME2SB4	C363_62.0 S2 MX2SB4	154	C363_62.0 P80 BE80B4	C363_62.0 P80 BX80B4	155
24.4	273	2.2	58.7	7000	C413_58.7 S2 ME2SB4	C413_58.7 S2 MX2SB4	158	C413_58.7 P80 BE80B4	C413_58.7 P80 BX80B4	159
25.1	271	2.9	57.0	10000	C512_57.0 S2 ME2SB4	C512_57.0 S2 MX2SB4	162	C512_57.0 P80 BE80B4	C512_57.0 P80 BX80B4	163
25.5	261	1.7	56.2	6500	C363_56.2 S2 ME2SB4	C363_56.2 S2 MX2SB4	154	C363_56.2 P80 BE80B4	C363_56.2 P80 BX80B4	155
27.3	249	1.2	52.4	5500	C322_52.4 S2 ME2SB4	C322_52.4 S2 MX2SB4	150	C322_52.4 P80 BE80B4	C322_52.4 P80 BX80B4	151
27.8	239	2.5	51.5	7000	C413_51.5 S2 ME2SB4	C413_51.5 S2 MX2SB4	158	C413_51.5 P80 BE80B4	C413_51.5 P80 BX80B4	159
27.8	244	2.9	51.4	10000	C512_51.4 S2 ME2SB4	C512_51.4 S2 MX2SB4	162	C512_51.4 P80 BE80B4	C512_51.4 P80 BX80B4	163
29.7	224	2.0	48.2	6500	C363_48.2 S2 ME2SB4	C363_48.2 S2 MX2SB4	154	C363_48.2 P80 BE80B4	C363_48.2 P80 BX80B4	155
29.9	227	3.5	47.8	10000	C512_47.8 S2 ME2SB4	C512_47.8 S2 MX2SB4	162	C512_47.8 P80 BE80B4	C512_47.8 P80 BX80B4	163
30	218	2.7	47.0	7000	C413_47.0 S2 ME2SB4	C413_47.0 S2 MX2SB4	158	C413_47.0 P80 BE80B4	C413_47.0 P80 BX80B4	159
32	215	1.4	45.3	5500	C322_45.3 S2 ME2SB4	C322_45.3 S2 MX2SB4	150	C322_45.3 P80 BE80B4	C322_45.3 P80 BX80B4	151
32	213	2.4	44.8	7000	C412_44.8 S2 ME2SB4	C412_44.8 S2 MX2SB4	158	C412_44.8 P80 BE80B4	C412_44.8 P80 BX80B4	159
33	202	2.2	43.5	6500	C363_43.5 S2 ME2SB4	C363_43.5 S2 MX2SB4	154	C363_43.5 P80 BE80B4	C363_43.5 P80 BX80B4	155
33	206	0.9	43.3	3810	C222_43.3 S2 ME2SB4	C222_43.3 S2 MX2SB4	146	C222_43.3 P80 BE80B4	C222_43.3 P80 BX80B4	147
35	193	1.6	40.7	5500	C322_40.7 S2 ME2SB4	C322_40.7 S2 MX2SB4	150	C322_40.7 P80 BE80B4	C322_40.7 P80 BX80B4	151
38	177	2.5	38.1	6500	C363_38.1 S2 ME2SB4	C363_38.1 S2 MX2SB4	154	C363_38.1 P80 BE80B4	C363_38.1 P80 BX80B4	155
39	176	2.8	37.1	7000	C412_37.1 S2 ME2SB4	C412_37.1 S2 MX2SB4	158	C412_37.1 P80 BE80B4	C412_37.1 P80 BX80B4	159
39	175	1.1	36.8	3750	C222_36.8 S2 ME2SB4	C222_36.8 S2 MX2SB4	146	C222_36.8 P80 BE80B4	C222_36.8 P80 BX80B4	147
40	171	1.7	36.1	5500	C322_36.1 S2 ME2SB4	C322_36.1 S2 MX2SB4	150	C322_36.1 P80 BE80B4	C322_36.1 P80 BX80B4	151
41	161	2.8	34.6	6500	C363_34.6 S2 ME2SB4	C363_34.6 S2 MX2SB4	154	C363_34.6 P80 BE80B4	C363_34.6 P80 BX80B4	155
43	159	3.2	33.4	7000	C412_33.4 S2 ME2SB4	C412_33.4 S2 MX2SB4	158	C412_33.4 P80 BE80B4	C412_33.4 P80 BX80B4	159
43	157	1.3	33.1	3680	C222_33.1 S2 ME2SB4	C222_33.1 S2 MX2SB4	146	C222_33.1 P80 BE80B4	C222_33.1 P80 BX80B4	147
43	157	1.9	33.1	5500	C322_33.1 S2 ME2SB4	C322_33.1 S2 MX2SB4	150	C322_33.1 P80 BE80B4	C322_33.1 P80 BX80B4	151
48	141	2.1	29.8	5500	C322_29.8 S2 ME2SB4	C322_29.8 S2 MX2SB4	150	C322_29.8 P80 BE80B4	C322_29.8 P80 BX80B4	151
48	141	1.4	29.6	3630	C222_29.6 S2 ME2SB4	C222_29.6 S2 MX2SB4	146	C222_29.6 P80 BE80B4	C222_29.6 P80 BX80B4	147
50	134	3.4	28.7	6490	C363_28.7 S2 ME2SB4	C363_28.7 S2 MX2SB4	154	C363_28.7 P80 BE80B4	C363_28.7 P80 BX80B4	155
53	129	1.6	27.2	3600	C222_27.2 S2 ME2SB4	C222_27.2 S2 MX2SB4	146	C222_27.2 P80 BE80B4	C222_27.2 P80 BX80B4	147
53	128	2.3	26.9	5500	C322_26.9 S2 ME2SB4	C322_26.9 S2 MX2SB4	150	C322_26.9 P80 BE80B4	C322_26.9 P80 BX80B4	151
57	119	2.5	25.1	5460	C322_25.1 S2 ME2SB4	C322_25.1 S2 MX2SB4	150	C322_25.1 P80 BE80B4	C322_25.1 P80 BX80B4	151
59	115	1.7	24.3	3510	C222_24.3 S2 ME2SB4	C222_24.3 S2 MX2SB4	146	C222_24.3 P80 BE80B4	C222_24.3 P80 BX80B4	147
62	109	2.7	22.9	5300	C322_22.9 S2 ME2SB4	C322_22.9 S2 MX2SB4	150	C322_22.9 P80 BE80B4	C322_22.9 P80 BX80B4	151
67	102	1.9	21.5	3480	C222_21.5 S2 ME2SB4	C222_21.5 S2 MX2SB4	146	C222_21.5 P80 BE80B4	C222_21.5 P80 BX80B4	147
71	95	3.1	20.1	5150	C322_20.1 S2 ME2SB4	C322_20.1 S2 MX2SB4	150	C322_20.1 P80 BE80B4	C322_20.1 P80 BX80B4	151
71	95	2.0	20.0	3380	C222_20.0 S2 ME2SB4	C222_20.0 S2 MX2SB4	146	C222_20.0 P80 BE80B4	C222_20.0 P80 BX80B4	147
79	86	2.1	18.1	3350	C222_18.1 S2 ME2SB4	C222_18.1 S2 MX2SB4	146	C222_18.1 P80 BE80B4	C222_18.1 P80 BX80B4	147
83	82	0.9	17.2	1750	C122_17.2 S2 ME2SB4	C122_17.2 S2 MX2SB4	142	C122_17.2 P80 BE80B4	C122_17.2 P80 BX80B4	143
90	75	2.3	15.8	3210	C222_15.8 S2 ME2SB4	C222_15.8 S2 MX2SB4	146	C222_15.8 P80 BE80B4	C222_15.8 P80 BX80B4	147
93	73	1.0	15.4	1920	C122_15.4 S2 ME2SB4	C122_15.4 S2 MX2SB4	142	C122_15.4 P80 BE80B4	C122_15.4 P80 BX80B4	143
98	69	2.4	14.5	3200	C222_14.5 S2 ME2SB4	C222_14.5 S2 MX2SB4	146	C222_14.5 P80 BE80B4	C222_14.5 P80 BX80B4	147
107	64	1.1	13.4	1870	C122_13.4 S2 ME2SB4	C122_13.4 S2 MX2SB4	142	C122_13.4 P80 BE80B4	C122_13.4 P80 BX80B4	143
115	59	2.7	12.4	3030	C222_12.4 S2 ME2SB4	C222_12.4 S2 MX2SB4	146	C222_12.4 P80 BE80B4	C222_12.4 P80 BX80B4	147
120	56	1.2	11.9	1780	C122_11.9 S2 ME2SB4	C122_11.9 S2 MX2SB4	142	C122_11.9 P80 BE80B4	C122_11.9 P80 BX80B4	143
129	53	2.9	11.1	2980	C222_11.1 S2 ME2SB4	C222_11.1 S2 MX2SB4	146	C222_11.1 P80 BE80B4	C222_11.1 P80 BX80B4	147
142	48	1.3	10.1	1760	C122_10.1 S2 ME2SB4	C122_10.1 S2 MX2SB4	142	C122_10.1 P80 BE80B4	C122_10.1 P80 BX80B4	143
148	46	3.2	9.6	2840	C222_9.6 S2 ME2SB4	C222_9.6 S2 MX2SB4	146	C222_9.6 P80 BE80B4	C222_9.6 P80 BX80B4	147
162	42	1.4	8.8	1700	C122_8.8 S2 ME2SB4	C122_8.8 S2 MX2SB4	142	C122_8.8 P80 BE80B4	C122_8.8 P80 BX80B4	143
165	41	3.4	8.7	2760	C222_8.7 S2 ME2SB4	C222_8.7 S2 MX2SB4	146	C222_8.7 P80 BE80B4	C222_8.7 P80 BX80B4	147
188	36	1.5	7.6	1650	C122_7.6 S2 ME2SB4	C122_7.6 S2 MX2SB4	142	C122_7.6 P80 BE80B4	C122_7.6 P80 BX80B4	143
229	30	1.8	6.2	1530	C122_6.2 S2 ME2SB4	C122_6.2 S2 MX2SB4	142	C122_6.2 P80 BE80B4	C122_6.2 P80 BX80B4	143
240	28	2.4	11.9	1520	C122_11.9 S2 ME2SA2		142	C122_11.9 P80 BE80A2		143

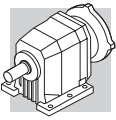


0.75 kW

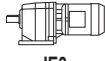

n ₂ min ⁻¹	M ₂ Nm	S	i	R _{n2} N						
					IE2	IE3		IE2	IE3	
255	27	1.9	5.6	1470	C122_5.6 S2 ME2SB4	C122_5.6 S2 MX2SB4	142	C122_5.6 P80 BE80B4	C122_5.6 P80 BX80B4	143
283	24	2.6	10.1	1490	C122_10.1 S2 ME2SA2		142	C122_10.1 P80 BE80A2		143
294	23	2.1	4.9	1440	C122_4.9 S2 ME2SB4	C122_4.9 S2 MX2SB4	142	C122_4.9 P80 BE80B4	C122_4.9 P80 BX80B4	143
323	21	2.8	8.8	1420	C122_8.8 S2 ME2SA2		142	C122_8.8 P80 BE80A2		143
332	20	2.2	4.3	1370	C122_4.3 S2 ME2SB4	C122_4.3 S2 MX2SB4	142	C122_4.3 P80 BE80B4	C122_4.3 P80 BX80B4	143
374	18	3.1	7.6	1380	C122_7.6 S2 ME2SA2		142	C122_7.6 P80 BE80A2		143
392	17	2.4	3.7	1330	C122_3.7 S2 ME2SB4	C122_3.7 S2 MX2SB4	142	C122_3.7 P80 BE80B4	C122_3.7 P80 BX80B4	143
446	15	2.6	3.2	1280	C122_3.2 S2 ME2SB4	C122_3.2 S2 MX2SB4	142	C122_3.2 P80 BE80B4	C122_3.2 P80 BX80B4	143
457	15	3.6	6.2	1280	C122_6.2 S2 ME2SA2		142	C122_6.2 P80 BE80A2		143
509	13	3.8	5.6	1240	C122_5.6 S2 ME2SA2		142	C122_5.6 P80 BE80A2		143
517	13	2.8	2.8	1230	C122_2.8 S2 ME2SB4	C122_2.8 S2 MX2SB4	142	C122_2.8 P80 BE80B4	C122_2.8 P80 BX80B4	143
585	12	4.1	4.9	1190	C122_4.9 S2 ME2SA2		142	C122_4.9 P80 BE80A2		143
661	10	4.4	4.3	1050	C122_4.3 S2 ME2SA2		142	C122_4.3 P80 BE80A2		143
781	9	4.8	3.7	1090	C122_3.7 S2 ME2SA2		142	C122_3.7 P80 BE80A2		143
889	8	5.2	3.2	1050	C122_3.2 S2 ME2SA2		142	C122_3.2 P80 BE80A2		143
1030	7	5.6	2.8	1010	C122_2.8 S2 ME2SA2		142	C122_2.8 P80 BE80A2		143

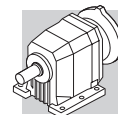
0.75 kW

n ₂ min ⁻¹	M ₂ Nm	S	i	R _{n2} N						
					IE3	IE3		IE3	IE3	
0.86	7413	1.6	1081	85000						
0.93	6973	1.0	1006	60000						
1.2	5582	1.3	1240	60000				C904_1240 P80 BXN80MB4		177
1.3	5117	1.4	1137	60000				C904_1137 P80 BXN80MB4		177
1.3	4865	2.5	1081	85000				C1004_1081 P80 BXN80MB4		180
1.4	4528	1.6	1006	60000				C904_1006 P80 BXN80MB4		177
1.4	4517	2.7	1004	85000				C1004_1004 P80 BXN80MB4		180
1.5	4256	0.9	945.7	35000				C804_945.7 P80 BXN80MB4		174
1.6	4150	1.7	922.3	60000				C904_922.3 P80 BXN80MB4		177
1.6	4087	2.9	908.2	85000				C1004_908.2 P80 BXN80MB4		180
1.7	3846	1.0	854.6	35000				C804_854.6 P80 BXN80MB4		174
1.7	3798	1.9	844.0	6000				C904_844.0 P80 BXN80MB4		177
1.8	3525	1.1	783.4	35000				C804_783.4 P80 BXN80MB4		174
1.8	3481	2.1	773.6	60000				C904_773.6 P80 BXN80MB4		177
2.0	3261	1.2	724.7	35000				C804_724.7 P80 BXN80MB4		174
2.0	3205	2.2	712.2	60000				C904_712.2 P80 BXN80MB4		177
2.2	2989	1.3	664.3	35000				C804_664.3 P80 BXN80MB4		174
2.2	2938	2.5	652.8	60000				C904_652.8 P80 BXN80MB4		177
2.5	2623	2.7	582.8	60000				C904_582.8 P80 BXN80MB4		177
2.5	2598	1.5	577.4	35000				C804_577.4 P80 BXN80MB4		174
2.6	2496	0.9	554.7	25000				C704_554.7 P80 BXN80MB4		171
2.7	2404	3.0	534.2	60000				C904_534.2 P80 BXN80MB4		177
2.7	2382	1.7	529.3	35000				C804_529.3 P80 BXN80MB4		174
2.8	2304	1.0	512.0	25000				C704_512.0 P80 BXN80MB4		171
3.1	2049	2.0	455.4	35000				C804_455.4 P80 BXN80MB4		174
3.2	1996	1.2	443.5	25000				C704_443.5 P80 BXN80MB4		171
3.4	1897	0.8	421.5	16000				C614_421.5 P80 BXN80MB4		167
3.4	1879	2.1	417.5	35000				C804_417.5 P80 BXN80MB4		174
3.5	1842	1.2	409.4	25000				C704_409.4 P80 BXN80MB4		171
3.9	1666	1.0	370.1	16000				C614_370.1 P80 BXN80MB4		167
3.9	1696	1.4	239.3	25000						
3.9	1641	2.4	364.7	35000				C804_364.7 P80 BXN80MB4		174
4.2	1550	1.5	344.3	25000				C704_344.3 P80 BXN80MB4		171
4.2	1520	1.1	337.7	16000				C614_337.7 P80 BXN80MB4		167
4.3	1504	2.7	334.3	35000				C804_334.3 P80 BXN80MB4		174
4.3	1529	2.6	215.8	35000						
4.5	1430	1.6	317.9	25000				C704_317.9 P80 BXN80MB4		171
4.7	1358	1.2	301.7	16000				C614_301.7 P80 BXN80MB4		167
4.8	1387	1.2	195.8	16000						
5.2	1239	1.3	275.3	16000				C614_275.3 P80 BXN80MB4		167
5.2	1265	1.3	178.6	16000						
5.3	1225	1.9	272.2	25000				C704_272.2 P80 BXN80MB4		171
5.4	1187	0.8	263.8	10000				C514_263.8 P80 BXN80MB4		163
5.7	1165	1.4	164.5	16000						

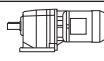





0.75 kW

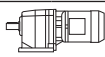



n ₂ min ⁻¹	M ₂ Nm	S	i	R _{n2} N	 IE3	 IEC IE3		
5.7	1131	2.0	251.3	25000			C704_251.3 P80 BXN80MB4	171
5.9	1084	0.9	240.9	10000			C514_240.9 P80 BXN80MB4	163
6.0	1113	2.1	239.3	25000			C703_239.3 P80 BXN80MB4	171
6.0	1072	1.5	238.3	16000			C614_238.3 P80 BXN80MB4	167
6.5	1027	2.2	220.9	25000			C703_220.9 P80 BXN80MB4	171
6.6	978	1.6	217.4	16000			C614_217.4 P80 BXN80MB4	167
6.6	1008	1.0	216.7	10000			C513_216.7 P80 BXN80MB4	163
7.2	920	1.1	197.9	10000			C513_197.9 P80 BXN80MB4	163
7.3	881	1.8	195.8	16000			C613_195.8 P80 BXN80MB4	167
7.4	903	2.5	194.1	25000			C703_194.1 P80 BXN80MB4	171
8.0	833	2.8	179.2	25000			C703_179.2 P80 BXN80MB4	171
8.0	804	2.0	178.6	16000			C613_178.6 P80 BXN80MB4	167
8.1	817	1.2	175.8	10000			C513_175.8 P80 BXN80MB4	163
8.7	740	2.2	164.5	16000			C613_164.5 P80 BXN80MB4	167
8.8	757	3.0	162.8	25000			C703_162.8 P80 BXN80MB4	171
8.9	746	1.3	160.5	10000			C513_160.5 P80 BXN80MB4	163
9.5	675	2.4	150.0	16000			C613_150.0 P80 BXN80MB4	167
9.7	686	1.5	147.4	10000			C513_147.4 P80 BXN80MB4	163
10.2	632	2.5	140.5	16000			C613_140.5 P80 BXN80MB4	167
10.6	626	1.6	134.6	10000			C513_134.6 P80 BXN80MB4	163
10.8	618	1.0	132.9	7000			C413_132.9 P80 BXN80MB4	159
11.2	577	2.8	128.1	16000			C613_128.1 P80 BXN80MB4	167
11.5	579	1.7	124.4	10000			C513_124.4 P80 BXN80MB4	163
11.9	561	1.1	120.6	7000			C413_120.6 P80 BXN80MB4	159
12.6	511	3.1	113.6	16000			C613_113.6 P80 BXN80MB4	167
12.6	528	1.9	113.6	10000			C513_113.6 P80 BXN80MB4	163
13.0	512	1.2	110.1	7000			C413_110.1 P80 BXN80MB4	159
13.8	466	3.4	103.6	16000			C613_103.6 P80 BXN80MB4	167
14.0	476	1.3	102.3	7000			C413_102.3 P80 BXN80MB4	159
14.0	475	0.9	102.2	6500			C363_102.2 P80 BXN80MB4	155
14.0	473	2.1	101.8	10000			C513_101.8 P80 BXN80MB4	163
15.3	434	1.4	93.3	7000			C413_93.3 P80 BXN80MB4	159
15.4	432	2.3	93.0	10000			C513_93.0 P80 BXN80MB4	163
15.6	427	1.1	91.9	6500			C363_91.9 P80 BXN80MB4	155
17.2	387	1.2	83.1	6500			C363_83.1 P80 BXN80MB4	155
17.5	379	1.6	81.5	7000			C413_81.5 P80 BXN80MB4	159
17.9	371	2.7	79.9	10000			C513_79.9 P80 BXN80MB4	163
18.4	361	1.2	77.6	6500			C363_77.6 P80 BXN80MB4	155
19.2	346	1.7	74.4	7000			C413_74.4 P80 BXN80MB4	159
19.6	339	2.9	72.9	10000			C513_72.9 P80 BXN80MB4	163
20.2	329	1.4	70.8	6500			C363_70.8 P80 BXN80MB4	155
22.1	300	3.3	64.6	10000			C513_64.6 P80 BXN80MB4	163
22.2	299	2.0	64.3	7000			C413_64.3 P80 BXN80MB4	159
23.0	295	1.0	40.7	5500				
23.1	288	1.6	62.0	6500			C363_62.0 P80 BXN80MB4	155
24.4	273	2.2	58.7	7000			C413_58.7 P80 BXN80MB4	159
25.1	271	2.9	57.0	10000			C512_57.0 P80 BXN80MB4	163
25.5	261	1.7	56.2	6500			C363_56.2 P80 BXN80MB4	155
27.3	249	1.2	52.4	5500	C322_52.4 S2 MXN20MB4	150	C322_52.4 P80 BXN80MB4	151
27.8	239	2.5	51.5	7000			C413_51.5 P80 BXN80MB4	159
27.8	244	2.9	51.4	10000			C512_51.4 P80 BXN80MB4	163
29.7	224	2.0	48.2	6500			C363_48.2 P80 BXN80MB4	155
29.9	227	3.5	47.8	10000			C512_47.8 P80 BXN80MB4	163
30	218	2.7	47.0	7000			C413_47.0 P80 BXN80MB4	159
32	215	1.4	45.3	5500			C322_45.3 P80 BXN80MB4	151
32	213	2.4	44.8	7000			C412_44.8 P80 BXN80MB4	159
33	202	2.2	43.5	6500			C363_43.5 P80 BXN80MB4	155
33	206	0.9	43.3	3810	C222_43.3 S2 MXN20MB4	146	C222_43.3 P80 BXN80MB4	147
35	193	1.6	40.7	5500			C322_40.7 P80 BXN80MB4	151
38	177	2.5	38.1	6500			C363_38.1 P80 BXN80MB4	155
39	176	2.8	37.1	7000			C412_37.1 P80 BXN80MB4	159
39	175	1.1	36.8	3750	C222_36.8 S2 MXN20MB4	146	C222_36.8 P80 BXN80MB4	147
40	171	1.7	36.1	5500			C322_36.1 P80 BXN80MB4	151
41	161	2.8	34.6	6500			C363_34.6 P80 BXN80MB4	155
43	159	3.2	33.4	7000			C412_33.4 P80 BXN80MB4	159
43	157	1.3	33.1	3680	C222_33.1 S2 MXN20MB4	146	C222_33.1 P80 BXN80MB4	147
43	157	1.9	33.1	5500			C322_33.1 P80 BXN80MB4	151
48	141	2.1	29.8	5500			C322_29.8 P80 BXN80MB4	151
48	141	1.4	29.6	3630	C222_29.6 S2 MXN20MB4	146	C222_29.6 P80 BXN80MB4	147

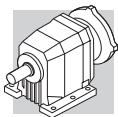


0.75 kW

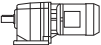



n ₂ min ⁻¹	M ₂ Nm	S	i	R _{n2} N	IE3		IE3	
								
50	134	3.4	28.7	6490			C363_28.7 P80 BXN80MB4	155
53	129	1.6	27.2	3600	C222_27.2 S2 MXN20MB4	146	C222_27.2 P80 BXN80MB4	147
53	128	2.3	26.9	5500			C322_26.9 P80 BXN80MB4	151
57	119	2.5	25.1	5460			C322_25.1 P80 BXN80MB4	151
59	115	1.7	24.3	3510	C222_24.3 S2 MXN20MB4	146	C222_24.3 P80 BXN80MB4	147
62	109	2.7	22.9	5300			C322_22.9 P80 BXN80MB4	151
67	102	1.9	21.5	3480	C222_21.5 S2 MXN20MB4	146	C222_21.5 P80 BXN80MB4	147
71	95	3.1	20.1	5150			C322_20.1 P80 BXN80MB4	151
71	95	2.0	20.0	3380	C222_20.0 S2 MXN20MB4	146	C222_20.0 P80 BXN80MB4	147
79	86	2.1	18.1	3350	C222_18.1 S2 MXN20MB4	146	C222_18.1 P80 BXN80MB4	147
83	82	0.9	17.2	1750	C122_17.2 S2 MXN20MB4	142	C122_17.2 P80 BXN80MB4	143
90	75	2.3	15.8	3210	C222_15.8 S2 MXN20MB4	146	C222_15.8 P80 BXN80MB4	147
93	73	1.0	15.4	1920	C122_15.4 S2 MXN20MB4	142	C122_15.4 P80 BXN80MB4	143
98	69	2.4	14.5	3200	C222_14.5 S2 MXN20MB4	146	C222_14.5 P80 BXN80MB4	147
107	64	1.1	13.4	1870	C122_13.4 S2 MXN20MB4	142	C122_13.4 P80 BXN80MB4	143
115	59	2.7	12.4	3030	C222_12.4 S2 MXN20MB4	146	C222_12.4 P80 BXN80MB4	147
120	56	1.2	11.9	1780	C122_11.9 S2 MXN20MB4	142	C122_11.9 P80 BXN80MB4	143
129	53	2.9	11.1	2980	C222_11.1 S2 MXN20MB4	146	C222_11.1 P80 BXN80MB4	147
142	48	1.3	10.1	1760	C122_10.1 S2 MXN20MB4	142	C122_10.1 P80 BXN80MB4	143
148	46	3.2	9.6	2840	C222_9.6 S2 MXN20MB4	146	C222_9.6 P80 BXN80MB4	147
162	42	1.4	8.8	1700	C122_8.8 S2 MXN20MB4	142	C122_8.8 P80 BXN80MB4	143
165	41	3.4	8.7	2760	C222_8.7 S2 MXN20MB4	146	C222_8.7 P80 BXN80MB4	147
188	36	1.5	7.6	1650	C122_7.6 S2 MXN20MB4	142	C122_7.6 P80 BXN80MB4	143
229	30	1.8	6.2	1530	C122_6.2 S2 MXN20MB4	142	C122_6.2 P80 BXN80MB4	143
240	28	2.4	11.9	1520				
255	27	1.9	5.6	1470	C122_5.6 S2 MXN20MB4	142	C122_5.6 P80 BXN80MB4	143
283	24	2.6	10.1	1490				
294	23	2.1	4.9	1440	C122_4.9 S2 MXN20MB4	142	C122_4.9 P80 BXN80MB4	143
323	21	2.8	8.8	1420				
332	20	2.2	4.3	1370	C122_4.3 S2 MXN20MB4	142	C122_4.3 P80 BXN80MB4	143
374	18	3.1	7.6	1380				
392	17	2.4	3.7	1330	C122_3.7 S2 MXN20MB4	142	C122_3.7 P80 BXN80MB4	143
446	15	2.6	3.2	1280	C122_3.2 S2 MXN20MB4	142	C122_3.2 P80 BXN80MB4	143
457	15	3.6	6.2	1280				
509	13	3.8	5.6	1240				
517	13	2.8	2.8	1230	C122_2.8 S2 MXN20MB4	142		
585	12	4.1	4.9	1190				
661	10	4.4	4.3	1050				
781	9	4.8	3.7	1090				
889	8	5.2	3.2	1050				
1030	7	5.6	2.8	1010				

1.1 kW

n ₂ min ⁻¹	M ₂ Nm	S	i	R _{n2} N	IE2		IE3			
										
0.87	10815	1.1	1081	85000	C1004_1081 S3 ME3LA6		179	C1004_1081 P100 BE100M6	180	
0.94	10043	1.2	1004	85000	C1004_908.2 S3 ME3LA6		179	C1004_908.2 P100 BE100M6	180	
1.3	7573	1.0	1137	60000	C904_1137 S3 ME3SA4	C904_1137 S3 MX3SA4	176	C904_1137 P90 BE90S4	C904_1137 P90 BX90S4	177
1.3	7200	1.7	1081	85000	C1004_1081 S3 ME3SA4	C1004_1081 S3 MX3SA4	179	C1004_1081 P90 BE90S4	C1004_1081 P90 BX90S4	180
1.4	6701	1.1	1006	60000	C904_1006 S3 ME3SA4	C904_1006 S3 MX3SA4	176	C904_1006 P90 BE90S4	C904_1006 P90 BX90S4	177
1.4	6686	1.8	1004	85000	C1004_1004 S3 ME3SA4	C1004_1004 S3 MX3SA4	179	C1004_1004 P90 BE90S4	C1004_1004 P90 BX90S4	180
1.6	6143	1.2	922.3	60000	C904_922.3 S3 ME3SA4	C904_922.3 S3 MX3SA4	176	C904_922.3 P90 BE90S4	C904_922.3 P90 BX90S4	177
1.6	6049	2.0	908.2	85000	C1004_908.2 S3 ME3SA4	C1004_908.2 S3 MX3SA4	179	C1004_908.2 P90 BE90S4	C1004_908.2 P90 BX90S4	180
1.7	5621	1.3	844.0	60000	C904_844.0 S3 ME3SA4	C904_844.0 S3 MX3SA4	176	C904_844.0 P90 BE90S4	C904_844.0 P90 BX90S4	177
1.7	5617	2.1	843.3	85000	C1004_843.3 S3 ME3SA4	C1004_843.3 S3 MX3SA4	179	C1004_843.3 P90 BE90S4	C1004_843.3 P90 BX90S4	180
1.8	5166	2.3	775.7	85000	C1004_775.7 S3 ME3SA4	C1004_775.7 S3 MX3SA4	179	C1004_775.7 P90 BE90S4	C1004_775.7 P90 BX90S4	180
1.8	5152	1.4	773.6	60000	C904_773.6 S3 ME3SA4	C904_773.6 S3 MX3SA4	176	C904_773.6 P90 BE90S4	C904_773.6 P90 BX90S4	177
2.0	4797	2.5	720.3	85000	C1004_720.3 S3 ME3SA4	C1004_720.3 S3 MX3SA4	179	C1004_720.3 P90 BE90S4	C1004_720.3 P90 BX90S4	180
2.0	4743	1.5	712.2	60000	C904_712.2 S3 ME3SA4	C904_712.2 S3 MX3SA4	176	C904_712.2 P90 BE90S4	C904_712.2 P90 BX90S4	177
2.2	4424	0.9	664.3	35000	C804_664.3 S3 ME3SA4	C804_664.3 S3 MX3SA4	173	C804_664.3 P90 BE90S4	C804_664.3 P90 BX90S4	174
2.2	4348	1.7	652.8	60000	C904_652.8 S3 ME3SA4	C904_652.8 S3 MX3SA4	176	C904_652.8 P90 BE90S4	C904_652.8 P90 BX90S4	177
2.3	4179	2.9	627.4	85000	C1004_627.4 S3 ME3SA4	C1004_627.4 S3 MX3SA4	179	C1004_627.4 P90 BE90S4	C1004_627.4 P90 BX90S4	180
2.5	3881	1.9	582.8	60000	C904_582.8 S3 ME3SA4	C904_582.8 S3 MX3SA4	176	C904_582.8 P90 BE90S4	C904_582.8 P90 BX90S4	177



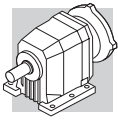
1.1 kW

n ₂ min-1	M ₂ Nm	S	i	R _{n2} N						
					IE2	IE3		IE2	IE3	
2.5	3845	1.0	577.4	35000	C804_577.4 S3 ME3SA4	C804_577.4 S3 MX3SA4	173	C804_577.4 P90 BE90S4	C804_577.4 P90 BX90S4	174
2.7	3558	2.0	534.2	60000	C904_534.2 S3 ME3SA4	C904_534.2 S3 MX3SA4	176	C904_534.2 P90 BE90S4	C904_534.2 P90 BX90S4	177
2.7	3525	1.1	529.3	35000	C804_529.3 S3 ME3SA4	C804_529.3 S3 MX3SA4	173	C804_529.3 P90 BE90S4	C804_529.3 P90 BX90S4	174
3.1	3045	2.4	457.1	60000	C904_457.1 S3 ME3SA4	C904_457.1 S3 MX3SA4	176	C904_457.1 P90 BE90S4	C904_457.1 P90 BX90S4	177
3.1	3033	1.3	455.4	35000	C804_455.4 S3 ME3SA4	C804_455.4 S3 MX3SA4	173	C804_455.4 P90 BE90S4	C804_455.4 P90 BX90S4	174
3.4	2791	2.6	419.0	60000	C904_419.0 S3 ME3SA4	C904_419.0 S3 MX3SA4	176	C904_419.0 P90 BE90S4	C904_419.0 P90 BX90S4	177
3.4	2780	1.4	417.5	35000	C804_417.5 S3 ME3SA4	C804_417.5 S3 MX3SA4	173	C804_417.5 P90 BE90S4	C804_417.5 P90 BX90S4	174
3.9	2463	2.9	369.8	60000	C904_369.8 S3 ME3SA4	C904_369.8 S3 MX3SA4	176	C904_369.8 P90 BE90S4	C904_369.8 P90 BX90S4	177
3.9	2429	1.6	364.7	35000	C804_364.7 S3 ME3SA4	C804_364.7 S3 MX3SA4	173	C804_364.7 P90 BE90S4	C804_364.7 P90 BX90S4	174
4.2	2293	1.0	344.3	25000	C704_344.3 S3 ME3SA4	C704_344.3 S3 MX3SA4	170	C704_344.3 P90 BE90S4	C704_344.3 P90 BX90S4	171
4.3	2226	1.8	334.3	35000	C804_334.3 S3 ME3SA4	C804_334.3 S3 MX3SA4	173	C804_334.3 P90 BE90S4	C804_334.3 P90 BX90S4	174
4.5	2117	1.1	317.9	25000	C704_317.9 S3 ME3SA4	C704_317.9 S3 MX3SA4	170	C704_317.9 P90 BE90S4	C704_317.9 P90 BX90S4	171
4.7	2010	0.8	301.7	16000	C614_301.7 S3 ME3SA4	C614_301.7 S3 MX3SA4	166	C614_301.7 P90 BE90S4	C614_301.7 P90 BX90S4	167
5.0	1903	2.1	285.7	35000	C804_285.7 S3 ME3SA4	C804_285.7 S3 MX3SA4	173	C804_285.7 P90 BE90S4	C804_285.7 P90 BX90S4	174
5.2	1833	0.9	275.3	16000	C614_275.3 S3 ME3SA4	C614_275.3 S3 MX3SA4	166	C614_275.3 P90 BE90S4	C614_275.3 P90 BX90S4	167
5.3	1813	1.3	272.2	25000	C704_272.2 S3 ME3SA4	C704_272.2 S3 MX3SA4	170	C704_272.2 P90 BE90S4	C704_272.2 P90 BX90S4	171
5.5	1744	2.3	261.9	35000	C804_261.9 S3 ME3SA4	C804_261.9 S3 MX3SA4	173	C804_261.9 P90 BE90S4	C804_261.9 P90 BX90S4	174
5.7	1674	1.4	251.3	25000	C704_251.3 S3 ME3SA4	C704_251.3 S3 MX3SA4	170	C704_251.3 P90 BE90S4	C704_251.3 P90 BX90S4	171
5.7	1700	0.9	164.5	16000	C613_164.5 S3 ME3LA6		166	C613_164.5 P100 BE100M6		167
6.0	1647	1.4	239.3	25000	C703_239.3 S3 ME3SA4	C703_239.3 S3 MX3SA4	170	C703_239.3 P90 BE90S4	C703_239.3 P90 BX90S4	171
6.0	1587	1.0	238.3	16000	C614_238.3 S3 ME3SA4	C614_238.3 S3 MX3SA4	166	C614_238.3 P90 BE90S4	C614_238.3 P90 BX90S4	167
6.3	1551	1.0	150.0	16000	C613_150.0 S3 ME3LA6		166	C613_150.0 P100 BE100M6		167
6.5	1520	1.5	220.9	25000	C703_220.9 S3 ME3SA4	C703_220.9 S3 MX3SA4	170	C703_220.9 P90 BE90S4	C703_220.9 P90 BX90S4	171
6.6	1448	1.1	217.4	16000	C614_217.4 S3 ME3SA4	C614_217.4 S3 MX3SA4	166	C614_217.4 P90 BE90S4	C614_217.4 P90 BX90S4	167
6.6	1485	2.7	215.8	35000	C803_215.8 S3 ME3SA4	C803_215.8 S3 MX3SA4	173	C803_215.8 P90 BE90S4	C803_215.8 P90 BX90S4	174
7.2	1362	2.8	197.9	35000	C803_197.9 S3 ME3SA4	C803_197.9 S3 MX3SA4	173	C803_197.9 P90 BE90S4	C803_197.9 P90 BX90S4	174
7.3	1304	1.2	195.8	16000	C613_195.8 S3 ME3SA4	C613_195.8 S3 MX3SA4	166	C613_195.8 P90 BE90S4	C613_195.8 P90 BX90S4	167
7.4	1336	1.7	194.1	25000	C703_194.1 S3 ME3SA4	C703_194.1 S3 MX3SA4	170	C703_194.1 P90 BE90S4	C703_194.1 P90 BX90S4	171
8.0	1233	1.9	179.2	25000	C703_179.2 S3 ME3SA4	C703_179.2 S3 MX3SA4	170	C703_179.2 P90 BE90S4	C703_179.2 P90 BX90S4	171
8.0	1189	1.3	178.6	16000	C613_178.6 S3 ME3SA4	C613_178.6 S3 MX3SA4	166	C613_178.6 P90 BE90S4	C613_178.6 P90 BX90S4	167
8.5	1163	3.4	169.0	35000	C803_169.0 S3 ME3SA4	C803_169.0 S3 MX3SA4	173	C803_169.0 P90 BE90S4	C803_169.0 P90 BX90S4	174
8.7	1095	1.5	164.5	16000	C613_164.5 S3 ME3SA4	C613_164.5 S3 MX3SA4	166	C613_164.5 P90 BE90S4	C613_164.5 P90 BX90S4	167
8.8	1121	2.1	162.8	25000	C703_162.8 S3 ME3SA4	C703_162.8 S3 MX3SA4	170	C703_162.8 P90 BE90S4	C703_162.8 P90 BX90S4	171
8.9	1105	0.9	160.5	10000	C513_160.5 S3 ME3SA4	C513_160.5 S3 MX3SA4	162	C513_160.5 P90 BE90S4	C513_160.5 P90 BX90S4	163
9.5	1034	2.2	150.3	25000	C703_150.3 S3 ME3SA4	C703_150.3 S3 MX3SA4	170	C703_150.3 P90 BE90S4	C703_150.3 P90 BX90S4	171
9.5	999	1.6	150.0	16000	C613_150.0 S3 ME3SA4	C613_150.0 S3 MX3SA4	166	C613_150.0 P90 BE90S4	C613_150.0 P90 BX90S4	167
9.7	1015	1.0	147.4	10000	C513_147.4 S3 ME3SA4	C513_147.4 S3 MX3SA4	162	C513_147.4 P90 BE90S4	C513_147.4 P90 BX90S4	163
10.2	935	1.7	140.5	16000	C613_140.5 S3 ME3SA4	C613_140.5 S3 MX3SA4	166	C613_140.5 P90 BE90S4	C613_140.5 P90 BX90S4	167
10.4	946	2.4	137.4	25000	C703_137.4 S3 ME3SA4	C703_137.4 S3 MX3SA4	170	C703_137.4 P90 BE90S4	C703_137.4 P90 BX90S4	171
10.6	926	1.1	134.6	10000	C513_134.6 S3 ME3SA4	C513_134.6 S3 MX3SA4	162	C513_134.6 P90 BE90S4	C513_134.6 P90 BX90S4	163
11.2	853	1.9	128.1	16000	C613_128.1 S3 ME3SA4	C613_128.1 S3 MX3SA4	166	C613_128.1 P90 BE90S4	C613_128.1 P90 BX90S4	167
11.3	873	2.6	126.8	25000	C703_126.8 S3 ME3SA4	C703_126.8 S3 MX3SA4	170	C703_126.8 P90 BE90S4	C703_126.8 P90 BX90S4	171
11.5	856	1.2	124.4	10000	C513_124.4 S3 ME3SA4	C513_124.4 S3 MX3SA4	162	C513_124.4 P90 BE90S4	C513_124.4 P90 BX90S4	163
12.6	757	2.1	113.6	16000	C613_113.6 S3 ME3SA4	C613_113.6 S3 MX3SA4	166	C613_113.6 P90 BE90S4	C613_113.6 P90 BX90S4	167
12.6	782	1.3	113.6	10000	C513_113.6 S3 ME3SA4	C513_113.6 S3 MX3SA4	162	C513_113.6 P90 BE90S4	C513_113.6 P90 BX90S4	163
12.7	774	3.0	112.4	25000	C703_112.4 S3 ME3SA4	C703_112.4 S3 MX3SA4	170	C703_112.4 P90 BE90S4	C703_112.4 P90 BX90S4	171
13.8	690	2.3	103.6	16000	C613_103.6 S3 ME3SA4	C613_103.6 S3 MX3SA4	166	C613_103.6 P90 BE90S4	C613_103.6 P90 BX90S4	167
14.0	701	1.4	101.8	10000	C513_101.8 S3 ME3SA4	C513_101.8 S3 MX3SA4	162	C513_101.8 P90 BE90S4	C513_101.8 P90 BX90S4	163
15.3	642	0.9	93.3	7000	C413_93.3 S3 ME3SA4	C413_93.3 S3 MX3SA4	158	C413_93.3 P90 BE90S4	C413_93.3 P90 BX90S4	159
15.4	640	1.6	93.0	10000	C513_93.0 S3 ME3SA4	C513_93.0 S3 MX3SA4	162	C513_93.0 P90 BE90S4	C513_93.0 P90 BX90S4	163
15.7	606	2.6	91.0	16000	C613_91.0 S3 ME3SA4	C613_91.0 S3 MX3SA4	166	C613_91.0 P90 BE90S4	C613_91.0 P90 BX90S4	167
17.2	553	2.9	83.0	16000	C613_83.0 S3 ME3SA4	C613_83.0 S3 MX3SA4	166	C613_83.0 P90 BE90S4	C613_83.0 P90 BX90S4	167
17.5	561	1.1	81.5	7000	C413_81.5 S3 ME3SA4	C413_81.5 S3 MX3SA4	158	C413_81.5 P90 BE90S4	C413_81.5 P90 BX90S4	159
17.9	550	1.8	79.9	10000	C513_79.9 S3 ME3SA4	C513_79.9 S3 MX3SA4	162	C513_79.9 P90 BE90S4	C513_79.9 P90 BX90S4	163
19.2	512	1.2	74.4	7000	C413_74.4 S3 ME3SA4	C413_74.4 S3 MX3SA4	158	C413_74.4 P90 BE90S4	C413_74.4 P90 BX90S4	159
19.3	494	3.2	74.2	16000	C613_74.2 S3 ME3SA4	C613_74.2 S3 MX3SA4	166	C613_74.2 P90 BE90S4	C613_74.2 P90 BX90S4	167
19.6	502	2.0	72.9	10000	C513_72.9 S3 ME3SA4	C513_72.9 S3 MX3SA4	162	C513_72.9 P90 BE90S4	C513_72.9 P90 BX90S4	163
20.2	487	0.9	70.8	6500	C363_70.8 S3 ME3SA4	C363_70.8 S3 MX3SA4	154	C363_70.8 P90 BE90S4	C363_70.8 P90 BX90S4	155
21.1	451	3.5	67.7	16000	C613_67.7 S3 ME3SA4	C613_67.7 S3 MX3SA4	166	C613_67.7 P90 BE90S4	C613_67.7 P90 BX90S4	167
22.1	445	2.2	64.6	10000	C513_64.6 S3 ME3SA4	C513_64.6 S3 MX3SA4	162	C513_64.6 P90 BE90S4	C513_64.6 P90 BX90S4	163
22.2	442	1.4	64.3	7000	C413_64.3 S3 ME3SA4	C413_64.3 S3 MX3SA4	158	C413_64.3 P90 BE90S4	C413_64.3 P90 BX90S4	159
23.1	427	1.1	62.0	6500	C363_62.0 S3 ME3SA4	C363_62.0 S3 MX3SA4	154	C363_62.0 P90 BE90S4	C363_62.0 P90 BX90S4	155
24.2	406	2.5	59.0	10000	C513_59.0 S3 ME3SA4	C513_59.0 S3 MX3SA4	162	C513_59.0 P90 BE90S4	C513_59.0 P90 BX90S4	163
24.4	404	1.5	58.7	7000	C413_58.7 S3 ME3SA4	C413_58.7 S3 MX3SA4	158	C413_58.7 P90 BE90S4	C413_58.7 P90 BX90S4	159
25.1	401	2.0	57.0	10000	C512_57.0 S3 ME3SA4	C512_57.0 S3 MX3SA4	162	C512_57.0 P90 BE90S4	C512_57.0 P90 BX90S4	163



1.1 kW

n ₂ min-1	M ₂ Nm	S	i	R _{n2} N				IEC		
					IE2	IE3		IE2	IE3	
25.5	387	1.2	56.2	6500	C363_56.2 S3 ME3SA4	C363_56.2 S3 MX3SA4	154	C363_56.2 P90 BE90S4	C363_56.2 P90 BX90S4	155
27.8	354	1.7	51.5	7000	C413_51.5 S3 ME3SA4	C413_51.5 S3 MX3SA4	158	C413_51.5 P90 BE90S4	C413_51.5 P90 BX90S4	159
27.8	361	1.9	51.4	10000	C512_51.4 S3 ME3SA4	C512_51.4 S3 MX3SA4	162	C512_51.4 P90 BE90S4	C512_51.4 P90 BX90S4	163
27.9	352	2.8	51.2	10000	C513_51.2 S3 ME3SA4	C513_51.2 S3 MX3SA4	162	C513_51.2 P90 BE90S4	C513_51.2 P90 BX90S4	163
29.7	331	1.4	48.2	6500	C363_48.2 S3 ME3SA4	C363_48.2 S3 MX3SA4	154	C363_48.2 P90 BE90S4	C363_48.2 P90 BX90S4	155
29.9	336	2.4	47.8	10000	C512_47.8 S3 ME3SA4	C512_47.8 S3 MX3SA4	162	C512_47.8 P90 BE90S4	C512_47.8 P90 BX90S4	163
30	323	1.9	47.0	7000	C413_47.0 S3 ME3SA4	C413_47.0 S3 MX3SA4	158	C413_47.0 P90 BE90S4	C413_47.0 P90 BX90S4	159
31	322	3.1	46.7	10000	C513_46.7 S3 ME3SA4	C513_46.7 S3 MX3SA4	162	C513_46.7 P90 BE90S4	C513_46.7 P90 BX90S4	163
32	318	0.9	45.3	5500	C322_45.3 S3 ME3SA4	C322_45.3 S3 MX3SA4	150	C322_45.3 P90 BE90S4	C322_45.3 P90 BX90S4	151
32	315	1.6	44.8	7000	C412_44.8 S3 ME3SA4	C412_44.8 S3 MX3SA4	158	C412_44.8 P90 BE90S4	C412_44.8 P90 BX90S4	159
33	299	1.5	43.5	6500	C363_43.5 S3 ME3SA4	C363_43.5 S3 MX3SA4	154	C363_43.5 P90 BE90S4	C363_43.5 P90 BX90S4	155
33	303	2.5	43.1	10000	C512_43.1 S3 ME3SA4	C512_43.1 S3 MX3SA4	162	C512_43.1 P90 BE90S4	C512_43.1 P90 BX90S4	163
35	286	1.0	40.7	5500	C322_40.7 S3 ME3SA4	C322_40.7 S3 MX3SA4	150	C322_40.7 P90 BE90S4	C322_40.7 P90 BX90S4	151
35	284	2.8	40.4	10000	C512_40.4 S3 ME3SA4	C512_40.4 S3 MX3SA4	162	C512_40.4 P90 BE90S4	C512_40.4 P90 BX90S4	163
35	278	2.2	40.3	7000	C413_40.3 S3 ME3SA4	C413_40.3 S3 MX3SA4	158	C413_40.3 P90 BE90S4	C413_40.3 P90 BX90S4	159
38	262	1.7	38.1	6500	C363_38.1 S3 ME3SA4	C363_38.1 S3 MX3SA4	154	C363_38.1 P90 BE90S4	C363_38.1 P90 BX90S4	155
39	261	1.9	37.1	7000	C412_37.1 S3 ME3SA4	C412_37.1 S3 MX3SA4	158	C412_37.1 P90 BE90S4	C412_37.1 P90 BX90S4	159
39	256	3.1	36.4	10000	C512_36.4 S3 ME3SA4	C512_36.4 S3 MX3SA4	162	C512_36.4 P90 BE90S4	C512_36.4 P90 BX90S4	163
40	254	1.2	36.1	5500	C322_36.1 S3 ME3SA4	C322_36.1 S3 MX3SA4	150	C322_36.1 P90 BE90S4	C322_36.1 P90 BX90S4	151
41	238	1.9	34.6	6300	C363_34.6 S3 ME3SA4	C363_34.6 S3 MX3SA4	154	C363_34.6 P90 BE90S4	C363_34.6 P90 BX90S4	155
43	235	2.1	33.4	7000	C412_33.4 S3 ME3SA4	C412_33.4 S3 MX3SA4	158	C412_33.4 P90 BE90S4	C412_33.4 P90 BX90S4	159
43	233	1.3	33.1	5420	C322_33.1 S3 ME3SA4	C322_33.1 S3 MX3SA4	150	C322_33.1 P90 BE90S4	C322_33.1 P90 BX90S4	151
45	221	2.3	31.4	7000	C412_31.4 S3 ME3SA4	C412_31.4 S3 MX3SA4	158	C412_31.4 P90 BE90S4	C412_31.4 P90 BX90S4	159
48	209	1.4	29.8	5360	C322_29.8 S3 ME3SA4	C322_29.8 S3 MX3SA4	150	C322_29.8 P90 BE90S4	C322_29.8 P90 BX90S4	151
48	208	1.0	29.6	3190	C222_29.6 S3 ME3SA4	C222_29.6 S3 MX3SA4	146	C222_29.6 P90 BE90S4	C222_29.6 P90 BX90S4	147
50	198	2.3	28.7	6190	C363_28.7 S3 ME3SA4	C363_28.7 S3 MX3SA4	154	C363_28.7 P90 BE90S4	C363_28.7 P90 BX90S4	155
51	199	2.5	28.3	7000	C412_28.3 S3 ME3SA4	C412_28.3 S3 MX3SA4	158	C412_28.3 P90 BE90S4	C412_28.3 P90 BX90S4	159
53	191	1.0	27.2	3160	C222_27.2 S3 ME3SA4	C222_27.2 S3 MX3SA4	146	C222_27.2 P90 BE90S4	C222_27.2 P90 BX90S4	147
53	189	1.6	26.9	5220	C322_26.9 S3 ME3SA4	C322_26.9 S3 MX3SA4	150	C322_26.9 P90 BE90S4	C322_26.9 P90 BX90S4	151
55	180	2.4	26.2	5930	C363_26.2 S3 ME3SA4	C363_26.2 S3 MX3SA4	154	C363_26.2 P90 BE90S4	C363_26.2 P90 BX90S4	155
57	177	1.7	25.1	5180	C322_25.1 S3 ME3SA4	C322_25.1 S3 MX3SA4	150	C322_25.1 P90 BE90S4	C322_25.1 P90 BX90S4	151
57	176	2.8	25.0	6950	C412_25.0 S3 ME3SA4	C412_25.0 S3 MX3SA4	158	C412_25.0 P90 BE90S4	C412_25.0 P90 BX90S4	159
59	171	1.2	24.3	3150	C222_24.3 S3 ME3SA4	C222_24.3 S3 MX3SA4	146	C222_24.3 P90 BE90S4	C222_24.3 P90 BX90S4	147
62	161	1.8	22.9	5050	C322_22.9 S3 ME3SA4	C322_22.9 S3 MX3SA4	150	C322_22.9 P90 BE90S4	C322_22.9 P90 BX90S4	151
63	159	3.2	22.6	6810	C412_22.6 S3 ME3SA4	C412_22.6 S3 MX3SA4	158	C412_22.6 P90 BE90S4	C412_22.6 P90 BX90S4	159
65	152	2.8	22.1	5680	C363_22.1 S3 ME3SA4	C363_22.1 S3 MX3SA4	154	C363_22.1 P90 BE90S4	C363_22.1 P90 BX90S4	155
67	151	1.3	21.5	3120	C222_21.5 S3 ME3SA4	C222_21.5 S3 MX3SA4	146	C222_21.5 P90 BE90S4	C222_21.5 P90 BX90S4	147
71	141	2.1	20.1	4920	C322_20.1 S3 ME3SA4	C322_20.1 S3 MX3SA4	150	C322_20.1 P90 BE90S4	C322_20.1 P90 BX90S4	151
71	141	1.3	20.0	3080	C222_20.0 S3 ME3SA4	C222_20.0 S3 MX3SA4	146	C222_20.0 P90 BE90S4	C222_20.0 P90 BX90S4	147
75	134	2.8	19.0	5580	C362_19.0 S3 ME3SA4	C362_19.0 S3 MX3SA4	154	C362_19.0 P90 BE90S4	C362_19.0 P90 BX90S4	155
79	128	2.2	18.2	4760	C322_18.2 S3 ME3SA4	C322_18.2 S3 MX3SA4	150	C322_18.2 P90 BE90S4	C322_18.2 P90 BX90S4	151
79	127	1.4	18.1	3020	C222_18.1 S3 ME3SA4	C222_18.1 S3 MX3SA4	146	C222_18.1 P90 BE90S4	C222_18.1 P90 BX90S4	147
83	121	3.1	17.2	5300	C362_17.2 S3 ME3SA4	C362_17.2 S3 MX3SA4	154	C362_17.2 P90 BE90S4	C362_17.2 P90 BX90S4	155
90	111	1.6	15.8	2970	C222_15.8 S3 ME3SA4	C222_15.8 S3 MX3SA4	146	C222_15.8 P90 BE90S4	C222_15.8 P90 BX90S4	147
92	110	2.5	15.6	4630	C322_15.6 S3 ME3SA4	C322_15.6 S3 MX3SA4	150	C322_15.6 P90 BE90S4	C322_15.6 P90 BX90S4	151
98	102	1.6	14.5	2940	C222_14.5 S3 ME3SA4	C222_14.5 S3 MX3SA4	146	C222_14.5 P90 BE90S4	C222_14.5 P90 BX90S4	147
102	99	2.5	14.1	4480	C322_14.1 S3 ME3SA4	C322_14.1 S3 MX3SA4	150	C322_14.1 P90 BE90S4	C322_14.1 P90 BX90S4	151
115	87	1.8	12.4	2840	C222_12.4 S3 ME3SA4	C222_12.4 S3 MX3SA4	146	C222_12.4 P90 BE90S4	C222_12.4 P90 BX90S4	147
116	87	2.8	12.3	4350	C322_12.3 S3 ME3SA4	C322_12.3 S3 MX3SA4	150	C322_12.3 P90 BE90S4	C322_12.3 P90 BX90S4	151
128	79	2.9	11.2	4200	C322_11.2 S3 ME3SA4	C322_11.2 S3 MX3SA4	150	C322_11.2 P90 BE90S4	C322_11.2 P90 BX90S4	151
129	78	2.0	11.1	2800	C222_11.1 S3 ME3SA4	C222_11.1 S3 MX3SA4	146	C222_11.1 P90 BE90S4	C222_11.1 P90 BX90S4	147
142	71	0.9	10.1	1400	C122_10.1 S3 ME3SA4	C122_10.1 S3 MX3SA4	142	C122_10.1 P90 BE90S4	C122_10.1 P90 BX90S4	143
148	68	2.1	9.6	2700	C222_9.6 S3 ME3SA4	C222_9.6 S3 MX3SA4	146	C222_9.6 P90 BE90S4	C222_9.6 P90 BX90S4	147
154	65	3.4	9.3	4030	C322_9.3 S3 ME3SA4	C322_9.3 S3 MX3SA4	150	C322_9.3 P90 BE90S4	C322_9.3 P90 BX90S4	151
162	62	1.0	8.8	1560	C122_8.8 S3 ME3SA4	C122_8.8 S3 MX3SA4	142	C122_8.8 P90 BE90S4	C122_8.8 P90 BX90S4	143
165	61	2.3	8.7	2630	C222_8.7 S3 ME3SA4	C222_8.7 S3 MX3SA4	146	C222_8.7 P90 BE90S4	C222_8.7 P90 BX90S4	147
188	54	1.0	7.6	1550	C122_7.6 S3 ME3SA4	C122_7.6 S3 MX3SA4	142	C122_7.6 P90 BE90S4	C122_7.6 P90 BX90S4	143
202	50	2.6	7.1	2510	C222_7.1 S3 ME3SA4	C222_7.1 S3 MX3SA4	146	C222_7.1 P90 BE90S4	C222_7.1 P90 BX90S4	147
229	44	1.2	6.2	1220	C122_6.2 S3 ME3SA4	C122_6.2 S3 MX3SA4	142	C122_6.2 P90 BE90S4	C122_6.2 P90 BX90S4	143
235	43	2.5	6.1	2380	C222_6.1 S3 ME3SA4	C222_6.1 S3 MX3SA4	146	C222_6.1 P90 BE90S4	C222_6.1 P90 BX90S4	147
238	42	1.6	11.9	1420	C122_11.9 S2 ME2SB2		142	C122_11.9 P80 BE80B2		143
255	39	3.9	11.1	2980	C222_11.1 S2 ME2SB2		146	C222_11.1 P80 BE80B2		147
255	39	1.3	5.6	1270	C122_5.6 S3 ME3SA4	C122_5.6 S3 MX3SA4	142	C122_5.6 P90 BE90S4	C122_5.6 P90 BX90S4	143
256	39	2.6	5.6	2350	C222_5.6 S3 ME3SA4	C222_5.6 S3 MX3SA4	146	C222_5.6 P90 BE90S4	C222_5.6 P90 BX90S4	147
259	39	1.1	3.7	1320	C122_3.7 S3 ME3LA6		142	C122_3.7 P100 BE100M6		143

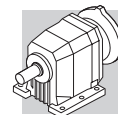


1.1 kW

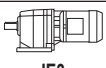

n ₂ min ⁻¹	M ₂ Nm	S	i	R _{n2} N						
					IE2	IE3		IE2	IE3	
281	35	1.8	10.1	1420	C122_10.1 S2 ME2SB2		142	C122_10.1 P80 BE80B2		143
294	34	1.4	4.9	1370	C122_4.9 S3 ME3SA4	C122_4.9 S3 MX3SA4	142	C122_4.9 P90 BE90S4	C122_4.9 P90 BX90S4	143
300	34	3.0	4.8	2240	C222_4.8 S3 ME3SA4	C222_4.8 S3 MX3SA4	146	C222_4.8 P90 BE90S4	C222_4.8 P90 BX90S4	147
320	31	1.9	8.8	1370	C122_8.8 S2 ME2SB2		142	C122_8.8 P80 BE80B2		143
332	30	1.5	4.3	1320	C122_4.3 S3 ME3SA4	C122_4.3 S3 MX3SA4	142	C122_4.3 P90 BE90S4	C122_4.3 P90 BX90S4	143
336	30	3.1	4.3	2200	C222_4.3 S3 ME3SA4	C222_4.3 S3 MX3SA4	146	C222_4.3 P90 BE90S4	C222_4.3 P90 BX90S4	147
341	29	1.3	2.8	1320	C122_2.8 S3 M3SA6		142	C122_2.8 P90 BN90L6		143
347	29	2.8	2.7	2160	C222_2.7 S3 M3SA6		146	C222_2.7 P90 BN90L6		147
371	27	2.1	7.6	1330	C122_7.6 S2 ME2SB2		142	C122_7.6 P80 BE80B2		143
386	26	3.5	3.7	2090	C222_3.7 S3 ME3SA4	C222_3.7 S3 MX3SA4	146	C222_3.7 P90 BE90S4	C222_3.7 P90 BX90S4	147
392	26	1.6	3.7	1280	C122_3.7 S3 ME3SA4	C122_3.7 S3 MX3SA4	142	C122_3.7 P90 BE90S4	C122_3.7 P90 BX90S4	143
446	23	1.8	3.2	1230	C122_3.2 S3 ME3SA4	C122_3.2 S3 MX3SA4	142	C122_3.2 P90 BE90S4	C122_3.2 P90 BX90S4	143
454	22	2.4	6.2	1230	C122_6.2 S2 ME2SB2		142	C122_6.2 P80 BE80B2		143
505	20	2.6	5.6	1190	C122_5.6 S2 ME2SB2		142	C122_5.6 P80 BE80B2		143
517	19	1.9	2.8	1190	C122_2.8 S3 ME3SA4	C122_2.8 S3 MX3SA4	142	C122_2.8 P90 BE90S4	C122_2.8 P90 BX90S4	143
581	17	2.8	4.9	1150	C122_4.9 S2 ME2SB2		142	C122_4.9 P80 BE80B2		143
656	15	3.0	4.3	1110	C122_4.3 S2 ME2SB2		142	C122_4.3 P80 BE80B2		143
775	13	3.3	3.7	1070	C122_3.7 S2 ME2SB2		142	C122_3.7 P80 BE80B2		143
882	11	3.5	3.2	1020	C122_3.2 S2 ME2SB2		142	C122_3.2 P80 BE80B2		143
1023	10	3.8	2.8	980	C122_2.8 S2 ME2SB2		142	C122_2.8 P80 BE80B2		143

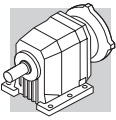
1.1 kW

n ₂ min ⁻¹	M ₂ Nm	S	i	R _{n2} N						
					IE3	IE3		IE3	IE3	
0.87	10815	1.1	1081	85000						
0.94	10043	1.2	1004	85000						
1.3	7573	1.0	1137	60000				C904_1137 P90 BXN90S4		177
1.3	7200	1.7	1081	85000				C1004_1081 P90 BXN90S4		180
1.4	6701	1.1	1006	60000				C904_1006 P90 BXN90S4		177
1.4	6686	1.8	1004	85000				C1004_1004 P90 BXN90S4		180
1.6	6143	1.2	922.3	60000				C904_922.3 P90 BXN90S4		177
1.6	6049	2.0	908.2	85000				C1004_908.2 P90 BXN90S4		180
1.7	5621	1.3	844.0	60000				C904_844.0 P90 BXN90S4		177
1.7	5617	2.1	843.3	85000				C1004_843.3 P90 BXN90S4		180
1.8	5166	2.3	775.7	85000				C1004_775.7 P90 BXN90S4		180
1.8	5152	1.4	773.6	60000				C904_773.6 P90 BXN90S4		177
2.0	4797	2.5	720.3	85000				C1004_720.3 P90 BXN90S4		180
2.0	4743	1.5	712.2	60000				C904_712.2 P90 BXN90S4		177
2.2	4424	0.9	664.3	35000				C804_664.3 P90 BXN90S4		174
2.2	4348	1.7	652.8	60000				C904_652.8 P90 BXN90S4		177
2.3	4179	2.9	627.4	85000				C1004_627.4 P90 BXN90S4		180
2.5	3881	1.9	582.8	60000				C904_582.8 P90 BXN90S4		177
2.5	3845	1.0	577.4	35000				C804_577.4 P90 BXN90S4		174
2.7	3558	2.0	534.2	60000				C904_534.2 P90 BXN90S4		177
2.7	3525	1.1	529.3	35000				C804_529.3 P90 BXN90S4		174
3.1	3045	2.4	457.1	60000				C904_457.1 P90 BXN90S4		177
3.1	3033	1.3	455.4	35000				C804_455.4 P90 BXN90S4		174
3.4	2791	2.6	419.0	60000				C904_419.0 P90 BXN90S4		177
3.4	2780	1.4	417.5	35000				C804_417.5 P90 BXN90S4		174
3.9	2463	2.9	369.8	60000				C904_369.8 P90 BXN90S4		177
3.9	2429	1.6	364.7	35000				C804_364.7 P90 BXN90S4		174
4.2	2293	1.0	344.3	25000				C704_344.3 P90 BXN90S4		171
4.3	2226	1.8	334.3	35000				C804_334.3 P90 BXN90S4		174
4.5	2117	1.1	317.9	25000				C704_317.9 P90 BXN90S4		171
4.7	2010	0.8	301.7	16000				C614_301.7 P90 BXN90S4		167
5.0	1903	2.1	285.7	35000				C804_285.7 P90 BXN90S4		174
5.2	1833	0.9	275.3	16000				C614_275.3 P90 BXN90S4		167
5.3	1813	1.3	272.2	25000				C704_272.2 P90 BXN90S4		171
5.5	1744	2.3	261.9	35000				C804_261.9 P90 BXN90S4		174
5.7	1674	1.4	251.3	25000				C704_251.3 P90 BXN90S4		171
5.7	1700	0.9	164.5	16000						

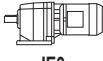



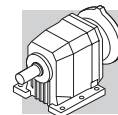
1.1 kW

n ₂ min ⁻¹	M ₂ Nm	S	i	R _{n2} N	 IE3		 IEC	
6.0	1647	1.4	239.3	25000			C703_239.3 P90 BXN90S4	171
6.0	1587	1.0	238.3	16000			C614_238.3 P90 BXN90S4	167
6.3	1551	1.0	150.0	16000				
6.5	1520	1.5	220.9	25000			C703_220.9 P90 BXN90S4	171
6.6	1448	1.1	217.4	16000			C614_217.4 P90 BXN90S4	167
6.6	1485	2.7	215.8	35000			C803_215.8 P90 BXN90S4	174
7.2	1362	2.8	197.9	35000			C803_197.9 P90 BXN90S4	174
7.3	1304	1.2	195.8	16000			C613_195.8 P90 BXN90S4	167
7.4	1336	1.7	194.1	25000			C703_194.1 P90 BXN90S4	171
8.0	1233	1.9	179.2	25000			C703_179.2 P90 BXN90S4	171
8.0	1189	1.3	178.6	16000			C613_178.6 P90 BXN90S4	167
8.5	1163	3.4	169.0	35000			C803_169.0 P90 BXN90S4	174
8.7	1095	1.5	164.5	16000			C613_164.5 P90 BXN90S4	167
8.8	1121	2.1	162.8	25000			C703_162.8 P90 BXN90S4	171
8.9	1105	0.9	160.5	10000			C513_160.5 P90 BXN90S4	163
9.5	1034	2.2	150.3	25000			C703_150.3 P90 BXN90S4	171
9.5	999	1.6	150.0	16000			C613_150.0 P90 BXN90S4	167
9.7	1015	1.0	147.4	10000			C513_147.4 P90 BXN90S4	163
10.2	935	1.7	140.5	16000			C613_140.5 P90 BXN90S4	167
10.4	946	2.4	137.4	25000			C703_137.4 P90 BXN90S4	171
10.6	926	1.1	134.6	10000			C513_134.6 P90 BXN90S4	163
11.2	853	1.9	128.1	16000			C613_128.1 P90 BXN90S4	167
11.3	873	2.6	126.8	25000			C703_126.8 P90 BXN90S4	171
11.5	856	1.2	124.4	10000			C513_124.4 P90 BXN90S4	163
12.6	757	2.1	113.6	16000			C613_113.6 P90 BXN90S4	167
12.6	782	1.3	113.6	10000			C513_113.6 P90 BXN90S4	163
12.7	774	3.0	112.4	25000			C703_112.4 P90 BXN90S4	171
13.8	690	2.3	103.6	16000			C613_103.6 P90 BXN90S4	167
14.0	701	1.4	101.8	10000			C513_101.8 P90 BXN90S4	163
15.3	642	0.9	93.3	7000			C413_93.3 P90 BXN90S4	159
15.4	640	1.6	93.0	10000			C513_93.0 P90 BXN90S4	163
15.7	606	2.6	91.0	16000			C613_91.0 P90 BXN90S4	167
17.2	553	2.9	83.0	16000			C613_83.0 P90 BXN90S4	167
17.5	561	1.1	81.5	7000			C413_81.5 P90 BXN90S4	159
17.9	550	1.8	79.9	10000			C513_79.9 P90 BXN90S4	163
19.2	512	1.2	74.4	7000			C413_74.4 P90 BXN90S4	159
19.3	494	3.2	74.2	16000			C613_74.2 P90 BXN90S4	167
19.6	502	2.0	72.9	10000			C513_72.9 P90 BXN90S4	163
20.2	487	0.9	70.8	6500			C363_70.8 P90 BXN90S4	155
21.1	451	3.5	67.7	16000			C613_67.7 P90 BXN90S4	167
22.1	445	2.2	64.6	10000			C513_64.6 P90 BXN90S4	163
22.2	442	1.4	64.3	7000			C413_64.3 P90 BXN90S4	159
23.1	427	1.1	62.0	6500			C363_62.0 P90 BXN90S4	155
24.2	406	2.5	59.0	10000			C513_59.0 P90 BXN90S4	163
24.4	404	1.5	58.7	7000			C413_58.7 P90 BXN90S4	159
25.1	401	2.0	57.0	10000			C512_57.0 P90 BXN90S4	163
25.5	387	1.2	56.2	6500			C363_56.2 P90 BXN90S4	155
27.8	354	1.7	51.5	7000			C413_51.5 P90 BXN90S4	159
27.8	361	1.9	51.4	10000			C512_51.4 P90 BXN90S4	163
27.9	352	2.8	51.2	10000			C513_51.2 P90 BXN90S4	163
29.7	331	1.4	48.2	6500			C363_48.2 P90 BXN90S4	155
29.9	336	2.4	47.8	10000			C512_47.8 P90 BXN90S4	163
30	323	1.9	47.0	7000			C413_47.0 P90 BXN90S4	159
31	322	3.1	46.7	10000			C513_46.7 P90 BXN90S4	163
32	318	0.9	45.3	5500			C322_45.3 P90 BXN90S4	151
32	315	1.6	44.8	7000			C412_44.8 P90 BXN90S4	159
33	299	1.5	43.5	6500			C363_43.5 P90 BXN90S4	155
33	303	2.5	43.1	10000			C512_43.1 P90 BXN90S4	163
35	286	1.0	40.7	5500			C322_40.7 P90 BXN90S4	151
35	284	2.8	40.4	10000			C512_40.4 P90 BXN90S4	163
35	278	2.2	40.3	7000			C413_40.3 P90 BXN90S4	159
38	262	1.7	38.1	6500			C363_38.1 P90 BXN90S4	155
39	261	1.9	37.1	7000			C412_37.1 P90 BXN90S4	159
39	256	3.1	36.4	10000			C512_36.4 P90 BXN90S4	163
40	254	1.2	36.1	5500			C322_36.1 P90 BXN90S4	151



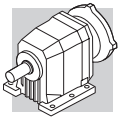
1.1 kW

n ₂ min ⁻¹	M ₂ Nm	S	i	R _{n2} N	 IE3		 IE3	
41	238	1.9	34.6	6300			C363_34.6 P90 BXN90S4	155
43	235	2.1	33.4	7000			C412_33.4 P90 BXN90S4	159
43	233	1.3	33.1	5420			C322_33.1 P90 BXN90S4	151
45	221	2.3	31.4	7000			C412_31.4 P90 BXN90S4	159
48	209	1.4	29.8	5360			C322_29.8 P90 BXN90S4	151
48	208	1.0	29.6	3190			C222_29.6 P90 BXN90S4	147
50	198	2.3	28.7	6190			C363_28.7 P90 BXN90S4	155
51	199	2.5	28.3	7000			C412_28.3 P90 BXN90S4	159
53	191	1.0	27.2	3160			C222_27.2 P90 BXN90S4	147
53	189	1.6	26.9	5220			C322_26.9 P90 BXN90S4	151
55	180	2.4	26.2	5930			C363_26.2 P90 BXN90S4	155
57	177	1.7	25.1	5180			C322_25.1 P90 BXN90S4	151
57	176	2.8	25.0	6950			C412_25.0 P90 BXN90S4	159
59	171	1.2	24.3	3150			C222_24.3 P90 BXN90S4	147
62	161	1.8	22.9	5050			C322_22.9 P90 BXN90S4	151
63	159	3.2	22.6	6810			C412_22.6 P90 BXN90S4	159
65	152	2.8	22.1	5680			C363_22.1 P90 BXN90S4	155
67	151	1.3	21.5	3120			C222_21.5 P90 BXN90S4	147
71	141	2.1	20.1	4920			C322_20.1 P90 BXN90S4	151
71	141	1.3	20.0	3080			C222_20.0 P90 BXN90S4	147
75	134	2.8	19.0	5580			C362_19.0 P90 BXN90S4	155
79	128	2.2	18.2	4760			C322_18.2 P90 BXN90S4	151
79	127	1.4	18.1	3020			C222_18.1 P90 BXN90S4	147
83	121	3.1	17.2	5300			C362_17.2 P90 BXN90S4	155
90	111	1.6	15.8	2970			C222_15.8 P90 BXN90S4	147
92	110	2.5	15.6	4630			C322_15.6 P90 BXN90S4	151
98	102	1.6	14.5	2940			C222_14.5 P90 BXN90S4	147
102	99	2.5	14.1	4480			C322_14.1 P90 BXN90S4	151
115	87	1.8	12.4	2840			C222_12.4 P90 BXN90S4	147
116	87	2.8	12.3	4350			C322_12.3 P90 BXN90S4	151
128	79	2.9	11.2	4200			C322_11.2 P90 BXN90S4	151
129	78	2.0	11.1	2800			C222_11.1 P90 BXN90S4	147
142	71	0.9	10.1	1400			C122_10.1 P90 BXN90S4	143
148	68	2.1	9.6	2700			C222_9.6 P90 BXN90S4	147
154	65	3.4	9.3	4030			C322_6.3 P90 BXN90S4	151
162	62	1.0	8.8	1560			C122_8.8 P90 BXN90S4	143
165	61	2.3	8.7	2630			C222_8.7 P90 BXN90S4	147
188	54	1.0	7.6	1550			C122_7.6 P90 BXN90S4	143
202	50	2.6	7.1	2510			C222_7.1 P90 BXN90S4	147
229	44	1.2	6.2	1220			C122_6.2 P90 BXN90S4	143
235	43	2.5	6.1	2380			C222_6.1 P90 BXN90S4	147
238	42	1.6	11.9	1420				
255	39	3.9	11.1	2980				
255	39	1.3	5.6	1270			C122_5.6 P90 BXN90S4	143
256	39	2.6	5.6	2350			C222_5.6 P90 BXN90S4	147
259	39	1.1	3.7	1320				
281	35	1.8	10.1	1420				
294	34	1.4	4.9	1370			C122_4.9 P90 BXN90S4	143
300	34	3.0	4.8	2240			C222_4.8 P90 BXN90S4	147
320	31	1.9	8.8	1370				
332	30	1.5	4.3	1320			C122_4.3 P90 BXN90S4	143
336	30	3.1	4.3	2200			C222_4.3 P90 BXN90S4	147
341	29	1.3	2.8	1320				
347	29	2.8	2.7	2160				
371	27	2.1	7.6	1330				
386	26	3.5	3.7	2090			C222_3.7 P90 BXN90S4	147
392	26	1.6	3.7	1280			C122_3.7 P90 BXN90S4	143
446	23	1.8	3.2	1230			C122_3.2 P90 BXN90S4	143
454	22	2.4	6.2	1230				
505	20	2.6	5.6	1190				
517	19	1.9	2.8	1190			C122_2.8 P90 BXN90S4	143
581	17	2.8	4.9	1150				
656	15	3.0	4.3	1110				
775	13	3.3	3.7	1070				
882	11	3.5	3.2	1020				
1023	10	3.8	2.8	980				

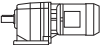





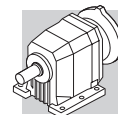
1.5 kW

n ₂ min-1	M ₂ Nm	S	i	R _{n2} N						
					IE2	IE3		IE2	IE3	
1.0	12390	1.0	908.2	85000	C1004_908.2 S3 ME3LB6		179	C1004_908.2 P100 BE100LA6	180	
1.3	9730	1.2	1081	85000	C1004_1081 S3 ME3SB4	C1004_1081 S3 MX3SB4	179	C1004_1081 P90 BE90LA4	C1004_1081 P90 BX90LA4	180
1.4	9035	1.3	1004	85000	C1004_1004 S3 ME3SB4	C1004_1004 S3 MX3SB4	179	C1004_1004 P90 BE90LA4	C1004_1004 P90 BX90LA4	180
1.6	8174	1.5	908.2	85000	C1004_908.2 S3 ME3SB4	C1004_908.2 S3 MX3SB4	179	C1004_908.2 P90 BE90LA4	C1004_908.2 P90 BX90LA4	180
1.7	7596	0.9	844.0	60000	C904_844.0 S3 ME3SB4	C904_844.0 S3 MX3SB4	176	C904_844.0 P90 BE90LA4	C904_844.0 P90 BX90LA4	177
1.7	7590	1.6	843.3	85000	C1004_843.3 S3 ME3SB4	C1004_843.3 S3 MX3SB4	179	C1004_843.3 P90 BE90LA4	C1004_843.3 P90 BX90LA4	180
1.8	6981	1.7	775.7	85000	C1004_775.7 S3 ME3SB4	C1004_775.7 S3 MX3SB4	179	C1004_775.7 P90 BE90LA4	C1004_775.7 P90 BX90LA4	180
1.8	6963	1.0	773.6	60000	C904_773.6 S3 ME3SB4	C904_773.6 S3 MX3SB4	176	C904_773.6 P90 BE90LA4	C904_773.6 P90 BX90LA4	177
2.0	6483	1.9	720.3	85000	C1004_720.3 S3 ME3SB4	C1004_720.3 S3 MX3SB4	179	C1004_720.3 P90 BE90LA4	C1004_720.3 P90 BX90LA4	180
2.0	6410	1.1	712.2	60000	C904_712.2 S3 ME3SB4	C904_712.2 S3 MX3SB4	176	C904_712.2 P90 BE90LA4	C904_712.2 P90 BX90LA4	177
2.2	5875	1.2	652.8	60000	C904_652.8 S3 ME3SB4	C904_652.8 S3 MX3SB4	176	C904_652.8 P90 BE90LA4	C904_652.8 P90 BX90LA4	177
2.3	5647	2.1	627.4	85000	C1004_627.4 S3 ME3SB4	C1004_627.4 S3 MX3SB4	179	C1004_627.4 P90 BE90LA4	C1004_627.4 P90 BX90LA4	180
2.5	5245	1.4	582.8	60000	C904_582.8 S3 ME3SB4	C904_582.8 S3 MX3SB4	176	C904_582.8 P90 BE90LA4	C904_582.8 P90 BX90LA4	177
2.5	5243	2.3	582.6	85000	C1004_582.6 S3 ME3SB4	C1004_582.6 S3 MX3SB4	179	C1004_582.6 P90 BE90LA4	C1004_582.6 P90 BX90LA4	180
2.7	4808	1.5	534.2	60000	C904_534.2 S3 ME3SB4	C904_534.2 S3 MX3SB4	176	C904_534.2 P90 BE90LA4	C904_534.2 P90 BX90LA4	177
2.8	4524	2.7	502.6	85000	C1004_502.6 S3 ME3SB4	C1004_502.6 S3 MX3SB4	179	C1004_502.6 P90 BE90LA4	C1004_502.6 P90 BX90LA4	180
3.1	4201	2.9	466.7	85000	C1004_466.7 S3 ME3SB4	C1004_466.7 S3 MX3SB4	179	C1004_466.7 P90 BE90LA4	C1004_466.7 P90 BX90LA4	180
3.1	4114	1.8	457.1	60000	C904_457.1 S3 ME3SB4	C904_457.1 S3 MX3SB4	176	C904_457.1 P90 BE90LA4	C904_457.1 P90 BX90LA4	177
3.1	4099	1.0	455.4	35000	C804_455.4 S3 ME3SB4	C804_455.4 S3 MX3SB4	173	C804_455.4 P90 BE90LA4	C804_455.4 P90 BX90LA4	174
3.4	3771	1.9	419.0	60000	C904_419.0 S3 ME3SB4	C904_419.0 S3 MX3SB4	176	C904_419.0 P90 BE90LA4	C904_419.0 P90 BX90LA4	177
3.4	3757	1.1	417.5	35000	C804_417.5 S3 ME3SB4	C804_417.5 S3 MX3SB4	173	C804_417.5 P90 BE90LA4	C804_417.5 P90 BX90LA4	174
3.9	3328	2.2	369.8	60000	C904_369.8 S3 ME3SB4	C904_369.8 S3 MX3SB4	176	C904_369.8 P90 BE90LA4	C904_369.8 P90 BX90LA4	177
3.9	3282	1.2	364.7	35000	C804_364.7 S3 ME3SB4	C804_364.7 S3 MX3SB4	173	C804_364.7 P90 BE90LA4	C804_364.7 P90 BX90LA4	174
4.2	3051	2.4	339.0	60000	C904_339.0 S3 ME3SB4	C904_339.0 S3 MX3SB4	176	C904_339.0 P90 BE90LA4	C904_339.0 P90 BX90LA4	177
4.3	3008	1.3	334.3	35000	C804_334.3 S3 ME3SB4	C804_334.3 S3 MX3SB4	173	C804_334.3 P90 BE90LA4	C804_334.3 P90 BX90LA4	174
4.9	2636	2.7	292.9	60000	C904_292.9 S3 ME3SB4	C904_292.9 S3 MX3SB4	176	C904_292.9 P90 BE90LA4	C904_292.9 P90 BX90LA4	177
5.0	2571	1.6	285.7	35000	C804_285.7 S3 ME3SB4	C804_285.7 S3 MX3SB4	173	C804_285.7 P90 BE90LA4	C804_285.7 P90 BX90LA4	174
5.3	2450	0.9	272.2	25000	C704_272.2 S3 ME3SB4	C704_272.2 S3 MX3SB4	170	C704_272.2 P90 BE90LA4	C704_272.2 P90 BX90LA4	171
5.3	2416	3.0	268.5	60000	C904_268.5 S3 ME3SB4	C904_268.5 S3 MX3SB4	176	C904_268.5 P90 BE90LA4	C904_268.5 P90 BX90LA4	177
5.5	2357	1.7	261.9	35000	C804_261.9 S3 ME3SB4	C804_261.9 S3 MX3SB4	173	C804_261.9 P90 BE90LA4	C804_261.9 P90 BX90LA4	174
5.7	2262	1.0	251.3	25000	C704_251.3 S3 ME3SB4	C704_251.3 S3 MX3SB4	170	C704_251.3 P90 BE90LA4	C704_251.3 P90 BX90LA4	171
6.0	2226	1.0	239.3	25000	C703_239.3 S3 ME3SB4	C703_239.3 S3 MX3SB4	170	C703_239.3 P90 BE90LA4	C703_239.3 P90 BX90LA4	171
6.5	2054	1.1	220.9	25000	C703_220.9 S3 ME3SB4	C703_220.9 S3 MX3SB4	170	C703_220.9 P90 BE90LA4	C703_220.9 P90 BX90LA4	171
6.6	1957	0.8	217.4	16000	C614_217.4 S3 ME3SB4	C614_217.4 S3 MX3SB4	166	C614_217.4 P90 BE90LA4	C614_217.4 P90 BX90LA4	167
6.6	2007	2.0	215.8	35000	C803_215.8 S3 ME3SB4	C803_215.8 S3 MX3SB4	173	C803_215.8 P90 BE90LA4	C803_215.8 P90 BX90LA4	174
7.2	1840	2.1	197.9	35000	C803_197.9 S3 ME3SB4	C803_197.9 S3 MX3SB4	173	C803_197.9 P90 BE90LA4	C803_197.9 P90 BX90LA4	174
7.3	1762	0.9	195.8	16000	C613_195.8 S3 ME3SB4	C613_195.8 S3 MX3SB4	166	C613_195.8 P90 BE90LA4	C613_195.8 P90 BX90LA4	167
7.4	1805	1.3	194.1	25000	C703_194.1 S3 ME3SB4	C703_194.1 S3 MX3SB4	170	C703_194.1 P90 BE90LA4	C703_194.1 P90 BX90LA4	171
7.8	1715	2.3	184.4	35000	C803_184.4 S3 ME3SB4	C803_184.4 S3 MX3SB4	173	C803_184.4 P90 BE90LA4	C803_184.4 P90 BX90LA4	174
8.0	1666	1.4	179.2	25000	C703_179.2 S3 ME3SB4	C703_179.2 S3 MX3SB4	170	C703_179.2 P90 BE90LA4	C703_179.2 P90 BX90LA4	171
8.0	1607	1.0	178.6	16000	C613_178.6 S3 ME3SB4	C613_178.6 S3 MX3SB4	166	C613_178.6 P90 BE90LA4	C613_178.6 P90 BX90LA4	167
8.5	1572	2.5	169.0	35000	C803_169.0 S3 ME3SB4	C803_169.0 S3 MX3SB4	173	C803_169.0 P90 BE90LA4	C803_169.0 P90 BX90LA4	174
8.7	1480	1.1	164.5	16000	C613_164.5 S3 ME3SB4	C613_164.5 S3 MX3SB4	166	C613_164.5 P90 BE90LA4	C613_164.5 P90 BX90LA4	167
8.8	1514	1.5	162.8	25000	C703_162.8 S3 ME3SB4	C703_162.8 S3 MX3SB4	170	C703_162.8 P90 BE90LA4	C703_162.8 P90 BX90LA4	171
9.5	1398	1.6	150.3	25000	C703_150.3 S3 ME3SB4	C703_150.3 S3 MX3SB4	170	C703_150.3 P90 BE90LA4	C703_150.3 P90 BX90LA4	171
9.5	1350	1.2	150.0	16000	C613_150.0 S3 ME3SB4	C613_150.0 S3 MX3SB4	166	C613_150.0 P90 BE90LA4	C613_150.0 P90 BX90LA4	167
9.6	1387	2.9	149.1	35000	C803_149.1 S3 ME3SB4	C803_149.1 S3 MX3SB4	173	C803_149.1 P90 BE90LA4	C803_149.1 P90 BX90LA4	174
10.2	1264	1.3	140.5	16000	C613_140.5 S3 ME3SB4	C613_140.5 S3 MX3SB4	166	C613_140.5 P90 BE90LA4	C613_140.5 P90 BX90LA4	167
10.4	1278	1.8	137.4	25000	C703_137.4 S3 ME3SB4	C703_137.4 S3 MX3SB4	170	C703_137.4 P90 BE90LA4	C703_137.4 P90 BX90LA4	171
10.5	1271	3.1	136.7	35000	C803_136.7 S3 ME3SB4	C803_136.7 S3 MX3SB4	173	C803_136.7 P90 BE90LA4	C803_136.7 P90 BX90LA4	174
11.2	1153	1.4	128.1	16000	C613_128.1 S3 ME3SB4	C613_128.1 S3 MX3SB4	166	C613_128.1 P90 BE90LA4	C613_128.1 P90 BX90LA4	167
11.3	1180	1.9	126.8	25000	C703_126.8 S3 ME3SB4	C703_126.8 S3 MX3SB4	170	C703_126.8 P90 BE90LA4	C703_126.8 P90 BX90LA4	171
12.6	1022	1.6	113.6	16000	C613_113.6 S3 ME3SB4	C613_113.6 S3 MX3SB4	166	C613_113.6 P90 BE90LA4	C613_113.6 P90 BX90LA4	167
12.6	1057	0.9	113.6	10000	C513_113.6 S3 ME3SB4	C513_113.6 S3 MX3SB4	162	C513_113.6 P90 BE90LA4	C513_113.6 P90 BX90LA4	163
12.7	1046	2.2	112.4	25000	C703_112.4 S3 ME3SB4	C703_112.4 S3 MX3SB4	170	C703_112.4 P90 BE90LA4	C703_112.4 P90 BX90LA4	171
13.8	965	2.4	103.8	25000	C703_103.8 S3 ME3SB4	C703_103.8 S3 MX3SB4	170	C703_103.8 P90 BE90LA4	C703_103.8 P90 BX90LA4	171
13.8	933	1.7	103.6	16000	C613_103.6 S3 ME3SB4	C613_103.6 S3 MX3SB4	166	C613_103.6 P90 BE90LA4	C613_103.6 P90 BX90LA4	167
14.0	947	1.1	101.8	10000	C513_101.8 S3 ME3SB4	C513_101.8 S3 MX3SB4	162	C513_101.8 P90 BE90LA4	C513_101.8 P90 BX90LA4	163
15.4	865	1.2	93.0	10000	C513_93.0 S3 ME3SB4	C513_93.0 S3 MX3SB4	162	C513_93.0 P90 BE90LA4	C513_93.0 P90 BX90LA4	163
15.7	819	2.0	91.0	16000	C613_91.0 S3 ME3SB4	C613_91.0 S3 MX3SB4	166	C613_91.0 P90 BE90LA4	C613_91.0 P90 BX90LA4	167
16.2	820	2.8	88.2	25000	C703_88.2 S3 ME3SB4	C703_88.2 S3 MX3SB4	170	C703_88.2 P90 BE90LA4	C703_88.2 P90 BX90LA4	171
16.6	821	1.0	57.0	10000	C512_57.0 S3 ME3LB6		162	C512_57.0 P100 BE100LA6		163
17.2	747	2.1	83.0	16000	C613_83.0 S3 ME3SB4	C613_83.0 S3 MX3SB4	166	C613_83.0 P90 BE90LA4	C613_83.0 P90 BX90LA4	167
17.6	757	3.0	81.4	25000	C703_81.4 S3 ME3SB4	C703_81.4 S3 MX3SB4	170	C703_81.4 P90 BE90LA4	C703_81.4 P90 BX90LA4	171
17.9	743	1.3	79.9	10000	C513_79.9 S3 ME3SB4	C513_79.9 S3 MX3SB4	162	C513_79.9 P90 BE90LA4	C513_79.9 P90 BX90LA4	163



1.5 kW

n ₂ min-1	M ₂ Nm	S	i	R _{n2} N						
					IE2	IE3		IE2	IE3	
18.4	740	0.9	51.4	10000	C512_51.4 S3 ME3LB6		162	C512_51.4 P100 BE100LA6		163
19.3	668	2.4	74.2	16000	C613_74.2 S3 ME3SB4	C613_74.2 S3 MX3SB4	166	C613_74.2 P90 BE90LA4	C613_74.2 P90 BX90LA4	167
19.6	678	1.5	72.9	10000	C513_72.9 S3 ME3SB4	C513_72.9 S3 MX3SB4	162	C513_72.9 P90 BE90LA4	C513_72.9 P90 BX90LA4	163
19.8	689	1.2	47.8	10000	C512_47.8 S3 ME3LB6		162	C512_47.8 P100 BE100LA6		163
20.0	663	3.5	71.3	25000	C703_71.3 S3 ME3SB4	C703_71.3 S3 MX3SB4	170	C703_71.3 P90 BE90LA4	C703_71.3 P90 BX90LA4	171
21.1	609	2.6	67.7	16000	C613_67.7 S3 ME3SB4	C613_67.7 S3 MX3SB4	166	C613_67.7 P90 BE90LA4	C613_67.7 P90 BX90LA4	167
21.9	621	1.2	43.1	10000	C512_43.1 S3 ME3LB6		162	C512_43.1 P100 BE100LA6		163
22.1	601	1.7	64.6	10000	C513_64.6 S3 ME3SB4	C513_64.6 S3 MX3SB4	162	C513_64.6 P90 BE90LA4	C513_64.6 P90 BX90LA4	163
22.2	598	1.0	64.3	7000	C413_64.3 S3 ME3SB4	C413_64.3 S3 MX3SB4	158	C413_64.3 P90 BE90LA4	C413_64.3 P90 BX90LA4	159
24.2	549	1.8	59.0	10000	C513_59.0 S3 ME3SB4	C513_59.0 S3 MX3SB4	162	C513_59.0 P90 BE90LA4	C513_59.0 P90 BX90LA4	163
24.4	545	1.1	58.7	7000	C413_58.7 S3 ME3SB4	C413_58.7 S3 MX3SB4	158	C413_58.7 P90 BE90LA4	C413_58.7 P90 BX90LA4	159
24.4	527	3.0	58.6	16000	C613_58.6 S3 ME3SB4	C613_58.6 S3 MX3SB4	166	C613_58.6 P90 BE90LA4	C613_58.6 P90 BX90LA4	167
25.1	542	1.4	57.0	10000	C512_57.0 S3 ME3SB4	C512_57.0 S3 MX3SB4	162	C512_57.0 P90 BE90LA4	C512_57.0 P90 BX90LA4	163
26.7	481	3.3	53.5	16000	C613_53.5 S3 ME3SB4	C613_53.5 S3 MX3SB4	166	C613_53.5 P90 BE90LA4	C613_53.5 P90 BX90LA4	167
27.8	479	1.3	51.5	7000	C413_51.5 S3 ME3SB4	C413_51.5 S3 MX3SB4	158	C413_51.5 P90 BE90LA4	C413_51.5 P90 BX90LA4	159
27.8	488	1.4	51.4	10000	C512_51.4 S3 ME3SB4	C512_51.4 S3 MX3SB4	162	C512_51.4 P90 BE90LA4	C512_51.4 P90 BX90LA4	163
27.9	476	2.1	51.2	10000	C513_51.2 S3 ME3SB4	C513_51.2 S3 MX3SB4	162	C513_51.2 P90 BE90LA4	C513_51.2 P90 BX90LA4	163
29.7	448	1.0	48.2	6290	C363_48.2 S3 ME3SB4	C363_48.2 S3 MX3SB4	154	C363_48.2 P90 BE90LA4	C363_48.2 P90 BX90LA4	155
29.9	454	1.8	47.8	10000	C512_47.8 S3 ME3SB4	C512_47.8 S3 MX3SB4	162	C512_47.8 P90 BE90LA4	C512_47.8 P90 BX90LA4	163
30	437	1.4	47.0	7000	C413_47.0 S3 ME3SB4	C413_47.0 S3 MX3SB4	158	C413_47.0 P90 BE90LA4	C413_47.0 P90 BX90LA4	159
31	435	2.3	46.7	10000	C513_46.7 S3 ME3SB4	C513_46.7 S3 MX3SB4	162	C513_46.7 P90 BE90LA4	C513_46.7 P90 BX90LA4	163
32	425	1.2	44.8	7000	C412_44.8 S3 ME3SB4	C412_44.8 S3 MX3SB4	158	C412_44.8 P90 BE90LA4	C412_44.8 P90 BX90LA4	159
33	404	1.1	43.5	6110	C363_43.5 S3 ME3SB4	C363_43.5 S3 MX3SB4	154	C363_43.5 P90 BE90LA4	C363_43.5 P90 BX90LA4	155
33	410	1.9	43.1	10000	C512_43.1 S3 ME3SB4	C512_43.1 S3 MX3SB4	162	C512_43.1 P90 BE90LA4	C512_43.1 P90 BX90LA4	163
35	376	2.7	40.5	10000	C513_40.5 S3 ME3SB4	C513_40.5 S3 MX3SB4	162	C513_40.5 P90 BE90LA4	C513_40.5 P90 BX90LA4	163
35	383	2.1	40.4	10000	C512_40.4 S3 ME3SB4	C512_40.4 S3 MX3SB4	162	C512_40.4 P90 BE90LA4	C512_40.4 P90 BX90LA4	163
35	375	1.6	40.3	7000	C413_40.3 S3 ME3SB4	C413_40.3 S3 MX3SB4	158	C413_40.3 P90 BE90LA4	C413_40.3 P90 BX90LA4	159
38	354	1.3	38.1	6110	C363_38.1 S3 ME3SB4	C363_38.1 S3 MX3SB4	154	C363_38.1 P90 BE90LA4	C363_38.1 P90 BX90LA4	155
39	352	1.4	37.1	7000	C412_37.1 S3 ME3SB4	C412_37.1 S3 MX3SB4	158	C412_37.1 P90 BE90LA4	C412_37.1 P90 BX90LA4	159
39	344	2.9	37.0	10000	C513_37.0 S3 ME3SB4	C513_37.0 S3 MX3SB4	162	C513_37.0 P90 BE90LA4	C513_37.0 P90 BX90LA4	163
39	346	2.3	36.4	10000	C512_36.4 S3 ME3SB4	C512_36.4 S3 MX3SB4	162	C512_36.4 P90 BE90LA4	C512_36.4 P90 BX90LA4	163
40	343	0.9	36.1	5100	C322_36.1 S3 ME3SB4	C322_36.1 S3 MX3SB4	150	C322_36.1 P90 BE90LA4	C322_36.1 P90 BX90LA4	151
41	322	1.4	34.6	5950	C363_34.6 S3 ME3SB4	C363_34.6 S3 MX3SB4	154	C363_34.6 P90 BE90LA4	C363_34.6 P90 BX90LA4	155
43	317	1.6	33.4	7000	C412_33.4 S3 ME3SB4	C412_33.4 S3 MX3SB4	158	C412_33.4 P90 BE90LA4	C412_33.4 P90 BX90LA4	159
43	314	1.0	33.1	5050	C322_33.1 S3 ME3SB4	C322_33.1 S3 MX3SB4	150	C322_33.1 P90 BE90LA4	C322_33.1 P90 BX90LA4	151
43	314	2.5	33.0	10000	C512_33.0 S3 ME3SB4	C512_33.0 S3 MX3SB4	162	C512_33.0 P90 BE90LA4	C512_33.0 P90 BX90LA4	163
45	299	1.7	31.4	6990	C412_31.4 S3 ME3SB4	C412_31.4 S3 MX3SB4	158	C412_31.4 P90 BE90LA4	C412_31.4 P90 BX90LA4	159
48	283	2.8	29.8	10000	C512_29.8 S3 ME3SB4	C512_29.8 S3 MX3SB4	162	C512_29.8 P90 BE90LA4	C512_29.8 P90 BX90LA4	163
48	283	1.1	29.8	4970	C322_29.8 S3 ME3SB4	C322_29.8 S3 MX3SB4	150	C322_29.8 P90 BE90LA4	C322_29.8 P90 BX90LA4	151
50	267	1.7	28.7	5830	C363_28.7 S3 ME3SB4	C363_28.7 S3 MX3SB4	154	C363_28.7 P90 BE90LA4	C363_28.7 P90 BX90LA4	155
51	269	1.9	28.3	6830	C412_28.3 S3 ME3SB4	C412_28.3 S3 MX3SB4	158	C412_28.3 P90 BE90LA4	C412_28.3 P90 BX90LA4	159
53	256	1.2	26.9	4890	C322_26.9 S3 ME3SB4	C322_26.9 S3 MX3SB4	150	C322_26.9 P90 BE90LA4	C322_26.9 P90 BX90LA4	151
55	244	1.8	26.2	5710	C363_26.2 S3 ME3SB4	C363_26.2 S3 MX3SB4	154	C363_26.2 P90 BE90LA4	C363_26.2 P90 BX90LA4	155
55	246	3.2	25.9	10000	C512_25.9 S3 ME3SB4	C512_25.9 S3 MX3SB4	162	C512_25.9 P90 BE90LA4	C512_25.9 P90 BX90LA4	163
57	239	1.3	25.1	4840	C322_25.1 S3 ME3SB4	C322_25.1 S3 MX3SB4	150	C322_25.1 P90 BE90LA4	C322_25.1 P90 BX90LA4	151
57	238	2.1	25.0	6680	C412_25.0 S3 ME3SB4	C412_25.0 S3 MX3SB4	158	C412_25.0 P90 BE90LA4	C412_25.0 P90 BX90LA4	159
62	218	1.4	22.9	4750	C322_22.9 S3 ME3SB4	C322_22.9 S3 MX3SB4	150	C322_22.9 P90 BE90LA4	C322_22.9 P90 BX90LA4	151
63	214	2.3	22.6	6510	C412_22.6 S3 ME3SB4	C412_22.6 S3 MX3SB4	158	C412_22.6 P90 BE90LA4	C412_22.6 P90 BX90LA4	159
65	206	2.1	22.1	5530	C363_22.1 S3 ME3SB4	C363_22.1 S3 MX3SB4	154	C363_22.1 P90 BE90LA4	C363_22.1 P90 BX90LA4	155
67	204	1.0	21.5	2600	C222_21.5 S3 ME3SB4	C222_21.5 S3 MX3SB4	146	C222_21.5 P90 BE90LA4	C222_21.5 P90 BX90LA4	147
71	191	1.5	20.1	4650	C322_20.1 S3 ME3SB4	C322_20.1 S3 MX3SB4	150	C322_20.1 P90 BE90LA4	C322_20.1 P90 BX90LA4	151
71	190	1.0	20.0	2740	C222_20.0 S3 ME3SB4	C222_20.0 S3 MX3SB4	146	C222_20.0 P90 BE90LA4	C222_20.0 P90 BX90LA4	147
72	188	2.6	19.8	6330	C412_19.8 S3 ME3SB4	C412_19.8 S3 MX3SB4	158	C412_19.8 P90 BE90LA4	C412_19.8 P90 BX90LA4	159
75	181	2.1	19.0	5330	C362_19.0 S3 ME3SB4	C362_19.0 S3 MX3SB4	154	C362_19.0 P90 BE90LA4	C362_19.0 P90 BX90LA4	155
79	173	1.6	18.2	4520	C322_18.2 S3 ME3SB4	C322_18.2 S3 MX3SB4	150	C322_18.2 P90 BE90LA4	C322_18.2 P90 BX90LA4	151
79	172	1.1	18.1	2700	C222_18.1 S3 ME3SB4	C222_18.1 S3 MX3SB4	146	C222_18.1 P90 BE90LA4	C222_18.1 P90 BX90LA4	147
80	169	2.8	17.8	6160	C412_17.8 S3 ME3SB4	C412_17.8 S3 MX3SB4	158	C412_17.8 P90 BE90LA4	C412_17.8 P90 BX90LA4	159
83	163	2.3	17.2	5140	C362_17.2 S3 ME3SB4	C362_17.2 S3 MX3SB4	154	C362_17.2 P90 BE90LA4	C362_17.2 P90 BX90LA4	155
90	150	1.2	15.8	2700	C222_15.8 S3 ME3SB4	C222_15.8 S3 MX3SB4	146	C222_15.8 P90 BE90LA4	C222_15.8 P90 BX90LA4	147
90	150	3.0	15.8	6000	C412_15.8 S3 ME3SB4	C412_15.8 S3 MX3SB4	158	C412_15.8 P90 BE90LA4	C412_15.8 P90 BX90LA4	159
92	148	1.8	15.6	4410	C322_15.6 S3 ME3SB4	C322_15.6 S3 MX3SB4	150	C322_15.6 P90 BE90LA4	C322_15.6 P90 BX90LA4	151
97	140	2.7	14.8	5030	C362_14.8 S3 ME3SB4	C362_14.8 S3 MX3SB4	154	C362_14.8 P90 BE90LA4	C362_14.8 P90 BX90LA4	155
98	138	1.2	14.5	2700	C222_14.5 S3 ME3SB4	C222_14.5 S3 MX3SB4	146	C222_14.5 P90 BE90LA4	C222_14.5 P90 BX90LA4	147
100	135	3.3	14.2	5830	C412_14.2 S3 ME3SB4	C412_14.2 S3 MX3SB4	158	C412_14.2 P90 BE90LA4	C412_14.2 P90 BX90LA4	159
102	134	1.9	14.1	4280	C322_14.1 S3 ME3SB4	C322_14.1 S3 MX3SB4	150	C322_14.1 P90 BE90LA4	C322_14.1 P90 BX90LA4	151

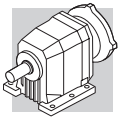


1.5 kW

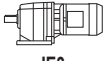

n ₂ min ⁻¹	M ₂ Nm	S	i	R _{n2} N				IEC		
					IE2	IE3		IE2	IE3	
107	127	3.0	13.3	4890	C362_13.3 S3 ME3SB4	C362_13.3 S3 MX3SB4	154	C362_13.3 P90 BE90LA4	C362_13.3 P90 BX90LA4	155
115	118	1.4	12.4	2630	C222_12.4 S3 ME3SB4	C222_12.4 S3 MX3SB4	146	C222_12.4 P90 BE90LA4	C222_12.4 P90 BX90LA4	147
116	117	2.1	12.3	4180	C322_12.3 S3 ME3SB4	C322_12.3 S3 MX3SB4	150	C322_12.3 P90 BE90LA4	C322_12.3 P90 BX90LA4	151
123	111	3.4	11.7	4740	C362_11.7 S3 ME3SB4	C362_11.7 S3 MX3SB4	154	C362_11.7 P90 BE90LA4	C362_11.7 P90 BX90LA4	155
128	106	2.2	11.2	4050	C322_11.2 S3 ME3SB4	C322_11.2 S3 MX3SB4	150	C322_11.2 P90 BE90LA4	C322_11.2 P90 BX90LA4	151
129	105	1.5	11.1	2600	C222_11.1 S3 ME3SB4	C222_11.1 S3 MX3SB4	146	C222_11.1 P90 BE90LA4	C222_11.1 P90 BX90LA4	147
148	92	1.6	9.6	2530	C222_9.6 S3 ME3SB4	C222_9.6 S3 MX3SB4	146	C222_9.6 P90 BE90LA4	C222_9.6 P90 BX90LA4	147
154	88	2.5	9.3	3900	C322_9.3 S3 ME3SB4	C322_9.3 S3 MX3SB4	150	C322_9.3 P90 BE90LA4	C322_9.3 P90 BX90LA4	151
165	82	1.7	8.7	2470	C222_8.7 S3 ME3SB4	C222_8.7 S3 MX3SB4	146	C222_8.7 P90 BE90LA4	C222_8.7 P90 BX90LA4	147
169	81	2.6	8.5	3790	C322_8.5 S3 ME3SB4	C322_8.5 S3 MX3SB4	150	C322_8.5 P90 BE90LA4	C322_8.5 P90 BX90LA4	151
180	75	2.3	15.8	2440	C222_15.8 S3 ME3SA2		146	C222_15.8 P90 BE90SA2		147
191	71	2.2	5.0	3610	C322_5.0 S3 ME3LB6		150	C322_5.0 P100 BE100LA6		151
200	68	2.9	7.2	3640	C322_7.2 S3 ME3SB4	C322_7.2 S3 MX3SB4	150	C322_7.2 P90 BE90LA4	C322_7.2 P90 BX90LA4	151
202	67	1.9	7.1	2380	C222_7.1 S3 ME3SB4	C222_7.1 S3 MX3SB4	146	C222_7.1 P90 BE90LA4	C222_7.1 P90 BX90LA4	147
204	67	3.0	4.6	4050	C362_4.6 S3 ME3LB6		154	C362_4.6 P100 BE100LA6		155
228	60	2.6	6.3	3450	C322_6.3 S3 ME3SB4	C322_6.3 S3 MX3SB4	150	C322_6.3 P90 BE90LA4	C322_6.3 P90 BX90LA4	151
229	59	0.9	6.2	600	C122_6.2 S3 ME3SB4	C122_6.2 S3 MX3SB4	142	C122_6.2 P90 BE90LA4	C122_6.2 P90 BX90LA4	143
235	58	1.8	6.1	2250	C222_6.1 S3 ME3SB4	C222_6.1 S3 MX3SB4	146	C222_6.1 P90 BE90LA4	C222_6.1 P90 BX90LA4	147
240	57	1.2	11.9	1250	C122_11.9 S3 ME3SA2		142	C122_11.9 P90 BE90SA2		143
253	54	2.9	5.7	3320	C322_5.7 S3 ME3SB4	C322_5.7 S3 MX3SB4	150	C322_5.7 P90 BE90LA4	C322_5.7 P90 BX90LA4	151
255	53	1.7	3.7	2210	C222_3.7 S3 ME3LB6		146	C222_3.7 P100 BE100LA6		147
255	53	1.0	5.6	720	C122_5.6 S3 ME3SB4	C122_5.6 S3 MX3SB4	142	C122_5.6 P90 BE90LA4	C122_5.6 P90 BX90LA4	143
256	53	1.9	5.6	2200	C222_5.6 S3 ME3SB4	C222_5.6 S3 MX3SB4	146	C222_5.6 P90 BE90LA4	C222_5.6 P90 BX90LA4	147
284	48	1.3	10.1	1340	C122_10.1 S3 ME3SA2		142	C122_10.1 P90 BE90SA2		143
289	47	3.3	5.0	3240	C322_5.0 S3 ME3SB4	C322_5.0 S3 MX3SB4	150	C322_5.0 P90 BE90LA4	C322_5.0 P90 BX90LA4	151
294	46	1.0	4.9	840	C122_4.9 S3 ME3SB4	C122_4.9 S3 MX3SB4	142	C122_4.9 P90 BE90LA4	C122_4.9 P90 BX90LA4	143
300	45	2.2	4.8	2140	C222_4.8 S3 ME3SB4	C222_4.8 S3 MX3SB4	146	C222_4.8 P90 BE90LA4	C222_4.8 P90 BX90LA4	147
323	42	1.4	8.8	1300	C122_8.8 S3 ME3SA2		142	C122_8.8 P90 BE90SA2		143
330	41	3.3	8.7	2130	C222_8.7 S3 ME3SA2		146	C222_8.7 P90 BE90SA2		147
332	41	1.1	4.3	930	C122_4.3 S3 ME3SB4	C122_4.3 S3 MX3SB4	142	C122_4.3 P90 BE90LA4	C122_4.3 P90 BX90LA4	143
336	40	2.3	4.3	2100	C222_4.3 S3 ME3SB4	C222_4.3 S3 MX3SB4	146	C222_4.3 P90 BE90LA4	C222_4.3 P90 BX90LA4	147
341	40	0.9	2.8	1000	C122_2.8 S3 ME3LB6		142	C122_2.8 P100 BE100LA6		143
347	39	2.0	2.7	2060	C222_2.7 S3 ME3LB6		146	C222_2.7 P100 BE100LA6		147
375	36	1.5	7.6	1270	C122_7.6 S3 ME3SA2		142	C122_7.6 P90 BE90SA2		143
386	35	2.6	3.7	2020	C222_3.7 S3 ME3SB4	C222_3.7 S3 MX3SB4	146	C222_3.7 P90 BE90LA4	C222_3.7 P90 BX90LA4	147
392	35	1.2	3.7	1100	C122_3.7 S3 ME3SB4	C122_3.7 S3 MX3SB4	142	C122_3.7 P90 BE90LA4	C122_3.7 P90 BX90LA4	143
403	34	3.9	7.1	2030	C222_7.1 S3 ME3SA2		146	C222_7.1 P90 BE90SA2		147
430	32	2.7	3.3	2000	C222_3.3 S3 ME3SB4	C222_3.3 S3 MX3SB4	146	C222_3.3 P90 BE90LA4	C222_3.3 P90 BX90LA4	147
446	30	1.3	3.2	1120	C122_3.2 S3 ME3SB4	C122_3.2 S3 MX3SB4	142	C122_3.2 P90 BE90LA4	C122_3.2 P90 BX90LA4	143
458	30	1.8	6.2	1180	C122_6.2 S3 ME3SA2		142	C122_6.2 P90 BE90SA2		143
469	29	3.6	6.1	1920	C222_6.1 S3 ME3SA2		146	C222_6.1 P90 BE90SA2		147
510	27	1.9	5.6	1140	C122_5.6 S3 ME3SA2		142	C122_5.6 P90 BE90SA2		143
511	27	3.8	5.6	1860	C222_5.6 S3 ME3SA2		146	C222_5.6 P90 BE90SA2		147
517	26	1.4	2.8	1140	C122_2.8 S3 ME3SB4	C122_2.8 S3 MX3SB4	142	C122_2.8 P90 BE90LA4	C122_2.8 P90 BX90LA4	143
525	26	3.1	2.7	1870	C222_2.7 S3 ME3SB4	C222_2.7 S3 MX3SB4	146	C222_2.7 P90 BE90LA4	C222_2.7 P90 BX90LA4	147
586	23	2.1	4.9	1110	C122_4.9 S3 ME3SA2		142	C122_4.9 P90 BE90SA2		143
599	23	4.4	4.8	1810	C222_4.8 S3 ME3SA2		146	C222_4.8 P90 BE90SA2		147
662	21	2.2	4.3	1070	C122_4.3 S3 ME3SA2		142	C122_4.3 P90 BE90SA2		143
782	17	2.4	3.7	1030	C122_3.7 S3 ME3SA2		142	C122_3.7 P90 BE90SA2		143
890	15	2.6	3.2	990	C122_3.2 S3 ME3SA2		142	C122_3.2 P90 BE90SA2		143
1032	13	2.8	2.8	960	C122_2.8 S3 ME3SA2		142	C122_2.8 P90 BE90SA2		143

1.5 kW

n ₂ min ⁻¹	M ₂ Nm	S	i	R _{n2} N				IEC		
					IE3	IE3		IE3	IE3	
1.0	12390	1.0	908.2	85000						
1.3	9730	1.2	1081	85000				C1004_1081 P90 BXN90L4		180
1.4	9035	1.3	1004	85000				C1004_1004 P90 BXN90L4		180
1.6	8174	1.5	908.2	85000				C1004_908.2 P90 BXN90L4		180
1.7	7596	0.9	844.0	60000				C904_844.0 P90 BXN90L4		177
1.7	7590	1.6	843.3	85000				C1004_843.3 P90 BXN90L4		180

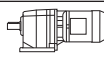



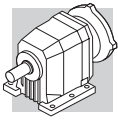
1.5 kW

n ₂ min ⁻¹	M ₂ Nm	S	i	R _{n2} N	 IE3	 IE3	
1.8	6981	1.7	775.7	85000		C1004_775.7 P90 BXN90L4 C904_773.6 P90 BXN90L4	180 177
2.0	6483	1.9	720.3	85000		C1004_720.3 P90 BXN90L4 C904_712.2 P90 BXN90L4	180 177
2.2	5875	1.2	652.8	60000		C904_652.8 P90 BXN90L4	177
2.3	5647	2.1	627.4	85000		C1004_627.4 P90 BXN90L4	180
2.5	5245	1.4	582.8	60000		C904_582.8 P90 BXN90L4	177
2.5	5243	2.3	582.6	85000		C1004_582.6 P90 BXN90L4	180
2.7	4808	1.5	534.2	60000		C904_534.2 P90 BXN90L4	177
2.8	4524	2.7	502.6	85000		C1004_502.6 P90 BXN90L4	180
3.1	4201	2.9	466.7	85000		C1004_466.7 P90 BXN90L4	180
3.1	4114	1.8	457.1	60000		C904_457.1 P90 BXN90L4	177
3.1	4099	1.0	455.4	35000		C804_455.4 P90 BXN90L4	174
3.4	3771	1.9	419.0	60000		C904_419.0 P90 BXN90L4	177
3.4	3757	1.1	417.5	35000		C804_417.5 P90 BXN90L4	174
3.9	3328	2.2	369.8	60000		C904_369.8 P90 BXN90L4	177
3.9	3282	1.2	364.7	35000		C804_364.7 P90 BXN90L4	174
4.2	3051	2.4	339.0	60000		C904_339.0 P90 BXN90L4	177
4.3	3008	1.3	334.3	35000		C804_334.3 P90 BXN90L4	174
4.9	2636	2.7	292.9	60000		C904_292.9 P90 BXN90L4	177
5.0	2571	1.6	285.7	35000		C804_285.7 P90 BXN90L4	174
5.3	2450	0.9	272.2	25000		C704_272.2 P90 BXN90L4	171
5.3	2416	3.0	268.5	60000		C904_268.5 P90 BXN90L4	177
5.5	2357	1.7	261.9	35000		C804_261.9 P90 BXN90L4	174
5.7	2262	1.0	251.3	25000		C704_251.3 P90 BXN90L4	171
6.0	2226	1.0	239.3	25000		C703_239.3 P90 BXN90L4	171
6.5	2054	1.1	220.9	25000		C703_220.9 P90 BXN90L4	171
6.6	1957	0.8	217.4	16000		C614_217.4 P90 BXN90L4	167
6.6	2007	2.0	215.8	35000		C803_215.8 P90 BXN90L4	174
7.2	1840	2.1	197.9	35000		C803_197.9 P90 BXN90L4	174
7.3	1762	0.9	195.8	16000		C613_195.8 P90 BXN90L4	167
7.4	1805	1.3	194.1	25000		C703_194.1 P90 BXN90L4	171
7.8	1715	2.3	184.4	35000		C803_184.4 P90 BXN90L4	174
8.0	1666	1.4	179.2	25000		C703_179.2 P90 BXN90L4	171
8.0	1607	1.0	178.6	16000		C613_178.6 P90 BXN90L4	167
8.5	1572	2.5	169.0	35000		C803_169.0 P90 BXN90L4	174
8.7	1480	1.1	164.5	16000		C613_164.5 P90 BXN90L4	167
8.8	1514	1.5	162.8	25000		C703_162.8 P90 BXN90L4	171
9.5	1398	1.6	150.3	25000		C703_150.3 P90 BXN90L4	171
9.5	1350	1.2	150.0	16000		C613_150.0 P90 BXN90L4	167
9.6	1387	2.9	149.1	35000		C803_149.1 P90 BXN90L4	174
10.2	1264	1.3	140.5	16000		C613_140.5 P90 BXN90L4	167
10.4	1278	1.8	137.4	25000		C703_137.4 P90 BXN90L4	171
10.5	1271	3.1	136.7	35000		C803_136.7 P90 BXN90L4	174
11.2	1153	1.4	128.1	16000		C613_128.1 P90 BXN90L4	167
11.3	1180	1.9	126.8	25000		C703_126.8 P90 BXN90L4	171
12.6	1022	1.6	113.6	16000		C613_113.6 P90 BXN90L4	167
12.6	1057	0.9	113.6	10000		C513_113.6 P90 BXN90L4	163
12.7	1046	2.2	112.4	25000		C703_112.4 P90 BXN90L4	171
13.8	965	2.4	103.8	25000		C703_103.8 P90 BXN90L4	171
13.8	933	1.7	103.6	16000		C613_103.6 P90 BXN90L4	167
14.0	947	1.1	101.8	10000		C513_101.8 P90 BXN90L4	163
15.4	865	1.2	93.0	10000		C513_93.0 P90 BXN90L4	163
15.7	819	2.0	91.0	16000		C613_91.0 P90 BXN90L4	167
16.2	820	2.8	88.2	25000		C703_88.2 P90 BXN90L4	171
16.6	821	1.0	57.0	10000			
17.2	747	2.1	83.0	16000		C613_83.0 P90 BXN90L4	167
17.6	757	3.0	81.4	25000		C703_81.4 P90 BXN90L4	171
17.9	743	1.3	79.9	10000		C513_79.9 P90 BXN90L4	163
18.4	740	0.9	51.4	10000			
19.3	668	2.4	74.2	16000		C613_74.2 P90 BXN90L4	167
19.6	678	1.5	72.9	10000		C513_72.9 P90 BXN90L4	163
19.8	689	1.2	47.8	10000			
20.0	663	3.5	71.3	25000		C703_71.3 P90 BXN90L4	171
21.1	609	2.6	67.7	16000		C613_67.7 P90 BXN90L4	167

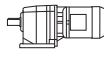



1.5 kW

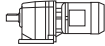

n ₂ min ⁻¹	M ₂ Nm	S	i	R _{n2} N	IE3		IEC IE3
							
21.9	621	1.2	43.1	10000			163
22.1	601	1.7	64.6	10000			163
22.2	598	1.0	64.3	7000			159
24.2	549	1.8	59.0	10000			163
24.4	545	1.1	58.7	7000			159
24.4	527	3.0	58.6	16000			167
25.1	542	1.4	57.0	10000			163
26.7	481	3.3	53.5	16000			167
27.8	479	1.3	51.5	7000			159
27.8	488	1.4	51.4	10000			163
27.9	476	2.1	51.2	10000			163
29.7	448	1.0	48.2	6290			155
29.9	454	1.8	47.8	10000			163
30	437	1.4	47.0	7000			159
31	435	2.3	46.7	10000			163
32	425	1.2	44.8	7000			159
33	404	1.1	43.5	6110			155
33	410	1.9	43.1	10000			163
35	376	2.7	40.5	10000			163
35	383	2.1	40.4	10000			163
35	375	1.6	40.3	7000			159
38	354	1.3	38.1	6110			155
39	352	1.4	37.1	7000			159
39	344	2.9	37.0	10000			163
39	346	2.3	36.4	10000			163
40	343	0.9	36.1	5100			151
41	322	1.4	34.6	5950			155
43	317	1.6	33.4	7000			159
43	314	1.0	33.1	5050			151
43	314	2.5	33.0	10000			163
45	299	1.7	31.4	6990			159
48	283	2.8	29.8	10000			163
48	283	1.1	29.8	4970			151
50	267	1.7	28.7	5830			155
51	269	1.9	28.3	6830			159
53	256	1.2	26.9	4890			151
55	244	1.8	26.2	5710			155
55	246	3.2	25.9	10000			163
57	239	1.3	25.1	4840			151
57	238	2.1	25.0	6680			159
62	218	1.4	22.9	4750			151
63	214	2.3	22.6	6510			159
65	206	2.1	22.1	5530			155
67	204	1.0	21.5	2600			147
71	191	1.5	20.1	4650			151
71	190	1.0	20.0	2740			147
72	188	2.6	19.8	6330			159
75	181	2.1	19.0	5330			155
79	173	1.6	18.2	4520			151
79	172	1.1	18.1	2700			147
80	169	2.8	17.8	6160			159
83	163	2.3	17.2	5140			155
90	150	1.2	15.8	2700			147
90	150	3.0	15.8	6000			159
92	148	1.8	15.6	4410			151
97	140	2.7	14.8	5030			155
98	138	1.2	14.5	2700			147
100	135	3.3	14.2	5830			159
102	134	1.9	14.1	4280			151
107	127	3.0	13.3	4890			155
115	118	1.4	12.4	2630			147
116	117	2.1	12.3	4180			151
123	111	3.4	11.7	4740			155
128	106	2.2	11.2	4050			151
129	105	1.5	11.1	2600			147

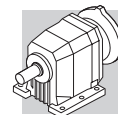


1.5 kW

n ₂ min ⁻¹	M ₂ Nm	S	i	R _{n2} N	 IE3		 IE3	
148	92	1.6	9.6	2530			C222_9.6 P90 BXN90L4	147
154	88	2.5	9.3	3900			C322_9.3 P90 BXN90L4	151
165	82	1.7	8.7	2470			C222_8.7 P90 BXN90L4	147
169	81	2.6	8.5	3790			C322_8.5 P90 BXN90L4	151
180	75	2.3	15.8	2440				
191	71	2.2	5.0	3610				
200	68	2.9	7.2	3640			C322_7.2 P90 BXN90L4	151
202	67	1.9	7.1	2380			C222_7.1 P90 BXN90L4	147
204	67	3.0	4.6	4050				
228	60	2.6	6.3	3450			C322_6.3 P90 BXN90L4	151
229	59	0.9	6.2	600			C122_6.2 P90 BXN90L4	143
235	58	1.8	6.1	2250			C222_6.1 P90 BXN90L4	147
240	57	1.2	11.9	1250				
253	54	2.9	5.7	3320			C322_5.7 P90 BXN90L4	151
255	53	1.7	3.7	2210				
255	53	1.0	5.6	720			C122_5.6 P90 BXN90L4	143
256	53	1.9	5.6	2200			C222_5.6 P90 BXN90L4	147
284	48	1.3	10.1	1340				
289	47	3.3	5.0	3240			C322_5.0 P90 BXN90L4	151
294	46	1.0	4.9	840			C122_4.9 P90 BXN90L4	143
300	45	2.2	4.8	2140			C222_4.8 P90 BXN90L4	147
323	42	1.4	8.8	1300				
330	41	3.3	8.7	2130				
332	41	1.1	4.3	930			C122_4.3 P90 BXN90L4	143
336	40	2.3	4.3	2100			C222_4.3 P90 BXN90L4	147
341	40	0.9	2.8	1000				
347	39	2.0	2.7	2060				
375	36	1.5	7.6	1270				
386	35	2.6	3.7	2020			C222_3.7 P90 BXN90L4	147
392	35	1.2	3.7	1100			C122_3.7 P90 BXN90L4	143
403	34	3.9	7.1	2030				
430	32	2.7	3.3	2000			C222_3.3 P90 BXN90L4	147
446	30	1.3	3.2	1120			C122_3.2 P90 BXN90L4	143
458	30	1.8	6.2	1180				
469	29	3.6	6.1	1920				
510	27	1.9	5.6	1140				
511	27	3.8	5.6	1860				
517	26	1.4	2.8	1140			C122_2.8 P90 BXN90L4	143
525	26	3.1	2.7	1870			C222_2.7 P90 BXN90L4	147
586	23	2.1	4.9	1110				
599	23	4.4	4.8	1810				
662	21	2.2	4.3	1070				
782	17	2.4	3.7	1030				
890	15	2.6	3.2	990				
1032	13	2.8	2.8	960				

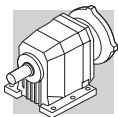
2.2 kW

n ₂ min ⁻¹	M ₂ Nm	S	i	R _{n2} N	 IE2		 IE3			
					IE2	IE3	IE2	IE3		
1.4	13281	0.9	1004	85000	C1004_1004 S3 ME3LA4	C1004_1004 S3 MX3LA4	179	C1004_1004 P100 BE100LA4	C1004_1004 P100 BX100LA4	180
1.6	12016	1.0	908.2	85000	C1004_908.2 S3 ME3LA4	C1004_908.2 S3 MX3LA4	179	C1004_908.2 P100 BE100LA4	C1004_908.2 P100 BX100LA4	180
1.7	11157	1.1	843.3	85000	C1004_843.3 S3 ME3LA4	C1004_843.3 S3 MX3LA4	179	C1004_843.3 P100 BE100LA4	C1004_843.3 P100 BX100LA4	180
1.8	10263	1.2	775.7	85000	C1004_775.7 S3 ME3LA4	C1004_775.7 S3 MX3LA4	179	C1004_775.7 P100 BE100LA4	C1004_775.7 P100 BX100LA4	180
2.0	9530	1.3	720.3	85000	C1004_720.3 S3 ME3LA4	C1004_720.3 S3 MX3LA4	179	C1004_720.3 P100 BE100LA4	C1004_720.3 P100 BX100LA4	180
2.3	8301	1.4	627.4	85000	C1004_627.4 S3 ME3LA4	C1004_627.4 S3 MX3LA4	179	C1004_627.4 P100 BE100LA4	C1004_627.4 P100 BX100LA4	180
2.5	7710	0.9	582.8	60000	C904_582.8 S3 ME3LA4	C904_582.8 S3 MX3LA4	176	C904_582.8 P100 BE100LA4	C904_582.8 P100 BX100LA4	177
2.5	7708	1.6	582.6	85000	C1004_582.6 S3 ME3LA4	C1004_582.6 S3 MX3LA4	179	C1004_582.6 P100 BE100LA4	C1004_582.6 P100 BX100LA4	180
2.7	7068	1.0	534.2	60000	C904_534.2 S3 ME3LA4	C904_534.2 S3 MX3LA4	176	C904_534.2 P100 BE100LA4	C904_534.2 P100 BX100LA4	177
2.8	6650	1.8	502.6	85000	C1004_502.6 S3 ME3LA4	C1004_502.6 S3 MX3LA4	179	C1004_502.6 P100 BE100LA4	C1004_502.6 P100 BX100LA4	180
3.1	6175	1.9	466.7	85000	C1004_466.7 S3 ME3LA4	C1004_466.7 S3 MX3LA4	179	C1004_466.7 P100 BE100LA4	C1004_466.7 P100 BX100LA4	180
3.1	6048	1.2	457.1	60000	C904_457.1 S3 ME3LA4	C904_457.1 S3 MX3LA4	176	C904_457.1 P100 BE100LA4	C904_457.1 P100 BX100LA4	177
3.4	5544	1.3	419.0	60000	C904_419.0 S3 ME3LA4	C904_419.0 S3 MX3LA4	176	C904_419.0 P100 BE100LA4	C904_419.0 P100 BX100LA4	177



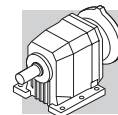
2.2 kW

n ₂ min ⁻¹	M ₂ Nm	S	i	R _{n2} N				IEC		
					IE2	IE3		IE2	IE3	
3.5	5421	2.2	409.8	85000	C1004_409.8 S3 ME3LA4	C1004_409.8 S3 MX3LA4	179	C1004_409.8 P100 BE100LA4	C1004_409.8 P100 BX100LA4	180
3.8	5034	2.4	380.5	85000	C1004_380.5 S3 ME3LA4	C1004_380.5 S3 MX3LA4	179	C1004_380.5 P100 BE100LA4	C1004_380.5 P100 BX100LA4	180
3.9	4892	1.5	369.8	60000	C904_369.8 S3 ME3LA4	C904_369.8 S3 MX3LA4	176	C904_369.8 P100 BE100LA4	C904_369.8 P100 BX100LA4	177
4.2	4484	1.6	339.0	60000	C904_339.0 S3 ME3LA4	C904_339.0 S3 MX3LA4	176	C904_339.0 P100 BE100LA4	C904_339.0 P100 BX100LA4	177
4.3	4422	0.9	334.3	35000	C804_334.3 S3 ME3LA4	C804_334.3 S3 MX3LA4	173	C804_334.3 P100 BE100LA4	C804_334.3 P100 BX100LA4	174
4.4	4282	2.8	323.6	85000	C1004_323.6 S3 ME3LA4	C1004_323.6 S3 MX3LA4	179	C1004_323.6 P100 BE100LA4	C1004_323.6 P100 BX100LA4	180
4.9	3875	1.9	292.9	60000	C904_292.9 S3 ME3LA4	C904_292.9 S3 MX3LA4	176	C904_292.9 P100 BE100LA4	C904_292.9 P100 BX100LA4	177
5.0	3779	1.1	285.7	35000	C804_285.7 S3 ME3LA4	C804_285.7 S3 MX3LA4	173	C804_285.7 P100 BE100LA4	C804_285.7 P100 BX100LA4	174
5.3	3552	2.0	268.5	60000	C904_268.5 S3 ME3LA4	C904_268.5 S3 MX3LA4	176	C904_268.5 P100 BE100LA4	C904_268.5 P100 BX100LA4	177
5.5	3464	1.2	261.9	35000	C804_261.9 S3 ME3LA4	C804_261.9 S3 MX3LA4	173	C804_261.9 P100 BE100LA4	C804_261.9 P100 BX100LA4	174
6.2	3065	2.3	231.7	60000	C904_231.7 S3 ME3LA4	C904_231.7 S3 MX3LA4	176	C904_231.7 P100 BE100LA4	C904_231.7 P100 BX100LA4	177
6.6	2951	1.4	215.8	35000	C803_215.8 S3 ME3LA4	C803_215.8 S3 MX3LA4	173	C803_215.8 P100 BE100LA4	C803_215.8 P100 BX100LA4	174
6.7	2810	2.6	212.4	60000	C904_212.4 S3 ME3LA4	C904_212.4 S3 MX3LA4	176	C904_212.4 P100 BE100LA4	C904_212.4 P100 BX100LA4	177
7.2	2705	1.4	197.9	35000	C803_197.9 S3 ME3LA4	C803_197.9 S3 MX3LA4	173	C803_197.9 P100 BE100LA4	C803_197.9 P100 BX100LA4	174
7.8	2520	1.6	184.4	35000	C803_184.4 S3 ME3LA4	C803_184.4 S3 MX3LA4	173	C803_184.4 P100 BE100LA4	C803_184.4 P100 BX100LA4	174
8.0	2450	0.9	179.2	25000	C703_179.2 S3 ME3LA4	C703_179.2 S3 MX3LA4	170	C703_179.2 P100 BE100LA4	C703_179.2 P100 BX100LA4	171
8.5	2310	1.7	169.0	35000	C803_169.0 S3 ME3LA4	C803_169.0 S3 MX3LA4	173	C803_169.0 P100 BE100LA4	C803_169.0 P100 BX100LA4	174
8.8	2226	1.0	162.8	25000	C703_162.8 S3 ME3LA4	C703_162.8 S3 MX3LA4	170	C703_162.8 P100 BE100LA4	C703_162.8 P100 BX100LA4	171
9.5	2055	1.1	150.3	25000	C703_150.3 S3 ME3LA4	C703_150.3 S3 MX3LA4	170	C703_150.3 P100 BE100LA4	C703_150.3 P100 BX100LA4	171
9.6	2038	2.0	149.1	35000	C803_149.1 S3 ME3LA4	C803_149.1 S3 MX3LA4	173	C803_149.1 P100 BE100LA4	C803_149.1 P100 BX100LA4	174
10.4	1878	1.2	137.4	25000	C703_137.4 S3 ME3LA4	C703_137.4 S3 MX3LA4	170	C703_137.4 P100 BE100LA4	C703_137.4 P100 BX100LA4	171
10.5	1869	2.1	136.7	35000	C803_136.7 S3 ME3LA4	C803_136.7 S3 MX3LA4	173	C803_136.7 P100 BE100LA4	C803_136.7 P100 BX100LA4	174
11.2	1695	0.9	128.1	16000	C613_128.1 S3 ME3LA4	C613_128.1 S3 MX3LA4	166	C613_128.1 P100 BE100LA4	C613_128.1 P100 BX100LA4	167
11.3	1734	1.3	126.8	25000	C703_126.8 S3 ME3LA4	C703_126.8 S3 MX3LA4	170	C703_126.8 P100 BE100LA4	C703_126.8 P100 BX100LA4	171
12.0	1633	2.4	119.5	35000	C803_119.5 S3 ME3LA4	C803_119.5 S3 MX3LA4	173	C803_119.5 P100 BE100LA4	C803_119.5 P100 BX100LA4	174
12.6	1503	1.1	113.6	16000	C613_113.6 S3 ME3LA4	C613_113.6 S3 MX3LA4	166	C613_113.6 P100 BE100LA4	C613_113.6 P100 BX100LA4	167
12.7	1537	1.5	112.4	25000	C703_112.4 S3 ME3LA4	C703_112.4 S3 MX3LA4	170	C703_112.4 P100 BE100LA4	C703_112.4 P100 BX100LA4	171
13.1	1497	2.7	109.5	35000	C803_109.5 S3 ME3LA4	C803_109.5 S3 MX3LA4	173	C803_109.5 P100 BE100LA4	C803_109.5 P100 BX100LA4	174
13.8	1419	1.6	103.8	25000	C703_103.8 S3 ME3LA4	C703_103.8 S3 MX3LA4	170	C703_103.8 P100 BE100LA4	C703_103.8 P100 BX100LA4	171
13.8	1371	1.2	103.6	16000	C613_103.6 S3 ME3LA4	C613_103.6 S3 MX3LA4	166	C613_103.6 P100 BE100LA4	C613_103.6 P100 BX100LA4	167
14.7	1331	3.0	97.4	35000	C803_97.4 S3 ME3LA4	C803_97.4 S3 MX3LA4	173	C803_97.4 P100 BE100LA4	C803_97.4 P100 BX100LA4	174
15.7	1204	1.3	91.0	16000	C613_91.0 S3 ME3LA4	C613_91.0 S3 MX3LA4	166	C613_91.0 P100 BE100LA4	C613_91.0 P100 BX100LA4	167
16.0	1220	3.3	89.3	35000	C803_89.3 S3 ME3LA4	C803_89.3 S3 MX3LA4	173	C803_89.3 P100 BE100LA4	C803_89.3 P100 BX100LA4	174
16.2	1206	1.9	88.2	25000	C703_88.2 S3 ME3LA4	C703_88.2 S3 MX3LA4	170	C703_88.2 P100 BE100LA4	C703_88.2 P100 BX100LA4	171
17.2	1099	1.5	83.0	16000	C613_83.0 S3 ME3LA4	C613_83.0 S3 MX3LA4	166	C613_83.0 P100 BE100LA4	C613_83.0 P100 BX100LA4	167
17.6	1113	2.1	81.4	25000	C703_81.4 S3 ME3LA4	C703_81.4 S3 MX3LA4	170	C703_81.4 P100 BE100LA4	C703_81.4 P100 BX100LA4	171
17.9	1092	0.9	79.9	10000	C513_79.9 S3 ME3LA4	C513_79.9 S3 MX3LA4	162	C513_79.9 P100 BE100LA4	C513_79.9 P100 BX100LA4	163
19.3	982	1.6	74.2	16000	C613_74.2 S3 ME3LA4	C613_74.2 S3 MX3LA4	166	C613_74.2 P100 BE100LA4	C613_74.2 P100 BX100LA4	167
19.6	997	1.0	72.9	10000	C513_72.9 S3 ME3LA4	C513_72.9 S3 MX3LA4	162	C513_72.9 P100 BE100LA4	C513_72.9 P100 BX100LA4	163
20.0	975	2.4	71.3	25000	C703_71.3 S3 ME3LA4	C703_71.3 S3 MX3LA4	170	C703_71.3 P100 BE100LA4	C703_71.3 P100 BX100LA4	171
21.1	896	1.8	67.7	16000	C613_67.7 S3 ME3LA4	C613_67.7 S3 MX3LA4	166	C613_67.7 P100 BE100LA4	C613_67.7 P100 BX100LA4	167
21.7	900	2.6	65.9	25000	C703_65.9 S3 ME3LA4	C703_65.9 S3 MX3LA4	170	C703_65.9 P100 BE100LA4	C703_65.9 P100 BX100LA4	171
22.1	883	1.1	64.6	10000	C513_64.6 S3 ME3LA4	C513_64.6 S3 MX3LA4	162	C513_64.6 P100 BE100LA4	C513_64.6 P100 BX100LA4	163
24.2	806	1.2	59.0	10000	C513_59.0 S3 ME3LA4	C513_59.0 S3 MX3LA4	162	C513_59.0 P100 BE100LA4	C513_59.0 P100 BX100LA4	163
24.4	775	2.1	58.6	16000	C613_58.6 S3 ME3LA4	C613_58.6 S3 MX3LA4	166	C613_58.6 P100 BE100LA4	C613_58.6 P100 BX100LA4	167
25.1	796	1.0	57.0	10000	C512_57.0 S3 ME3LA4	C512_57.0 S3 MX3LA4	162	C512_57.0 P100 BE100LA4	C512_57.0 P100 BX100LA4	163
25.3	773	3.0	56.5	25000	C703_56.5 S3 ME3LA4	C703_56.5 S3 MX3LA4	170	C703_56.5 P100 BE100LA4	C703_56.5 P100 BX100LA4	171
26.7	707	2.3	53.5	16000	C613_53.5 S3 ME3LA4	C613_53.5 S3 MX3LA4	166	C613_53.5 P100 BE100LA4	C613_53.5 P100 BX100LA4	167
27.8	718	1.0	51.4	10000	C512_51.4 S3 ME3LA4	C512_51.4 S3 MX3LA4	162	C512_51.4 P100 BE100LA4	C512_51.4 P100 BX100LA4	163
27.9	700	1.4	51.2	10000	C513_51.2 S3 ME3LA4	C513_51.2 S3 MX3LA4	162	C513_51.2 P100 BE100LA4	C513_51.2 P100 BX100LA4	163
29.9	668	1.2	47.8	10000	C512_47.8 S3 ME3LA4	C512_47.8 S3 MX3LA4	162	C512_47.8 P100 BE100LA4	C512_47.8 P100 BX100LA4	163
30	630	2.5	47.6	16000	C613_47.6 S3 ME3LA4	C613_47.6 S3 MX3LA4	166	C613_47.6 P100 BE100LA4	C613_47.6 P100 BX100LA4	167
30	642	0.9	47.0	6440	C413_47.0 S3 ME3LA4	C413_47.0 S3 MX3LA4	158	C413_47.0 P100 BE100LA4	C413_47.0 P100 BX100LA4	159
31	639	1.6	46.7	10000	C513_46.7 S3 ME3LA4	C513_46.7 S3 MX3LA4	162	C513_46.7 P100 BE100LA4	C513_46.7 P100 BX100LA4	163
33	575	2.8	43.4	16000	C613_43.4 S3 ME3LA4	C613_43.4 S3 MX3LA4	166	C613_43.4 P100 BE100LA4	C613_43.4 P100 BX100LA4	167
33	602	1.3	43.1	10000	C512_43.1 S3 ME3LA4	C512_43.1 S3 MX3LA4	162	C512_43.1 P100 BE100LA4	C512_43.1 P100 BX100LA4	163
35	553	1.8	40.5	10000	C513_40.5 S3 ME3LA4	C513_40.5 S3 MX3LA4	162	C513_40.5 P100 BE100LA4	C513_40.5 P100 BX100LA4	163
35	564	1.4	40.4	10000	C512_40.4 S3 ME3LA4	C512_40.4 S3 MX3LA4	162	C512_40.4 P100 BE100LA4	C512_40.4 P100 BX100LA4	163
35	551	1.1	40.3	6460	C413_40.3 S3 ME3LA4	C413_40.3 S3 MX3LA4	158	C413_40.3 P100 BE100LA4	C413_40.3 P100 BX100LA4	159
38	531	2.5	38.0	16000	C612_38.0 S3 ME3LA4	C612_38.0 S3 MX3LA4	166	C612_38.0 P100 BE100LA4	C612_38.0 P100 BX100LA4	167
39	518	1.0	37.1	6370	C412_37.1 S3 ME3LA4	C412_37.1 S3 MX3LA4	158	C412_37.1 P100 BE100LA4	C412_37.1 P100 BX100LA4	159
39	505	2.0	37.0	10000	C513_37.0 S3 ME3LA4	C513_37.0 S3 MX3LA4	162	C513_37.0 P100 BE100LA4	C513_37.0 P100 BX100LA4	163
39	503	1.2	36.8	6390	C413_36.8 S3 ME3LA4	C413_36.8 S3 MX3LA4	158	C413_36.8 P100 BE100LA4	C413_36.8 P100 BX100LA4	159
39	508	1.6	36.4	10000	C512_36.4 S3 ME3LA4	C512_36.4 S3 MX3LA4	162	C512_36.4 P100 BE100LA4	C512_36.4 P100 BX100LA4	163
41	473	1.0	34.6	5350	C363_34.6 S3 ME3LA4	C363_34.6 S3 MX3LA4	154	C363_34.6 P100 BE100LA4	C363_34.6 P100 BX100LA4	155
42	478	2.6	34.2	16000	C612_34.2 S3 ME3LA4	C612_34.2 S3 MX3LA4	166	C612_34.2 P100 BE100LA4	C612_34.2 P100 BX100LA4	167
43	466	1.1	33.4	6290	C412_33.4 S3 ME3LA4	C412_33.4 S3 MX3LA4	158	C412_33.4 P100 BE100LA4	C412_33.4 P100 BX100LA4	159
43	461	1.7	33.0	10000	C512_33.0 S3 ME3LA4	C512_33.0 S3 MX3LA4	162	C512_33.0 P100 BE100LA4	C512_33.0 P100 BX100LA4	163



2.2 kW

n ₂ min-1	M ₂ Nm	S	i	R _{n2} N						
					IE2	IE3		IE2	IE3	
45	439	1.1	31.4	6290	C412_31.4 S3 ME3LA4	C412_31.4 S3 MX3LA4	158	C412_31.4 P100 BE100LA4	C412_31.4 P100 BX100LA4	159
47	425	3.2	30.4	16000	C612_30.4 S3 ME3LA4	C612_30.4 S3 MX3LA4	166	C612_30.4 P100 BE100LA4	C612_30.4 P100 BX100LA4	167
48	411	2.4	30.1	10000	C513_30.1 S3 ME3LA4	C513_30.1 S3 MX3LA4	162	C513_30.1 P100 BE100LA4	C513_30.1 P100 BX100LA4	163
48	416	1.9	29.8	10000	C512_29.8 S3 ME3LA4	C512_29.8 S3 MX3LA4	162	C512_29.8 P100 BE100LA4	C512_29.8 P100 BX100LA4	163
50	393	1.1	28.7	5220	C363_28.7 S3 ME3LA4	C363_28.7 S3 MX3LA4	154	C363_28.7 P100 BE100LA4	C363_28.7 P100 BX100LA4	155
51	395	1.3	28.3	6190	C412_28.3 S3 ME3LA4	C412_28.3 S3 MX3LA4	158	C412_28.3 P100 BE100LA4	C412_28.3 P100 BX100LA4	159
52	375	2.6	27.4	10000	C513_27.4 S3 ME3LA4	C513_27.4 S3 MX3LA4	162	C513_27.4 P100 BE100LA4	C513_27.4 P100 BX100LA4	163
52	383	3.5	27.4	15900	C612_27.4 S3 ME3LA4	C612_27.4 S3 MX3LA4	166	C612_27.4 P100 BE100LA4	C612_27.4 P100 BX100LA4	167
55	358	1.2	26.2	5140	C363_26.2 S3 ME3LA4	C363_26.2 S3 MX3LA4	154	C363_26.2 P100 BE100LA4	C363_26.2 P100 BX100LA4	155
55	362	2.2	25.9	10000	C512_25.9 S3 ME3LA4	C512_25.9 S3 MX3LA4	162	C512_25.9 P100 BE100LA4	C512_25.9 P100 BX100LA4	163
57	351	0.9	25.1	4270	C322_25.1 S3 ME3LA4	C322_25.1 S3 MX3LA4	150	C322_25.1 P100 BE100LA4	C322_25.1 P100 BX100LA4	151
57	350	1.4	25.0	6120	C412_25.0 S3 ME3LA4	C412_25.0 S3 MX3LA4	158	C412_25.0 P100 BE100LA4	C412_25.0 P100 BX100LA4	159
61	326	2.5	23.4	10000	C512_23.4 S3 ME3LA4	C512_23.4 S3 MX3LA4	162	C512_23.4 P100 BE100LA4	C512_23.4 P100 BX100LA4	163
62	320	0.9	22.9	4240	C322_22.9 S3 ME3LA4	C322_22.9 S3 MX3LA4	150	C322_22.9 P100 BE100LA4	C322_22.9 P100 BX100LA4	151
63	315	1.6	22.6	6000	C412_22.6 S3 ME3LA4	C412_22.6 S3 MX3LA4	158	C412_22.6 P100 BE100LA4	C412_22.6 P100 BX100LA4	159
65	303	1.4	22.1	5060	C363_22.1 S3 ME3LA4	C363_22.1 S3 MX3LA4	154	C363_22.1 P100 BE100LA4	C363_22.1 P100 BX100LA4	155
68	293	2.7	21.0	10000	C512_21.0 S3 ME3LA4	C512_21.0 S3 MX3LA4	162	C512_21.0 P100 BE100LA4	C512_21.0 P100 BX100LA4	163
71	280	1.1	20.1	4200	C322_20.1 S3 ME3LA4	C322_20.1 S3 MX3LA4	150	C322_20.1 P100 BE100LA4	C322_20.1 P100 BX100LA4	151
72	276	1.8	19.8	5890	C412_19.8 S3 ME3LA4	C412_19.8 S3 MX3LA4	158	C412_19.8 P100 BE100LA4	C412_19.8 P100 BX100LA4	159
75	265	1.4	19.0	4920	C362_19.0 S3 ME3LA4	C362_19.0 S3 MX3LA4	154	C362_19.0 P100 BE100LA4	C362_19.0 P100 BX100LA4	155
76	264	3.0	18.9	10000	C512_18.9 S3 ME3LA4	C512_18.9 S3 MX3LA4	162	C512_18.9 P100 BE100LA4	C512_18.9 P100 BX100LA4	163
77	258	1.0	12.3	4100	C322_12.3 S4 ME4SA6		150	C322_12.3 P112 BE112M6		151
79	254	1.1	18.2	4120	C322_18.2 S3 ME3LA4	C322_18.2 S3 MX3LA4	150	C322_18.2 P100 BE100LA4	C322_18.2 P100 BX100LA4	151
80	248	1.9	17.8	5760	C412_17.8 S3 ME3LA4	C412_17.8 S3 MX3LA4	158	C412_17.8 P100 BE100LA4	C412_17.8 P100 BX100LA4	159
83	240	1.6	17.2	4800	C362_17.2 S3 ME3LA4	C362_17.2 S3 MX3LA4	154	C362_17.2 P100 BE100LA4	C362_17.2 P100 BX100LA4	155
85	234	1.0	11.2	4060	C322_11.2 S4 ME4SA6		150	C322_11.2 P112 BE112M6		151
90	221	2.0	15.8	5650	C412_15.8 S3 ME3LA4	C412_15.8 S3 MX3LA4	158	C412_15.8 P100 BE100LA4	C412_15.8 P100 BX100LA4	159
92	218	1.2	15.6	4060	C322_15.6 S3 ME3LA4	C322_15.6 S3 MX3LA4	150	C322_15.6 P100 BE100LA4	C322_15.6 P100 BX100LA4	151
97	206	1.8	14.8	4710	C362_14.8 S3 ME3LA4	C362_14.8 S3 MX3LA4	154	C362_14.8 P100 BE100LA4	C362_14.8 P100 BX100LA4	155
100	199	2.2	14.2	5510	C412_14.2 S3 ME3LA4	C412_14.2 S3 MX3LA4	158	C412_14.2 P100 BE100LA4	C412_14.2 P100 BX100LA4	159
102	197	1.3	14.1	3980	C322_14.1 S3 ME3LA4	C322_14.1 S3 MX3LA4	150	C322_14.1 P100 BE100LA4	C322_14.1 P100 BX100LA4	151
103	194	1.1	9.3	3960	C322_9.3 S4 ME4SA6		150	C322_9.3 P112 BE112M6		151
107	186	2.0	13.3	4590	C362_13.3 S3 ME3LA4	C362_13.3 S3 MX3LA4	154	C362_13.3 P100 BE100LA4	C362_13.3 P100 BX100LA4	155
113	177	1.2	8.5	3890	C322_8.5 S4 ME4SA6		150	C322_8.5 P112 BE112M6		151
115	173	0.9	12.4	2270	C222_12.4 S3 ME3LA4	C222_12.4 S3 MX3LA4	146	C222_12.4 P100 BE100LA4	C222_12.4 P100 BX100LA4	147
115	173	2.5	12.4	5360	C412_12.4 S3 ME3LA4	C412_12.4 S3 MX3LA4	158	C412_12.4 P100 BE100LA4	C412_12.4 P100 BX100LA4	159
116	172	1.4	12.3	3900	C322_12.3 S3 ME3LA4	C322_12.3 S3 MX3LA4	150	C322_12.3 P100 BE100LA4	C322_12.3 P100 BX100LA4	151
123	163	2.3	11.7	4490	C362_11.7 S3 ME3LA4	C362_11.7 S3 MX3LA4	154	C362_11.7 P100 BE100LA4	C362_11.7 P100 BX100LA4	155
128	156	1.5	11.2	3800	C322_11.2 S3 ME3LA4	C322_11.2 S3 MX3LA4	150	C322_11.2 P100 BE100LA4	C322_11.2 P100 BX100LA4	151
128	156	2.7	11.2	5220	C412_11.2 S3 ME3LA4	C412_11.2 S3 MX3LA4	158	C412_11.2 P100 BE100LA4	C412_11.2 P100 BX100LA4	159
129	155	1.0	11.1	2250	C222_11.1 S3 ME3LA4	C222_11.1 S3 MX3LA4	146	C222_11.1 P100 BE100LA4	C222_11.1 P100 BX100LA4	147
133	150	1.3	7.2	3810	C322_7.2 S4 ME4SA6		150	C322_7.2 P112 BE112M6		151
135	148	2.6	10.6	4320	C362_10.6 S3 ME3LA4	C362_10.6 S3 MX3LA4	154	C362_10.6 P100 BE100LA4	C362_10.6 P100 BX100LA4	155
148	135	1.1	9.6	2250	C222_9.6 S3 ME3LA4	C222_9.6 S3 MX3LA4	146	C222_9.6 P100 BE100LA4	C222_9.6 P100 BX100LA4	147
149	134	2.9	9.6	5050	C412_9.6 S3 ME3LA4	C412_9.6 S3 MX3LA4	158	C412_9.6 P100 BE100LA4	C412_9.6 P100 BX100LA4	159
152	131	1.2	6.3	3510	C322_6.3 S4 ME4SA6		150	C322_6.3 P112 BE112M6		151
154	130	1.7	9.3	3690	C322_9.3 S3 ME3LA4	C322_9.3 S3 MX3LA4	150	C322_9.3 P100 BE100LA4	C322_9.3 P100 BX100LA4	151
163	123	3.1	8.8	4210	C362_8.8 S3 ME3LA4	C362_8.8 S3 MX3LA4	154	C362_8.8 P100 BE100LA4	C362_8.8 P100 BX100LA4	155
165	121	1.1	8.7	2220	C222_8.7 S3 ME3LA4	C222_8.7 S3 MX3LA4	146	C222_8.7 P100 BE100LA4	C222_8.7 P100 BX100LA4	147
165	121	3.2	8.6	4850	C412_8.6 S3 ME3LA4	C412_8.6 S3 MX3LA4	158	C412_8.6 P100 BE100LA4	C412_8.6 P100 BX100LA4	159
169	118	1.8	8.5	3600	C322_8.5 S3 ME3LA4	C322_8.5 S3 MX3LA4	150	C322_8.5 P100 BE100LA4	C322_8.5 P100 BX100LA4	151
169	118	1.3	5.7	3450	C322_5.7 S4 ME4SA6		150	C322_5.7 P112 BE112M6		151
193	103	1.5	5.0	3410	C322_5.0 S4 ME4SA6		150	C322_5.0 P112 BE112M6		151
200	100	2.0	7.2	3480	C322_7.2 S3 ME3LA4	C322_7.2 S3 MX3LA4	150	C322_7.2 P100 BE100LA4	C322_7.2 P100 BX100LA4	151
202	99	1.3	7.1	2180	C222_7.1 S3 ME3LA4	C222_7.1 S3 MX3LA4	146	C222_7.1 P100 BE100LA4	C222_7.1 P100 BX100LA4	147
228	87	1.8	6.3	3250	C322_6.3 S3 ME3LA4	C322_6.3 S3 MX3LA4	150	C322_6.3 P100 BE100LA4	C322_6.3 P100 BX100LA4	151
235	85	1.2	6.1	2040	C222_6.1 S3 ME3LA4	C222_6.1 S3 MX3LA4	146	C222_6.1 P100 BE100LA4	C222_6.1 P100 BX100LA4	147
245	82	2.4	5.8	3710	C362_5.8 S3 ME3LA4	C362_5.8 S3 MX3LA4	154	C362_5.8 P100 BE100LA4	C362_5.8 P100 BX100LA4	155
253	79	2.0	5.7	3180	C322_5.7 S3 ME3LA4	C322_5.7 S3 MX3LA4	150	C322_5.7 P100 BE100LA4	C322_5.7 P100 BX100LA4	151
256	78	1.3	5.6	2050	C222_5.6 S3 ME3LA4	C222_5.6 S3 MX3LA4	146	C222_5.6 P100 BE100LA4	C222_5.6 P100 BX100LA4	147
271	74	2.7	5.3	3550	C362_5.3 S3 ME3LA4	C362_5.3 S3 MX3LA4	154	C362_5.3 P100 BE100LA4	C362_5.3 P100 BX100LA4	155
289	69	2.2	5.0	3100	C322_5.0 S3 ME3LA4	C322_5.0 S3 MX3LA4	150	C322_5.0 P100 BE100LA4	C322_5.0 P100 BX100LA4	151
300	67	1.5	4.8	1970	C222_4.8 S3 ME3LA4	C222_4.8 S3 MX3LA4	146	C222_4.8 P100 BE100LA4	C222_4.8 P100 BX100LA4	147
309	65	3.4	9.3	3130	C322_9.3 S3 ME3LA2		150	C322_9.3 P90 BE90L2		151
309	65	3.1	4.6	3490	C362_4.6 S3 ME3LA4	C362_4.6 S3 MX3LA4	154	C362_4.6 P100 BE100LA4	C362_4.6 P100 BX100LA4	155
318	63	2.4	4.5	3000	C322_4.5 S3 ME3LA4	C322_4.5 S3 MX3LA4	150	C322_4.5 P100 BE100LA4	C322_4.5 P100 BX100LA4	151
332	60	2.3	8.7	2000	C222_8.7 S3 ME3LA2		146	C222_8.7 P90 BE90L2		147
336	59	1.6	4.3	1970	C222_4.3 S3 ME3LA4	C222_4.3 S3 MX3LA4	146	C222_4.3 P100 BE100LA4	C222_4.3 P100 BX100LA4	147

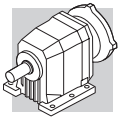


2.2 kW

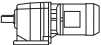



n ₂ min ⁻¹	M ₂ Nm	S	i	R _{n2} N				IEC		
					IE2	IE3		IE2	IE3	
355	56	3.6	2.7	3380	C362_2.7 S4 ME4SA6		154	C362_2.7 P112 BE112M6		155
377	53	1.1	7.6	930	C122_7.6 S3 ME3LA2		142	C122_7.6 P90 BE90L2		143
383	52	2.9	3.7	2890	C322_3.7 S3 ME3LA4	C322_3.7 S3 MX3LA4	150	C322_3.7 P100 BE100LA4	C322_3.7 P100 BX100LA4	151
386	52	1.7	3.7	1890	C222_3.7 S3 ME3LA4	C222_3.7 S3 MX3LA4	146	C222_3.7 P100 BE100LA4	C222_3.7 P100 BX100LA4	147
401	50	4.0	7.2	2920	C322_7.2 S3 ME3LA2		150	C322_7.2 P90 BE90L2		151
405	49	2.6	7.1	1920	C222_7.1 S3 ME3LA2		146	C222_7.1 P90 BE90L2		147
419	48	2.9	3.4	2800	C322_3.4 S3 ME3LA4	C322_3.4 S3 MX3LA4	150	C322_3.4 P100 BE100LA4	C322_3.4 P100 BX100LA4	151
430	46	1.8	3.3	1890	C222_3.3 S3 ME3LA4	C222_3.3 S3 MX3LA4	146	C222_3.3 P100 BE100LA4	C222_3.3 P100 BX100LA4	147
446	45	0.9	3.2	580	C122_3.2 S3 ME3LA4	C122_3.2 S3 MX3LA4	142	C122_3.2 P100 BE100LA4	C122_3.2 P100 BX100LA4	143
458	44	3.6	6.3	2760	C322_6.3 S3 ME3LA2		150	C322_6.3 P90 BE90L2		151
472	42	2.5	6.1	1820	C222_6.1 S3 ME3LA2		146	C222_6.1 P90 BE90L2		147
497	40	3.2	2.9	2700	C322_2.9 S3 ME3LA4	C322_2.9 S3 MX3LA4	150	C322_2.9 P100 BE100LA4	C322_2.9 P100 BX100LA4	151
513	39	2.6	5.6	1770	C222_5.6 S3 ME3LA2		146	C222_5.6 P90 BE90L2		147
517	39	1.0	2.8	690	C122_2.8 S3 ME3LA4	C122_2.8 S3 MX3LA4	142	C122_2.8 P100 BE100LA4	C122_2.8 P100 BX100LA4	143
525	38	2.1	2.7	1770	C222_2.7 S3 ME3LA4	C222_2.7 S3 MX3LA4	146	C222_2.7 P100 BE100LA4	C222_2.7 P100 BX100LA4	147
602	33	3.0	4.8	1720	C222_4.8 S3 ME3LA2		146	C222_4.8 P90 BE90L2		147
674	30	3.2	4.3	1670	C222_4.3 S3 ME3LA2		146	C222_4.3 P90 BE90L2		147
774	26	3.5	3.7	1620	C222_3.7 S3 ME3LA2		146	C222_3.7 P90 BE90L2		147
786	25	1.7	3.7	970	C122_3.7 S3 ME3LA2		142	C122_3.7 P90 BE90L2		143
863	23	3.7	3.3	1550	C222_3.3 S3 ME3LA2		146	C222_3.3 P90 BE90L2		147
895	22	1.8	3.2	940	C122_3.2 S3 ME3LA2		142	C122_3.2 P90 BE90L2		143
1037	19	1.9	2.8	920	C122_2.8 S3 ME3LA2		142	C122_2.8 P90 BE90L2		143
1054	19	4.2	2.7	1490	C222_2.7 S3 ME3LA2		146	C222_2.7 P90 BE90L2		147

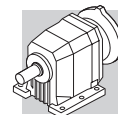
3 kW

n ₂ min ⁻¹	M ₂ Nm	S	i	R _{n2} N				IEC		
					IE2	IE3		IE2	IE3	
2.0	12965	0.9	720.3	85000	C1004_720.3 S3 ME3LB4	C1004_720.3 S3 MX3LB4	179	C1004_720.3 P100 BE100LB4	C1004_720.3 P100 BX100LB4	180
2.3	11293	1.1	627.4	85000	C1004_627.4 S3 ME3LB4	C1004_627.4 S3 MX3LB4	179	C1004_627.4 P100 BE100LB4	C1004_627.4 P100 BX100LB4	180
2.5	10487	1.1	582.6	85000	C1004_582.6 S3 ME3LB4	C1004_582.6 S3 MX3LB4	179	C1004_582.6 P100 BE100LB4	C1004_582.6 P100 BX100LB4	180
2.9	9047	1.3	502.6	85000	C1004_502.6 S3 ME3LB4	C1004_502.6 S3 MX3LB4	179	C1004_502.6 P100 BE100LB4	C1004_502.6 P100 BX100LB4	180
3.1	8401	1.4	466.7	85000	C1004_466.7 S3 ME3LB4	C1004_466.7 S3 MX3LB4	179	C1004_466.7 P100 BE100LB4	C1004_466.7 P100 BX100LB4	180
3.4	7543	1.0	419.0	60000	C904_419.0 S3 ME3LB4	C904_419.0 S3 MX3LB4	176	C904_419.0 P100 BE100LB4	C904_419.0 P100 BX100LB4	177
3.5	7376	1.6	409.8	85000	C1004_409.8 S3 ME3LB4	C1004_409.8 S3 MX3LB4	179	C1004_409.8 P100 BE100LB4	C1004_409.8 P100 BX100LB4	180
3.8	6849	1.8	380.5	85000	C1004_380.5 S3 ME3LB4	C1004_380.5 S3 MX3LB4	179	C1004_380.5 P100 BE100LB4	C1004_380.5 P100 BX100LB4	180
3.9	6656	1.1	369.8	60000	C904_369.8 S3 ME3LB4	C904_369.8 S3 MX3LB4	176	C904_369.8 P100 BE100LB4	C904_369.8 P100 BX100LB4	177
4.2	6101	1.2	339.0	60000	C904_339.0 S3 ME3LB4	C904_339.0 S3 MX3LB4	176	C904_339.0 P100 BE100LB4	C904_339.0 P100 BX100LB4	177
4.4	5825	2.1	323.6	85000	C1004_323.6 S3 ME3LB4	C1004_323.6 S3 MX3LB4	179	C1004_323.6 P100 BE100LB4	C1004_323.6 P100 BX100LB4	180
4.8	5409	2.2	300.5	85000	C1004_300.5 S3 ME3LB4	C1004_300.5 S3 MX3LB4	179	C1004_300.5 P100 BE100LB4	C1004_300.5 P100 BX100LB4	180
4.9	5272	1.4	292.9	60000	C904_292.9 S3 ME3LB4	C904_292.9 S3 MX3LB4	176	C904_292.9 P100 BE100LB4	C904_292.9 P100 BX100LB4	177
5.4	4833	1.5	268.5	60000	C904_268.5 S3 ME3LB4	C904_268.5 S3 MX3LB4	176	C904_268.5 P100 BE100LB4	C904_268.5 P100 BX100LB4	177
5.5	4734	2.5	263.0	85000	C1004_263.0 S3 ME3LB4	C1004_263.0 S3 MX3LB4	179	C1004_263.0 P100 BE100LB4	C1004_263.0 P100 BX100LB4	180
5.9	4396	2.7	244.2	85000	C1004_244.2 S3 ME3LB4	C1004_244.2 S3 MX3LB4	179	C1004_244.2 P100 BE100LB4	C1004_244.2 P100 BX100LB4	180
6.2	4170	1.7	231.7	60000	C904_231.7 S3 ME3LB4	C904_231.7 S3 MX3LB4	176	C904_231.7 P100 BE100LB4	C904_231.7 P100 BX100LB4	177
6.7	4015	1.0	215.8	35000	C803_215.8 S3 ME3LB4	C803_215.8 S3 MX3LB4	173	C803_215.8 P100 BE100LB4	C803_215.8 P100 BX100LB4	174
6.8	3823	1.9	212.4	60000	C904_212.4 S3 ME3LB4	C904_212.4 S3 MX3LB4	176	C904_212.4 P100 BE100LB4	C904_212.4 P100 BX100LB4	177
7.3	3680	1.0	197.9	35000	C803_197.9 S3 ME3LB4	C803_197.9 S3 MX3LB4	173	C803_197.9 P100 BE100LB4	C803_197.9 P100 BX100LB4	174
7.8	3429	1.2	184.4	35000	C803_184.4 S3 ME3LB4	C803_184.4 S3 MX3LB4	173	C803_184.4 P100 BE100LB4	C803_184.4 P100 BX100LB4	174
8.4	3201	2.2	172.1	60000	C903_172.1 S3 ME3LB4	C903_172.1 S3 MX3LB4	176	C903_172.1 P100 BE100LB4	C903_172.1 P100 BX100LB4	177
8.5	3143	1.3	169.0	35000	C803_169.0 S3 ME3LB4	C803_169.0 S3 MX3LB4	173	C803_169.0 P100 BE100LB4	C803_169.0 P100 BX100LB4	174
9.1	2934	2.4	157.8	60000	C903_157.8 S3 ME3LB4	C903_157.8 S3 MX3LB4	176	C903_157.8 P100 BE100LB4	C903_157.8 P100 BX100LB4	177
9.7	2773	1.4	149.1	35000	C803_149.1 S3 ME3LB4	C803_149.1 S3 MX3LB4	173	C803_149.1 P100 BE100LB4	C803_149.1 P100 BX100LB4	174
9.8	2722	2.6	146.3	60000	C903_146.3 S3 ME3LB4	C903_146.3 S3 MX3LB4	176	C903_146.3 P100 BE100LB4	C903_146.3 P100 BX100LB4	177
10.5	2542	1.6	136.7	35000	C803_136.7 S3 ME3LB4	C803_136.7 S3 MX3LB4	173	C803_136.7 P100 BE100LB4	C803_136.7 P100 BX100LB4	174
10.7	2495	2.8	134.1	60000	C903_134.1 S3 ME3LB4	C903_134.1 S3 MX3LB4	176	C903_134.1 P100 BE100LB4	C903_134.1 P100 BX100LB4	177
11.4	2359	1.0	126.8	25000	C703_126.8 S3 ME3LB4	C703_126.8 S3 MX3LB4	170	C703_126.8 P100 BE100LB4	C703_126.8 P100 BX100LB4	171
12.1	2222	1.8	119.5	35000	C803_119.5 S3 ME3LB4	C803_119.5 S3 MX3LB4	173	C803_119.5 P100 BE100LB4	C803_119.5 P100 BX100LB4	174



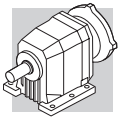
3 kW

n ₂ min ⁻¹	M ₂ Nm	S	i	R _{n2} N						
					IE2	IE3		IE2	IE3	
12.3	2171	3.3	116.7	60000	C903_116.7 S3 ME3LB4	C903_116.7 S3 MX3LB4	176	C903_116.7 P100 BE100LB4	C903_116.7 P100 BX100LB4	177
12.8	2091	1.1	112.4	25000	C703_112.4 S3 ME3LB4	C703_112.4 S3 MX3LB4	170	C703_112.4 P100 BE100LB4	C703_112.4 P100 BX100LB4	171
13.2	2037	2.0	109.5	35000	C803_109.5 S3 ME3LB4	C803_109.5 S3 MX3LB4	173	C803_109.5 P100 BE100LB4	C803_109.5 P100 BX100LB4	174
13.9	1931	1.2	103.8	25000	C703_103.8 S3 ME3LB4	C703_103.8 S3 MX3LB4	170	C703_103.8 P100 BE100LB4	C703_103.8 P100 BX100LB4	171
14.8	1811	2.2	97.4	35000	C803_97.4 S3 ME3LB4	C803_97.4 S3 MX3LB4	173	C803_97.4 P100 BE100LB4	C803_97.4 P100 BX100LB4	174
15.8	1638	1.0	91.0	16000	C613_91.0 S3 ME3LB4	C613_91.0 S3 MX3LB4	166	C613_91.0 P100 BE100LB4	C613_91.0 P100 BX100LB4	167
16.1	1660	2.4	89.3	35000	C803_89.3 S3 ME3LB4	C803_89.3 S3 MX3LB4	173	C803_89.3 P100 BE100LB4	C803_89.3 P100 BX100LB4	174
16.3	1640	1.4	88.2	25000	C703_88.2 S3 ME3LB4	C703_88.2 S3 MX3LB4	170	C703_88.2 P100 BE100LB4	C703_88.2 P100 BX100LB4	171
17.3	1495	1.1	83.0	16000	C613_83.0 S3 ME3LB4	C613_83.0 S3 MX3LB4	166	C613_83.0 P100 BE100LB4	C613_83.0 P100 BX100LB4	167
17.7	1514	1.5	81.4	25000	C703_81.4 S3 ME3LB4	C703_81.4 S3 MX3LB4	170	C703_81.4 P100 BE100LB4	C703_81.4 P100 BX100LB4	171
18.7	1431	2.8	76.9	35000	C803_76.9 S3 ME3LB4	C803_76.9 S3 MX3LB4	173	C803_76.9 P100 BE100LB4	C803_76.9 P100 BX100LB4	174
19.4	1336	1.2	74.2	16000	C613_74.2 S3 ME3LB4	C613_74.2 S3 MX3LB4	166	C613_74.2 P100 BE100LB4	C613_74.2 P100 BX100LB4	167
20.2	1327	1.7	71.3	25000	C703_71.3 S3 ME3LB4	C703_71.3 S3 MX3LB4	170	C703_71.3 P100 BE100LB4	C703_71.3 P100 BX100LB4	171
20.4	1311	3.1	70.5	35000	C803_70.5 S3 ME3LB4	C803_70.5 S3 MX3LB4	173	C803_70.5 P100 BE100LB4	C803_70.5 P100 BX100LB4	174
21.3	1218	1.3	67.7	16000	C613_67.7 S3 ME3LB4	C613_67.7 S3 MX3LB4	166	C613_67.7 P100 BE100LB4	C613_67.7 P100 BX100LB4	167
21.9	1225	1.9	65.9	25000	C703_65.9 S3 ME3LB4	C703_65.9 S3 MX3LB4	170	C703_65.9 P100 BE100LB4	C703_65.9 P100 BX100LB4	171
24.4	1097	0.9	59.0	10000	C513_59.0 S3 ME3LB4	C513_59.0 S3 MX3LB4	162	C513_59.0 P100 BE100LB4	C513_59.0 P100 BX100LB4	163
24.6	1055	1.5	58.6	16000	C613_58.6 S3 ME3LB4	C613_58.6 S3 MX3LB4	166	C613_58.6 P100 BE100LB4	C613_58.6 P100 BX100LB4	167
25.5	1051	2.2	56.5	25000	C703_56.5 S3 ME3LB4	C703_56.5 S3 MX3LB4	170	C703_56.5 P100 BE100LB4	C703_56.5 P100 BX100LB4	171
26.9	962	1.7	53.5	16000	C613_53.5 S3 ME3LB4	C613_53.5 S3 MX3LB4	166	C613_53.5 P100 BE100LB4	C613_53.5 P100 BX100LB4	167
27.6	970	2.4	52.2	25000	C703_52.2 S3 ME3LB4	C703_52.2 S3 MX3LB4	170	C703_52.2 P100 BE100LB4	C703_52.2 P100 BX100LB4	171
28.1	952	1.1	51.2	10000	C513_51.2 S3 ME3LB4	C513_51.2 S3 MX3LB4	162	C513_51.2 P100 BE100LB4	C513_51.2 P100 BX100LB4	163
30	857	1.9	47.6	16000	C613_47.6 S3 ME3LB4	C613_47.6 S3 MX3LB4	166	C613_47.6 P100 BE100LB4	C613_47.6 P100 BX100LB4	167
31	869	1.2	46.7	10000	C513_46.7 S3 ME3LB4	C513_46.7 S3 MX3LB4	162	C513_46.7 P100 BE100LB4	C513_46.7 P100 BX100LB4	163
32	831	2.8	44.7	25000	C703_44.7 S3 ME3LB4	C703_44.7 S3 MX3LB4	170	C703_44.7 P100 BE100LB4	C703_44.7 P100 BX100LB4	171
33	782	2.0	43.4	16000	C613_43.4 S3 ME3LB4	C613_43.4 S3 MX3LB4	166	C613_43.4 P100 BE100LB4	C613_43.4 P100 BX100LB4	167
33	819	0.9	43.1	10000	C512_43.1 S3 ME3LB4	C512_43.1 S3 MX3LB4	162	C512_43.1 P100 BE100LB4	C512_43.1 P100 BX100LB4	163
35	767	3.0	41.3	25000	C703_41.3 S3 ME3LB4	C703_41.3 S3 MX3LB4	170	C703_41.3 P100 BE100LB4	C703_41.3 P100 BX100LB4	171
36	753	1.3	40.5	10000	C513_40.5 S3 ME3LB4	C513_40.5 S3 MX3LB4	162	C513_40.5 P100 BE100LB4	C513_40.5 P100 BX100LB4	163
36	767	1.0	40.4	10000	C512_40.4 S3 ME3LB4	C512_40.4 S3 MX3LB4	162	C512_40.4 P100 BE100LB4	C512_40.4 P100 BX100LB4	163
38	722	1.9	38.0	16000	C612_38.0 S3 ME3LB4	C612_38.0 S3 MX3LB4	166	C612_38.0 P100 BE100LB4	C612_38.0 P100 BX100LB4	167
39	687	1.5	37.0	10000	C513_37.0 S3 ME3LB4	C513_37.0 S3 MX3LB4	162	C513_37.0 P100 BE100LB4	C513_37.0 P100 BX100LB4	163
40	691	1.1	36.4	10000	C512_36.4 S3 ME3LB4	C512_36.4 S3 MX3LB4	162	C512_36.4 P100 BE100LB4	C512_36.4 P100 BX100LB4	163
40	651	2.4	36.1	16000	C613_36.1 S3 ME3LB4	C613_36.1 S3 MX3LB4	166	C613_36.1 P100 BE100LB4	C613_36.1 P100 BX100LB4	167
42	650	1.9	34.2	16000	C612_34.2 S3 ME3LB4	C612_34.2 S3 MX3LB4	166	C612_34.2 P100 BE100LB4	C612_34.2 P100 BX100LB4	167
44	628	1.3	33.0	10000	C512_33.0 S3 ME3LB4	C512_33.0 S3 MX3LB4	162	C512_33.0 P100 BE100LB4	C512_33.0 P100 BX100LB4	163
44	594	2.6	33.0	16000	C613_33.0 S3 ME3LB4	C613_33.0 S3 MX3LB4	166	C613_33.0 P100 BE100LB4	C613_33.0 P100 BX100LB4	167
46	581	1.0	31.2	5550	C413_31.2 S3 ME3LB4	C413_31.2 S3 MX3LB4	158	C413_31.2 P100 BE100LB4	C413_31.2 P100 BX100LB4	159
47	578	2.3	30.4	15900	C612_30.4 S3 ME3LB4	C612_30.4 S3 MX3LB4	166	C612_30.4 P100 BE100LB4	C612_30.4 P100 BX100LB4	167
48	559	1.8	30.1	10000	C513_30.1 S3 ME3LB4	C513_30.1 S3 MX3LB4	162	C513_30.1 P100 BE100LB4	C513_30.1 P100 BX100LB4	163
48	566	1.4	29.8	10000	C512_29.8 S3 ME3LB4	C512_29.8 S3 MX3LB4	162	C512_29.8 P100 BE100LB4	C512_29.8 P100 BX100LB4	163
51	538	0.9	28.3	5460	C412_28.3 S3 ME3LB4	C412_28.3 S3 MX3LB4	158	C412_28.3 P100 BE100LB4	C412_28.3 P100 BX100LB4	159
52	511	1.9	27.4	10000	C513_27.4 S3 ME3LB4	C513_27.4 S3 MX3LB4	162	C513_27.4 P100 BE100LB4	C513_27.4 P100 BX100LB4	163
53	521	2.6	27.4	15400	C612_27.4 S3 ME3LB4	C612_27.4 S3 MX3LB4	166	C612_27.4 P100 BE100LB4	C612_27.4 P100 BX100LB4	167
55	487	0.9	26.2	4500	C363_26.2 S3 ME3LB4	C363_26.2 S3 MX3LB4	154	C363_26.2 P100 BE100LB4	C363_26.2 P100 BX100LB4	155
56	492	1.6	25.9	10000	C512_25.9 S3 ME3LB4	C512_25.9 S3 MX3LB4	162	C512_25.9 P100 BE100LB4	C512_25.9 P100 BX100LB4	163
57	476	1.1	25.0	5480	C412_25.0 S3 ME3LB4	C412_25.0 S3 MX3LB4	158	C412_25.0 P100 BE100LB4	C412_25.0 P100 BX100LB4	159
58	472	2.9	24.8	15100	C612_24.8 S3 ME3LB4	C612_24.8 S3 MX3LB4	166	C612_24.8 P100 BE100LB4	C612_24.8 P100 BX100LB4	167
62	444	1.8	23.4	10000	C512_23.4 S3 ME3LB4	C512_23.4 S3 MX3LB4	162	C512_23.4 P100 BE100LB4	C512_23.4 P100 BX100LB4	163
64	429	1.2	22.6	5420	C412_22.6 S3 ME3LB4	C412_22.6 S3 MX3LB4	158	C412_22.6 P100 BE100LB4	C412_22.6 P100 BX100LB4	159
64	425	3.2	22.4	14600	C612_22.4 S3 ME3LB4	C612_22.4 S3 MX3LB4	166	C612_22.4 P100 BE100LB4	C612_22.4 P100 BX100LB4	167
65	412	1.0	22.1	4530	C363_22.1 S3 ME3LB4	C363_22.1 S3 MX3LB4	154	C363_22.1 P100 BE100LB4	C363_22.1 P100 BX100LB4	155
69	398	2.0	21.0	10000	C512_21.0 S3 ME3LB4	C512_21.0 S3 MX3LB4	162	C512_21.0 P100 BE100LB4	C512_21.0 P100 BX100LB4	163
73	375	1.3	19.8	5390	C412_19.8 S3 ME3LB4	C412_19.8 S3 MX3LB4	158	C412_19.8 P100 BE100LB4	C412_19.8 P100 BX100LB4	159
76	361	1.1	19.0	4450	C362_19.0 S3 ME3LB4	C362_19.0 S3 MX3LB4	154	C362_19.0 P100 BE100LB4	C362_19.0 P100 BX100LB4	155
76	359	2.2	18.9	10000	C512_18.9 S3 ME3LB4	C512_18.9 S3 MX3LB4	162	C512_18.9 P100 BE100LB4	C512_18.9 P100 BX100LB4	163
81	338	1.4	17.8	5300	C412_17.8 S3 ME3LB4	C412_17.8 S3 MX3LB4	158	C412_17.8 P100 BE100LB4	C412_17.8 P100 BX100LB4	159

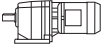





3 kW

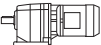



n ₂ min ⁻¹	M ₂ Nm	S	i	R _{n2} N						
					IE2	IE3		IE2	IE3	
84	327	1.2	17.2	4400	C362_17.2 S3 ME3LB4	C362_17.2 S3 MX3LB4	154	C362_17.2 P100 BE100LB4	C362_17.2 P100 BX100LB4	155
87	315	2.5	16.6	9790	C512_16.6 S3 ME3LB4	C512_16.6 S3 MX3LB4	162	C512_16.6 P100 BE100LB4	C512_16.6 P100 BX100LB4	163
91	301	1.5	15.8	5240	C412_15.8 S3 ME3LB4	C412_15.8 S3 MX3LB4	158	C412_15.8 P100 BE100LB4	C412_15.8 P100 BX100LB4	159
92	296	0.9	15.6	3680	C322_15.6 S3 ME3LB4	C322_15.6 S3 MX3LB4	150	C322_15.6 P100 BE100LB4	C322_15.6 P100 BX100LB4	151
96	284	2.8	15.0	9540	C512_15.0 S3 ME3LB4	C512_15.0 S3 MX3LB4	162	C512_15.0 P100 BE100LB4	C512_15.0 P100 BX100LB4	163
98	280	1.4	14.8	4340	C362_14.8 S3 ME3LB4	C362_14.8 S3 MX3LB4	154	C362_14.8 P100 BE100LB4	C362_14.8 P100 BX100LB4	155
101	271	1.6	14.2	5140	C412_14.2 S3 ME3LB4	C412_14.2 S3 MX3LB4	158	C412_14.2 P100 BE100LB4	C412_14.2 P100 BX100LB4	159
102	267	0.9	14.1	3650	C322_14.1 S3 ME3LB4	C322_14.1 S3 MX3LB4	150	C322_14.1 P100 BE100LB4	C322_14.1 P100 BX100LB4	151
108	253	1.5	13.3	4260	C362_13.3 S3 ME3LB4	C362_13.3 S3 MX3LB4	154	C362_13.3 P100 BE100LB4	C362_13.3 P100 BX100LB4	155
110	249	3.0	13.1	9200	C512_13.1 S3 ME3LB4	C512_13.1 S3 MX3LB4	162	C512_13.1 P100 BE100LB4	C512_13.1 P100 BX100LB4	163
116	235	1.8	12.4	5040	C412_12.4 S3 ME3LB4	C412_12.4 S3 MX3LB4	158	C412_12.4 P100 BE100LB4	C412_12.4 P100 BX100LB4	159
117	234	1.0	12.3	3580	C322_12.3 S3 ME3LB4	C322_12.3 S3 MX3LB4	150	C322_12.3 P100 BE100LB4	C322_12.3 P100 BX100LB4	151
123	222	1.7	11.7	4200	C362_11.7 S3 ME3LB4	C362_11.7 S3 MX3LB4	154	C362_11.7 P100 BE100LB4	C362_11.7 P100 BX100LB4	155
129	213	1.1	11.2	3520	C322_11.2 S3 ME3LB4	C322_11.2 S3 MX3LB4	150	C322_11.2 P100 BE100LB4	C322_11.2 P100 BX100LB4	151
129	212	2.0	11.2	4930	C412_11.2 S3 ME3LB4	C412_11.2 S3 MX3LB4	158	C412_11.2 P100 BE100LB4	C412_11.2 P100 BX100LB4	159
136	201	1.9	10.6	4100	C362_10.6 S3 ME3LB4	C362_10.6 S3 MX3LB4	154	C362_10.6 P100 BE100LB4	C362_10.6 P100 BX100LB4	155
143	190	1.6	20.1	3480	C322_20.1 S3 ME3LB2		150	C322_20.1 P100 BE100L2		151
150	182	2.1	9.6	4800	C412_9.6 S3 ME3LB4	C412_9.6 S3 MX3LB4	158	C412_9.6 P100 BE100LB4	C412_9.6 P100 BX100LB4	159
155	177	1.2	9.3	3450	C322_9.3 S3 ME3LB4	C322_9.3 S3 MX3LB4	150	C322_9.3 P100 BE100LB4	C322_9.3 P100 BX100LB4	151
158	172	1.6	18.2	3410	C322_18.2 S3 ME3LB2		150	C322_18.2 P100 BE100L2		151
164	167	2.3	8.8	3990	C362_8.8 S3 ME3LB4	C362_8.8 S3 MX3LB4	154	C362_8.8 P100 BE100LB4	C362_8.8 P100 BX100LB4	155
167	164	2.3	8.6	4600	C412_8.6 S3 ME3LB4	C412_8.6 S3 MX3LB4	158	C412_8.6 P100 BE100LB4	C412_8.6 P100 BX100LB4	159
170	161	1.3	8.5	3400	C322_8.5 S3 ME3LB4	C322_8.5 S3 MX3LB4	150	C322_8.5 P100 BE100LB4	C322_8.5 P100 BX100LB4	151
179	153	2.4	8.0	3840	C362_8.0 S3 ME3LB4	C362_8.0 S3 MX3LB4	154	C362_8.0 P100 BE100LB4	C362_8.0 P100 BX100LB4	155
182	150	1.2	15.8	1940	C222_15.8 S3 ME3LB2		146	C222_15.8 P100 BE100L2		147
185	147	1.8	15.6	3340	C322_15.6 S3 ME3LB2		150	C322_15.6 P100 BE100L2		151
201	136	1.5	7.2	3300	C322_7.2 S3 ME3LB4	C322_7.2 S3 MX3LB4	150	C322_7.2 P100 BE100LB4	C322_7.2 P100 BX100LB4	151
203	135	1.0	7.1	1940	C222_7.1 S3 ME3LB4	C222_7.1 S3 MX3LB4	146	C222_7.1 P100 BE100LB4	C222_7.1 P100 BX100LB4	147
204	134	2.6	7.1	4490	C412_7.1 S3 ME3LB4	C412_7.1 S3 MX3LB4	158	C412_7.1 P100 BE100LB4	C412_7.1 P100 BX100LB4	159
205	133	1.9	14.1	3250	C322_14.1 S3 ME3LB2		150	C322_14.1 P100 BE100L2		151
212	129	2.8	6.8	3780	C362_6.8 S3 ME3LB4	C362_6.8 S3 MX3LB4	154	C362_6.8 P100 BE100LB4	C362_6.8 P100 BX100LB4	155
226	121	2.9	6.4	4370	C412_6.4 S3 ME3LB4	C412_6.4 S3 MX3LB4	158	C412_6.4 P100 BE100LB4	C412_6.4 P100 BX100LB4	159
230	119	1.3	6.3	3100	C322_6.3 S3 ME3LB4	C322_6.3 S3 MX3LB4	150	C322_6.3 P100 BE100LB4	C322_6.3 P100 BX100LB4	151
234	116	2.1	12.3	3190	C322_12.3 S3 ME3LB2		150	C322_12.3 P100 BE100L2		151
237	116	0.9	6.1	1600	C222_6.1 S3 ME3LB4	C222_6.1 S3 MX3LB4	146	C222_6.1 P100 BE100LB4	C222_6.1 P100 BX100LB4	147
242	113	2.3	6.0	4090	C412_6.0 S3 ME3LB4	C412_6.0 S3 MX3LB4	158	C412_6.0 P100 BE100LB4	C412_6.0 P100 BX100LB4	159
246	111	1.8	5.8	3530	C362_5.8 S3 ME3LB4	C362_5.8 S3 MX3LB4	154	C362_5.8 P100 BE100LB4	C362_5.8 P100 BX100LB4	155
255	107	1.4	5.7	3040	C322_5.7 S3 ME3LB4	C322_5.7 S3 MX3LB4	150	C322_5.7 P100 BE100LB4	C322_5.7 P100 BX100LB4	151
257	106	2.2	11.2	3090	C322_11.2 S3 ME3LB2		150	C322_11.2 P100 BE100L2		151
258	106	1.0	5.6	1750	C222_5.6 S3 ME3LB4	C222_5.6 S3 MX3LB4	146	C222_5.6 P100 BE100LB4	C222_5.6 P100 BX100LB4	147
260	105	1.5	11.1	1850	C222_11.1 S3 ME3LB2		146	C222_11.1 P100 BE100L2		147
273	100	2.0	5.3	3380	C362_5.3 S3 ME3LB4	C362_5.3 S3 MX3LB4	154	C362_5.3 P100 BE100LB4	C362_5.3 P100 BX100LB4	155
291	94	1.6	5.0	2950	C322_5.0 S3 ME3LB4	C322_5.0 S3 MX3LB4	150	C322_5.0 P100 BE100LB4	C322_5.0 P100 BX100LB4	151
299	91	1.6	9.6	1880	C222_9.6 S3 ME3LB2		146	C222_9.6 P100 BE100L2		147
302	91	1.1	4.8	1780	C222_4.8 S3 ME3LB4	C222_4.8 S3 MX3LB4	146	C222_4.8 P100 BE100LB4	C222_4.8 P100 BX100LB4	147
309	89	2.9	4.7	3880	C412_4.7 S3 ME3LB4	C412_4.7 S3 MX3LB4	158	C412_4.7 P100 BE100LB4	C412_4.7 P100 BX100LB4	159
310	88	2.5	9.3	2990	C322_9.3 S3 ME3LB2		150	C322_9.3 P100 BE100L2		151
312	88	2.3	4.6	3270	C362_4.6 S3 ME3LB4	C362_4.6 S3 MX3LB4	154	C362_4.6 P100 BE100LB4	C362_4.6 P100 BX100LB4	155
320	85	1.8	4.5	2880	C322_4.5 S3 ME3LB4	C322_4.5 S3 MX3LB4	150	C322_4.5 P100 BE100LB4	C322_4.5 P100 BX100LB4	151
333	82	1.7	8.7	1840	C222_8.7 S3 ME3LB2		146	C222_8.7 P100 BE100L2		147
338	81	1.2	4.3	1800	C222_4.3 S3 ME3LB4	C222_4.3 S3 MX3LB4	146	C222_4.3 P100 BE100LB4	C222_4.3 P100 BX100LB4	147
339	80	2.6	8.5	2900	C322_8.5 S3 ME3LB2		150	C322_8.5 P100 BE100L2		151
343	80	2.5	4.2	3190	C362_4.2 S3 ME3LB4	C362_4.2 S3 MX3LB4	154	C362_4.2 P100 BE100LB4	C362_4.2 P100 BX100LB4	155
386	71	2.1	3.7	2780	C322_3.7 S3 ME3LB4	C322_3.7 S3 MX3LB4	150	C322_3.7 P100 BE100LB4	C322_3.7 P100 BX100LB4	151
388	70	1.3	3.7	1740	C222_3.7 S3 ME3LB4	C222_3.7 S3 MX3LB4	146	C222_3.7 P100 BE100LB4	C222_3.7 P100 BX100LB4	147
402	68	3.0	7.2	2810	C322_7.2 S3 ME3LB2		150	C322_7.2 P100 BE100L2		151
407	67	1.9	7.1	1800	C222_7.1 S3 ME3LB2		146	C222_7.1 P100 BE100L2		147



3 kW

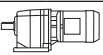



n ₂ min ⁻¹	M ₂ Nm	S	i	R _{n2} N						
					IE2	IE3		IE2	IE3	
413	66	3.0	3.5	3130	C362_3.5 S3 ME3LB4	C362_3.5 S3 MX3LB4	154	C362_3.5 P100 BE100LB4	C362_3.5 P100 BX100LB4	155
422	65	2.1	3.4	2690	C322_3.4 S3 ME3LB4	C322_3.4 S3 MX3LB4	150	C322_3.4 P100 BE100LB4	C322_3.4 P100 BX100LB4	151
433	63	1.3	3.3	1740	C222_3.3 S3 ME3LB4	C222_3.3 S3 MX3LB4	146	C222_3.3 P100 BE100LB4	C222_3.3 P100 BX100LB4	147
460	59	2.6	6.3	2650	C322_6.3 S3 ME3LB2		150	C322_6.3 P100 BE100L2		151
473	58	1.8	6.1	1690	C222_6.1 S3 ME3LB2		146	C222_6.1 P100 BE100L2		147
500	55	2.4	2.9	2610	C322_2.9 S3 ME3LB4	C322_2.9 S3 MX3LB4	150	C322_2.9 P100 BE100LB4	C322_2.9 P100 BX100LB4	151
509	53	2.9	5.7	2570	C322_5.7 S3 ME3LB2		150	C322_5.7 P100 BE100L2		151
515	53	1.9	5.6	1650	C222_5.6 S3 ME3LB2		146	C222_5.6 P100 BE100L2		147
529	52	1.5	2.7	1660	C222_2.7 S3 ME3LB4	C222_2.7 S3 MX3LB4	146	C222_2.7 P100 BE100LB4	C222_2.7 P100 BX100LB4	147
582	47	3.3	5.0	2500	C322_5.0 S3 ME3LB2		150	C322_5.0 P100 BE100L2		151
604	45	2.2	4.8	1620	C222_4.8 S3 ME3LB2		146	C222_4.8 P100 BE100L2		147
640	43	3.6	4.5	2400	C322_4.5 S3 ME3LB2		150	C322_4.5 P100 BE100L2		151
676	40	2.3	4.3	1580	C222_4.3 S3 ME3LB2		146	C222_4.3 P100 BE100L2		147
771	35	4.2	3.7	2320	C322_3.7 S3 ME3LB2		150	C322_3.7 P100 BE100L2		151
777	35	2.6	3.7	1540	C222_3.7 S3 ME3LB2		146	C222_3.7 P100 BE100L2		147
789	35	1.2	3.7	560	C122_3.7 S3 ME3LB2		142	C122_3.7 P100 BE100L2		143
866	31	2.7	3.3	1480	C222_3.3 S3 ME3LB2		146	C222_3.3 P100 BE100L2		147
898	30	1.3	3.2	630	C122_3.2 S3 ME3LB2		142	C122_3.2 P100 BE100L2		143
1041	26	1.4	2.8	750	C122_2.8 S3 ME3LB2		142	C122_2.8 P100 BE100L2		143
1058	26	3.1	2.7	1430	C222_2.7 S3 ME3LB2		146	C222_2.7 P100 BE100L2		147

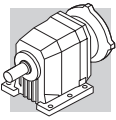
4 kW

n ₂ min ⁻¹	M ₂ Nm	S	i	R _{n2} N						
					IE2	IE3		IE2	IE3	
2.9	12214	1.0	502.6	85000	C1004_502.6 S4 ME4SA4	C1004_502.6 S4 MX4SA4	179	C1004_502.6 P112 BE112M4	C1004_502.6 P112 BX112M4	180
3.1	11342	1.1	466.7	85000	C1004_466.7 S4 ME4SA4	C1004_466.7 S4 MX4SA4	179	C1004_466.7 P112 BE112M4	C1004_466.7 P112 BX112M4	180
3.5	9957	1.2	409.8	85000	C1004_409.8 S4 ME4SA4	C1004_409.8 S4 MX4SA4	179	C1004_409.8 P112 BE112M4	C1004_409.8 P112 BX112M4	180
3.8	9246	1.3	380.5	85000	C1004_380.5 S4 ME4SA4	C1004_380.5 S4 MX4SA4	179	C1004_380.5 P112 BE112M4	C1004_380.5 P112 BX112M4	180
4.4	7864	1.5	323.6	85000	C1004_323.6 S4 ME4SA4	C1004_323.6 S4 MX4SA4	179	C1004_323.6 P112 BE112M4	C1004_323.6 P112 BX112M4	180
4.8	7302	1.6	300.5	85000	C1004_300.5 S4 ME4SA4	C1004_300.5 S4 MX4SA4	179	C1004_300.5 P112 BE112M4	C1004_300.5 P112 BX112M4	180
4.9	7118	1.0	292.9	60000	C904_292.9 S4 ME4SA4	C904_292.9 S4 MX4SA4	176	C904_292.9 P112 BE112M4	C904_292.9 P112 BX112M4	177
5.4	6524	1.1	268.5	60000	C904_268.5 S4 ME4SA4	C904_268.5 S4 MX4SA4	176	C904_268.5 P112 BE112M4	C904_268.5 P112 BX112M4	177
5.5	6391	1.9	263.0	85000	C1004_263.0 S4 ME4SA4	C1004_263.0 S4 MX4SA4	179	C1004_263.0 P112 BE112M4	C1004_263.0 P112 BX112M4	180
5.9	5934	2.0	244.2	85000	C1004_244.2 S4 ME4SA4	C1004_244.2 S4 MX4SA4	179	C1004_244.2 P112 BE112M4	C1004_244.2 P112 BX112M4	180
6.2	5630	1.3	231.7	60000	C904_231.7 S4 ME4SA4	C904_231.7 S4 MX4SA4	176	C904_231.7 P112 BE112M4	C904_231.7 P112 BX112M4	177
6.8	5161	1.4	212.4	60000	C904_212.4 S4 ME4SA4	C904_212.4 S4 MX4SA4	176	C904_212.4 P112 BE112M4	C904_212.4 P112 BX112M4	177
7.2	4851	2.5	199.6	85000	C1004_199.6 S4 ME4SA4	C1004_199.6 S4 MX4SA4	179	C1004_199.6 P112 BE112M4	C1004_199.6 P112 BX112M4	180
7.8	4504	2.7	185.4	85000	C1004_185.4 S4 ME4SA4	C1004_185.4 S4 MX4SA4	179	C1004_185.4 P112 BE112M4	C1004_185.4 P112 BX112M4	180
8.4	4322	1.7	172.1	60000	C903_172.1 S4 ME4SA4	C903_172.1 S4 MX4SA4	176	C903_172.1 P112 BE112M4	C903_172.1 P112 BX112M4	177
8.5	4243	0.9	169.0	35000	C803_169.0 S4 ME4SA4	C803_169.0 S4 MX4SA4	173	C803_169.0 P112 BE112M4	C803_169.0 P112 BX112M4	174
9.1	3961	1.8	157.8	60000	C903_157.8 S4 ME4SA4	C903_157.8 S4 MX4SA4	176	C903_157.8 P112 BE112M4	C903_157.8 P112 BX112M4	177
9.7	3744	1.1	149.1	35000	C803_149.1 S4 ME4SA4	C803_149.1 S4 MX4SA4	173	C803_149.1 P112 BE112M4	C803_149.1 P112 BX112M4	174
9.8	3674	2.0	146.3	60000	C903_146.3 S4 ME4SA4	C903_146.3 S4 MX4SA4	176	C903_146.3 P112 BE112M4	C903_146.3 P112 BX112M4	177
10.5	3432	1.2	136.7	35000	C803_136.7 S4 ME4SA4	C803_136.7 S4 MX4SA4	173	C803_136.7 P112 BE112M4	C803_136.7 P112 BX112M4	174
10.7	3368	2.1	134.1	60000	C903_134.1 S4 ME4SA4	C903_134.1 S4 MX4SA4	176	C903_134.1 P112 BE112M4	C903_134.1 P112 BX112M4	177
12.1	3000	1.3	119.5	35000	C803_119.5 S4 ME4SA4	C803_119.5 S4 MX4SA4	173	C803_119.5 P112 BE112M4	C803_119.5 P112 BX112M4	174
12.3	2931	2.5	116.7	60000	C903_116.7 S4 ME4SA4	C903_116.7 S4 MX4SA4	176	C903_116.7 P112 BE112M4	C903_116.7 P112 BX112M4	177
13.2	2750	1.5	109.5	35000	C803_109.5 S4 ME4SA4	C803_109.5 S4 MX4SA4	173	C803_109.5 P112 BE112M4	C803_109.5 P112 BX112M4	174
13.5	2687	2.6	107.0	60000	C903_107.0 S4 ME4SA4	C903_107.0 S4 MX4SA4	176	C903_107.0 P112 BE112M4	C903_107.0 P112 BX112M4	177
14.8	2445	1.6	97.4	35000	C803_97.4 S4 ME4SA4	C803_97.4 S4 MX4SA4	173	C803_97.4 P112 BE112M4	C803_97.4 P112 BX112M4	174
15.0	2417	3.0	96.2	60000	C903_96.2 S4 ME4SA4	C903_96.2 S4 MX4SA4	176	C903_96.2 P112 BE112M4	C903_96.2 P112 BX112M4	177
16.1	2242	1.8	89.3	35000	C803_89.3 S4 ME4SA4	C803_89.3 S4 MX4SA4	173	C803_89.3 P112 BE112M4	C803_89.3 P112 BX112M4	174
16.3	2215	1.0	88.2	25000	C703_88.2 S4 ME4SA4	C703_88.2 S4 MX4SA4	170	C703_88.2 P112 BE112M4	C703_88.2 P112 BX112M4	171



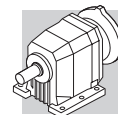
4 kW

n ₂ min ⁻¹	M ₂ Nm	S	i	R _{n2} N						
					IE2	IE3		IE2	IE3	
17.7	2044	1.1	81.4	25000	C703_81.4 S4 ME4SA4	C703_81.4 S4 MX4SA4	170	C703_81.4 P112 BE112M4	C703_81.4 P112 BX112M4	171
18.7	1931	2.1	76.9	35000	C803_76.9 S4 ME4SA4	C803_76.9 S4 MX4SA4	173	C803_76.9 P112 BE112M4	C803_76.9 P112 BX112M4	174
20.2	1791	1.3	71.3	25000	C703_71.3 S4 ME4SA4	C703_71.3 S4 MX4SA4	170	C703_71.3 P112 BE112M4	C703_71.3 P112 BX112M4	171
20.4	1770	2.3	70.5	35000	C803_70.5 S4 ME4SA4	C803_70.5 S4 MX4SA4	173	C803_70.5 P112 BE112M4	C803_70.5 P112 BX112M4	174
21.3	1645	1.0	67.7	16000	C613_67.7 S4 ME4SA4	C613_67.7 S4 MX4SA4	166	C613_67.7 P112 BE112M4	C613_67.7 P112 BX112M4	167
21.9	1654	1.4	65.9	25000	C703_65.9 S4 ME4SA4	C703_65.9 S4 MX4SA4	170	C703_65.9 P112 BE112M4	C703_65.9 P112 BX112M4	171
23.0	1570	2.5	62.5	35000	C803_62.5 S4 ME4SA4	C803_62.5 S4 MX4SA4	173	C803_62.5 P112 BE112M4	C803_62.5 P112 BX112M4	174
24.6	1424	1.1	58.6	16000	C613_58.6 S4 ME4SA4	C613_58.6 S4 MX4SA4	166	C613_58.6 P112 BE112M4	C613_58.6 P112 BX112M4	167
25.1	1439	2.8	57.3	35000	C803_57.3 S4 ME4SA4	C803_57.3 S4 MX4SA4	173	C803_57.3 P112 BE112M4	C803_57.3 P112 BX112M4	174
25.5	1419	1.6	56.5	25000	C703_56.5 S4 ME4SA4	C703_56.5 S4 MX4SA4	170	C703_56.5 P112 BE112M4	C703_56.5 P112 BX112M4	171
26.9	1299	1.2	53.5	16000	C613_53.5 S4 ME4SA4	C613_53.5 S4 MX4SA4	166	C613_53.5 P112 BE112M4	C613_53.5 P112 BX112M4	167
27.6	1310	1.8	52.2	25000	C703_52.2 S4 ME4SA4	C703_52.2 S4 MX4SA4	170	C703_52.2 P112 BE112M4	C703_52.2 P112 BX112M4	171
30	1157	1.4	47.6	16000	C613_47.6 S4 ME4SA4	C613_47.6 S4 MX4SA4	166	C613_47.6 P112 BE112M4	C613_47.6 P112 BX112M4	167
30	1191	3.2	47.4	35000	C803_47.4 S4 ME4SA4	C803_47.4 S4 MX4SA4	173	C803_47.4 P112 BE112M4	C803_47.4 P112 BX112M4	174
32	1122	2.0	44.7	25000	C703_44.7 S4 ME4SA4	C703_44.7 S4 MX4SA4	170	C703_44.7 P112 BE112M4	C703_44.7 P112 BX112M4	171
33	1092	3.5	43.5	35000	C803_43.5 S4 ME4SA4	C803_43.5 S4 MX4SA4	173	C803_43.5 P112 BE112M4	C803_43.5 P112 BX112M4	174
33	1056	1.5	43.4	16000	C613_43.4 S4 ME4SA4	C613_43.4 S4 MX4SA4	166	C613_43.4 P112 BE112M4	C613_43.4 P112 BX112M4	167
35	1036	2.2	41.3	25000	C703_41.3 S4 ME4SA4	C703_41.3 S4 MX4SA4	170	C703_41.3 P112 BE112M4	C703_41.3 P112 BX112M4	171
36	1016	1.0	40.5	10000	C513_40.5 S4 ME4SA4	C513_40.5 S4 MX4SA4	162	C513_40.5 P112 BE112M4	C513_40.5 P112 BX112M4	163
38	975	1.4	38.0	16000	C612_38.0 S4 ME4SA4	C612_38.0 S4 MX4SA4	166	C612_38.0 P112 BE112M4	C612_38.0 P112 BX112M4	167
39	928	1.1	37.0	10000	C513_37.0 S4 ME4SA4	C513_37.0 S4 MX4SA4	162	C513_37.0 P112 BE112M4	C513_37.0 P112 BX112M4	163
40	878	1.8	36.1	15700	C613_36.1 S4 ME4SA4	C613_36.1 S4 MX4SA4	166	C613_36.1 P112 BE112M4	C613_36.1 P112 BX112M4	167
41	891	2.4	34.7	23400	C702_34.7 S4 ME4SA4	C702_34.7 S4 MX4SA4	170	C702_34.7 P112 BE112M4	C702_34.7 P112 BX112M4	171
42	878	1.4	34.2	15700	C612_34.2 S4 ME4SA4	C612_34.2 S4 MX4SA4	166	C612_34.2 P112 BE112M4	C612_34.2 P112 BX112M4	167
44	847	0.9	33.0	10000	C512_33.0 S4 ME4SA4	C512_33.0 S4 MX4SA4	162	C512_33.0 P112 BE112M4	C512_33.0 P112 BX112M4	163
44	801	1.9	33.0	15500	C613_33.0 S4 ME4SA4	C613_33.0 S4 MX4SA4	166	C613_33.0 P112 BE112M4	C613_33.0 P112 BX112M4	167
47	781	1.7	30.4	15300	C612_30.4 S4 ME4SA4	C612_30.4 S4 MX4SA4	166	C612_30.4 P112 BE112M4	C612_30.4 P112 BX112M4	167
48	755	1.3	30.1	9880	C513_30.1 S4 ME4SA4	C513_30.1 S4 MX4SA4	162	C513_30.1 P112 BE112M4	C513_30.1 P112 BX112M4	163
48	764	1.0	29.8	10000	C512_29.8 S4 ME4SA4	C512_29.8 S4 MX4SA4	162	C512_29.8 P112 BE112M4	C512_29.8 P112 BX112M4	163
52	711	3.0	27.7	22300	C702_27.7 S4 ME4SA4	C702_27.7 S4 MX4SA4	170	C702_27.7 P112 BE112M4	C702_27.7 P112 BX112M4	171
52	689	1.4	27.4	9550	C513_27.4 S4 ME4SA4	C513_27.4 S4 MX4SA4	162	C513_27.4 P112 BE112M4	C513_27.4 P112 BX112M4	163
53	703	1.9	27.4	14900	C612_27.4 S4 ME4SA4	C612_27.4 S4 MX4SA4	166	C612_27.4 P112 BE112M4	C612_27.4 P112 BX112M4	167
54	651	2.2	26.8	14700	C613_26.8 S4 ME4SA4	C613_26.8 S4 MX4SA4	166	C613_26.8 P112 BE112M4	C613_26.8 P112 BX112M4	167
56	665	1.2	25.9	10000	C512_25.9 S4 ME4SA4	C512_25.9 S4 MX4SA4	162	C512_25.9 P112 BE112M4	C512_25.9 P112 BX112M4	163
58	637	2.1	24.8	14600	C612_24.8 S4 ME4SA4	C612_24.8 S4 MX4SA4	166	C612_24.8 P112 BE112M4	C612_24.8 P112 BX112M4	167
60	600	1.5	23.9	9250	C513_23.9 S4 ME4SA4	C513_23.9 S4 MX4SA4	162	C513_23.9 P112 BE112M4	C513_23.9 P112 BX112M4	163
62	599	1.3	23.4	10000	C512_23.4 S4 ME4SA4	C512_23.4 S4 MX4SA4	162	C512_23.4 P112 BE112M4	C512_23.4 P112 BX112M4	163
64	573	2.4	22.4	14200	C612_22.4 S4 ME4SA4	C612_22.4 S4 MX4SA4	166	C612_22.4 P112 BE112M4	C612_22.4 P112 BX112M4	167
69	538	1.5	21.0	9920	C512_21.0 S4 ME4SA4	C512_21.0 S4 MX4SA4	162	C512_21.0 P112 BE112M4	C512_21.0 P112 BX112M4	163
73	507	1.0	19.8	4760	C412_19.8 S4 ME4SA4	C412_19.8 S4 MX4SA4	158	C412_19.8 P112 BE112M4	C412_19.8 P112 BX112M4	159
73	503	2.7	19.6	13800	C612_19.6 S4 ME4SA4	C612_19.6 S4 MX4SA4	166	C612_19.6 P112 BE112M4	C612_19.6 P112 BX112M4	167
76	485	1.7	18.9	9730	C512_18.9 S4 ME4SA4	C512_18.9 S4 MX4SA4	162	C512_18.9 P112 BE112M4	C512_18.9 P112 BX112M4	163
81	456	1.1	17.8	4720	C412_17.8 S4 ME4SA4	C412_17.8 S4 MX4SA4	158	C412_17.8 P112 BE112M4	C412_17.8 P112 BX112M4	159
82	453	3.0	17.7	13400	C612_17.7 S4 ME4SA4	C612_17.7 S4 MX4SA4	166	C612_17.7 P112 BE112M4	C612_17.7 P112 BX112M4	167
87	426	1.9	16.6	9440	C512_16.6 S4 ME4SA4	C512_16.6 S4 MX4SA4	162	C512_16.6 P112 BE112M4	C512_16.6 P112 BX112M4	163
90	409	3.3	15.9	13100	C612_15.9 S4 ME4SA4	C612_15.9 S4 MX4SA4	166	C612_15.9 P112 BE112M4	C612_15.9 P112 BX112M4	167
91	406	1.1	15.8	4740	C412_15.8 S4 ME4SA4	C412_15.8 S4 MX4SA4	158	C412_15.8 P112 BE112M4	C412_15.8 P112 BX112M4	159
96	384	2.1	15.0	9230	C512_15.0 S4 ME4SA4	C512_15.0 S4 MX4SA4	162	C512_15.0 P112 BE112M4	C512_15.0 P112 BX112M4	163
98	378	1.0	14.8	3880	C362_14.8 S4 ME4SA4	C362_14.8 S4 MX4SA4	154	C362_14.8 P112 BE112M4	C362_14.8 P112 BX112M4	155
101	365	1.2	14.2	4690	C412_14.2 S4 ME4SA4	C412_14.2 S4 MX4SA4	158	C412_14.2 P112 BE112M4	C412_14.2 P112 BX112M4	159
108	342	1.1	13.3	3840	C362_13.3 S4 ME4SA4	C362_13.3 S4 MX4SA4	154	C362_13.3 P112 BE112M4	C362_13.3 P112 BX112M4	155
110	337	2.2	13.1	8930	C512_13.1 S4 ME4SA4	C512_13.1 S4 MX4SA4	162	C512_13.1 P112 BE112M4	C512_13.1 P112 BX112M4	163
116	318	1.3	12.4	4660	C412_12.4 S4 ME4SA4	C412_12.4 S4 MX4SA4	158	C412_12.4 P112 BE112M4	C412_12.4 P112 BX112M4	159
122	304	2.5	11.8	8720	C512_11.8 S4 ME4SA4	C512_11.8 S4 MX4SA4	162	C512_11.8 P112 BE112M4	C512_11.8 P112 BX112M4	163
123	299	1.3	11.7	3840	C362_11.7 S4 ME4SA4	C362_11.7 S4 MX4SA4	154	C362_11.7 P112 BE112M4	C362_11.7 P112 BX112M4	155
129	286	1.5	11.2	4580	C412_11.2 S4 ME4SA4	C412_11.2 S4 MX4SA4	158	C412_11.2 P112 BE112M4	C412_11.2 P112 BX112M4	159
136	272	1.4	10.6	3780	C362_10.6 S4 ME4SA4	C362_10.6 S4 MX4SA4	154	C362_10.6 P112 BE112M4	C362_10.6 P112 BX112M4	155



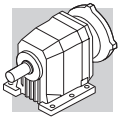
4 kW

n ₂ min-1	M ₂ Nm	S	i	R _{n2} N						
					IE2	IE3		IE2	IE3	
148	250	2.7	9.8	8290	C512_9.8 S4 ME4SA4	C512_9.8 S4 MX4SA4	162	C512_9.8 P112 BE112M4	C512_9.8 P112 BX112M4	163
150	246	1.6	9.6	4510	C412_9.6 S4 ME4SA4	C412_9.6 S4 MX4SA4	158	C412_9.6 P112 BE112M4	C412_9.6 P112 BX112M4	159
155	238	0.9	9.3	3150	C322_9.3 S4 ME4SA4	C322_9.3 S4 MX4SA4	150	C322_9.3 P112 BE112M4	C322_9.3 P112 BX112M4	151
164	226	1.7	8.8	3720	C362_8.8 S4 ME4SA4	C362_8.8 S4 MX4SA4	154	C362_8.8 P112 BE112M4	C362_8.8 P112 BX112M4	155
164	225	3.0	8.8	8070	C512_8.8 S4 ME4SA4	C512_8.8 S4 MX4SA4	162	C512_8.8 P112 BE112M4	C512_8.8 P112 BX112M4	163
167	222	1.7	8.6	4420	C412_8.6 S4 ME4SA4	C412_8.6 S4 MX4SA4	158	C412_8.6 P112 BE112M4	C412_8.6 P112 BX112M4	159
170	218	1.0	8.5	3110	C322_8.5 S4 ME4SA4	C322_8.5 S4 MX4SA4	150	C322_8.5 P112 BE112M4	C322_8.5 P112 BX112M4	151
179	206	1.8	8.0	3650	C362_8.0 S4 ME4SA4	C362_8.0 S4 MX4SA4	154	C362_8.0 P112 BE112M4	C362_8.0 P112 BX112M4	155
186	199	3.2	7.8	7800	C512_7.8 S4 ME4SA4	C512_7.8 S4 MX4SA4	162	C512_7.8 P112 BE112M4	C512_7.8 P112 BX112M4	163
186	195	1.4	15.6	3090	C322_15.6 S4 ME4SA2		150	C322_15.6 P112 BE112M2		151
201	184	1.1	7.2	3070	C322_7.2 S4 ME4SA4	C322_7.2 S4 MX4SA4	150	C322_7.2 P112 BE112M4	C322_7.2 P112 BX112M4	151
204	181	2.0	7.1	4280	C412_7.1 S4 ME4SA4	C412_7.1 S4 MX4SA4	158	C412_7.1 P112 BE112M4	C412_7.1 P112 BX112M4	159
206	176	1.4	14.1	3040	C322_14.1 S4 ME4SA2		150	C322_14.1 P112 BE112M2		151
206	179	3.5	7.0	7580	C512_7.0 S4 ME4SA4	C512_7.0 S4 MX4SA4	162	C512_7.0 P112 BE112M4	C512_7.0 P112 BX112M4	163
212	174	2.0	6.8	3580	C362_6.8 S4 ME4SA4	C362_6.8 S4 MX4SA4	154	C362_6.8 P112 BE112M4	C362_6.8 P112 BX112M4	155
226	163	2.1	6.4	4180	C412_6.4 S4 ME4SA4	C412_6.4 S4 MX4SA4	158	C412_6.4 P112 BE112M4	C412_6.4 P112 BX112M4	159
230	161	1.0	6.3	2840	C322_6.3 S4 ME4SA4	C322_6.3 S4 MX4SA4	150	C322_6.3 P112 BE112M4	C322_6.3 P112 BX112M4	151
235	154	1.6	12.3	2990	C322_12.3 S4 ME4SA2		150	C322_12.3 P112 BE112M2		151
242	153	1.7	6.0	3840	C412_6.0 S4 ME4SA4	C412_6.0 S4 MX4SA4	158	C412_6.0 P112 BE112M4	C412_6.0 P112 BX112M4	159
246	150	1.3	5.8	3310	C362_5.8 S4 ME4SA4	C362_5.8 S4 MX4SA4	154	C362_5.8 P112 BE112M4	C362_5.8 P112 BX112M4	155
255	145	1.1	5.7	2780	C322_5.7 S4 ME4SA4	C322_5.7 S4 MX4SA4	150	C322_5.7 P112 BE112M4	C322_5.7 P112 BX112M4	151
259	140	1.6	11.2	2900	C322_11.2 S4 ME4SA2		150	C322_11.2 P112 BE112M2		151
273	135	1.5	5.3	3200	C362_5.3 S4 ME4SA4	C362_5.3 S4 MX4SA4	154	C362_5.3 P112 BE112M4	C362_5.3 P112 BX112M4	155
291	127	1.2	5.0	2760	C322_5.0 S4 ME4SA4	C322_5.0 S4 MX4SA4	150	C322_5.0 P112 BE112M4	C322_5.0 P112 BX112M4	151
301	121	1.2	9.6	1680				C222_9.6 P112 BE112M2		147
309	120	2.2	4.7	3500	C412_4.7 S4 ME4SA4	C412_4.7 S4 MX4SA4	158	C412_4.7 P112 BE112M4	C412_4.7 P112 BX112M4	159
312	119	1.7	4.6	3180	C362_4.6 S4 ME4SA4	C362_4.6 S4 MX4SA4	154	C362_4.6 P112 BE112M4	C362_4.6 P112 BX112M4	155
312	116	1.9	9.3	2840	C322_9.3 S4 ME4SA2		150	C322_9.3 P112 BE112M2		151
320	115	1.3	4.5	2690	C322_4.5 S4 ME4SA4	C322_4.5 S4 MX4SA4	150	C322_4.5 P112 BE112M4	C322_4.5 P112 BX112M4	151
335	108	1.3	8.7	1660				C222_8.7 P112 BE112M2		147
338	109	0.9	4.3	1300				C222_4.3 P112 BE112M4	C222_4.3 P112 BX112M4	147
342	106	2.0	8.5	2750	C322_8.5 S4 ME4SA2		150	C322_8.5 P112 BE112M2		151
343	108	1.9	4.2	3060	C362_4.2 S4 ME4SA4	C362_4.2 S4 MX4SA4	154	C362_4.2 P112 BE112M4	C362_4.2 P112 BX112M4	155
386	96	1.6	3.7	2640	C322_3.7 S4 ME4SA4	C322_3.7 S4 MX4SA4	150	C322_3.7 P112 BE112M4	C322_3.7 P112 BX112M4	151
388	95	0.9	3.7	1560				C222_3.7 P112 BE112M4	C222_3.7 P112 BX112M4	147
399	93	2.8	3.6	3180	C412_3.6 S4 ME4SA4	C412_3.6 S4 MX4SA4	158	C412_3.6 P112 BE112M4	C412_3.6 P112 BX112M4	159
405	90	2.2	7.2	2690	C322_7.2 S4 ME4SA2		150	C322_7.2 P112 BE112M2		151
409	89	1.5	7.1	1650				C222_7.1 P112 BE112M2		147
413	89	2.2	3.5	3010	C362_3.5 S4 ME4SA4	C362_3.5 S4 MX4SA4	154	C362_3.5 P112 BE112M4	C362_3.5 P112 BX112M4	155
422	87	1.6	3.4	2580	C322_3.4 S4 ME4SA4	C322_3.4 S4 MX4SA4	150	C322_3.4 P112 BE112M4	C322_3.4 P112 BX112M4	151
433	85	1.0	3.3	1540				C222_3.3 P112 BE112M4	C222_3.3 P112 BX112M4	147
453	82	2.5	3.2	2890	C362_3.2 S4 ME4SA4	C362_3.2 S4 MX4SA4	154	C362_3.2 P112 BE112M4	C362_3.2 P112 BX112M4	155
463	78	2.0	6.3	2530	C322_6.3 S4 ME4SA2		150	C322_6.3 P112 BE112M2		151
476	76	1.4	6.1	1540				C222_6.1 P112 BE112M2		147
500	74	1.8	2.9	2500	C322_2.9 S4 ME4SA4	C322_2.9 S4 MX4SA4	150	C322_2.9 P112 BE112M4	C322_2.9 P112 BX112M4	151
519	70	1.5	5.6	1520				C222_5.6 P112 BE112M2		147
529	70	1.1	2.7	1530				C222_2.7 P112 BE112M4	C222_2.7 P112 BX112M4	147
536	69	2.9	2.7	2840	C362_2.7 S4 ME4SA4	C362_2.7 S4 MX4SA4	154	C362_2.7 P112 BE112M4	C362_2.7 P112 BX112M4	155
586	62	2.4	5.0	2410	C322_5.0 S4 ME4SA2		150	C322_5.0 P112 BE112M2		151
608	60	1.7	4.8	1500				C222_4.8 P112 BE112M2		147
644	56	2.7	4.5	2330	C322_4.5 S4 ME4SA2		150	C322_4.5 P112 BE112M2		151
681	53	1.8	4.3	1470				C222_4.3 P112 BE112M2		147
776	47	3.2	3.7	2250	C322_3.7 S4 ME4SA2		150	C322_3.7 P112 BE112M2		151
782	46	1.9	3.7	1450				C222_3.7 P112 BE112M2		147
851	43	3.2	3.4	2170	C322_3.4 S4 ME4SA2		150	C322_3.4 P112 BE112M2		151
872	42	2.0	3.3	1410				C222_3.3 P112 BE112M2		147
1007	36	3.6	2.9	2100	C322_2.9 S4 ME4SA2		150	C322_2.9 P112 BE112M2		151
1065	34	2.3	2.7	1370				C222_2.7 P112 BE112M2		147



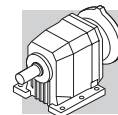
5.5 kW

n ₂ min ⁻¹	M ₂ Nm	S	i	R _{n2} N				IEC		
					IE2	IE3		IE2	IE3	
3.6	13276	0.9	409.8	85000	C1004_409.8 S4 ME4SB4	C1004_409.8 S4 MX4SB4	179	C1004_409.8 P132 BE132S4	C1004_409.8 P132 BX132SB4	180
3.8	12328	1.0	380.5	85000	C1004_380.5 S4 ME4SB4	C1004_380.5 S4 MX4SB4	179	C1004_380.5 P132 BE132S4	C1004_380.5 P132 BX132SB4	180
4.5	10485	1.1	323.6	85000	C1004_323.6 S4 ME4SB4	C1004_323.6 S4 MX4SB4	179	C1004_323.6 P132 BE132S4	C1004_323.6 P132 BX132SB4	180
4.9	9736	1.2	300.5	85000	C1004_300.5 S4 ME4SB4	C1004_300.5 S4 MX4SB4	179	C1004_300.5 P132 BE132S4	C1004_300.5 P132 BX132SB4	180
5.6	8521	1.4	263.0	85000	C1004_263.0 S4 ME4SB4	C1004_263.0 S4 MX4SB4	179	C1004_263.0 P132 BE132S4	C1004_263.0 P132 BX132SB4	180
6.0	7913	1.5	244.2	85000	C1004_244.2 S4 ME4SB4	C1004_244.2 S4 MX4SB4	179	C1004_244.2 P132 BE132S4	C1004_244.2 P132 BX132SB4	180
6.3	7507	1.0	231.7	60000	C904_231.7 S4 ME4SB4	C904_231.7 S4 MX4SB4	176	C904_231.7 P132 BE132S4	C904_231.7 P132 BX132SB4	177
6.9	6881	1.0	212.4	60000	C904_212.4 S4 ME4SB4	C904_212.4 S4 MX4SB4	176	C904_212.4 P132 BE132S4	C904_212.4 P132 BX132SB4	177
7.3	6468	1.9	199.6	85000	C1004_199.6 S4 ME4SB4	C1004_199.6 S4 MX4SB4	179	C1004_199.6 P132 BE132S4	C1004_199.6 P132 BX132SB4	180
7.9	6006	2.0	185.4	85000	C1004_185.4 S4 ME4SB4	C1004_185.4 S4 MX4SB4	179	C1004_185.4 P132 BE132S4	C1004_185.4 P132 BX132SB4	180
8.5	5762	1.2	172.1	60000	C903_172.1 S4 ME4SB4	C903_172.1 S4 MX4SB4	176	C903_172.1 P132 BE132S4	C903_172.1 P132 BX132SB4	177
9.0	5252	2.3	162.1	85000	C1004_162.1 S4 ME4SB4	C1004_162.1 S4 MX4SB4	179	C1004_162.1 P132 BE132S4	C1004_162.1 P132 BX132SB4	180
9.3	5282	1.3	157.8	60000	C903_157.8 S4 ME4SB4	C903_157.8 S4 MX4SB4	176	C903_157.8 P132 BE132S4	C903_157.8 P132 BX132SB4	177
9.7	5036	2.4	150.4	85000	C1003_150.4 S4 ME4SB4	C1003_150.4 S4 MX4SB4	179	C1003_150.4 P132 BE132S4	C1003_150.4 P132 BX132SB4	180
10.0	4899	1.5	146.3	60000	C903_146.3 S4 ME4SB4	C903_146.3 S4 MX4SB4	176	C903_146.3 P132 BE132S4	C903_146.3 P132 BX132SB4	177
10.5	4677	2.4	139.7	85000	C1003_139.7 S4 ME4SB4	C1003_139.7 S4 MX4SB4	179	C1003_139.7 P132 BE132S4	C1003_139.7 P132 BX132SB4	180
10.9	4491	1.6	134.1	60000	C903_134.1 S4 ME4SB4	C903_134.1 S4 MX4SB4	176	C903_134.1 P132 BE132S4	C903_134.1 P132 BX132SB4	177
12.1	4035	3.0	120.5	85000	C1003_120.5 S4 ME4SB4	C1003_120.5 S4 MX4SB4	179	C1003_120.5 P132 BE132S4	C1003_120.5 P132 BX132SB4	180
12.2	3999	1.0	119.5	35000	C803_119.5 S4 ME4SB4	C803_119.5 S4 MX4SB4	173	C803_119.5 P132 BE132S4	C803_119.5 P132 BX132SB4	174
12.5	3908	1.8	116.7	60000	C903_116.7 S4 ME4SB4	C903_116.7 S4 MX4SB4	176	C903_116.7 P132 BE132S4	C903_116.7 P132 BX132SB4	177
13.3	3666	1.1	109.5	35000	C803_109.5 S4 ME4SB4	C803_109.5 S4 MX4SB4	173	C803_109.5 P132 BE132S4	C803_109.5 P132 BX132SB4	174
13.6	3582	2.0	107.0	60000	C903_107.0 S4 ME4SB4	C903_107.0 S4 MX4SB4	176	C903_107.0 P132 BE132S4	C903_107.0 P132 BX132SB4	177
15.0	3260	1.2	97.4	35000	C803_97.4 S4 ME4SB4	C803_97.4 S4 MX4SB4	173	C803_97.4 P132 BE132S4	C803_97.4 P132 BX132SB4	174
15.2	3222	2.2	96.2	60000	C903_96.2 S4 ME4SB4	C903_96.2 S4 MX4SB4	176	C903_96.2 P132 BE132S4	C903_96.2 P132 BX132SB4	177
16.4	2989	1.3	89.3	35000	C803_89.3 S4 ME4SB4	C803_89.3 S4 MX4SB4	173	C803_89.3 P132 BE132S4	C803_89.3 P132 BX132SB4	174
16.5	2954	2.4	88.2	60000	C903_88.2 S4 ME4SB4	C903_88.2 S4 MX4SB4	176	C903_88.2 P132 BE132S4	C903_88.2 P132 BX132SB4	177
18.0	2719	2.6	81.2	59100	C903_81.2 S4 ME4SB4	C903_81.2 S4 MX4SB4	176	C903_81.2 P132 BE132S4	C903_81.2 P132 BX132SB4	177
19.0	2575	1.6	76.9	35000	C803_76.9 S4 ME4SB4	C803_76.9 S4 MX4SB4	173	C803_76.9 P132 BE132S4	C803_76.9 P132 BX132SB4	174
19.6	2492	2.8	74.4	58200	C903_74.4 S4 ME4SB4	C903_74.4 S4 MX4SB4	176	C903_74.4 P132 BE132S4	C903_74.4 P132 BX132SB4	177
20.5	2388	1.0	71.3	25000	C703_71.3 S4 ME4SB4	C703_71.3 S4 MX4SB4	170	C703_71.3 P132 BE132S4	C703_71.3 P132 BX132SB4	171
20.7	2360	1.7	70.5	35000	C803_70.5 S4 ME4SB4	C803_70.5 S4 MX4SB4	173	C803_70.5 P132 BE132S4	C803_70.5 P132 BX132SB4	174
22.2	2205	1.0	65.9	25000	C703_65.9 S4 ME4SB4	C703_65.9 S4 MX4SB4	170	C703_65.9 P132 BE132S4	C703_65.9 P132 BX132SB4	171
23.4	2093	1.9	62.5	35000	C803_62.5 S4 ME4SB4	C803_62.5 S4 MX4SB4	173	C803_62.5 P132 BE132S4	C803_62.5 P132 BX132SB4	174
25.5	1918	2.1	57.3	35000	C803_57.3 S4 ME4SB4	C803_57.3 S4 MX4SB4	173	C803_57.3 P132 BE132S4	C803_57.3 P132 BX132SB4	174
25.8	1892	1.2	56.5	25000	C703_56.5 S4 ME4SB4	C703_56.5 S4 MX4SB4	170	C703_56.5 P132 BE132S4	C703_56.5 P132 BX132SB4	171
27.3	1732	0.9	53.5	15000	C613_53.5 S4 ME4SB4	C613_53.5 S4 MX4SB4	166	C613_53.5 P132 BE132S4	C613_53.5 P132 BX132SB4	167
28.0	1746	1.3	52.2	24700	C703_52.2 S4 ME4SB4	C703_52.2 S4 MX4SB4	170	C703_52.2 P132 BE132S4	C703_52.2 P132 BX132SB4	171
31	1543	1.0	47.6	15300	C613_47.6 S4 ME4SB4	C613_47.6 S4 MX4SB4	166	C613_47.6 P132 BE132S4	C613_47.6 P132 BX132SB4	167
31	1588	2.4	47.4	35000	C803_47.4 S4 ME4SB4	C803_47.4 S4 MX4SB4	173	C803_47.4 P132 BE132S4	C803_47.4 P132 BX132SB4	174
33	1497	1.5	44.7	24100	C703_44.7 S4 ME4SB4	C703_44.7 S4 MX4SB4	170	C703_44.7 P132 BE132S4	C703_44.7 P132 BX132SB4	171
34	1456	2.6	43.5	35000	C803_43.5 S4 ME4SB4	C803_43.5 S4 MX4SB4	173	C803_43.5 P132 BE132S4	C803_43.5 P132 BX132SB4	174
34	1408	1.1	43.4	15000	C613_43.4 S4 ME4SB4	C613_43.4 S4 MX4SB4	166	C613_43.4 P132 BE132S4	C613_43.4 P132 BX132SB4	167
35	1381	1.7	41.3	23800	C703_41.3 S4 ME4SB4	C703_41.3 S4 MX4SB4	170	C703_41.3 P132 BE132S4	C703_41.3 P132 BX132SB4	171
37	1338	2.4	39.1	35000	C802_39.1 S4 ME4SB4	C802_39.1 S4 MX4SB4	173	C802_39.1 P132 BE132S4	C802_39.1 P132 BX132SB4	174
38	1300	1.0	38.0	14800	C612_38.0 S4 ME4SB4	C612_38.0 S4 MX4SB4	166	C612_38.0 P132 BE132S4	C612_38.0 P132 BX132SB4	167
40	1171	1.3	36.1	14800	C613_36.1 S4 ME4SB4	C613_36.1 S4 MX4SB4	166	C613_36.1 P132 BE132S4	C613_36.1 P132 BX132SB4	167
42	1188	1.8	34.7	22100	C702_34.7 S4 ME4SB4	C702_34.7 S4 MX4SB4	170	C702_34.7 P132 BE132S4	C702_34.7 P132 BX132SB4	171
43	1170	1.0	34.2	14500	C612_34.2 S4 ME4SB4	C612_34.2 S4 MX4SB4	166	C612_34.2 P132 BE132S4	C612_34.2 P132 BX132SB4	167
44	1068	1.4	33.0	14500	C613_33.0 S4 ME4SB4	C613_33.0 S4 MX4SB4	166	C613_33.0 P132 BE132S4	C613_33.0 P132 BX132SB4	167
47	1072	3.5	31.3	33400	C802_31.3 S4 ME4SB4	C802_31.3 S4 MX4SB4	173	C802_31.3 P132 BE132S4	C802_31.3 P132 BX132SB4	174
48	1041	1.3	30.4	14300	C612_30.4 S4 ME4SB4	C612_30.4 S4 MX4SB4	166	C612_30.4 P132 BE132S4	C612_30.4 P132 BX132SB4	167
49	1006	1.0	30.1	9610	C513_30.1 S4 ME4SB4	C513_30.1 S4 MX4SB4	162	C513_30.1 P132 BE132S4	C513_30.1 P132 BX132SB4	163
53	948	2.2	27.7	21200	C702_27.7 S4 ME4SB4	C702_27.7 S4 MX4SB4	170	C702_27.7 P132 BE132S4	C702_27.7 P132 BX132SB4	171
53	919	1.1	27.4	9490	C513_27.4 S4 ME4SB4	C513_27.4 S4 MX4SB4	162	C513_27.4 P132 BE132S4	C513_27.4 P132 BX132SB4	163
53	938	1.4	27.4	13900	C612_27.4 S4 ME4SB4	C612_27.4 S4 MX4SB4	166	C612_27.4 P132 BE132S4	C612_27.4 P132 BX132SB4	167
56	886	0.9	25.9	9350	C512_25.9 S4 ME4SB4	C512_25.9 S4 MX4SB4	162	C512_25.9 P132 BE132S4	C512_25.9 P132 BX132SB4	163
59	849	1.6	24.8	13700	C612_24.8 S4 ME4SB4	C612_24.8 S4 MX4SB4	166	C612_24.8 P132 BE132S4	C612_24.8 P132 BX132SB4	167



5.5 kW

n ₂ min-1	M ₂ Nm	S	i	R _{n2} N						
					IE2	IE3		IE2	IE3	
61	800	1.2	23.9	9540	C513_23.9 S4 ME4SB4	C513_23.9 S4 MX4SB4	162	C513_23.9 P132 BE132S4	C513_23.9 P132 BX132SB4	163
63	799	1.0	23.4	9310	C512_23.4 S4 ME4SB4	C512_23.4 S4 MX4SB4	162	C512_23.4 P132 BE132S4	C512_23.4 P132 BX132SB4	163
64	782	2.7	22.9	20400	C702_22.9 S4 ME4SB4	C702_22.9 S4 MX4SB4	170	C702_22.9 P132 BE132S4	C702_22.9 P132 BX132SB4	171
65	764	1.8	22.4	13400	C612_22.4 S4 ME4SB4	C612_22.4 S4 MX4SB4	166	C612_22.4 P132 BE132S4	C612_22.4 P132 BX132SB4	167
70	717	1.1	21.0	9150	C512_21.0 S4 ME4SB4	C512_21.0 S4 MX4SB4	162	C512_21.0 P132 BE132S4	C512_21.0 P132 BX132SB4	163
74	670	2.0	19.6	13100	C612_19.6 S4 ME4SB4	C612_19.6 S4 MX4SB4	166	C612_19.6 P132 BE132S4	C612_19.6 P132 BX132SB4	167
76	660	3.2	19.3	19700	C702_19.3 S4 ME4SB4	C702_19.3 S4 MX4SB4	170	C702_19.3 P132 BE132S4	C702_19.3 P132 BX132SB4	171
77	646	1.2	18.9	9030	C512_18.9 S4 ME4SB4	C512_18.9 S4 MX4SB4	162	C512_18.9 P132 BE132S4	C512_18.9 P132 BX132SB4	163
83	604	2.2	17.7	12700	C612_17.7 S4 ME4SB4	C612_17.7 S4 MX4SB4	166	C612_17.7 P132 BE132S4	C612_17.7 P132 BX132SB4	167
88	568	1.4	16.6	8810	C512_16.6 S4 ME4SB4	C512_16.6 S4 MX4SB4	162	C512_16.6 P132 BE132S4	C512_16.6 P132 BX132SB4	163
92	545	2.5	15.9	12500	C612_15.9 S4 ME4SB4	C612_15.9 S4 MX4SB4	166	C612_15.9 P132 BE132S4	C612_15.9 P132 BX132SB4	167
98	512	1.6	15.0	8660	C512_15.0 S4 ME4SB4	C512_15.0 S4 MX4SB4	162	C512_15.0 P132 BE132S4	C512_15.0 P132 BX132SB4	163
102	491	2.8	14.3	12100	C612_14.3 S4 ME4SB4	C612_14.3 S4 MX4SB4	166	C612_14.3 P132 BE132S4	C612_14.3 P132 BX132SB4	167
102	487	0.9	14.2	4000	C412_14.2 S4 ME4SB4	C412_14.2 S4 MX4SB4	158	C412_14.2 P132 BE132S4	C412_14.2 P132 BX132SB4	159
111	449	1.7	13.1	8420	C512_13.1 S4 ME4SB4	C512_13.1 S4 MX4SB4	162	C512_13.1 P132 BE132S4	C512_13.1 P132 BX132SB4	163
118	424	1.0	12.4	4060	C412_12.4 S4 ME4SB4	C412_12.4 S4 MX4SB4	158	C412_12.4 P132 BE132S4	C412_12.4 P132 BX132SB4	159
121	414	3.3	12.1	11600	C612_12.1 S4 ME4SB4	C612_12.1 S4 MX4SB4	166	C612_12.1 P132 BE132S4	C612_12.1 P132 BX132SB4	167
123	405	1.9	11.8	8250	C512_11.8 S4 ME4SB4	C512_11.8 S4 MX4SB4	162	C512_11.8 P132 BE132S4	C512_11.8 P132 BX132SB4	163
125	399	1.0	11.7	3380	C362_11.7 S4 ME4SB4	C362_11.7 S4 MX4SB4	154	C362_11.7 P132 BE132S4	C362_11.7 P132 BX132SB4	155
131	382	1.1	11.2	4030	C412_11.2 S4 ME4SB4	C412_11.2 S4 MX4SB4	158	C412_11.2 P132 BE132S4	C412_11.2 P132 BX132SB4	159
138	363	1.0	10.6	3350	C362_10.6 S4 ME4SB4	C362_10.6 S4 MX4SB4	154	C362_10.6 P132 BE132S4	C362_10.6 P132 BX132SB4	155
150	334	2.1	9.8	7890	C512_9.8 S4 ME4SB4	C512_9.8 S4 MX4SB4	162	C512_9.8 P132 BE132S4	C512_9.8 P132 BX132SB4	163
152	328	1.2	9.6	4030	C412_9.6 S4 ME4SB4	C412_9.6 S4 MX4SB4	158	C412_9.6 P132 BE132S4	C412_9.6 P132 BX132SB4	159
166	301	1.3	8.8	3350	C362_8.8 S4 ME4SB4	C362_8.8 S4 MX4SB4	154	C362_8.8 P132 BE132S4	C362_8.8 P132 BX132SB4	155
166	301	2.3	8.8	7700	C512_8.8 S4 ME4SB4	C512_8.8 S4 MX4SB4	162	C512_8.8 P132 BE132S4	C512_8.8 P132 BX132SB4	163
182	275	1.3	8.0	3330	C362_8.0 S4 ME4SB4	C362_8.0 S4 MX4SB4	154	C362_8.0 P132 BE132S4	C362_8.0 P132 BX132SB4	155
188	265	2.4	7.8	7460	C512_7.8 S4 ME4SB4	C512_7.8 S4 MX4SB4	162	C512_7.8 P132 BE132S4	C512_7.8 P132 BX132SB4	163
207	242	1.5	7.1	3920	C412_7.1 S4 ME4SB4	C412_7.1 S4 MX4SB4	158	C412_7.1 P132 BE132S4	C412_7.1 P132 BX132SB4	159
209	239	2.6	7.0	7280	C512_7.0 S4 ME4SB4	C512_7.0 S4 MX4SB4	162	C512_7.0 P132 BE132S4	C512_7.0 P132 BX132SB4	163
215	232	1.5	6.8	3280	C362_6.8 S4 ME4SB4	C362_6.8 S4 MX4SB4	154	C362_6.8 P132 BE132S4	C362_6.8 P132 BX132SB4	155
229	218	1.6	6.4	3840	C412_6.4 S4 ME4SB4	C412_6.4 S4 MX4SB4	158	C412_6.4 P132 BE132S4	C412_6.4 P132 BX132SB4	159
243	205	3.2	6.0	9480	C612_6.0 S4 ME4SB4	C612_6.0 S4 MX4SB4	166	C612_6.0 P132 BE132S4	C612_6.0 P132 BX132SB4	167
245	204	1.3	6.0	3430	C412_6.0 S4 ME4SB4	C412_6.0 S4 MX4SB4	158	C412_6.0 P132 BE132S4	C412_6.0 P132 BX132SB4	159
250	200	1.0	5.8	3020	C362_5.8 S4 ME4SB4	C362_5.8 S4 MX4SB4	154	C362_5.8 P132 BE132S4	C362_5.8 P132 BX132SB4	155
259	193	2.3	5.6	6720	C512_5.6 S4 ME4SB4	C512_5.6 S4 MX4SB4	162	C512_5.6 P132 BE132S4	C512_5.6 P132 BX132SB4	163
262	190	2.2	11.2	3770	C412_11.2 S4 ME4SB2		158	C412_11.2 P132 BE132SA2		159
277	181	1.1	5.3	2930	C362_5.3 S4 ME4SB4	C362_5.3 S4 MX4SB4	154	C362_5.3 P132 BE132S4	C362_5.3 P132 BX132SB4	155
292	171	2.5	3.3	6530	C512_3.3 S5 ME5SA6		162	C512_3.3 P160 BE160MA6		163
295	169	0.9	5.0	2480	C322_5.0 S4 ME4SB4	C322_5.0 S4 MX4SB4	150	C322_5.0 P132 BE132S4	C322_5.0 P132 BX132SB4	151
305	164	2.4	9.6	3680	C412_9.6 S4 ME4SB2		158	C412_9.6 P132 BE132SA2		159
313	159	1.6	4.7	3360	C412_4.7 S4 ME4SB4	C412_4.7 S4 MX4SB4	158	C412_4.7 P132 BE132S4	C412_4.7 P132 BX132SB4	159
316	158	1.3	4.6	2860	C362_4.6 S4 ME4SB4	C362_4.6 S4 MX4SB4	154	C362_4.6 P132 BE132S4	C362_4.6 P132 BX132SB4	155
324	154	1.0	4.5	2500	C322_4.5 S4 ME4SB4	C322_4.5 S4 MX4SB4	150	C322_4.5 P132 BE132S4	C322_4.5 P132 BX132SB4	151
328	152	2.9	4.5	6330	C512_4.5 S4 ME4SB4	C512_4.5 S4 MX4SB4	162	C512_4.5 P132 BE132S4	C512_4.5 P132 BX132SB4	163
338	147	2.6	8.6	3600	C412_8.6 S4 ME4SB2		158	C412_8.6 P132 BE132SA2		159
348	144	1.4	4.2	2830	C362_4.2 S4 ME4SB4	C362_4.2 S4 MX4SB4	154	C362_4.2 P132 BE132S4	C362_4.2 P132 BX132SB4	155
364	137	2.7	8.0	2850	C362_8.0 S4 ME4SB2		154	C362_8.0 P132 BE132SA2		155
367	136	2.9	2.6	6150	C512_2.6 S5 ME5SA6		162	C512_2.6 P160 BE160MA6		163
391	128	1.2	3.7	2410	C322_3.7 S4 ME4SB4	C322_3.7 S4 MX4SB4	150	C322_3.7 P132 BE132S4	C322_3.7 P132 BX132SB4	151
404	123	2.1	3.6	3240	C412_3.6 S4 ME4SB4	C412_3.6 S4 MX4SB4	158	C412_3.6 P132 BE132S4	C412_3.6 P132 BX132SB4	159
414	121	2.9	7.1	3460	C412_7.1 S4 ME4SB2		158	C412_7.1 P132 BE132SA2		159
419	119	1.7	3.5	2750	C362_3.5 S4 ME4SB4	C362_3.5 S4 MX4SB4	154	C362_3.5 P132 BE132S4	C362_3.5 P132 BX132SB4	155
428	117	1.2	3.4	2370	C322_3.4 S4 ME4SB4	C322_3.4 S4 MX4SB4	150	C322_3.4 P132 BE132S4	C322_3.4 P132 BX132SB4	151
431	116	3.1	6.8	2750	C362_6.8 S4 ME4SB2		154	C362_6.8 P132 BE132SA2		155
459	109	1.8	3.2	2700	C362_3.2 S4 ME4SB4	C362_3.2 S4 MX4SB4	154	C362_3.2 P132 BE132S4	C362_3.2 P132 BX132SB4	155
460	109	3.2	6.4	3370	C412_6.4 S4 ME4SB2		158	C412_6.4 P132 BE132SA2		159
491	102	2.6	6.0	3140	C412_6.0 S4 ME4SB2		158	C412_6.0 P132 BE132SA2		159

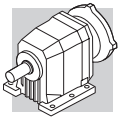


5.5 kW

n ₂ min-1	M ₂ Nm	S	i	R _{n2} N				IEC		
					IE2	IE3		IE2	IE3	
500	100	2.0	5.8	2620	C362_5.8 S4 ME4SB2		154	C362_5.8 P132 BE132SA2		155
507	98	1.3	2.9	2310	C322_2.9 S4 ME4SB4	C322_2.9 S4 MX4SB4	150	C322_2.9 P132 BE132S4	C322_2.9 P132 BX132SB4	151
543	92	2.2	2.7	2620	C362_2.7 S4 ME4SB4	C362_2.7 S4 MX4SB4	154	C362_2.7 P132 BE132S4	C362_2.7 P132 BX132SB4	155
549	91	2.7	2.7	3070	C412_2.7 S4 ME4SB4	C412_2.7 S4 MX4SB4	158	C412_2.7 P132 BE132S4	C412_2.7 P132 BX132SB4	159
554	90	2.2	5.3	2550	C362_5.3 S4 ME4SB2		154	C362_5.3 P132 BE132SA2		155
591	84	1.8	5.0	2230	C322_5.0 S4 ME4SB2		150	C322_5.0 P132 BE132SA2		151
627	80	3.3	4.7	2990	C412_4.7 S4 ME4SB2		158	C412_4.7 P132 BE132SA2		159
650	77	2.0	4.5	2190	C322_4.5 S4 ME4SB2		150	C322_4.5 P132 BE132SA2		151
783	64	2.4	3.7	2120	C322_3.7 S4 ME4SB2		150	C322_3.7 P132 BE132SA2		151
858	58	2.4	3.4	2080	C322_3.4 S4 ME4SB2		150	C322_3.4 P132 BE132SA2		151
1016	49	2.6	2.9	2000	C322_2.9 S4 ME4SB2		150	C322_2.9 P132 BE132SA2		151

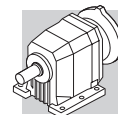
7.5 kW

n ₂ min-1	M ₂ Nm	S	i	R _{n2} N				IEC		
					IE2	IE3		IE2	IE3	
4.8	13252	0.9	300.5	85000	C1004_300.5 S4 ME4LA4	C1004_300.5 S4 MX4LA4	179	C1004_300.5 P132 BE132MA4	C1004_300.5 P132 BX132MA4	180
5.5	11598	1.0	263.0	85000	C1004_263.0 S4 ME4LA4	C1004_263.0 S4 MX4LA4	179	C1004_263.0 P132 BE132MA4	C1004_263.0 P132 BX132MA4	180
6.0	10770	1.1	244.2	85000	C1004_244.2 S4 ME4LA4	C1004_244.2 S4 MX4LA4	179	C1004_244.2 P132 BE132MA4	C1004_244.2 P132 BX132MA4	180
7.3	8804	1.4	199.6	85000	C1004_199.6 S4 ME4LA4	C1004_199.6 S4 MX4LA4	179	C1004_199.6 P132 BE132MA4	C1004_199.6 P132 BX132MA4	180
7.8	8175	1.5	185.4	85000	C1004_185.4 S4 ME4LA4	C1004_185.4 S4 MX4LA4	179	C1004_185.4 P132 BE132MA4	C1004_185.4 P132 BX132MA4	180
8.5	7843	0.9	172.1	60000	C903_172.1 S4 ME4LA4	C903_172.1 S4 MX4LA4	176	C903_172.1 P132 BE132MA4	C903_172.1 P132 BX132MA4	177
9.0	7149	1.7	162.1	85000	C1004_162.1 S4 ME4LA4	C1004_162.1 S4 MX4LA4	179	C1004_162.1 P132 BE132MA4	C1004_162.1 P132 BX132MA4	180
9.2	7189	1.0	157.8	60000	C903_157.8 S4 ME4LA4	C903_157.8 S4 MX4LA4	176	C903_157.8 P132 BE132MA4	C903_157.8 P132 BX132MA4	177
9.7	6855	1.8	150.4	85000	C1003_150.4 S4 ME4LA4	C1003_150.4 S4 MX4LA4	179	C1003_150.4 P132 BE132MA4	C1003_150.4 P132 BX132MA4	180
9.9	6668	1.1	146.3	59600	C903_146.3 S4 ME4LA4	C903_146.3 S4 MX4LA4	176	C903_146.3 P132 BE132MA4	C903_146.3 P132 BX132MA4	177
10.4	6365	1.7	139.7	85000	C1003_139.7 S4 ME4LA4	C1003_139.7 S4 MX4LA4	179	C1003_139.7 P132 BE132MA4	C1003_139.7 P132 BX132MA4	180
10.8	6113	1.2	134.1	59400	C903_134.1 S4 ME4LA4	C903_134.1 S4 MX4LA4	176	C903_134.1 P132 BE132MA4	C903_134.1 P132 BX132MA4	177
12.1	5492	2.2	120.5	85000	C1003_120.5 S4 ME4LA4	C1003_120.5 S4 MX4LA4	179	C1003_120.5 P132 BE132MA4	C1003_120.5 P132 BX132MA4	180
12.5	5319	1.4	116.7	58600	C903_116.7 S4 ME4LA4	C903_116.7 S4 MX4LA4	176	C903_116.7 P132 BE132MA4	C903_116.7 P132 BX132MA4	177
13.0	5100	2.4	111.9	85000	C1003_111.9 S4 ME4LA4	C1003_111.9 S4 MX4LA4	179	C1003_111.9 P132 BE132MA4	C1003_111.9 P132 BX132MA4	180
13.6	4876	1.5	107.0	58200	C903_107.0 S4 ME4LA4	C903_107.0 S4 MX4LA4	176	C903_107.0 P132 BE132MA4	C903_107.0 P132 BX132MA4	177
14.6	4548	2.6	99.8	85000	C1003_99.8 S4 ME4LA4	C1003_99.8 S4 MX4LA4	179	C1003_99.8 P132 BE132MA4	C1003_99.8 P132 BX132MA4	180
14.9	4438	0.9	97.4	34500	C803_97.4 S4 ME4LA4	C803_97.4 S4 MX4LA4	173	C803_97.4 P132 BE132MA4	C803_97.4 P132 BX132MA4	174
15.1	4386	1.6	96.2	57500	C903_96.2 S4 ME4LA4	C903_96.2 S4 MX4LA4	176	C903_96.2 P132 BE132MA4	C903_96.2 P132 BX132MA4	177
15.7	4223	2.8	92.7	85000	C1003_92.7 S4 ME4LA4	C1003_92.7 S4 MX4LA4	179	C1003_92.7 P132 BE132MA4	C1003_92.7 P132 BX132MA4	180
16.3	4068	1.0	89.3	35000	C803_89.3 S4 ME4LA4	C803_89.3 S4 MX4LA4	173	C803_89.3 P132 BE132MA4	C803_89.3 P132 BX132MA4	174
16.5	4020	1.8	88.2	56600	C903_88.2 S4 ME4LA4	C903_88.2 S4 MX4LA4	176	C903_88.2 P132 BE132MA4	C903_88.2 P132 BX132MA4	177
17.0	3899	3.1	85.6	85000	C1003_85.6 S4 ME4LA4	C1003_85.6 S4 MX4LA4	179	C1003_85.6 P132 BE132MA4	C1003_85.6 P132 BX132MA4	180
17.9	3701	1.9	81.2	56100	C903_81.2 S4 ME4LA4	C903_81.2 S4 MX4LA4	176	C903_81.2 P132 BE132MA4	C903_81.2 P132 BX132MA4	177
18.9	3505	1.1	76.9	35000	C803_76.9 S4 ME4LA4	C803_76.9 S4 MX4LA4	173	C803_76.9 P132 BE132MA4	C803_76.9 P132 BX132MA4	174
19.5	3392	2.1	74.4	55200	C903_74.4 S4 ME4LA4	C903_74.4 S4 MX4LA4	176	C903_74.4 P132 BE132MA4	C903_74.4 P132 BX132MA4	177
20.6	3213	1.2	70.5	35000	C803_70.5 S4 ME4LA4	C803_70.5 S4 MX4LA4	173	C803_70.5 P132 BE132MA4	C803_70.5 P132 BX132MA4	174
22.5	2943	2.4	64.6	54000	C903_64.6 S4 ME4LA4	C903_64.6 S4 MX4LA4	176	C903_64.6 P132 BE132MA4	C903_64.6 P132 BX132MA4	177
23.3	2848	1.4	62.5	35000	C803_62.5 S4 ME4LA4	C803_62.5 S4 MX4LA4	173	C803_62.5 P132 BE132MA4	C803_62.5 P132 BX132MA4	174
24.6	2698	2.6	59.2	53000	C903_59.2 S4 ME4LA4	C903_59.2 S4 MX4LA4	176	C903_59.2 P132 BE132MA4	C903_59.2 P132 BX132MA4	177
25.4	2611	1.5	57.3	35000	C803_57.3 S4 ME4LA4	C803_57.3 S4 MX4LA4	173	C803_57.3 P132 BE132MA4	C803_57.3 P132 BX132MA4	174
26.5	2501	2.9	54.9	52400	C903_54.9 S4 ME4LA4	C903_54.9 S4 MX4LA4	176	C903_54.9 P132 BE132MA4	C903_54.9 P132 BX132MA4	177
27.9	2377	1.0	52.2	22900	C703_52.2 S4 ME4LA4	C703_52.2 S4 MX4LA4	170	C703_52.2 P132 BE132MA4	C703_52.2 P132 BX132MA4	171
31	2162	1.8	47.4	35000	C803_47.4 S4 ME4LA4	C803_47.4 S4 MX4LA4	173	C803_47.4 P132 BE132MA4	C803_47.4 P132 BX132MA4	174
33	2037	1.1	44.7	22500	C703_44.7 S4 ME4LA4	C703_44.7 S4 MX4LA4	170	C703_44.7 P132 BE132MA4	C703_44.7 P132 BX132MA4	171
33	1982	1.9	43.5	35000	C803_43.5 S4 ME4LA4	C803_43.5 S4 MX4LA4	173	C803_43.5 P132 BE132MA4	C803_43.5 P132 BX132MA4	174
35	1880	1.2	41.3	22300	C703_41.3 S4 ME4LA4	C703_41.3 S4 MX4LA4	170	C703_41.3 P132 BE132MA4	C703_41.3 P132 BX132MA4	171
37	1821	1.8	39.1	33600	C802_39.1 S4 ME4LA4	C802_39.1 S4 MX4LA4	173	C802_39.1 P132 BE132MA4	C802_39.1 P132 BX132MA4	174



7.5 kW

n ₂ min ⁻¹	M ₂ Nm	S	i	R _{n2} N						
					IE2	IE3		IE2	IE3	
40	1594	1.0	36.1	13300	C613_36.1 S4 ME4LA4	C613_36.1 S4 MX4LA4	166	C613_36.1 P132 BE132MA4	C613_36.1 P132 BX132MA4	167
41	1634	3.3	35.1	47300	C902_35.1 S4 ME4LA4	C902_35.1 S4 MX4LA4	176	C902_35.1 P132 BE132MA4	C902_35.1 P132 BX132MA4	177
42	1617	1.3	34.7	20500	C702_34.7 S4 ME4LA4	C702_34.7 S4 MX4LA4	170	C702_34.7 P132 BE132MA4	C702_34.7 P132 BX132MA4	171
44	1454	1.0	33.0	13100	C613_33.0 S4 ME4LA4	C613_33.0 S4 MX4LA4	166	C613_33.0 P132 BE132MA4	C613_33.0 P132 BX132MA4	167
46	1459	2.5	31.3	32200	C802_31.3 S4 ME4LA4	C802_31.3 S4 MX4LA4	173	C802_31.3 P132 BE132MA4	C802_31.3 P132 BX132MA4	174
48	1417	1.0	30.4	13000	C612_30.4 S4 ME4LA4	C612_30.4 S4 MX4LA4	166	C612_30.4 P132 BE132MA4	C612_30.4 P132 BX132MA4	167
50	1295	1.1	29.4	13100	C613_29.4 S4 ME4LA4	C613_29.4 S4 MX4LA4	166	C613_29.4 P132 BE132MA4	C613_29.4 P132 BX132MA4	167
52	1290	1.6	27.7	20000	C702_27.7 S4 ME4LA4	C702_27.7 S4 MX4LA4	170	C702_27.7 P132 BE132MA4	C702_27.7 P132 BX132MA4	171
53	1276	1.1	27.4	12800	C612_27.4 S4 ME4LA4	C612_27.4 S4 MX4LA4	166	C612_27.4 P132 BE132MA4	C612_27.4 P132 BX132MA4	167
56	1208	3.1	25.9	31000	C802_25.9 S4 ME4LA4	C802_25.9 S4 MX4LA4	173	C802_25.9 P132 BE132MA4	C802_25.9 P132 BX132MA4	174
59	1155	1.2	24.8	12700	C612_24.8 S4 ME4LA4	C612_24.8 S4 MX4LA4	166	C612_24.8 P132 BE132MA4	C612_24.8 P132 BX132MA4	167
61	1115	3.2	24.0	30500	C802_24.0 S4 ME4LA4	C802_24.0 S4 MX4LA4	173	C802_24.0 P132 BE132MA4	C802_24.0 P132 BX132MA4	174
64	1064	2.0	22.9	19400	C702_22.9 S4 ME4LA4	C702_22.9 S4 MX4LA4	170	C702_22.9 P132 BE132MA4	C702_22.9 P132 BX132MA4	171
65	1040	1.3	22.4	12500	C612_22.4 S4 ME4LA4	C612_22.4 S4 MX4LA4	166	C612_22.4 P132 BE132MA4	C612_22.4 P132 BX132MA4	167
65	1035	3.6	22.2	30000	C802_22.2 S4 ME4LA4	C802_22.2 S4 MX4LA4	173	C802_22.2 P132 BE132MA4	C802_22.2 P132 BX132MA4	174
67	994	0.9	21.8	7200	C513_21.8 S4 ME4LA4	C513_21.8 S4 MX4LA4	162	C513_21.8 P132 BE132MA4	C513_21.8 P132 BX132MA4	163
74	912	1.5	19.6	12300	C612_19.6 S4 ME4LA4	C612_19.6 S4 MX4LA4	166	C612_19.6 P132 BE132MA4	C612_19.6 P132 BX132MA4	167
75	898	2.3	19.3	18900	C702_19.3 S4 ME4LA4	C702_19.3 S4 MX4LA4	170	C702_19.3 P132 BE132MA4	C702_19.3 P132 BX132MA4	171
77	879	0.9	18.9	7100	C512_18.9 S4 ME4LA4	C512_18.9 S4 MX4LA4	162	C512_18.9 P132 BE132MA4	C512_18.9 P132 BX132MA4	163
82	822	1.6	17.7	12000	C612_17.7 S4 ME4LA4	C612_17.7 S4 MX4LA4	166	C612_17.7 P132 BE132MA4	C612_17.7 P132 BX132MA4	167
87	778	2.6	16.7	18200	C702_16.7 S4 ME4LA4	C702_16.7 S4 MX4LA4	170	C702_16.7 P132 BE132MA4	C702_16.7 P132 BX132MA4	171
88	773	1.0	16.6	8070	C512_16.6 S4 ME4LA4	C512_16.6 S4 MX4LA4	162	C512_16.6 P132 BE132MA4	C512_16.6 P132 BX132MA4	163
91	742	1.8	15.9	11800	C612_15.9 S4 ME4LA4	C612_15.9 S4 MX4LA4	166	C612_15.9 P132 BE132MA4	C612_15.9 P132 BX132MA4	167
95	714	2.9	15.3	18000	C702_15.3 S4 ME4LA4	C702_15.3 S4 MX4LA4	170	C702_15.3 P132 BE132MA4	C702_15.3 P132 BX132MA4	171
97	697	1.1	15.0	8000	C512_15.0 S4 ME4LA4	C512_15.0 S4 MX4LA4	162	C512_15.0 P132 BE132MA4	C512_15.0 P132 BX132MA4	163
101	668	2.0	14.3	11500	C612_14.3 S4 ME4LA4	C612_14.3 S4 MX4LA4	166	C612_14.3 P132 BE132MA4	C612_14.3 P132 BX132MA4	167
111	611	1.2	13.1	7840	C512_13.1 S4 ME4LA4	C512_13.1 S4 MX4LA4	162	C512_13.1 P132 BE132MA4	C512_13.1 P132 BX132MA4	163
120	563	2.4	12.1	11100	C612_12.1 S4 ME4LA4	C612_12.1 S4 MX4LA4	166	C612_12.1 P132 BE132MA4	C612_12.1 P132 BX132MA4	167
123	551	1.4	11.8	7730	C512_11.8 S4 ME4LA4	C512_11.8 S4 MX4LA4	162	C512_11.8 P132 BE132MA4	C512_11.8 P132 BX132MA4	163
134	507	2.7	10.9	10900	C612_10.9 S4 ME4LA4	C612_10.9 S4 MX4LA4	166	C612_10.9 P132 BE132MA4	C612_10.9 P132 BX132MA4	167
148	457	3.0	9.8	10600	C612_9.8 S4 ME4LA4	C612_9.8 S4 MX4LA4	166	C612_9.8 P132 BE132MA4	C612_9.8 P132 BX132MA4	167
149	454	1.5	9.8	7450	C512_9.8 S4 ME4LA4	C512_9.8 S4 MX4LA4	162	C512_9.8 P132 BE132MA4	C512_9.8 P132 BX132MA4	163
152	447	0.9	9.6	3300	C412_9.6 S4 ME4LA4	C412_9.6 S4 MX4LA4	158	C412_9.6 P132 BE132MA4	C412_9.6 P132 BX132MA4	159
165	412	3.3	8.8	10300	C612_8.8 S4 ME4LA4	C612_8.8 S4 MX4LA4	166	C612_8.8 P132 BE132MA4	C612_8.8 P132 BX132MA4	167
165	410	0.9	8.8	2880	C362_8.8 S4 ME4LA4	C362_8.8 S4 MX4LA4	154	C362_8.8 P132 BE132MA4	C362_8.8 P132 BX132MA4	155
166	409	1.7	8.8	7320	C512_8.8 S4 ME4LA4	C512_8.8 S4 MX4LA4	162	C512_8.8 P132 BE132MA4	C512_8.8 P132 BX132MA4	163
168	402	1.0	8.6	3430	C412_8.6 S4 ME4LA4	C412_8.6 S4 MX4LA4	158	C412_8.6 P132 BE132MA4	C412_8.6 P132 BX132MA4	159
181	374	1.0	8.0	2900	C362_8.0 S4 ME4LA4	C362_8.0 S4 MX4LA4	154	C362_8.0 P132 BE132MA4	C362_8.0 P132 BX132MA4	155
188	361	1.8	7.8	7120	C512_7.8 S4 ME4LA4	C512_7.8 S4 MX4LA4	162	C512_7.8 P132 BE132MA4	C512_7.8 P132 BX132MA4	163
206	329	1.1	7.1	3470	C412_7.1 S4 ME4LA4	C412_7.1 S4 MX4LA4	158	C412_7.1 P132 BE132MA4	C412_7.1 P132 BX132MA4	159
208	325	1.9	7.0	6970	C512_7.0 S4 ME4LA4	C512_7.0 S4 MX4LA4	162	C512_7.0 P132 BE132MA4	C512_7.0 P132 BX132MA4	163
215	316	1.1	6.8	2900	C362_6.8 S4 ME4LA4	C362_6.8 S4 MX4LA4	154	C362_6.8 P132 BE132MA4	C362_6.8 P132 BX132MA4	155
229	296	1.2	6.4	3440	C412_6.4 S4 ME4LA4	C412_6.4 S4 MX4LA4	158	C412_6.4 P132 BE132MA4	C412_6.4 P132 BX132MA4	159
242	279	2.4	6.0	9180	C612_6.0 S4 ME4LA4	C612_6.0 S4 MX4LA4	166	C612_6.0 P132 BE132MA4	C612_6.0 P132 BX132MA4	167
244	277	0.9	6.0	2920	C412_6.0 S4 ME4LA4	C412_6.0 S4 MX4LA4	158	C412_6.0 P132 BE132MA4	C412_6.0 P132 BX132MA4	159
258	262	1.7	5.6	6410	C512_5.6 S4 ME4LA4	C512_5.6 S4 MX4LA4	162	C512_5.6 P132 BE132MA4	C512_5.6 P132 BX132MA4	163
312	217	1.2	4.7	2960	C412_4.7 S4 ME4LA4	C412_4.7 S4 MX4LA4	158	C412_4.7 P132 BE132MA4	C412_4.7 P132 BX132MA4	159
315	215	0.9	4.6	2600	C362_4.6 S4 ME4LA4	C362_4.6 S4 MX4LA4	154	C362_4.6 P132 BE132MA4	C362_4.6 P132 BX132MA4	155
319	212	3.1	4.6	8550	C612_4.6 S4 ME4LA4	C612_4.6 S4 MX4LA4	166	C612_4.6 P132 BE132MA4	C612_4.6 P132 BX132MA4	167
327	207	2.1	4.5	6090	C512_4.5 S4 ME4LA4	C512_4.5 S4 MX4LA4	162	C512_4.5 P132 BE132MA4	C512_4.5 P132 BX132MA4	163
342	199	3.3	2.8	8390	C612_2.8 S5 ME5SB6		166	C612_2.8 P160 BE160MB6		167
346	196	1.0	4.2	2550	C362_4.2 S4 ME4LA4	C362_4.2 S4 MX4LA4	154	C362_4.2 P132 BE132MA4	C362_4.2 P132 BX132MA4	155
367	185	2.2	2.6	5920	C512_2.6 S5 ME5SB6		162	C512_2.6 P160 BE160MB6		163
403	168	1.5	3.6	2930	C412_3.6 S4 ME4LA4	C412_3.6 S4 MX4LA4	158	C412_3.6 P132 BE132MA4	C412_3.6 P132 BX132MA4	159
414	164	2.2	7.1	3240	C412_7.1 S4 ME4LA2		158	C412_7.1 P132 BE132SB2		159
417	162	1.2	3.5	2500	C362_3.5 S4 ME4LA4	C362_3.5 S4 MX4LA4	154	C362_3.5 P132 BE132MA4	C362_3.5 P132 BX132MA4	155
440	154	2.7	3.3	5660	C512_3.3 S4 ME4LA4	C512_3.3 S4 MX4LA4	162	C512_3.3 P132 BE132MA4	C512_3.3 P132 BX132MA4	163

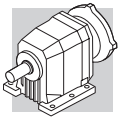


7.5 kW

n ₂ min-1	M ₂ Nm	S	i	R _{n2} N				IEC		
					IE2	IE3		IE2	IE3	
457	148	1.4	3.2	2500	C362_3.2 S4 ME4LA4	C362_3.2 S4 MX4LA4	154	C362_3.2 P132 BE132MA4	C362_3.2 P132 BX132MA4	155
460	148	2.3	6.4	3170	C412_6.4 S4 ME4LA2		158	C412_6.4 P132 BE132SB2		159
491	138	1.9	6.0	2880	C412_6.0 S4 ME4LA2		158	C412_6.0 P132 BE132SB2		159
505	134	1.0	2.9	2100	C322_2.9 S4 ME4LA4	C322_2.9 S4 MX4LA4	150	C322_2.9 P132 BN132MA4	C322_2.9 P132 BX132MA4	151
519	131	3.3	5.6	5420	C512_5.6 S4 ME4LA2		162	C512_5.6 P132 BE132SB2		163
542	125	1.6	2.7	2440	C362_2.7 S4 ME4LA4	C362_2.7 S4 MX4LA4	154	C362_2.7 P132 BE132MA4	C362_2.7 P132 BX132MA4	155
547	124	2.0	2.7	2840	C412_2.7 S4 ME4LA4	C412_2.7 S4 MX4LA4	158	C412_2.7 P132 BE132MA4	C412_2.7 P132 BX132MA4	159
553	122	3.3	2.6	5330	C512_2.6 S4 ME4LA4	C512_2.6 S4 MX4LA4	162	C512_2.6 P132 BE132MA4	C512_2.6 P132 BX132MA4	163
554	123	1.6	5.3	2370	C362_5.3 S4 ME4LA2		154	C362_5.3 P132 BE132SB2		155
627	108	2.4	4.7	2790	C412_4.7 S4 ME4LA2		158	C412_4.7 P132 BE132SB2		159
633	108	1.9	4.6	2330	C362_4.6 S4 ME4LA2		154	C362_4.6 P132 BE132SB2		155
696	98	2.0	4.2	2290	C362_4.2 S4 ME4LA2		154	C362_4.2 P132 BE132SB2		155
810	84	3.0	3.6	2670	C412_3.6 S4 ME4LA2		158	C412_3.6 P132 BE132SB2		159
839	81	2.5	3.5	2210	C362_3.5 S4 ME4LA2		154	C362_3.5 P132 BE132SB2		155
919	74	2.7	3.2	2170	C362_3.2 S4 ME4LA2		154	C362_3.2 P132 BE132SB2		155
1089	62	3.2	2.7	2100	C362_2.7 S4 ME4LA2		154	C362_2.7 P132 BE132SB2		155

9.2 kW

n ₂ min-1	M ₂ Nm	S	i	R _{n2} N				IEC		
					IE2	IE3		IE2	IE3	
5.9	13408	0.9	244.2	85000	C1004_244.2 S4 ME4LB4		179	C1004_244.2 P132 BE132MB4	C1004_244.2 P160 BX160MA4	180
7.3	10960	1.1	199.6	85000	C1004_199.6 S4 ME4LB4		179	C1004_199.6 P132 BE132MB4	C1004_199.6 P160 BX160MA4	180
7.8	10177	1.2	185.4	85000	C1004_185.4 S4 ME4LB4		179	C1004_185.4 P132 BE132MB4	C1004_185.4 P160 BX160MA4	180
8.9	8900	1.3	162.1	85000	C1004_162.1 S4 ME4LB4		179	C1004_162.1 P132 BE132MB4	C1004_162.1 P160 BX160MA4	180
9.6	8534	1.4	150.4	85000	C1003_150.4 S4 ME4LB4	C1003_150.4 S5 MX5SA4	179	C1003_150.4 P132 BE132MB4	C1003_150.4 P160 BX160MA4	180
10.4	7924	1.4	139.7	85000	C1003_139.7 S4 ME4LB4	C1003_139.7 S5 MX5SA4	179	C1003_139.7 P132 BE132MB4	C1003_139.7 P160 BX160MA4	180
10.8	7610	0.9	134.1	54900	C903_134.1 S4 ME4LB4	C903_134.1 S5 MX5SA4	176	C903_134.1 P132 BE132MB4	C903_134.1 P160 BX160MA4	177
12.0	6837	1.8	120.5	85000	C1003_120.5 S4 ME4LB4	C1003_120.5 S5 MX5SA4	179	C1003_120.5 P132 BE132MB4	C1003_120.5 P160 BX160MA4	180
12.4	6622	1.1	116.7	54800	C903_116.7 S4 ME4LB4	C903_116.7 S5 MX5SA4	176	C903_116.7 P132 BE132MB4	C903_116.7 P160 BX160MA4	177
13.0	6348	1.9	111.9	85000	C1003_111.9 S4 ME4LB4	C1003_111.9 S5 MX5SA4	179	C1003_111.9 P132 BE132MB4	C1003_111.9 P160 BX160MA4	180
13.6	6070	1.2	107.0	54600	C903_107.0 S4 ME4LB4	C903_107.0 S5 MX5SA4	176	C903_107.0 P132 BE132MB4	C903_107.0 P160 BX160MA4	177
14.5	5662	2.1	99.8	85000	C1003_99.8 S4 ME4LB4	C1003_99.8 S5 MX5SA4	179	C1003_99.8 P132 BE132MB4	C1003_99.8 P160 BX160MA4	180
15.1	5460	1.3	96.2	54200	C903_96.2 S4 ME4LB4	C903_96.2 S5 MX5SA4	176	C903_96.2 P132 BE132MB4	C903_96.2 P160 BX160MA4	177
15.6	5257	2.3	92.7	85000	C1003_92.7 S4 ME4LB4	C1003_92.7 S5 MX5SA4	179	C1003_92.7 P132 BE132MB4	C1003_92.7 P160 BX160MA4	180
16.4	5005	1.4	88.2	53700	C903_88.2 S4 ME4LB4	C903_88.2 S5 MX5SA4	176	C903_88.2 P132 BE132MB4	C903_88.2 P160 BX160MA4	177
16.9	4854	2.5	85.6	85000	C1003_85.6 S4 ME4LB4	C1003_85.6 S5 MX5SA4	179	C1003_85.6 P132 BE132MB4	C1003_85.6 P160 BX160MA4	180
17.9	4607	1.6	81.2	53300	C903_81.2 S4 ME4LB4	C903_81.2 S5 MX5SA4	176	C903_81.2 P132 BE132MB4	C903_81.2 P160 BX160MA4	177
18.3	4507	2.7	79.4	85000	C1003_79.4 S4 ME4LB4	C1003_79.4 S5 MX5SA4	179	C1003_79.4 P132 BE132MB4	C1003_79.4 P160 BX160MA4	180
18.9	4363	0.9	76.9	33700	C803_76.9 S4 ME4LB4	C803_76.9 S5 MX5SA4	173	C803_76.9 P132 BE132MB4	C803_76.9 P160 BX160MA4	174
19.5	4223	1.7	74.4	52700	C903_74.4 S4 ME4LB4	C903_74.4 S5 MX5SA4	176	C903_74.4 P132 BE132MB4	C903_74.4 P160 BX160MA4	177
20.6	4000	1.0	70.5	35000	C803_70.5 S4 ME4LB4	C803_70.5 S5 MX5SA4	173	C803_70.5 P132 BE132MB4	C803_70.5 P160 BX160MA4	174
22.5	3664	2.0	64.6	51800	C903_64.6 S4 ME4LB4	C903_64.6 S5 MX5SA4	176	C903_64.6 P132 BE132MB4	C903_64.6 P160 BX160MA4	177
23.2	3546	1.1	62.5	35000	C803_62.5 S4 ME4LB4	C803_62.5 S5 MX5SA4	173	C803_62.5 P132 BE132MB4	C803_62.5 P160 BX160MA4	174
24.5	3358	2.1	59.2	51100	C903_59.2 S4 ME4LB4	C903_59.2 S5 MX5SA4	176	C903_59.2 P132 BE132MB4	C903_59.2 P160 BX160MA4	177
25.3	3250	1.2	57.3	35000	C803_57.3 S4 ME4LB4	C803_57.3 S5 MX5SA4	173	C803_57.3 P132 BE132MB4	C803_57.3 P160 BX160MA4	174
26.4	3113	2.3	54.9	50500	C903_54.9 S4 ME4LB4	C903_54.9 S5 MX5SA4	176	C903_54.9 P132 BE132MB4	C903_54.9 P160 BX160MA4	177
28.8	2854	2.5	50.3	49700	C903_50.3 S4 ME4LB4	C903_50.3 S5 MX5SA4	176	C903_50.3 P132 BE132MB4	C903_50.3 P160 BX160MA4	177
31	2692	1.4	47.4	34900	C803_47.4 S4 ME4LB4	C803_47.4 S5 MX5SA4	173	C803_47.4 P132 BE132MB4	C803_47.4 P160 BX160MA4	174
32	2536	0.9	44.7	21100	C703_44.7 S4 ME4LB4	C703_44.7 S5 MX5SA4	170	C703_44.7 P132 BE132MB4	C703_44.7 P160 BX160MA4	171
33	2467	1.5	43.5	34400	C803_43.5 S4 ME4LB4	C803_43.5 S5 MX5SA4	173	C803_43.5 P132 BE132MB4	C803_43.5 P160 BX160MA4	174
34	2439	3.0	43.0	48300	C903_43.0 S4 ME4LB4	C903_43.0 S5 MX5SA4	176	C903_43.0 P132 BE132MB4	C903_43.0 P160 BX160MA4	177
35	2341	1.0	41.3	21000	C703_41.3 S4 ME4LB4	C703_41.3 S5 MX5SA4	170	C703_41.3 P132 BE132MB4	C703_41.3 P160 BX160MA4	171
37	2266	1.4	39.1	32300	C802_39.1 S4 ME4LB4	C802_39.1 S5 MX5SA4	173	C802_39.1 P132 BE132MB4	C802_39.1 P160 BX160MA4	174



9.2 kW

n ₂ min ⁻¹	M ₂ Nm	S	i	R _{n2} N						
					IE2	IE3		IE2	IE3	
41	2034	2.7	35.1	46200	C902_35.1 S4 ME4LB4	C902_35.1 S5 MX5SA4	176	C902_35.1 P132 BE132MB4	C902_35.1 P160 BX160MA4	177
42	2014	1.0	34.7	19200	C702_34.7 S4 ME4LB4	C702_34.7 S5 MX5SA4	170	C702_34.7 P132 BE132MB4	C702_34.7 P160 BX160MA4	171
46	1816	2.0	31.3	31100	C802_31.3 S4 ME4LB4	C802_31.3 S5 MX5SA4	173	C802_31.3 P132 BE132MB4	C802_31.3 P160 BX160MA4	174
49	1706	3.5	29.4	44600	C902_29.4 S4 ME4LB4	C902_29.4 S5 MX5SA4	176	C902_29.4 P132 BE132MB4	C902_29.4 P160 BX160MA4	177
49	1612	0.9	29.4	10500	C613_29.4 S4 ME4LB4	C613_29.4 S5 MX5SA4	166	C613_29.4 P132 BE132MB4	C613_29.4 P160 BX160MA4	167
52	1606	1.3	27.7	18900	C702_27.7 S4 ME4LB4	C702_27.7 S5 MX5SA4	170	C702_27.7 P132 BE132MB4	C702_27.7 P160 BX160MA4	171
54	1470	1.0	26.8	11400	C613_26.8 S4 ME4LB4	C613_26.8 S5 MX5SA4	166	C613_26.8 P132 BE132MB4	C613_26.8 P160 BX160MA4	167
56	1504	2.5	25.9	30300	C802_25.9 S4 ME4LB4	C802_25.9 S5 MX5SA4	173	C802_25.9 P132 BE132MB4	C802_25.9 P160 BX160MA4	174
58	1438	0.9	24.8	11800	C612_24.8 S4 ME4LB4	C612_24.8 S5 MX5SA4	166	C612_24.8 P132 BE132MB4	C612_24.8 P160 BX160MA4	167
61	1388	2.6	24.0	30000	C802_24.0 S4 ME4LB4	C802_24.0 S5 MX5SA4	173	C802_24.0 P132 BE132MB4	C802_24.0 P160 BX160MA4	174
63	1324	1.6	22.9	18500	C702_22.9 S4 ME4LB4	C702_22.9 S5 MX5SA4	170	C702_22.9 P132 BE132MB4	C702_22.9 P160 BX160MA4	171
65	1295	1.0	22.4	11700	C612_22.4 S4 ME4LB4	C612_22.4 S5 MX5SA4	166	C612_22.4 P132 BE132MB4	C612_22.4 P160 BX160MA4	167
65	1289	2.9	22.2	29200	C802_22.2 S4 ME4LB4	C802_22.2 S5 MX5SA4	173	C802_22.2 P132 BE132MB4	C802_22.2 P160 BX160MA4	174
71	1190	3.0	20.5	28900	C802_20.5 S4 ME4LB4	C802_20.5 S5 MX5SA4	173	C802_20.5 P132 BE132MB4	C802_20.5 P160 BX160MA4	174
74	1136	1.2	19.6	11600	C612_19.6 S4 ME4LB4	C612_19.6 S5 MX5SA4	166	C612_19.6 P132 BE132MB4	C612_19.6 P160 BX160MA4	167
75	1118	1.9	19.3	18100	C702_19.3 S4 ME4LB4	C702_19.3 S5 MX5SA4	170	C702_19.3 P132 BE132MB4	C702_19.3 P160 BX160MA4	171
82	1023	1.3	17.7	11400	C612_17.7 S4 ME4LB4	C612_17.7 S5 MX5SA4	166	C612_17.7 P132 BE132MB4	C612_17.7 P160 BX160MA4	167
87	968	2.1	16.7	17500	C702_16.7 S4 ME4LB4	C702_16.7 S5 MX5SA4	170	C702_16.7 P132 BE132MB4	C702_16.7 P160 BX160MA4	171
91	923	1.5	15.9	11200	C612_15.9 S4 ME4LB4	C612_15.9 S5 MX5SA4	166	C612_15.9 P132 BE132MB4	C612_15.9 P160 BX160MA4	167
95	889	2.4	15.3	17500	C702_15.3 S4 ME4LB4	C702_15.3 S5 MX5SA4	170	C702_15.3 P132 BE132MB4	C702_15.3 P160 BX160MA4	171
97	867	0.9	15.0	7430	C512_15.0 S4 ME4LB4	C512_15.0 S5 MX5SA4	162	C512_15.0 P132 BE132MB4	C512_15.0 P160 BX160MA4	163
101	831	1.6	14.3	11000	C612_14.3 S4 ME4LB4	C612_14.3 S5 MX5SA4	166	C612_14.3 P132 BE132MB4	C612_14.3 P160 BX160MA4	167
103	817	2.6	14.1	17000	C702_14.1 S4 ME4LB4	C702_14.1 S5 MX5SA4	170	C702_14.1 P132 BE132MB4	C702_14.1 P160 BX160MA4	171
110	761	1.0	13.1	7340	C512_13.1 S4 ME4LB4	C512_13.1 S5 MX5SA4	162	C512_13.1 P132 BE132MB4	C512_13.1 P160 BX160MA4	163
111	755	2.8	13.0	17000	C702_13.0 S4 ME4LB4	C702_13.0 S5 MX5SA4	170	C702_13.0 P132 BE132MB4	C702_13.0 P160 BX160MA4	171
120	701	1.9	12.1	10700	C612_12.1 S4 ME4LB4	C612_12.1 S5 MX5SA4	166	C612_12.1 P132 BE132MB4	C612_12.1 P160 BX160MA4	167
123	686	1.1	11.8	7280	C512_11.8 S4 ME4LB4	C512_11.8 S5 MX5SA4	162	C512_11.8 P132 BE132MB4	C512_11.8 P160 BX160MA4	163
128	653	3.2	22.9	16500	C702_22.9 S4 ME4LB2	C702_22.9 S5 ME4LB2	170	C702_22.9 P132 BE132MB2	C702_22.9 P160 BE132MB2	171
133	631	2.1	10.9	10500	C612_10.9 S4 ME4LB4	C612_10.9 S5 MX5SA4	166	C612_10.9 P132 BE132MB4	C612_10.9 P160 BX160MA4	167
148	569	2.4	9.8	10300	C612_9.8 S4 ME4LB4	C612_9.8 S5 MX5SA4	166	C612_9.8 P132 BE132MB4	C612_9.8 P160 BX160MA4	167
149	565	1.2	9.8	7080	C512_9.8 S4 ME4LB4	C512_9.8 S5 MX5SA4	162	C512_9.8 P132 BE132MB4	C512_9.8 P160 BX160MA4	163
164	512	2.6	8.8	10000	C612_8.8 S4 ME4LB4	C612_8.8 S5 MX5SA4	166	C612_8.8 P132 BE132MB4	C612_8.8 P160 BX160MA4	167
165	509	1.3	8.8	6990	C512_8.8 S4 ME4LB4	C512_8.8 S5 MX5SA4	162	C512_8.8 P132 BE132MB4	C512_8.8 P160 BX160MA4	163
187	449	1.4	7.8	6820	C512_7.8 S4 ME4LB4	C512_7.8 S5 MX5SA4	162	C512_7.8 P132 BE132MB4	C512_7.8 P160 BX160MA4	163
194	434	3.1	7.5	9670	C612_7.5 S4 ME4LB4	C612_7.5 S5 MX5SA4	166	C612_7.5 P132 BE132MB4	C612_7.5 P160 BX160MA4	167
208	405	1.6	7.0	6710	C512_7.0 S4 ME4LB4	C512_7.0 S5 MX5SA4	162	C512_7.0 P132 BE132MB4	C512_7.0 P160 BX160MA4	163
215	391	3.5	6.7	9410	C612_6.7 S4 ME4LB4	C612_6.7 S5 MX5SA4	166	C612_6.7 P132 BE132MB4	C612_6.7 P160 BX160MA4	167
228	369	0.9	6.4	3100	C412_6.4 S4 ME4LB4		158	C412_6.4 P132 BE132MB4		159
242	348	1.9	6.0	8930	C612_6.0 S4 ME4LB4	C612_6.0 S5 MX5SA4	166	C612_6.0 P132 BE132MB4	C612_6.0 P160 BX160MA4	167
258	326	1.3	5.6	6150	C512_5.6 S4 ME4LB4	C512_5.6 S5 MX5SA4	162	C512_5.6 P132 BE132MB4	C512_5.6 P160 BX160MA4	163
262	319	1.3	11.2	3110	C412_11.2 S4 ME4LB2		158	C412_11.2 P132 BE132MB2		159
311	270	1.0	4.7	2620	C412_4.7 S4 ME4LB4		158	C412_4.7 P132 BE132MB4		159
318	264	2.5	4.6	8360	C612_4.6 S4 ME4LB4	C612_4.6 S5 MX5SA4	166	C612_4.6 P132 BE132MB4	C612_4.6 P160 BX160MA4	167
326	258	1.7	4.5	5880	C512_4.5 S4 ME4LB4	C512_4.5 S5 MX5SA4	162	C512_4.5 P132 BE132MB4	C512_5.6 P160 BX160MA4	163
338	247	1.6	8.6	3090	C412_8.6 S4 ME4LB2		158	C412_8.6 P132 BE132MB2		159
377	222	2.9	7.8	5870	C512_7.8 S4 ME4LB2		162	C512_7.8 P132 BE132MB2		163
402	209	1.2	3.6	2670	C412_3.6 S4 ME4LB4		158	C412_3.6 P132 BE132MB4		159
413	202	1.8	7.1	3050	C412_7.1 S4 ME4LB2		158	C412_7.1 P132 BE132MB2		159
416	202	1.0	3.5	2300	C362_3.5 S4 ME4LB4		154	C362_3.5 P132 BE132MB4		155
418	200	3.2	7.0	5730	C512_7.0 S4 ME4LB2		162	C512_7.0 P132 BE132MB2		163
438	192	2.2	3.3	5510	C512_3.3 S4 ME4LB4	C512_3.3 S5 MX5SA4	162	C512_3.3 P132 BE132MB4	C512_3.3 P160 BX160MA4	163
456	184	1.1	3.2	2300	C362_3.2 S4 ME4LB4		154	C362_3.2 P132 BE132MB4		155
459	182	1.9	6.4	3000	C412_6.4 S4 ME4LB2		158	C412_6.4 P132 BE132MB2		159
491	170	1.5	6.0	2660	C412_6.0 S4 ME4LB2		158	C412_6.0 P132 BE132MB2		159
519	161	2.7	5.6	5290	C512_5.6 S4 ME4LB2		162	C512_5.6 P132 BE132MB2		163
540	156	1.3	2.7	2280	C362_2.7 S4 ME4LB4		154	C362_2.7 P132 BE132MB4		155
545	154	1.6	2.7	2650	C412_2.7 S4 ME4LB4		158	C412_2.7 P132 BE132MB4		159

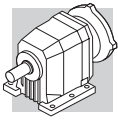


9.2 kW

n ₂ min-1	M ₂ Nm	S	i	R _{n2} N				IEC		
					IE2	IE3		IE2	IE3	
552	152	2.6	2.6	5210	C512_2.6 S4 ME4LB4	C512_2.6 S5 MX5SA4	162	C512_2.6 P132 BE132MB4	C512_2.6 P160 BX160MA4	163
626	133	2.0	4.7	2620	C412_4.7 S4 ME4LB2		158	C412_4.7 P132 BE132MB2		159
656	127	3.4	4.5	4980	C512_4.5 S4 ME4LB2		162	C512_4.5 P132 BE132MB2		163
695	120	1.7	4.2	2180	C362_4.2 S4 ME4LB2		154	C362_4.2 P132 BE132MB2		155
809	103	2.5	3.6	2540	C412_3.6 S4 ME4LB2		158	C412_3.6 P132 BE132MB2		159
838	100	2.0	3.5	2120	C362_3.5 S4 ME4LB2		154	C362_3.5 P132 BE132MB2		155
918	91	2.2	3.2	2090	C362_3.2 S4 ME4LB2		154	C362_3.2 P132 BE132MB2		155
1087	77	2.6	2.7	2020	C362_2.7 S4 ME4LB2		154	C362_2.7 P132 BE132MB2		155
1098	76	3.2	2.7	2410	C412_2.7 S4 ME4LB2		158	C412_2.7 P132 BE132MB2		159

11 kW

n ₂ min-1	M ₂ Nm	S	i	R _{n2} N				IEC		
					IE2	IE3		IE2	IE3	
7.4	12936	0.9	199.6	85000	C1004_199.6 S5 ME5SA4	C1004_199.6 S5 MX5SB4	179	C1004_199.6 P160 BE160M4	C1004_199.6 P160 BX160MB4	180
7.9	12012	1.0	185.4	85000	C1004_185.4 S5 ME5SA4	C1004_185.4 S5 MX5SB4	179	C1004_185.4 P160 BE160M4	C1004_185.4 P160 BX160MB4	180
9.1	10504	1.1	162.1	85000	C1004_162.1 S5 ME5SA4	C1004_162.1 S5 MX5SB4	179	C1004_162.1 P160 BE160M4	C1004_162.1 P160 BX160MB4	180
9.8	10073	1.2	150.4	85000	C1003_150.4 S5 ME5SA4	C1003_150.4 S5 MX5SB4	179	C1003_150.4 P160 BE160M4	C1003_150.4 P160 BX160MB4	180
10.5	9353	1.2	139.7	85000	C1003_139.7 S5 ME5SA4	C1003_139.7 S5 MX5SB4	179	C1003_139.7 P160 BE160M4	C1003_139.7 P160 BX160MB4	180
12.2	8070	1.5	120.5	85000	C1003_120.5 S5 ME5SA4	C1003_120.5 S5 MX5SB4	179	C1003_120.5 P160 BE160M4	C1003_120.5 P160 BX160MB4	180
12.6	7816	0.9	116.7	50800	C903_116.7 S5 ME5SA4	C903_116.7 S5 MX5SB4	176	C903_116.7 P160 BE160M4	C903_116.7 P160 BX160MB4	177
13.1	7493	1.6	111.9	85000	C1003_111.9 S5 ME5SA4	C1003_111.9 S5 MX5SB4	179	C1003_111.9 P160 BE160M4	C1003_111.9 P160 BX160MB4	180
13.7	7165	1.0	107.0	51000	C903_107.0 S5 ME5SA4	C903_107.0 S5 MX5SB4	176	C903_107.0 P160 BE160M4	C903_107.0 P160 BX160MB4	177
14.7	6683	1.8	99.8	85000	C1003_99.8 S5 ME5SA4	C1003_99.8 S5 MX5SB4	179	C1003_99.8 P160 BE160M4	C1003_99.8 P160 BX160MB4	180
15.3	6444	1.1	96.2	50800	C903_96.2 S5 ME5SA4	C903_96.2 S5 MX5SB4	176	C903_96.2 P160 BE160M4	C903_96.2 P160 BX160MB4	177
15.9	6205	1.9	92.7	85000	C1003_92.7 S5 ME5SA4	C1003_92.7 S5 MX5SB4	179	C1003_92.7 P160 BE160M4	C1003_92.7 P160 BX160MB4	180
16.7	5907	1.2	88.2	50700	C903_88.2 S5 ME5SA4	C903_88.2 S5 MX5SB4	176	C903_88.2 P160 BE160M4	C903_88.2 P160 BX160MB4	177
17.2	5729	2.1	85.6	85000	C1003_85.6 S5 ME5SA4	C1003_85.6 S5 MX5SB4	179	C1003_85.6 P160 BE160M4	C1003_85.6 P160 BX160MB4	180
18.1	5438	1.3	81.2	50700	C903_81.2 S5 ME5SA4	C903_81.2 S5 MX5SB4	176	C903_81.2 P160 BE160M4	C903_81.2 P160 BX160MB4	177
18.5	5320	2.3	79.4	85000	C1003_79.4 S5 ME5SA4	C1003_79.4 S5 MX5SB4	179	C1003_79.4 P160 BE160M4	C1003_79.4 P160 BX160MB4	180
19.7	4985	1.4	74.4	50200	C903_74.4 S5 ME5SA4	C903_74.4 S5 MX5SB4	176	C903_74.4 P160 BE160M4	C903_74.4 P160 BX160MB4	177
21.2	4649	2.6	69.4	84800	C1003_69.4 S5 ME5SA4	C1003_69.4 S5 MX5SB4	179	C1003_69.4 P160 BE160M4	C1003_69.4 P160 BX160MB4	180
22.8	4324	1.7	64.6	50000	C903_64.6 S5 ME5SA4	C903_64.6 S5 MX5SB4	176	C903_64.6 P160 BE160M4	C903_64.6 P160 BX160MB4	177
22.8	4317	2.8	64.5	83100	C1003_64.5 S5 ME5SA4	C1003_64.5 S5 MX5SB4	179	C1003_64.5 P160 BE160M4	C1003_64.5 P160 BX160MB4	180
23.5	4185	1.0	62.5	33000	C803_62.5 S5 ME5SA4	C803_62.5 S5 MX5SB4	173	C803_62.5 P160 BE160M4	C803_62.5 P160 BX160MB4	174
24.8	3964	1.8	59.2	49000	C903_59.2 S5 ME5SA4	C903_59.2 S5 MX5SB4	176	C903_59.2 P160 BE160M4	C903_59.2 P160 BX160MB4	177
25.7	3837	1.0	57.3	34200	C803_57.3 S5 ME5SA4	C803_57.3 S5 MX5SB4	173	C803_57.3 P160 BE160M4	C803_57.3 P160 BX160MB4	174
26.8	3674	2.0	54.9	48800	C903_54.9 S5 ME5SA4	C903_54.9 S5 MX5SB4	176	C903_54.9 P160 BE160M4	C903_54.9 P160 BX160MB4	177
29.2	3368	2.1	50.3	48000	C903_50.3 S5 ME5SA4	C903_50.3 S5 MX5SB4	176	C903_50.3 P160 BE160M4	C903_50.3 P160 BX160MB4	177
31	3177	1.2	47.4	33500	C803_47.4 S5 ME5SA4	C803_47.4 S5 MX5SB4	173	C803_47.4 P160 BE160M4	C803_47.4 P160 BX160MB4	174
34	2912	1.3	43.5	33100	C803_43.5 S5 ME5SA4	C803_43.5 S5 MX5SB4	173	C803_43.5 P160 BE160M4	C803_43.5 P160 BX160MB4	174
34	2878	2.5	43.0	47000	C903_43.0 S5 ME5SA4	C903_43.0 S5 MX5SB4	176	C903_43.0 P160 BE160M4	C903_43.0 P160 BX160MB4	177
37	2638	2.7	39.4	46100	C903_39.4 S5 ME5SA4	C903_39.4 S5 MX5SB4	176	C903_39.4 P160 BE160M4	C903_39.4 P160 BX160MB4	177
38	2675	1.2	39.1	30900	C802_39.1 S5 ME5SA4	C802_39.1 S5 MX5SB4	173	C802_39.1 P160 BE160M4	C802_39.1 P160 BX160MB4	174
42	2401	2.2	35.1	45000	C902_35.1 S5 ME5SA4	C902_35.1 S5 MX5SB4	176	C902_35.1 P160 BE160M4	C902_35.1 P160 BX160MB4	177
47	2143	1.7	31.3	30000	C802_31.3 S5 ME5SA4	C802_31.3 S5 MX5SB4	173	C802_31.3 P160 BE160M4	C802_31.3 P160 BX160MB4	174
50	2013	2.9	29.4	43400	C902_29.4 S5 ME5SA4	C902_29.4 S5 MX5SB4	176	C902_29.4 P160 BE160M4	C902_29.4 P160 BX160MB4	177
53	1896	1.1	27.7	17800	C702_27.7 S5 ME5SA4	C702_27.7 S5 MX5SB4	170	C702_27.7 P160 BE160M4	C702_27.7 P160 BX160MB4	171
54	1859	3.0	27.2	42700	C902_27.2 S5 ME5SA4	C902_27.2 S5 MX5SB4	176	C902_27.2 P160 BE160M4	C902_27.2 P160 BX160MB4	177
57	1775	2.1	25.9	29200	C802_25.9 S5 ME5SA4	C802_25.9 S5 MX5SB4	173	C802_25.9 P160 BE160M4	C802_25.9 P160 BX160MB4	174
61	1638	2.2	24.0	28700	C802_24.0 S5 ME5SA4	C802_24.0 S5 MX5SB4	173	C802_24.0 P160 BE160M4	C802_24.0 P160 BX160MB4	174
64	1563	1.3	22.9	17600	C702_22.9 S5 ME5SA4	C702_22.9 S5 MX5SB4	170	C702_22.9 P160 BE160M4	C702_22.9 P160 BX160MB4	171
66	1522	2.4	22.2	28400	C802_22.2 S5 ME5SA4	C802_22.2 S5 MX5SB4	173	C802_22.2 P160 BE160M4	C802_22.2 P160 BX160MB4	174
72	1404	2.5	20.5	28000	C802_20.5 S5 ME5SA4	C802_20.5 S5 MX5SB4	173	C802_20.5 P160 BE160M4	C802_20.5 P160 BX160MB4	174

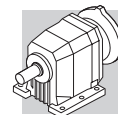


11 kW

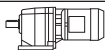



n ₂ min-1	M ₂ Nm	S	i	R _{n2} N						
					IE2	IE3		IE2	IE3	
75	1341	1.0	19.6	10800	C612_19.6 S5 ME5SA4	C612_19.6 S5 MX5SB4	166	C612_19.6 P160 BE160M4	C612_19.6 P160 BX160MB4	167
76	1319	1.6	19.3	17300	C702_19.3 S5 ME5SA4	C702_19.3 S5 MX5SB4	170	C702_19.3 P160 BE160M4	C702_19.3 P160 BX160MB4	171
81	1235	3.0	18.1	27300	C802_18.1 S5 ME5SA4	C802_18.1 S5 MX5SB4	173	C802_18.1 P160 BE160M4	C802_18.1 P160 BX160MB4	174
83	1207	1.1	17.7	10700	C612_17.7 S5 ME5SA4	C612_17.7 S5 MX5SB4	166	C612_17.7 P160 BE160M4	C612_17.7 P160 BX160MB4	167
88	1143	1.8	16.7	16800	C702_16.7 S5 ME5SA4	C702_16.7 S5 MX5SB4	170	C702_16.7 P160 BE160M4	C702_16.7 P160 BX160MB4	171
88	1140	3.1	16.7	26900	C802_16.7 S5 ME5SA4	C802_16.7 S5 MX5SB4	173	C802_16.7 P160 BE160M4	C802_16.7 P160 BX160MB4	174
92	1090	1.2	15.9	10700	C612_15.9 S5 ME5SA4	C612_15.9 S5 MX5SB4	166	C612_15.9 P160 BE160M4	C612_15.9 P160 BX160MB4	167
96	1049	2.0	15.3	16800	C702_15.3 S5 ME5SA4	C702_15.3 S5 MX5SB4	170	C702_15.3 P160 BE160M4	C702_15.3 P160 BX160MB4	171
102	981	1.4	14.3	10500	C612_14.3 S5 ME5SA4	C612_14.3 S5 MX5SB4	166	C612_14.3 P160 BE160M4	C612_14.3 P160 BX160MB4	167
104	964	2.2	14.1	16400	C702_14.1 S5 ME5SA4	C702_14.1 S5 MX5SB4	170	C702_14.1 P160 BE160M4	C702_14.1 P160 BX160MB4	171
113	891	2.4	13.0	16400	C702_13.0 S5 ME5SA4	C702_13.0 S5 MX5SB4	170	C702_13.0 P160 BE160M4	C702_13.0 P160 BX160MB4	171
122	827	1.6	12.1	10300	C612_12.1 S5 ME5SA4	C612_12.1 S5 MX5SB4	166	C612_12.1 P160 BE160M4	C612_12.1 P160 BX160MB4	167
124	810	1.0	11.8	6810	C512_11.8 S5 ME5SA4	C512_11.8 S5 MX5SB4	162	C512_11.8 P160 BE160M4	C512_11.8 P160 BX160MB4	163
131	767	2.8	11.2	15800	C702_11.2 S5 ME5SA4	C702_11.2 S5 MX5SB4	170	C702_11.2 P160 BE160M4	C702_11.2 P160 BX160MB4	171
135	745	1.8	10.9	10100	C612_10.9 S5 ME5SA4	C612_10.9 S5 MX5SB4	166	C612_10.9 P160 BE160M4	C612_10.9 P160 BX160MB4	167
144	698	3.0	10.2	15700	C702_10.2 S5 ME5SA4	C702_10.2 S5 MX5SB4	170	C702_10.2 P160 BE160M4	C702_10.2 P160 BX160MB4	171
150	672	2.0	9.8	9910	C612_9.8 S5 ME5SA4	C612_9.8 S5 MX5SB4	166	C612_9.8 P160 BE160M4	C612_9.8 P160 BX160MB4	167
151	667	1.0	9.8	6690	C512_9.8 S5 ME5SA4	C512_9.8 S5 MX5SB4	162	C512_9.8 P160 BE160M4	C512_9.8 P160 BX160MB4	163
154	651	3.3	9.5	15400	C702_9.5 S5 ME5SA4	C702_9.5 S5 MX5SB4	170	C702_9.5 P160 BE160M4	C702_9.5 P160 BX160MB4	171
166	605	2.2	8.8	9690	C612_8.8 S5 ME5SA4	C612_8.8 S5 MX5SB4	166	C612_8.8 P160 BE160M4	C612_8.8 P160 BX160MB4	167
167	601	1.1	8.8	6640	C512_8.8 S5 ME5SA4	C512_8.8 S5 MX5SB4	162	C512_8.8 P160 BE160M4	C512_8.8 P160 BX160MB4	163
190	530	1.2	7.8	6510	C512_7.8 S5 ME5SA4	C512_7.8 S5 MX5SB4	162	C512_7.8 P160 BE160M4	C512_7.8 P160 BX160MB4	163
196	512	2.6	7.5	9390	C612_7.5 S5 ME5SA4	C612_7.5 S5 MX5SB4	166	C612_7.5 P160 BE160M4	C612_7.5 P160 BX160MB4	167
210	478	1.3	7.0	6430	C512_7.0 S5 ME5SA4	C512_7.0 S5 MX5SB4	162	C512_7.0 P160 BE160M4	C512_7.0 P160 BX160MB4	163
218	461	2.9	6.7	9150	C612_6.7 S5 ME5SA4	C612_6.7 S5 MX5SB4	166	C612_6.7 P160 BE160M4	C612_6.7 P160 BX160MB4	167
245	411	1.6	6.0	8670	C612_6.0 S5 ME5SA4	C612_6.0 S5 MX5SB4	166	C612_6.0 P160 BE160M4	C612_6.0 P160 BX160MB4	167
261	385	1.1	5.6	5880	C512_5.6 S5 ME5SA4	C512_5.6 S5 MX5SB4	162	C512_5.6 P160 BE160M4	C512_5.6 P160 BX160MB4	163
323	312	2.1	4.6	8160	C612_4.6 S5 ME5SA4	C612_4.6 S5 MX5SB4	166	C612_4.6 P160 BE160M4	C612_4.6 P160 BX160MB4	167
330	305	1.4	4.5	5660	C512_4.5 S5 ME5SA4	C512_4.5 S5 MX5SB4	162	C512_4.5 P160 BE160M4	C512_4.5 P160 BX160MB4	163
397	253	2.6	3.7	7760	C612_3.7 S5 ME5SA4	C612_3.7 S5 MX5SB4	166	C612_3.7 P160 BE160M4	C612_3.7 P160 BX160MB4	167
444	226	1.9	3.3	5340	C512_3.3 S5 ME5SA4	C512_3.3 S5 MX5SB4	162	C512_3.3 P160 BE160M4	C512_3.3 P160 BX160MB4	163
521	193	3.4	2.8	7240	C612_2.8 S5 ME5SA4	C612_2.8 S5 MX5SB4	166	C612_2.8 P160 BE160M4	C612_2.8 P160 BX160MB4	167
522	191	2.3	5.6	5140	C512_5.6 S5 ME5SA2		162	C512_5.6 P160 BE160MA2		163
559	180	2.2	2.6	5080	C512_2.6 S5 ME5SA4	C512_2.6 S5 MX5SB4	162	C512_2.6 P160 BE160M4	C512_2.6 P160 BX160MB4	163
660	151	2.9	4.5	4870	C512_4.5 S5 ME5SA2		162	C512_4.5 P160 BE160MA2		163

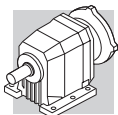
15 kW

n ₂ min-1	M ₂ Nm	S	i	R _{n2} N						
					IE2	IE3		IE2	IE3	
12.2	10984	1.1	120.5	83800	C1003_120.5 S5 ME5LA4	C1003_120.5 S5 MX5LA4	179	C1003_120.5 P160 BE160L4	C1003_120.5 P160 BX160L4	180
13.1	10199	1.2	111.9	83300	C1003_111.9 S5 ME5LA4	C1003_111.9 S5 MX5LA4	179	C1003_111.9 P160 BE160L4	C1003_111.9 P160 BX160L4	180
14.7	9096	1.3	99.8	82700	C1003_99.8 S5 ME5LA4	C1003_99.8 S5 MX5LA4	179	C1003_99.8 P160 BE160L4	C1003_99.8 P160 BX160L4	180
15.9	8446	1.4	92.7	82400	C1003_92.7 S5 ME5LA4	C1003_92.7 S5 MX5LA4	179	C1003_92.7 P160 BE160L4	C1003_92.7 P160 BX160L4	180
17.2	7798	1.5	85.6	81500	C1003_85.6 S5 ME5LA4	C1003_85.6 S5 MX5LA4	179	C1003_85.6 P160 BE160L4	C1003_85.6 P160 BX160L4	180
18.1	7402	1.0	81.2	44300	C903_81.2 S5 ME5LA4	C903_81.2 S5 MX5LA4	176	C903_81.2 P160 BE160L4	C903_81.2 P160 BX160L4	177
18.5	7241	1.7	79.4	81000	C1003_79.4 S5 ME5LA4	C1003_79.4 S5 MX5LA4	179	C1003_79.4 P160 BE160L4	C1003_79.4 P160 BX160L4	180
19.7	6785	1.0	74.4	44800	C903_74.4 S5 ME5LA4	C903_74.4 S5 MX5LA4	176	C903_74.4 P160 BE160L4	C903_74.4 P160 BX160L4	177
21.2	6328	1.9	69.4	79500	C1003_69.4 S5 ME5LA4	C1003_69.4 S5 MX5LA4	179	C1003_69.4 P160 BE160L4	C1003_69.4 P160 BX160L4	180
22.8	5886	1.2	64.6	44500	C903_64.6 S5 ME5LA4	C903_64.6 S5 MX5LA4	176	C903_64.6 P160 BE160L4	C903_64.6 P160 BX160L4	177
22.8	5876	2.0	64.5	78600	C1003_64.5 S5 ME5LA4	C1003_64.5 S5 MX5LA4	179	C1003_64.5 P160 BE160L4	C1003_64.5 P160 BX160L4	180
24.8	5396	1.3	59.2	44400	C903_59.2 S5 ME5LA4	C903_59.2 S5 MX5LA4	176	C903_59.2 P160 BE160L4	C903_59.2 P160 BX160L4	177
25.6	5227	2.3	57.4	77400	C1003_57.4 S5 ME5LA4	C1003_57.4 S5 MX5LA4	179	C1003_57.4 P160 BE160L4	C1003_57.4 P160 BX160L4	180
26.8	5001	1.4	54.9	44300	C903_54.9 S5 ME5LA4	C903_54.9 S5 MX5LA4	176	C903_54.9 P160 BE160L4	C903_54.9 P160 BX160L4	177
27.6	4854	2.5	53.3	76200	C1003_53.3 S5 ME5LA4	C1003_53.3 S5 MX5LA4	179	C1003_53.3 P160 BE160L4	C1003_53.3 P160 BX160L4	180
29.2	4584	1.5	50.3	44100	C903_50.3 S5 ME5LA4	C903_50.3 S5 MX5LA4	176	C903_50.3 P160 BE160L4	C903_50.3 P160 BX160L4	177



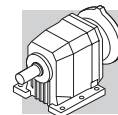
15 kW

n ₂ min ⁻¹	M ₂ Nm	S	i	R _{n2} N						
					IE2	IE3		IE2	IE3	
32	4213	2.8	46.2	74500	C1003_46.2 S5 ME5LA4	C1003_46.2 S5 MX5LA4	179	C1003_46.2 P160 BE160L4	C1003_46.2 P160 BX160L4	180
34	3964	1.0	43.5	30300	C803_43.5 S5 ME5LA4	C803_43.5 S5 MX5LA4	173	C803_43.5 P160 BE160L4	C803_43.5 P160 BX160L4	174
34	3918	1.8	43.0	44100	C903_43.0 S5 ME5LA4	C903_43.0 S5 MX5LA4	176	C903_43.0 P160 BE160L4	C903_43.0 P160 BX160L4	177
37	3591	2.0	39.4	43000	C903_39.4 S5 ME5LA4	C903_39.4 S5 MX5LA4	176	C903_39.4 P160 BE160L4	C903_39.4 P160 BX160L4	177
38	3641	0.9	39.1	27300	C802_39.1 S5 ME5LA4	C802_39.1 S5 MX5LA4	173	C802_39.1 P160 BE160L4	C802_39.1 P160 BX160L4	174
42	3268	1.7	35.1	42200	C902_35.1 S5 ME5LA4	C902_35.1 S5 MX5LA4	176	C902_35.1 P160 BE160L4	C902_35.1 P160 BX160L4	177
47	2917	1.3	31.3	27500	C802_31.3 S5 ME5LA4	C802_31.3 S5 MX5LA4	173	C802_31.3 P160 BE160L4	C802_31.3 P160 BX160L4	174
50	2740	2.2	29.4	41100	C902_29.4 S5 ME5LA4	C902_29.4 S5 MX5LA4	176	C902_29.4 P160 BE160L4	C902_29.4 P160 BX160L4	177
54	2530	2.2	27.2	40700	C902_27.2 S5 ME5LA4	C902_27.2 S5 MX5LA4	176	C902_27.2 P160 BE160L4	C902_27.2 P160 BX160L4	177
57	2416	1.5	25.9	27100	C802_25.9 S5 ME5LA4	C802_25.9 S5 MX5LA4	173	C802_25.9 P160 BE160L4	C802_25.9 P160 BX160L4	174
59	2311	2.9	24.8	40000	C902_24.8 S5 ME5LA4	C902_24.8 S5 MX5LA4	176	C902_24.8 P160 BE160L4	C902_24.8 P160 BX160L4	177
61	2230	1.6	24.0	26900	C802_24.0 S5 ME5LA4	C802_24.0 S5 MX5LA4	173	C802_24.0 P160 BE160L4	C802_24.0 P160 BX160L4	174
64	2134	2.9	22.9	39500	C902_22.9 S5 ME5LA4	C902_22.9 S5 MX5LA4	176	C902_22.9 P160 BE160L4	C902_22.9 P160 BX160L4	177
64	2128	1.0	22.9	15400	C702_22.9 S5 ME5LA4	C702_22.9 S5 MX5LA4	170	C702_22.9 P160 BE160L4	C702_22.9 P160 BX160L4	171
66	2071	1.8	22.2	26600	C802_22.2 S5 ME5LA4	C802_22.2 S5 MX5LA4	173	C802_22.2 P160 BE160L4	C802_22.2 P160 BX160L4	174
72	1912	1.9	20.5	26200	C802_20.5 S5 ME5LA4	C802_20.5 S5 MX5LA4	173	C802_20.5 P160 BE160L4	C802_20.5 P160 BX160L4	174
73	1884	3.5	20.2	38500	C902_20.2 S5 ME5LA4	C902_20.2 S5 MX5LA4	176	C902_20.2 P160 BE160L4	C902_20.2 P160 BX160L4	177
76	1795	1.2	19.3	15600	C702_19.3 S5 ME5LA4	C702_19.3 S5 MX5LA4	170	C702_19.3 P160 BE160L4	C702_19.3 P160 BX160L4	171
81	1681	2.2	18.1	25800	C802_18.1 S5 ME5LA4	C802_18.1 S5 MX5LA4	173	C802_18.1 P160 BE160L4	C802_18.1 P160 BX160L4	174
88	1555	1.3	16.7	15400	C702_16.7 S5 ME5LA4	C702_16.7 S5 MX5LA4	170	C702_16.7 P160 BE160L4	C702_16.7 P160 BX160L4	171
88	1551	2.3	16.7	25500	C802_16.7 S5 ME5LA4	C802_16.7 S5 MX5LA4	173	C802_16.7 P160 BE160L4	C802_16.7 P160 BX160L4	174
92	1483	0.9	15.9	9350	C612_15.9 S5 ME5LA4	C612_15.9 S5 MX5LA4	166	C612_15.9 P160 BE160L4	C612_15.9 P160 BX160L4	167
96	1428	1.5	15.3	15400	C702_15.3 S5 ME5LA4	C702_15.3 S5 MX5LA4	170	C702_15.3 P160 BE160L4	C702_15.3 P160 BX160L4	171
99	1388	2.7	14.9	25000	C802_14.9 S5 ME5LA4	C802_14.9 S5 MX5LA4	173	C802_14.9 P160 BE160L4	C802_14.9 P160 BX160L4	174
102	1336	1.0	14.3	9280	C612_14.3 S5 ME5LA4	C612_14.3 S5 MX5LA4	166	C612_14.3 P160 BE160L4	C612_14.3 P160 BX160L4	167
104	1312	1.6	14.1	15300	C702_14.1 S5 ME5LA4	C702_14.1 S5 MX5LA4	170	C702_14.1 P160 BE160L4	C702_14.1 P160 BX160L4	171
107	1281	2.7	13.8	25000	C802_13.8 S5 ME5LA4	C802_13.8 S5 MX5LA4	173	C802_13.8 P160 BE160L4	C802_13.8 P160 BX160L4	174
113	1213	1.7	13.0	15200	C702_13.0 S5 ME5LA4	C702_13.0 S5 MX5LA4	170	C702_13.0 P160 BE160L4	C702_13.0 P160 BX160L4	171
122	1126	1.2	12.1	9270	C612_12.1 S5 ME5LA4	C612_12.1 S5 MX5LA4	166	C612_12.1 P160 BE160L4	C612_12.1 P160 BX160L4	167
131	1044	2.1	11.2	14700	C702_11.2 S5 ME5LA4	C702_11.2 S5 MX5LA4	170	C702_11.2 P160 BE160L4	C702_11.2 P160 BX160L4	171
135	1014	1.3	10.9	9140	C612_10.9 S5 ME5LA4	C612_10.9 S5 MX5LA4	166	C612_10.9 P160 BE160L4	C612_10.9 P160 BX160L4	167
144	950	2.2	10.2	14600	C702_10.2 S5 ME5LA4	C702_10.2 S5 MX5LA4	170	C702_10.2 P160 BE160L4	C702_10.2 P160 BX160L4	171
150	914	1.5	9.8	9090	C612_9.8 S5 ME5LA4	C612_9.8 S5 MX5LA4	166	C612_9.8 P160 BE160L4	C612_9.8 P160 BX160L4	167
154	887	2.4	9.5	14400	C702_9.5 S5 ME5LA4	C702_9.5 S5 MX5LA4	170	C702_9.5 P160 BE160L4	C702_9.5 P160 BX160L4	171
166	823	1.6	8.8	8930	C612_8.8 S5 ME5LA4	C612_8.8 S5 MX5LA4	166	C612_8.8 P160 BE160L4	C612_8.8 P160 BX160L4	167
184	745	2.8	8.0	14200			20	C702_8.0 P160 BE160L4	C702_8.0 P160 BX160L4	171
196	697	1.9	7.5	8760	C612_7.5 S5 ME5LA4	C612_7.5 S5 MX5LA4	166	C612_7.5 P160 BE160L4	C612_7.5 P160 BX160L4	167
197	695	3.0	7.5	14000	C702_7.5 S5 ME5LA4	C702_7.5 S5 MX5LA4	170	C702_7.5 P160 BE160L4	C702_7.5 P160 BX160L4	171
210	650	1.0	7.0	5800	C512_7.0 S5 ME5LA4	C512_7.0 S5 MX5LA4	162	C512_7.0 P160 BE160L4	C512_7.0 P160 BX160L4	163
218	628	2.2	6.7	8570	C612_6.7 S5 ME5LA4	C612_6.7 S5 MX5LA4	166	C612_6.7 P160 BE160L4	C612_6.7 P160 BX160L4	167
224	608	1.2	13.1	5760	C512_13.1 S5 ME5SB2		162	C512_13.1 P160 BE160MB2		163
243	560	2.4	12.1	8430	C612_12.1 S5 ME5SB2		166	C612_12.1 P160 BE160MB2		167
245	559	1.2	6.0	8130	C612_6.0 S5 ME5LA4	C612_6.0 S5 MX5LA4	166	C612_6.0 P160 BE160L4	C612_6.0 P160 BX160L4	167
248	548	1.4	11.8	5720	C512_11.8 S5 ME5SB2		162	C512_11.8 P160 BE160MB2		163
270	504	2.7	10.9	8230	C612_10.9 S5 ME5SB2		166	C612_10.9 P160 BE160MB2		167
299	454	3.0	9.8	8090	C612_9.8 S5 ME5SB2		166	C612_9.8 P160 BE160MB2		167
301	451	1.5	9.8	5570	C512_9.8 S5 ME5SB2		162	C512_9.8 P160 BE160MB2		163
323	424	1.6	4.6	7690	C612_4.6 S5 ME5LA4	C612_4.6 S5 MX5LA4	166	C612_4.6 P160 BE160L4	C612_4.6 P160 BX160L4	167
330	415	1.0	4.5	5250	C512_4.5 S5 ME5LA4	C512_4.5 S5 MX5LA4	162	C512_4.5 P160 BE160L4	C512_4.5 P160 BX160L4	163
333	409	3.3	8.8	7880	C612_8.8 S5 ME5SB2		166	C612_8.8 P160 BE160MB2		167
334	407	1.7	8.8	5490	C512_8.8 S5 ME5SB2		162	C512_8.8 P160 BE160MB2		163
379	359	1.8	7.8	5370	C512_7.8 S5 ME5SB2		162	C512_7.8 P160 BE160MB2		163
397	344	1.9	3.7	7370	C612_3.7 S5 ME5LA4	C612_3.7 S5 MX5LA4	166	C612_3.7 P160 BE160L4	C612_3.7 P160 BX160L4	167
421	323	1.9	7.0	5280	C512_7.0 S5 ME5SB2		162	C512_7.0 P160 BE160MB2		163
444	308	1.4	3.3	5080	C512_3.3 S5 ME5LA4	C512_3.3 S5 MX5LA4	162	C512_3.3 P160 BE160L4	C512_3.3 P160 BX160L4	163
490	278	2.4	6.0	7030	C612_6.0 S5 ME5SB2		166	C612_6.0 P160 BE160MB2		167
521	263	2.5	2.8	6940	C612_2.8 S5 ME5LA4	C612_2.8 S5 MX5LA4	166	C612_2.8 P160 BE160L4	C612_2.8 P160 BX160L4	167
522	261	1.7	5.6	4840	C512_5.6 S5 ME5SB2		162	C512_5.6 P160 BE160MB2		163
559	245	1.6	2.6	4940	C512_2.6 S5 ME5LA4	C512_2.6 S5 MX5LA4	162	C512_2.6 P160 BE160L4	C512_2.6 P160 BX160L4	163
645	211	3.2	4.6	6580	C612_4.6 S5 ME5SB2		166	C612_4.6 P160 BE160MB2		167
660	206	2.1	4.5	4630	C512_4.5 S5 ME5SB2		162	C512_4.5 P160 BE160MB2		163
889	153	2.7	3.3	4330	C512_3.3 S5 ME5SB2		162	C512_3.3 P160 BE160MB2		163
1118	122	3.3	2.6	4100	C512_2.6 S5 ME5SB2		162	C512_2.6 P160 BE160MB2		163



18.5 kW

n ₂ min-1	M ₂ Nm	S	i	R _{n2} N					
					IE2	IE3	IE2	IE3	
13.1	12489	1.0	111.9	76600			C1003_111.9 P180 BE180M4	C1003_111.9 P180 BX180M4	180
14.7	11138	1.1	99.8	76700			C1003_99.8 P180 BE180M4	C1003_99.8 P180 BX180M4	180
15.9	10342	1.2	92.7	76700			C1003_92.7 P180 BE180M4	C1003_92.7 P180 BX180M4	180
17.2	9548	1.3	85.6	76400			C1003_85.6 P180 BE180M4	C1003_85.6 P180 BX180M4	180
18.5	8866	1.4	79.4	76100			C1003_79.4 P180 BE180M4	C1003_79.4 P180 BX180M4	180
21.2	7748	1.5	69.4	75400			C1003_69.4 P180 BE180M4	C1003_69.4 P180 BX180M4	180
22.8	7207	1.0	64.6	40300			C903_64.6 P180 BE180M4	C903_64.6 P180 BX180M4	177
22.8	7195	1.7	64.5	74800			C1003_64.5 P180 BE180M4	C1003_64.5 P180 BX180M4	180
24.8	6607	1.1	59.2	40500			C903_59.2 P180 BE180M4	C903_59.2 P180 BX180M4	177
25.6	6400	1.9	57.4	73700			C1003_57.4 P180 BE180M4	C1003_57.4 P180 BX180M4	180
26.8	6124	1.2	54.9	40700			C903_54.9 P180 BE180M4	C903_54.9 P180 BX180M4	177
27.6	5943	2.0	53.3	73100			C1003_53.3 P180 BE180M4	C1003_53.3 P180 BX180M4	180
29.2	5614	1.3	50.3	40700			C903_50.3 P180 BE180M4	C903_50.3 P180 BX180M4	177
32	5159	2.3	46.2	71600			C1003_46.2 P180 BE180M4	C1003_46.2 P180 BX180M4	180
34	4797	1.5	43.0	40600			C903_43.0 P180 BE180M4	C903_43.0 P180 BX180M4	177
34	4790	2.5	42.9	70800			C1003_42.9 P180 BE180M4	C1003_42.9 P180 BX180M4	180
37	4397	1.6	39.4	40500			C903_39.4 P180 BE180M4	C903_39.4 P180 BX180M4	177
40	4122	2.9	36.9	69000			C1003_36.9 P180 BE180M4	C1003_36.9 P180 BX180M4	180
42	4001	1.3	35.1	39800			C902_35.1 P180 BE180M4	C902_35.1 P180 BX180M4	177
43	3828	3.1	34.3	68100			C1003_34.3 P180 BE180M4	C1003_34.3 P180 BX180M4	180
47	3572	1.0	31.3	25000			C802_31.3 P180 BE180M4	C802_31.3 P180 BX180M4	174
50	3298	2.8	29.6	65800			C1002_29.6 P180 BE180M4	C1002_29.6 P180 BX180M4	180
50	3356	1.8	29.4	39100			C902_29.4 P180 BE180M4	C902_29.4 P180 BX180M4	177
54	3098	1.8	27.2	38800			C902_27.2 P180 BE180M4	C902_27.2 P180 BX180M4	177
57	2958	1.3	25.9	25300			C802_25.9 P180 BE180M4	C802_25.9 P180 BX180M4	174
59	2830	2.3	24.8	38400			C902_24.8 P180 BE180M4	C902_24.8 P180 BX180M4	177
61	2731	1.3	24.0	25000			C802_24.0 P180 BE180M4	C802_24.0 P180 BX180M4	174
64	2613	2.4	22.9	37900			C902_22.9 P180 BE180M4	C902_22.9 P180 BX180M4	177
66	2536	1.5	22.2	25100			C802_22.2 P180 BE180M4	C802_22.2 P180 BX180M4	174
72	2341	1.5	20.5	24900			C802_20.5 P180 BE180M4	C802_20.5 P180 BX180M4	174
73	2307	2.9	20.2	37200			C902_20.2 P180 BE180M4	C902_20.2 P180 BX180M4	177
76	2198	1.0	19.3	14100			C702_19.3 P180 BE180M4	C702_19.3 P180 BX180M4	171
79	2130	2.9	18.7	36700			C902_18.7 P180 BE180M4	C902_18.7 P180 BX180M4	177
81	2058	1.8	18.1	24700			C802_18.1 P180 BE180M4	C802_18.1 P180 BX180M4	174
85	1973	3.3	17.3	36200			C902_17.3 P180 BE180M4	C902_17.3 P180 BX180M4	177
88	1904	1.1	16.7	13800			C702_16.7 P180 BE180M4	C702_16.7 P180 BX180M4	171
88	1900	1.8	16.7	24400			C802_16.7 P180 BE180M4	C802_16.7 P180 BX180M4	174
96	1748	1.2	15.3	13800			C702_15.3 P180 BE180M4	C702_15.3 P180 BX180M4	171
99	1700	2.2	14.9	24000			C802_14.9 P180 BE180M4	C802_14.9 P180 BX180M4	174
104	1607	1.3	14.1	13900			C702_14.1 P180 BE180M4	C702_14.1 P180 BX180M4	171
107	1569	2.2	13.8	23700			C802_13.8 P180 BE180M4	C802_13.8 P180 BX180M4	174
113	1485	1.4	13.0	13800			C702_13.0 P180 BE180M4	C702_13.0 P180 BX180M4	171
122	1378	1.0	12.1	8420			C612_12.1 P180 BE180M4	C612_12.1 P180 BX180M4	167
122	1370	2.7	12.0	23500			C802_12.0 P180 BE180M4	C802_12.0 P180 BX180M4	174
131	1278	1.7	11.2	13800			C702_11.2 P180 BE180M4	C702_11.2 P180 BX180M4	171
133	1265	2.8	11.1	22900			C802_11.1 P180 BE180M4	C802_11.1 P180 BX180M4	174
135	1241	1.1	10.9	8360			C612_10.9 P180 BE180M4	C612_10.9 P180 BX180M4	167
144	1164	1.8	10.2	13700			C702_10.2 P180 BE180M4	C702_10.2 P180 BX180M4	171
150	1119	1.2	9.8	8400			C612_9.8 P180 BE180M4	C612_9.8 P180 BX180M4	167
154	1086	2.0	9.5	13600			C702_9.5 P180 BE180M4	C702_9.5 P180 BX180M4	171
166	1008	1.3	8.8	8300			C612_8.8 P180 BE180M4	C612_8.8 P180 BX180M4	167
184	912	2.3	8.0	13500			C702_8.0 P180 BE180M4	C702_8.0 P180 BX180M4	171
196	853	1.6	7.5	8230			C612_7.5 P180 BE180M4	C612_7.5 P180 BX180M4	167
197	850	2.4	7.5	13400			C702_7.5 P180 BE180M4	C702_7.5 P180 BX180M4	171
218	768	1.8	6.7	8090			C612_6.7 P180 BE180M4	C612_6.7 P180 BX180M4	167
235	713	2.7	6.3	13300			C702_6.3 P180 BE180M4	C702_6.3 P180 BX180M4	171
245	684	1.0	6.0	7550			C612_6.0 P180 BE180M4	C612_6.0 P180 BX180M4	167

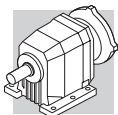


18.5 kW

n ₂ min-1	M ₂ Nm	S	i	R _{n2} N						
					IE2	IE3		IE2	IE3	
251	667	2.8	5.9	13200				C702_5.9 P180 BE180M4	C702_5.9 P180 BX180M4	171
270	621	2.2	10.9	7840	C612_10.9 S5 ME5LA2		166	C612_10.9 P160 BE160L2		167
300	560	2.4	9.8	7740	C612_9.8 S5 ME5LA2		166	C612_9.8 P160 BE160L2		167
302	556	1.2	9.8	5190	C512_9.8 S5 ME5LA2		162	C512_9.8 P160 BE160L2		163
322	521	3.3	4.6	13000				C702_4.6 P180 BE180M4	C702_4.6 P180 BX180M4	171
323	519	1.3	4.6	7300				C612_4.6 P180 BE180M4	C612_4.6 P180 BX180M4	167
333	504	2.7	8.8	7570	C612_8.8 S5 ME5LA2		166	C612_8.8 P160 BE160L2		167
335	501	1.4	8.8	5160	C512_8.8 S5 ME5LA2		162	C512_8.8 P160 BE160L2		163
380	442	1.4	7.8	5070	C512_7.8 S5 ME5LA2		162	C512_7.8 P160 BE160L2		163
393	427	3.2	7.5	7350	C612_7.5 S5 ME5LA2		166	C612_7.5 P160 BE160L2		167
397	422	1.6	3.7	7060				C612_3.7 P180 BE180M4	C612_3.7 P180 BX180M4	167
422	398	1.6	7.0	5010	C512_7.0 S5 ME5LA2		162	C512_7.0 P160 BE160L2		163
437	384	3.5	6.7	7170	C612_6.7 S5 ME5LA2		166	C612_6.7 P160 BE160L2		167
444	377	1.1	3.3	4750				C512_3.3 P180 BE180M4	C512_3.3 P180 BX180M4	163
491	342	1.9	6.0	6780	C612_6 S5 ME5LA2		166	C612_6.0 P160 BE160L2		167
521	321	2.1	2.8	6700				C612_2.8 P180 BE180M4		167
523	321	1.4	5.6	4580	C512_5.6 S5 ME5LA2		162	C512_5.6 P160 BE160L2		163
559	300	1.3	2.6	4600				C512_2.6 P180 BE180M4	C512_2.6 P180 BX180M4	163
646	260	2.6	4.6	6390	C612_4.6 S5 ME5LA2		166	C612_4.6 P160 BE160L2		167
661	254	1.7	4.5	4420	C512_4.5 S5 ME5LA2		162	C512_4.5 P160 BE160L2		163
796	211	3.2	3.7	6080	C612_3.7 S5 ME5LA2		166	C612_3.7 P160 BE160L2		167
890	188	2.2	3.3	4180	C512_3.3 S5 ME5LA2		162	C512_3.3 P160 BE160L2		163
1120	150	2.7	2.6	3980	C512_2.6 S5 ME5LA2		162	C512_2.6 P160 BE160L2		163

22 kW

n ₂ min-1	M ₂ Nm	S	i	R _{n2} N						
					IE2	IE3		IE2	IE3	
14.7	13273	0.9	99.8	70600				C1003_99.8 P180 BE180L4	C1003_99.8 P180 BX180L4	180
15.9	12325	1.0	92.7	70900				C1003_92.7 P180 BE180L4	C1003_92.7 P180 BX180L4	180
17.2	11378	1.1	85.6	71100				C1003_85.6 P180 BE180L4	C1003_85.6 P180 BX180L4	180
18.5	10565	1.1	79.4	71200				C1003_79.4 P180 BE180L4	C1003_79.4 P180 BX180L4	180
21.2	9233	1.3	69.4	71000				C1003_69.4 P180 BE180L4	C1003_69.4 P180 BX180L4	180
22.8	8574	1.4	64.5	70800				C1003_64.5 P180 BE180L4	C1003_64.5 P180 BX180L4	180
24.8	7873	0.9	59.2	36700				C903_59.2 P180 BE180L4	C903_59.2 P180 BX180L4	177
25.6	7627	1.6	57.4	70300				C1003_57.4 P180 BE180L4	C1003_57.4 P180 BX180L4	180
26.8	7298	1.0	54.9	36000				C903_54.9 P180 BE180L4	C903_54.9 P180 BX180L4	177
27.6	7082	1.7	53.3	69800				C1003_53.3 P180 BE180L4	C1003_53.3 P180 BX180L4	180
29.2	6690	1.1	50.3	37400				C903_50.3 P180 BE180L4	C903_50.3 P180 BX180L4	177
32	6147	2.0	46.2	68800				C1003_46.2 P180 BE180L4	C1003_46.2 P180 BX180L4	180
34	5716	1.3	43.0	37500				C903_43.0 P180 BE180L4	C903_43.0 P180 BX180L4	177
34	5708	2.1	42.9	68100				C1003_42.9 P180 BE180L4	C1003_42.9 P180 BX180L4	180
37	5240	1.4	39.4	37500				C903_39.4 P180 BE180L4	C903_39.4 P180 BX180L4	177
40	4912	2.4	36.9	66700				C1003_36.9 P180 BE180L4	C1003_36.9 P180 BX180L4	180
42	4768	1.1	35.1	37400				C902_35.1 P180 BE180L4	C902_35.1 P180 BX180L4	177
43	4561	2.6	34.3	65900				C1003_34.3 P180 BE180L4	C1003_34.3 P180 BX180L4	180
50	3931	2.3	29.6	64100				C1002_29.6 P180 BE180L4	C1002_29.6 P180 BX180L4	180
50	3999	1.5	29.4	37100				C902_29.4 P180 BE180L4	C902_29.4 P180 BX180L4	177
54	3691	1.5	27.2	36900				C902_27.2 P180 BE180L4	C902_27.2 P180 BX180L4	177
57	3525	1.0	25.9	23000				C802_25.9 P180 BE180L4	C802_25.9 P180 BX180L4	174
59	3373	2.0	24.8	36600				C902_24.8 P180 BE180L4	C902_24.8 P180 BX180L4	177
61	3254	1.1	24.0	23700				C802_24.0 P180 BE180L4	C802_24.0 P180 BX180L4	174
64	3113	2.0	22.9	36400				C902_22.9 P180 BE180L4	C902_22.9 P180 BX180L4	177
66	3022	1.2	22.2	23500				C802_22.2 P180 BE180L4	C802_22.2 P180 BX180L4	174
72	2789	1.3	20.5	23400				C802_20.5 P180 BE180L4	C802_20.5 P180 BX180L4	174
73	2749	2.4	20.2	35800				C902_20.2 P180 BE180L4	C902_20.2 P180 BX180L4	177
79	2538	2.4	18.7	35400				C902_18.7 P180 BE180L4	C902_18.7 P180 BX180L4	177
81	2452	1.5	18.1	23300				C802_18.1 P180 BE180L4	C802_18.1 P180 BX180L4	174



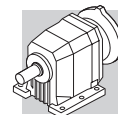
22 kW

n ₂ min-1	M ₂ Nm	S	i	R _{n2} N							
					IE2	IE3	IE2	IE3			
85	2352	2.8	17.3	34900					C902_17.3 P180 BE180L4	C902_17.3 P180 BX180L4	177
88	2269	0.9	16.7	12400					C702_16.7 P180 BE180L4	C702_16.7 P180 BX180L4	171
88	2264	1.5	16.7	23100					C802_16.7 P180 BE180L4	C802_16.7 P180 BX180L4	174
92	2171	2.9	16.0	34600					C902_16.0 P180 BE180L4	C902_16.0 P180 BX180L4	177
96	2083	1.0	15.3	12400					C702_15.3 P180 BE180L4	C702_15.3 P180 BX180L4	171
99	2026	1.8	14.9	22900					C802_14.9 P180 BE180L4	C802_14.9 P180 BX180L4	174
104	1915	1.1	14.1	12700					C702_14.1 P180 BE180L4	C702_14.1 P180 BX180L4	171
106	1882	3.2	13.9	33700					C902_13.9 P180 BE180L4	C902_13.9 P180 BX180L4	177
107	1870	1.9	13.8	22700					C802_13.8 P180 BE180L4	C802_13.8 P180 BX180L4	174
113	1770	1.2	13.0	12700					C702_13.0 P180 BE180L4	C702_13.0 P180 BX180L4	171
122	1633	2.3	12.0	22500					C802_12.0 P180 BE180L4	C802_12.0 P180 BX180L4	174
131	1523	1.4	11.2	12900					C702_11.2 P180 BE180L4	C702_11.2 P180 BX180L4	171
133	1507	2.3	11.1	22100					C802_11.1 P180 BE180L4	C802_11.1 P180 BX180L4	174
135	1479	0.9	10.9	7580					C612_10.9 P180 BE180L4	C612_10.9 P180 BX180L4	167
144	1387	1.5	10.2	12800					C702_10.2 P180 BE180L4	C702_10.2 P180 BX180L4	171
150	1334	1.0	9.8	7710					C612_9.8 P180 BE180L4	C612_9.8 P180 BX180L4	167
153	1305	2.8	9.6	21900					C802_9.6 P180 BE180L4	C802_9.6 P180 BX180L4	174
154	1294	1.7	9.5	12800					C702_9.5 P180 BE180L4	C702_9.5 P180 BX180L4	171
166	1204	2.9	8.9	21300					C802_8.9 P180 BE180L4	C802_8.9 P180 BX180L4	174
166	1201	1.1	8.8	7660					C612_8.8 P180 BE180L4	C612_8.8 P180 BX180L4	167
184	1087	1.9	8.0	12700					C702_8.0 P180 BE180L4	C702_8.0 P180 BX180L4	171
196	1017	1.3	7.5	7690					C612_7.5 P180 BE180L4	C612_7.5 P180 BX180L4	167
197	1013	2.0	7.5	12700					C702_7.5 P180 BE180L4	C702_7.5 P180 BX180L4	171
218	916	1.5	6.7	7600					C612_6.7 P180 BE180L4	C612_6.7 P180 BX180L4	167
235	850	2.3	6.3	12500					C702_6.3 P180 BE180L4	C702_6.3 P180 BX180L4	171
251	795	2.4	5.9	12300					C702_5.9 P180 BE180L4	C702_5.9 P180 BX180L4	171
322	621	2.7	4.6	11900					C702_4.6 P180 BE180L4	C702_4.6 P180 BX180L4	171
323	619	1.1	4.6	6910					C612_4.6 P180 BE180L4	C612_4.6 P180 BX180L4	167
397	503	1.3	3.7	6740					C612_3.7 P180 BE180L4	C612_3.7 P180 BX180L4	167
444	449	0.9	3.3	4350					C512_3.3 P180 BE180L4	C512_3.3 P180 BX180L4	163
521	383	1.7	2.8	6450					C612_2.8 P180 BE180L4	C612_2.8 P180 BX180L4	167
559	357	1.1	2.6	4290					C512_2.6 P180 BE180L4	C512_2.6 P180 BX180L4	163

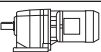



30 kW

n ₂ min-1	M ₂ Nm	S	i	R _{n2} N							
					IE...		IE2*	IE3			
21.2	12584	1.0	69.4	61300					C1003_69.4 P200 IEC200L4	C1003_69.4 P200 BX200LA4	180
25.6	10395	1.2	57.4	62200					C1003_57.4 P200 IEC200L4	C1003_57.4 P200 BX200LA4	180
32	8379	1.4	46.2	62300					C1003_46.2 P200 IEC200L4	C1003_46.2 P200 BX200LA4	180
37	7142	1.0	39.4	31900					C903_39.4 P200 IEC200L4	C903_39.4 P200 BX200LA4	177
50	5472	1.7	29.6	59800					C1002_29.6 P200 IEC200L4	C1002_29.6 P200 BX200LA4	180
50	5450	1.1	29.4	32600					C902_29.4 P200 IEC200L4	C902_29.4 P200 BX200LA4	177
64	4243	1.5	22.9	32900					C902_22.9 P200 IEC200L4	C902_22.9 P200 BX200LA4	177
66	4119	2.4	22.2	57700					C1002_22.2 P200 IEC200L4	C1002_22.2 P200 BX200LA4	180
79	3459	1.8	18.7	32600					C902_18.7 P200 IEC200L4	C902_18.7 P200 BX200LA4	177
79	3456	3.1	18.7	56000					C1002_18.7 P200 IEC200L4	C1002_18.7 P200 BX200LA4	180
99	2761	1.3	14.9	20600					C802_14.9 P200 IEC200L4	C802_14.9 P200 BX200LA4	174
106	2566	2.4	13.9	31500					C902_13.9 P200 IEC200L4	C902_13.9 P200 BX200LA4	177
122	2225	1.7	12.0	20500					C802_12.0 P200 IEC200L4	C802_12.0 P200 BX200LA4	174
131	2079	2.7	11.2	30600					C902_11.2 P200 IEC200L4	C902_11.2 P200 BX200LA4	177
153	1778	2.1	9.6	20100					C802_9.6 P200 IEC200L4	C802_9.6 P200 BX200LA4	174
154	1763	1.2	9.5	11000					C702_9.5 P200 IEC200L4	C702_9.5 P200 BX200LA4	171
184	1482	1.4	8.0	11600					C702_8.0 P200 IEC200L4	C702_8.0 P200 BX200LA4	171
193	1412	2.4	7.6	19500					C802_7.6 P200 IEC200L4	C802_7.6 P200 BX200LA4	174
209	1303	2.6	7.0	19300					C802_7.0 P200 IEC200L4	C802_7.0 P200 BX200LA4	174
235	1158	1.7	6.3	11500					C702_6.3 P200 IEC200L4	C702_6.3 P200 BX200LA4	171
241	1131	2.8	6.1	18900					C802_6.1 P200 IEC200L4	C802_6.1 P200 BX200LA4	174
261	1044	3.0	5.6	18600					C802_5.6 P200 IEC200L4	C802_5.6 P200 BX200LA4	174
322	846	2.0	4.6	11000					C702_4.6 P200 IEC200L4	C702_4.6 P200 BX200LA4	171

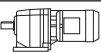



*I dati tecnici riportati sono da considerarsi indicativi, le configurazioni dovrebbero trovare riscontro presso i produttori dei motori elettrici per le potenze superiori ai 22 kW.



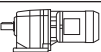



37 kW

n ₂ min ⁻¹	M ₂ Nm	S	i	R _{n2} N					
							IE2*	IE3	
25.8	12734	0.9	57.4	55300			C1003_57.4 P225 IEC225S4	C1003_57.4 P225 BX225SA4	180
32	10264	1.2	46.2	56600			C1003_46.2 P225 IEC225S4	C1003_46.2 P225 BX225SA4	180
40	8201	1.4	36.9	57000			C1003_36.9 P225 IEC225S4	C1003_36.9 P225 BX225SA4	180
60	5631	1.2	24.8	29500			C902_24.8 P225 IEC225S4	C902_24.8 P225 BX225SA4	177
61	5467	2.0	24.1	55200			C1002_24.1 P225 IEC225S4	C1002_24.1 P225 BX225SA4	180
79	4237	1.5	18.7	30100			C902_18.7 P225 IEC225S4	C902_18.7 P225 BX225SA4	177
79	4234	2.5	18.7	53600			C1002_18.7 P225 IEC225S4	C1002_18.7 P225 BX225SA4	180
89	3779	0.9	16.7	18500			C802_16.7 P225 IEC225S4	C802_16.7 P225 BX225SA4	174
107	3143	1.9	13.9	29700			C902_13.9 P225 IEC225S4	C902_13.9 P225 BX225SA4	177
108	3122	1.1	13.8	18800			C802_13.8 P225 IEC225S4	C802_13.8 P225 BX225SA4	174
123	2726	1.4	12.0	18800			C802_12.0 P225 IEC225S4	C802_12.0 P225 BX225SA4	174
132	2546	2.2	11.2	29100			C902_11.2 P225 IEC225S4	C902_11.2 P225 BX225SA4	177
154	2178	1.7	9.6	18800			C802_9.6 P225 IEC225S4	C802_9.6 P225 BX225SA4	174
164	2046	2.5	9.0	28300			C902_9.0 P225 IEC225S4	C902_9.0 P225 BX225SA4	177
194	1730	2.0	7.6	18500			C802_7.6 P225 IEC225S4	C802_7.6 P225 BX225SA4	174
202	1661	2.9	7.3	27400			C902_7.3 P225 IEC225S4	C902_7.3 P225 BX225SA4	177
242	1386	2.3	6.1	18000			C802_6.1 P225 IEC225S4	C802_6.1 P225 BX225SA4	174
264	1271	3.5	5.6	26100			C902_5.6 P225 IEC225S4	C902_5.6 P225 BX225SA4	177
286	1173	3.7	5.2	25700			C902_5.2 P225 IEC225S4	C902_5.2 P225 BX225SA4	177

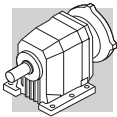
45 kW

n ₂ min ⁻¹	M ₂ Nm	S	i	R _{n2} N					
							IE2*	IE3	
32	12483	1.0	46.2	50200			C1003_46.2 P225 IEC225M4	C1003_46.2 P225 BX225SB4	180
40	9974	1.2	36.9	51900			C1003_36.9 P225 IEC225M4	C1003_36.9 P225 BX225SB4	180
50	8153	1.1	29.6	51900			C1002_29.6 P225 IEC225M4	C1002_29.6 P225 BX225SB4	180
65	6322	1.0	22.9	26400			C902_22.9 P225 IEC225M4	C902_22.9 P225 BX225SB4	177
67	6137	1.6	22.2	51700			C1002_22.2 P225 IEC225M4	C1002_22.2 P225 BX225SB4	180
79	5153	1.2	18.7	27200			C902_18.7 P225 IEC225M4	C902_18.7 P225 BX225SB4	177
79	5149	2.1	18.7	51000			C1002_18.7 P225 IEC225M4	C1002_18.7 P225 BX225SB4	180
107	3822	1.6	13.9	27600			C902_13.9 P225 IEC225M4	C902_13.9 P225 BX225SB4	177
108	3797	0.9	13.8	16700			C802_13.8 P225 IEC225M4	C802_13.8 P225 BX225SB4	174
123	3315	1.1	12.0	17000			C802_12.0 P225 IEC225M4	C802_12.0 P225 BX225SB4	174
132	3097	1.8	11.2	27400			C902_11.2 P225 IEC225M4	C902_11.2 P225 BX225SB4	177
154	2649	1.4	9.6	17300			C802_9.6 P225 IEC225M4	C802_9.6 P225 BX225SB4	174
164	2488	2.1	9.0	26900			C902_9.0 P225 IEC225M4	C902_9.0 P225 BX225SB4	177
194	2104	1.6	7.6	17300			C802_7.6 P225 IEC225M4	C802_7.6 P225 BX225SB4	174
202	2020	2.4	7.3	26300			C902_7.3 P225 IEC225M4	C902_7.3 P225 BX225SB4	177
262	1556	2.0	5.6	17000			C802_5.6 P225 IEC225M4	C802_5.6 P225 BX225SB4	174
264	1546	2.8	5.6	25200			C902_5.6 P225 IEC225M4	C902_5.6 P225 BX225SB4	177
279	1464	2.9	5.2	25200			C902_5.2 P225 IEC225M4	C902_5.2 P225 BX225SB4	177

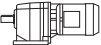



55 kW

n ₂ min ⁻¹	M ₂ Nm	S	i	R _{n2} N					
							IE2*	IE3	
40	12191	1.0	36.9	45400			C1003_36.9 P250 IEC250M4	C1003_36.9 P250 BX250MA4	180
50	9965	0.9	29.6	46700			C1002_29.6 P250 IEC250M4	C1002_29.6 P250 BX250MA4	180
61	8126	1.3	24.1	47500			C1002_24.1 P250 IEC250M4	C1002_24.1 P250 BX250MA4	180
79	6298	1.0	18.7	22200			C902_18.7 P250 IEC250M4	C902_18.7 P250 BX250MA4	177
79	6294	1.7	18.7	47700			C1002_18.7 P250 IEC250M4	C1002_18.7 P250 BX250MA4	180
107	4672	1.3	13.9	24900			C902_13.9 P250 IEC250M4	C902_13.9 P250 BX250MA4	177
110	4549	2.1	13.5	46500			C1002_13.5 P250 IEC250M4	C1002_13.5 P250 BX250MA4	180
135	3686	2.4	10.9	45400			C1002_10.9 P250 IEC250M4	C1002_10.9 P250 BX250MA4	180
164	3050	2.7	9.0	44100			C1002_9.0 P250 IEC250M4	C1002_9.0 P250 BX250MA4	180
164	3041	1.7	9.0	25200			C902_9.0 P250 IEC250M4	C902_9.0 P250 BX250MA4	177
202	2468	2.0	7.3	24900			C902_7.3 P250 IEC250M4	C902_7.3 P250 BX250MA4	177
209	2383	3.2	7.1	42300			C1002_7.1 P250 IEC250M4	C1002_7.1 P250 BX250MA4	180
264	1889	2.3	5.6	24200			C902_5.6 P250 IEC250M4	C902_5.6 P250 BX250MA4	177
286	1744	2.5	5.2	24000			C902_5.2 P250 IEC250M4	C902_5.2 P250 BX250MA4	177

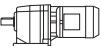



*I dati tecnici riportati sono da considerarsi indicativi, le configurazioni dovrebbero trovare riscontro presso i produttori dei motori elettrici per le potenze superiori ai 22 kW.



75 kW

n ₂ min ⁻¹	M ₂ Nm	S	i	R _{n2} N	 IE...	 IEC		 IE2*	 IE3	
						IE2*	IE3			
62	11044	1.0	24.1	38100				C1002_24.1 P280 IEC280S4	C1002_24.1 P280 BX280SA4	183
67	10194	1.0	22.2	40000				C1002_22.2 P280 IEC280S4	C1002_22.2 P280 BX280SA4	183
73	9266	1.2	20.2	40500				C1002_20.2 P280 IEC280S4	C1002_20.2 P280 BX280SA4	183
80	8553	1.3	18.7	41100				C1002_18.7 P280 IEC280S4	C1002_18.7 P280 BX280SA4	183
90	7552	1.3	16.5	41400				C1002_16.5 P280 IEC280S4	C1002_16.5 P280 BX280SA4	183
98	6971	1.4	15.2	41800				C1002_15.2 P280 IEC280S4	C1002_15.2 P280 BX280SA4	183
110	6182	1.5	13.5	41700				C1002_13.5 P280 IEC280S4	C1002_13.5 P280 BX280SA4	183
119	5707	1.6	12.5	41800				C1002_12.5 P280 IEC280S4	C1002_12.5 P280 BX280SA4	183
136	5010	1.8	10.9	41500				C1002_10.9 P280 IEC280S4	C1002_10.9 P280 BX280SA4	183
147	4624	1.9	10.1	41400				C1002_10.1 P280 IEC280S4	C1002_10.1 P280 BX280SA4	183
164	4146	2.0	9.0	40900				C1002_9.0 P280 IEC280S4	C1002_9.0 P280 BX280SA4	183
178	3827	2.1	8.4	40600				C1002_8.4 P280 IEC280S4	C1002_8.4 P280 BX280SA4	183
210	3238	2.4	7.1	39700				C1002_7.1 P280 IEC280S4	C1002_7.1 P280 BX280SA4	183
228	2989	2.5	6.5	39300				C1002_6.5 P280 IEC280S4	C1002_6.5 P280 BX280SA4	183
278	2444	2.8	5.3	38100				C1002_5.3 P280 IEC280S4	C1002_5.3 P280 BX280SA4	183
302	2256	3.0	4.9	37600				C1002_4.9 P280 IEC280S4	C1002_4.9 P280 BX280SA4	183

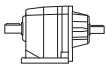

90 kW

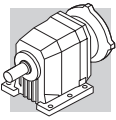
n ₂ min ⁻¹	M ₂ Nm	S	i	R _{n2} N	 IE...	 IEC		 IE2*	 IE3	
						IE2*	IE3			
73	11119	1.0	20.2	30600				C1002_20.2 P280 IEC280M4	C1002_20.2 P280 BX280SB4	183
80	10264	1.0	18.7	35500				C1002_18.7 P280 IEC280M4	C1002_18.7 P280 BX280SB4	183
90	9062	1.1	16.5	37100				C1002_16.5 P280 IEC280M4	C1002_16.5 P280 BX280SB4	183
98	8365	1.2	15.2	37800				C1002_15.2 P280 IEC280M4	C1002_15.2 P280 BX280SB4	180
110	7419	1.3	13.5	38100				C1002_13.5 P280 IEC280M4	C1002_13.5 P280 BX280SB4	180
119	6848	1.4	12.5	38500				C1002_12.5 P280 IEC280M4	C1002_12.5 P280 BX280SB4	183
136	6012	1.5	10.9	38600				C1002_10.9 P280 IEC280M4	C1002_10.9 P280 BX280SB4	180
147	5549	1.6	10.1	38700				C1002_10.1 P280 IEC280M4	C1002_10.1 P280 BX280SB4	183
164	4975	1.7	9.0	38500				C1002_9.0 P280 IEC280M4	C1002_9.0 P280 BX280SB4	180
178	4592	1.8	8.4	38400				C1002_8.4 P280 IEC280M4	C1002_8.4 P280 BX280SB4	183
210	3886	2.0	7.1	37800				C1002_7.1 P280 IEC280M4	C1002_7.1 P280 BX280SB4	180
228	3587	2.1	6.5	37600				C1002_6.5 P280 IEC280M4	C1002_6.5 P280 BX280SB4	177
278	2933	2.4	5.3	36600				C1002_5.3 P280 IEC280M4	C1002_5.3 P280 BX280SB4	177
302	2707	2.5	4.9	36300				C1002_4.9 P280 IEC280M4	C1002_4.9 P280 BX280SB4	174

*I dati tecnici riportati sono da considerarsi indicativi, le configurazioni dovrebbero trovare riscontro presso i produttori dei motori elettrici per le potenze superiori ai 22 kW.

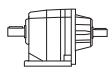



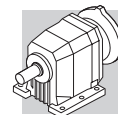
C 12 **100 Nm**

	i	n₁ = 2800 min⁻¹					n₁ = 1400 min⁻¹					
		n₂ min ⁻¹	M_{n2} Nm	P_{n1} kW	R_{n1} N	R_{n2} N	n₂ min ⁻¹	M_{n2} Nm	P_{n1} kW	R_{n1} N	R_{n2} N	
C 12 2_2.8	2.8	1012	30	3.3	750	600	506	37	2.1	990	790	145
C 12 2_3.2	3.2	873	32	3.1	730	600	436	40	1.9	960	790	
C 12 2_3.7	3.7	767	34	2.9	720	610	383	42	1.8	960	800	
C 12 2_4.3	4.3	649	36	2.6	710	630	325	45	1.6	890	800	
C 12 2_4.9	4.9	575	38	2.4	710	640	288	48	1.5	880	800	
C 12 2_5.6	5.6	500	40	2.2	680	650	250	51	1.4	840	810	
C 12 2_6.2	6.2	449	42	2.1	650	660	225	53	1.3	810	830	
C 12 2_7.6	7.6	367	45	1.8	1140	1220	184	56	1.1	1300	1540	
C 12 2_8.8	8.8	317	47	1.6	1140	1280	158	59	1.0	1300	1620	
C 12 2_10.1	10.1	278	49	1.5	1150	1340	139	63	0.97	1300	1680	
C 12 2_11.9	11.9	236	53	1.4	1140	1390	118	67	0.87	1300	1760	
C 12 2_13.4	13.4	209	55	1.3	1140	1460	104	70	0.81	1300	1840	
C 12 2_15.4	15.4	182	58	1.2	1130	1500	91	73	0.73	1300	1930	
C 12 2_17.2	17.2	163	60	1.1	1130	1590	82	76	0.68	1300	2000	
C 12 2_18.4	18.4	152	62	1.0	1120	1620	76	78	0.65	1300	2000	
C 12 2_20.6	20.6	136	65	1.0	1110	1670	68	82	0.61	1300	2000	
C 12 2_23.2	23.2	120	67	0.89	1110	1720	60	85	0.56	1300	2000	
C 12 2_25.4	25.4	110	69	0.84	1110	1800	55	88	0.54	1300	2000	
C 12 2_29.5	29.5	95	74	0.77	1100	1880	47	93	0.49	1300	2000	
C 12 2_32.8	32.8	85	75	0.71	1090	1970	43	90	0.42	1300	2000	
C 12 2_37.0	37.0	76	79	0.66	1070	2000	38	90	0.38	1300	2000	
C 12 2_42.3	42.3	66	84	0.61	1060	2000	33	100	0.36	1300	2000	
C 12 2_47.6	47.6	59	85	0.55	1050	2000	29.4	90	0.29	1300	2000	
C 12 2_55.2	55.2	51	89	0.50	1030	2000	25.4	90	0.25	1300	2000	
C 12 2_66.2	66.2	42	86	0.40	1060	2000	21.2	90	0.21	1300	2000	

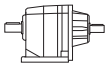



C 12 100 Nm

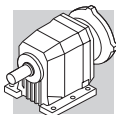
	i	$n_1 = 900 \text{ min}^{-1}$					$n_1 = 500 \text{ min}^{-1}$					
		n_2 min ⁻¹	M_{n2} Nm	P_{n1} kW	R_{n1} N	R_{n2} N	n_2 min ⁻¹	M_{n2} Nm	P_{n1} kW	R_{n1} N	R_{n2} N	
C 12 2_2.8	2.8	325	43	1.5	1140	910	181	53	1.1	1300	1080	145
C 12 2_3.2	3.2	281	46	1.4	1100	910	156	57	1.0	1300	1080	
C 12 2_3.7	3.7	246	49	1.3	1090	920	137	60	0.91	1300	1100	
C 12 2_4.3	4.3	209	52	1.2	1050	920	116	64	0.82	1280	1100	
C 12 2_4.9	4.9	185	55	1.1	1050	960	103	67	0.76	1280	1160	
C 12 2_5.6	5.6	161	58	1.0	1000	980	89	69	0.68	1300	1280	
C 12 2_6.2	6.2	144	61	1.0	960	980	80	70	0.62	1300	1390	
C 12 2_7.6	7.6	118	65	0.85	1300	1780	66	79	0.57	1300	2000	
C 12 2_8.8	8.8	102	69	0.77	1300	1830	57	84	0.52	1300	2000	
C 12 2_10.1	10.1	89	72	0.71	1300	1950	50	88	0.48	1300	2000	
C 12 2_11.9	11.9	76	77	0.64	1300	2000	42	89	0.41	1300	2000	
C 12 2_13.4	13.4	67	81	0.60	1300	2000	37	90	0.37	1300	2000	
C 12 2_15.4	15.4	58	85	0.55	1300	2000	32	89	0.32	1300	2000	
C 12 2_17.2	17.2	52	88	0.51	1300	2000	29.1	90	0.29	1300	2000	
C 12 2_18.4	18.4	49	88	0.47	1300	2000	27.2	89	0.27	1300	2000	
C 12 2_20.6	20.6	44	89	0.43	1300	2000	24.2	89	0.24	1300	2000	
C 12 2_23.2	23.2	39	89	0.38	1300	2000	21.5	89	0.21	1300	2000	
C 12 2_25.4	25.4	35	89	0.35	1300	2000	19.7	89	0.19	1300	2000	
C 12 2_29.5	29.5	31	100	0.34	1300	2000	16.9	100	0.19	1300	2000	
C 12 2_32.8	32.8	27.5	90	0.27	1300	2000	15.3	90	0.15	1300	2000	
C 12 2_37.0	37.0	24.3	90	0.24	1300	2000	13.5	90	0.13	1300	2000	
C 12 2_42.3	42.3	21.3	100	0.23	1300	2000	11.8	100	0.13	1300	2000	
C 12 2_47.6	47.6	18.9	90	0.19	1300	2000	10.5	90	0.10	1300	2000	
C 12 2_55.2	55.2	16.3	90	0.16	1300	2000	9.1	90	0.09	1300	2000	
C 12 2_66.2	66.2	13.6	90	0.13	1300	2000	7.6	90	0.07	1300	2000	



C 22 200 Nm

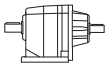

	i	$n_1 = 2800 \text{ min}^{-1}$					$n_1 = 1400 \text{ min}^{-1}$					
		n_2 min ⁻¹	M_{n2} Nm	P_{n1} kW	R_{n1} N	R_{n2} N	n_2 min ⁻¹	M_{n2} Nm	P_{n1} kW	R_{n1} N	R_{n2} N	
C 22 2_2.7	2.7	1029	65	7.4	—	1150	514	80	4.5	—	1460	149
C 22 2_3.3	3.3	842	68	6.3	—	1230	421	85	3.9	—	1560	
C 22 2_3.7	3.7	755	70	5.8	—	1290	378	90	3.7	—	1610	
C 22 2_4.3	4.3	658	75	5.4	—	1320	329	94	3.4	—	1650	
C 22 2_4.8	4.8	587	80	5.2	—	1370	294	100	3.2	—	1730	
C 22 2_5.6	5.6	501	82	4.5	—	1410	250	102	2.8	—	1790	
C 22 2_6.1	6.1	460	85	4.3	—	1500	230	105	2.7	—	1900	
C 22 2_7.1	7.1	395	105	4.6	1090	1570	198	130	2.8	1420	1990	
C 22 2_8.7	8.7	324	110	3.9	1130	1680	162	138	2.5	1430	2090	
C 22 2_9.6	9.6	290	115	3.7	1160	1750	145	145	2.3	1460	2200	
C 22 2_11.1	11.1	253	120	3.3	1130	1820	126	153	2.1	1390	2270	
C 22 2_12.4	12.4	226	125	3.1	1160	1900	113	160	2.0	1420	2380	
C 22 2_14.5	14.5	193	133	2.8	1090	1980	96	168	1.8	1360	2450	
C 22 2_15.8	15.8	177	140	2.7	1030	2030	88	175	1.7	1320	2570	
C 22 2_18.1	18.1	154	145	2.5	1000	2140	77	183	1.6	1250	2650	
C 22 2_20.0	20.0	140	150	2.3	1000	2210	70	190	1.5	1250	2770	
C 22 2_21.5	21.5	131	153	2.2	970	2250	65	194	1.4	1190	2820	
C 22 2_24.3	24.3	115	160	2.0	980	2350	58	200	1.3	1250	2970	
C 22 2_27.2	27.2	103	166	1.9	960	2420	52	200	1.1	1340	3110	
C 22 2_29.6	29.6	95	175	1.8	850	2490	47	200	1.0	1350	3270	
C 22 2_33.1	33.1	85	178	1.7	840	2590	42	200	0.93	1390	3400	
C 22 2_36.8	36.8	76	185	1.6	750	2690	38	200	0.84	1400	3610	
C 22 2_43.3	43.3	65	185	1.3	830	2910	32	190	0.68	1610	3950	
C 22 2_48.6	48.6	58	150	0.95	1300	3300	28.8	155	0.49	1740	4400	
C 22 2_54.7	54.7	51	150	0.85	1320	3470	25.6	155	0.44	1770	4600	
C 22 2_63.3	63.3	44	125	0.61	1400	3860	22.1	130	0.32	1820	5000	
C 22 3_60.0	60.0	47	180	0.93	840	3400	23.3	190	0.49	1230	4500	
C 22 3_65.3	65.3	43	200	0.94	880	3440	21.4	200	0.47	1270	4670	
C 22 3_74.8	74.8	37	200	0.83	940	3600	18.7	200	0.41	1270	4800	
C 22 3_82.6	82.6	34	200	0.75	1010	3820	16.9	200	0.37	1300	5000	
C 22 3_88.5	88.5	32	200	0.70	1040	3900	15.8	200	0.35	1300	5000	
C 22 3_100.2	100.2	28.0	200	0.62	1090	4160	14.0	200	0.31	1300	5000	
C 22 3_112.0	112.0	25.0	200	0.55	1130	4300	12.5	200	0.28	1300	5000	
C 22 3_122.2	122.2	22.9	200	0.51	1160	4540	11.5	200	0.25	1300	5000	
C 22 3_136.5	136.5	20.5	200	0.45	1180	4700	10.3	200	0.23	1300	5000	
C 22 3_151.7	151.7	18.5	200	0.41	1220	4980	9.2	200	0.20	1300	5000	
C 22 3_178.5	178.5	15.7	200	0.35	1260	5000	7.8	200	0.17	1300	5000	
C 22 3_200.7	200.7	14.0	190	0.29	1280	5000	7.0	190	0.15	1300	5000	
C 22 3_225.8	225.8	12.4	180	0.25	1300	5000	6.2	185	0.13	1300	5000	
C 22 3_261.0	261.0	10.7	145	0.17	1300	5000	5.4	155	0.09	1300	5000	

(—) Interpellare il ns. servizio tecnico comunicando i dati relativi al carico radiale (senso di rotazione, orientamento, posizione)

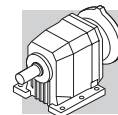


C 22

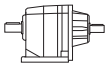

200 Nm

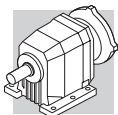
	i	$n_1 = 900 \text{ min}^{-1}$					$n_1 = 500 \text{ min}^{-1}$					
		n_2 min ⁻¹	M_{n2} Nm	P_{n1} kW	R_{n1} N	R_{n2} N	n_2 min ⁻¹	M_{n2} Nm	P_{n1} kW	R_{n1} N	R_{n2} N	
C 22 2_2.7	2.7	331	95	3.5	—	1670	184	100	2.0	400	2150	149
C 22 2_3.3	3.3	271	100	3.0	—	1760	150	103	1.7	570	2300	
C 22 2_3.7	3.7	243	105	2.8	—	1850	135	105	1.6	800	2430	
C 22 2_4.3	4.3	211	105	2.4	—	1980	117	105	1.4	940	2550	
C 22 2_4.8	4.8	189	105	2.2	170	2090	105	105	1.2	1200	2710	
C 22 2_5.6	5.6	161	105	1.9	200	2250	89	112	1.1	1020	2850	
C 22 2_6.1	6.1	148	110	1.8	200	2290	82	116	1.1	980	2930	
C 22 2_7.1	7.1	127	150	2.1	1650	2310	71	180	1.4	2060	2820	
C 22 2_8.7	8.7	104	160	1.8	1650	2440	58	190	1.2	2100	3000	
C 22 2_9.6	9.6	93	170	1.7	1650	2530	52	200	1.1	2130	3130	
C 22 2_11.1	11.1	81	176	1.6	1640	2650	45	200	0.99	2170	3270	
C 22 2_12.4	12.4	73	185	1.5	1650	2760	40	200	0.89	2200	3520	
C 22 2_14.5	14.5	62	193	1.3	1610	2850	34	200	0.76	2200	3670	
C 22 2_15.8	15.8	57	200	1.3	1580	2990	32	200	0.70	2200	3920	
C 22 2_18.1	18.1	50	200	1.1	1650	3150	27.6	200	0.61	2200	4200	
C 22 2_20.0	20.0	45	200	0.99	1750	3340	25.0	200	0.55	2200	4350	
C 22 2_21.5	21.5	42	200	0.92	1760	3450	23.3	200	0.51	2200	4550	
C 22 2_24.3	24.3	37	200	0.82	1900	3650	20.6	200	0.45	2200	4720	
C 22 2_27.2	27.2	33	200	0.73	1950	3820	18.4	200	0.41	2200	5000	
C 22 2_29.6	29.6	30	200	0.67	1980	3990	16.9	200	0.37	2200	5000	
C 22 2_33.1	33.1	27.2	200	0.60	1970	4200	15.1	200	0.33	2200	5000	
C 22 2_36.8	36.8	24.5	200	0.54	1990	4390	13.6	200	0.30	2200	5000	
C 22 2_43.3	43.3	20.8	190	0.44	2020	4770	11.6	190	0.24	2200	5000	
C 22 2_48.6	48.6	18.5	160	0.33	2050	5000	10.3	170	0.19	2200	5000	
C 22 2_54.7	54.7	16.4	160	0.29	2090	5000	9.1	170	0.17	2200	5000	
C 22 2_63.3	63.3	14.2	135	0.21	2140	5000	7.9	140	0.12	2200	5000	
C 22 3_60.0	60.0	15.0	190	0.31	1300	5000	8.3	200	0.18	1300	5000	
C 22 3_65.3	65.3	13.8	200	0.31	1300	5000	7.7	200	0.17	1300	5000	
C 22 3_74.8	74.8	12.0	200	0.27	1300	5000	6.7	200	0.15	1300	5000	
C 22 3_82.6	82.6	10.9	200	0.25	1300	5000	6.1	200	0.14	1300	5000	
C 22 3_88.5	88.5	10.2	200	0.22	1300	5000	5.6	200	0.12	1300	5000	
C 22 3_100.2	100.2	9.0	200	0.20	1300	5000	5.0	200	0.11	1300	5000	
C 22 3_112.0	112.0	8.0	200	0.18	1300	5000	4.5	200	0.10	1300	5000	
C 22 3_122.2	122.2	7.4	200	0.17	1300	5000	4.1	200	0.09	1300	5000	
C 22 3_136.5	136.5	6.6	200	0.15	1300	5000	3.7	200	0.08	1300	5000	
C 22 3_151.7	151.7	5.9	200	0.13	1300	5000	3.3	200	0.07	1300	5000	
C 22 3_178.5	178.5	5.0	200	0.11	1300	5000	2.8	200	0.06	1300	5000	
C 22 3_200.7	200.7	4.5	195	0.10	1300	5000	2.5	200	0.05	1300	5000	
C 22 3_225.8	225.8	4.0	195	0.09	1300	5000	2.2	200	0.05	1300	5000	
C 22 3_261.0	261.0	3.4	160	0.06	1300	5000	1.9	165	0.04	1300	5000	

(—) Interpellare il ns. servizio tecnico comunicando i dati relativi al carico radiale (senso di rotazione, orientamento, posizione)



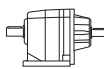

C 32 300 Nm

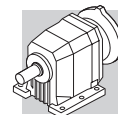
	i	$n_1 = 2800 \text{ min}^{-1}$					$n_1 = 1400 \text{ min}^{-1}$					
		n_2 min ⁻¹	M_{n2} Nm	P_{n1} kW	R_{n1} N	R_{n2} N	n_2 min ⁻¹	M_{n2} Nm	P_{n1} kW	R_{n1} N	R_{n2} N	
C 32 2_2.9	2.9	973	105	11.3	670	1710	486	130	7.0	940	2170	153
C 32 2_3.4	3.4	821	116	10.5	480	1770	411	138	6.2	900	2280	
C 32 2_3.7	3.7	750	120	9.9	560	1830	375	150	6.2	750	2310	
C 32 2_4.5	4.5	622	129	8.8	450	1930	311	152	5.2	970	2500	
C 32 2_5.0	5.0	565	135	8.4	470	1990	283	155	4.8	1100	2600	
C 32 2_5.7	5.7	495	141	7.7	380	2080	248	155	4.2	1250	2760	
C 32 2_6.3	6.3	447	150	7.4	300	2130	223	155	3.8	1450	2890	
C 32 2_7.2	7.2	391	160	6.9	1890	2370	195	200	4.3	2200	2990	
C 32 2_8.5	8.5	330	168	6.1	1900	2510	165	209	3.8	2200	3180	
C 32 2_9.3	9.3	301	175	5.8	1910	2580	151	220	3.7	2200	3260	
C 32 2_11.2	11.2	250	187	5.2	1910	2740	125	231	3.2	2200	3480	
C 32 2_12.3	12.3	227	195	4.9	1910	2820	114	245	3.1	2200	3560	
C 32 2_14.1	14.1	199	205	4.5	1900	2940	99	251	2.8	2200	3750	
C 32 2_15.6	15.6	180	215	4.3	1900	3030	90	270	2.7	2200	3820	
C 32 2_18.2	18.2	154	223	3.8	1900	3210	77	275	2.3	2200	4070	
C 32 2_20.1	20.1	139	235	3.6	1900	3290	70	295	2.3	2200	4160	
C 32 2_22.9	22.9	122	240	3.2	1880	3470	61	295	2.0	2200	4400	
C 32 2_25.1	25.1	111	250	3.1	1890	3560	56	300	1.8	2200	4570	
C 32 2_26.9	26.9	104	255	2.9	1880	3650	52	300	1.7	2200	4700	
C 32 2_29.8	29.8	94	265	2.7	1880	3770	47	300	1.6	2200	4920	
C 32 2_33.1	33.1	85	270	2.5	1880	3920	42	300	1.4	2200	5150	
C 32 2_36.1	36.1	78	280	2.4	1870	4030	39	300	1.3	2200	5350	
C 32 2_40.7	40.7	69	290	2.2	1860	4200	34	300	1.1	2200	5500	
C 32 2_45.3	45.3	62	300	2.0	1860	4360	31	300	1.0	2200	5500	
C 32 2_52.4	52.4	53	300	1.8	1860	4650	26.7	300	0.88	2200	5500	
C 32 2_59.4	59.4	47	205	1.1	2020	5000	23.6	215	0.56	2200	5500	
C 32 2_66.8	66.8	42	205	0.95	2020	5500	21.0	215	0.50	2200	5500	
C 32 3_74.7	74.7	37	280	1.2	750	5500	18.7	290	0.60	1170	5500	
C 32 3_82.6	82.6	34	300	1.1	820	5500	17.0	300	0.56	1240	5500	
C 32 3_94.2	94.2	29.7	300	0.98	900	5500	14.9	300	0.49	1270	5500	
C 32 3_103.3	103.3	27.1	300	0.90	980	5500	13.6	300	0.45	1300	5500	
C 32 3_110.6	110.6	25.3	300	0.84	1000	5500	12.7	300	0.42	1300	5500	
C 32 3_122.4	122.4	22.9	300	0.76	1060	5500	11.4	300	0.38	1300	5500	
C 32 3_136.0	136.0	20.6	300	0.68	1110	5500	10.3	300	0.34	1300	5500	
C 32 3_148.4	148.4	18.9	300	0.62	1130	5500	9.4	300	0.31	1300	5500	
C 32 3_167.4	167.4	16.7	300	0.55	1180	5500	8.4	300	0.28	1300	5500	
C 32 3_186.0	186.0	15.1	300	0.50	1200	5500	7.5	300	0.25	1300	5500	
C 32 3_215.6	215.6	13.0	300	0.43	1240	5500	6.5	300	0.21	1300	5500	
C 32 3_244.2	244.2	11.5	240	0.30	1280	5500	5.7	255	0.16	1300	5500	
C 32 3_274.7	274.7	10.2	240	0.27	1300	5500	5.1	255	0.14	1300	5500	



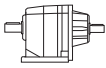

C 32

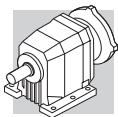
300 Nm

	i	$n_1 = 900 \text{ min}^{-1}$					$n_1 = 500 \text{ min}^{-1}$					
		n_2 min ⁻¹	M_{n2} Nm	P_{n1} kW	R_{n1} N	R_{n2} N	n_2 min ⁻¹	M_{n2} Nm	P_{n1} kW	R_{n1} N	R_{n2} N	
C 32 2_2.9	2.9	313	150	5.2	1120	2510	174	155	3.0	2200	3220	153
C 32 2_3.4	3.4	264	152	4.4	1390	2690	147	167	2.7	2200	3390	
C 32 2_3.7	3.7	241	155	4.1	1570	2790	134	175	2.6	2200	3480	
C 32 2_4.5	4.5	200	158	3.5	1750	3010	111	188	2.3	2200	3690	
C 32 2_5.0	5.0	182	162	3.2	1870	3120	101	198	2.2	2200	3790	
C 32 2_5.7	5.7	159	171	3.0	1730	3250	88	198	1.9	2200	4010	
C 32 2_6.3	6.3	144	178	2.8	1730	3350	80	200	1.8	2200	4180	
C 32 2_7.2	7.2	126	235	3.3	2200	3450	70	285	2.2	2200	4200	
C 32 2_8.5	8.5	106	246	2.9	2200	3660	59	288	1.9	2200	4520	
C 32 2_9.3	9.3	97	260	2.8	2200	3750	54	300	1.8	2200	4640	
C 32 2_11.2	11.2	80	272	2.4	2200	4010	45	300	1.5	2200	5030	
C 32 2_12.3	12.3	73	285	2.3	2200	4120	41	300	1.3	2200	5250	
C 32 2_14.1	14.1	64	290	2.0	2200	4340	36	300	1.2	2200	5500	
C 32 2_15.6	15.6	58	300	1.9	2200	4500	32	300	1.1	2200	5500	
C 32 2_18.2	18.2	50	300	1.6	2200	4810	27.5	300	0.91	2200	5500	
C 32 2_20.1	20.1	45	300	1.5	2200	5030	24.9	300	0.82	2200	5500	
C 32 2_22.9	22.9	39	300	1.3	2200	5300	21.8	300	0.72	2200	5500	
C 32 2_25.1	25.1	36	300	1.2	2200	5500	19.9	300	0.66	2200	5500	
C 32 2_26.9	26.9	33	300	1.1	2200	5500	18.6	300	0.61	2200	5500	
C 32 2_29.8	29.8	30	300	1.0	2200	5500	16.8	300	0.56	2200	5500	
C 32 2_33.1	33.1	27.2	300	0.90	2200	5500	15.1	300	0.50	2200	5500	
C 32 2_36.1	36.1	24.9	300	0.82	2200	5500	13.9	300	0.46	2200	5500	
C 32 2_40.7	40.7	22.1	300	0.73	2200	5500	12.3	300	0.41	2200	5500	
C 32 2_45.3	45.3	19.9	300	0.66	2200	5500	11.0	300	0.37	2200	5500	
C 32 2_52.4	52.4	17.2	300	0.57	2200	5500	9.5	300	0.32	2200	5500	
C 32 2_59.4	59.4	15.2	220	0.37	2200	5500	8.4	230	0.21	2200	5500	
C 32 2_66.8	66.8	13.5	220	0.33	2200	5500	7.5	230	0.19	2200	5500	
C 32 3_74.7	74.7	12.0	290	0.38	1300	5500	6.7	300	0.22	1300	5500	
C 32 3_82.6	82.6	10.9	300	0.36	1300	5500	6.1	300	0.20	1300	5500	
C 32 3_94.2	94.2	9.6	300	0.32	1300	5500	5.3	300	0.18	1300	5500	
C 32 3_103.3	103.3	8.7	300	0.29	1300	5500	4.8	300	0.16	1300	5500	
C 32 3_110.6	110.6	8.1	300	0.27	1300	5500	4.5	300	0.15	1300	5500	
C 32 3_122.4	122.4	7.4	300	0.24	1300	5500	4.1	300	0.14	1300	5500	
C 32 3_136.0	136.0	6.6	300	0.22	1300	5500	3.7	300	0.12	1300	5500	
C 32 3_148.4	148.4	6.1	300	0.20	1300	5500	3.4	300	0.11	1300	5500	
C 32 3_167.4	167.4	5.4	300	0.18	1300	5500	3.0	300	0.10	1300	5500	
C 32 3_186.0	186.0	4.8	300	0.16	1300	5500	2.7	300	0.09	1300	5500	
C 32 3_215.6	215.6	4.2	300	0.14	1300	5500	2.3	300	0.08	1300	5500	
C 32 3_244.2	244.2	3.7	260	0.11	1300	5500	2.0	275	0.06	1300	5500	
C 32 3_274.7	274.7	3.3	260	0.09	1300	5500	1.8	275	0.06	1300	5500	



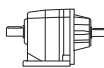

C 36 450 Nm

	i	$n_1 = 2800 \text{ min}^{-1}$					$n_1 = 1400 \text{ min}^{-1}$					
		n_2 min ⁻¹	M_{n2} Nm	P_{n1} kW	R_{n1} N	R_{n2} N	n_2 min ⁻¹	M_{n2} Nm	P_{n1} kW	R_{n1} N	R_{n2} N	
C 36 2_2.7	2.7	1042	140	16.1	670	1750	521	170	9.8	1150	2240	157
C 36 2_3.2	3.2	880	145	14.1	790	1870	440	177	8.6	1240	2380	
C 36 2_3.5	3.5	803	150	13.3	910	1920	402	185	8.2	1320	2440	
C 36 2_4.2	4.2	667	157	11.5	920	2050	333	192	7.1	1410	2620	
C 36 2_4.6	4.6	606	165	11.0	920	2110	303	200	6.7	1470	2700	
C 36 2_5.3	5.3	530	167	9.8	990	2230	265	200	5.8	1650	2870	
C 36 2_5.8	5.8	479	170	9.0	1160	2330	239	200	5.3	1990	3020	
C 36 2_6.8	6.8	413	285	13.0	1750	2130	206	355	8.1	2220	2710	
C 36 2_8.0	8.0	349	297	11.4	1770	2270	174	365	7.0	2250	2910	
C 36 2_8.8	8.8	318	310	10.9	1780	2330	159	380	6.7	2270	3000	
C 36 2_10.6	10.6	264	325	9.5	1790	2500	132	380	5.5	2320	3290	
C 36 2_11.7	11.7	240	340	9.0	1790	2560	120	380	5.0	2370	3460	
C 36 2_13.3	13.3	210	350	8.1	1800	2700	105	380	4.4	2400	3670	
C 36 2_14.8	14.8	190	360	7.5	1800	2810	95	380	4.0	2440	3890	
C 36 2_17.2	17.2	163	370	6.6	1810	3000	81	380	3.4	2460	4200	
C 36 2_19.0	19.0	147	380	6.2	1820	3110	74	380	3.1	2500	4400	
C 36 3_22.1	22.1	127	340	4.7	2300	3570	63	430	3.0	2900	4490	
C 36 3_26.2	26.2	107	355	4.2	2300	3790	53	440	2.6	2910	4810	
C 36 3_28.7	28.7	98	385	4.1	2300	3820	49	450	2.4	2930	4980	
C 36 3_34.6	34.6	81	400	3.6	2300	4100	40	450	2.0	2950	5420	
C 36 3_38.1	38.1	74	435	3.5	2300	4140	37	450	1.8	2970	5690	
C 36 3_43.5	43.5	64	440	3.1	2300	4450	32	450	1.6	2980	6050	
C 36 3_48.2	48.2	58	450	2.9	2310	4580	29.1	450	1.4	2990	6330	
C 36 3_56.2	56.2	50	450	2.5	2320	4970	24.9	450	1.2	2990	6500	
C 36 3_62.0	62.0	45	450	2.2	2330	5170	22.6	450	1.1	3000	6500	
C 36 3_70.8	70.8	40	450	2.0	2340	5520	19.8	450	0.98	3000	6500	
C 36 3_77.6	77.6	36	450	1.8	2350	5740	18.0	450	0.90	3000	6500	
C 36 3_83.1	83.1	34	450	1.7	2350	5930	16.8	450	0.84	3000	6500	
C 36 3_91.9	91.9	30	450	1.5	2360	6200	15.2	450	0.76	3000	6500	
C 36 3_102.2	102.2	27.4	450	1.4	2360	6400	13.7	450	0.68	3000	6500	
C 36 3_111.5	111.5	25.1	450	1.2	2360	6500	12.6	450	0.62	3000	6500	
C 36 3_125.8	125.8	22.3	450	1.1	2370	6500	11.1	450	0.55	3000	6500	
C 36 3_139.8	139.8	20.0	450	0.99	2370	6500	10.0	450	0.50	3000	6500	
C 36 3_162.0	162.0	17.3	450	0.86	2380	6500	8.6	450	0.43	3000	6500	
C 36 3_183.5	183.5	15.3	450	0.76	2380	6500	7.6	450	0.38	3000	6500	
C 36 3_206.4	206.4	13.6	450	0.67	2380	6500	6.8	450	0.34	3000	6500	
C 36 4_230.9	230.9	12.1	450	0.60	1150	6500	6.1	450	0.30	1300	6500	
C 36 4_255.0	255.0	11.0	450	0.54	1190	6500	5.5	450	0.27	1300	6500	
C 36 4_290.9	290.9	9.6	450	0.48	1210	6500	4.8	450	0.24	1300	6500	
C 36 4_318.9	318.9	8.8	450	0.44	1230	6500	4.4	450	0.22	1300	6500	
C 36 4_341.7	341.7	8.2	450	0.41	1240	6500	4.1	450	0.20	1300	6500	
C 36 4_377.9	377.9	7.4	450	0.37	1260	6500	3.7	450	0.18	1300	6500	
C 36 4_420.2	420.2	6.7	450	0.33	1270	6500	3.3	450	0.17	1300	6500	
C 36 4_458.4	458.4	6.1	450	0.30	1280	6500	3.1	450	0.15	1300	6500	
C 36 4_517.2	517.2	5.4	450	0.27	1300	6500	2.7	450	0.13	1300	6500	
C 36 4_574.7	574.7	4.9	450	0.24	1300	6500	2.4	450	0.12	1300	6500	
C 36 4_665.9	665.9	4.2	450	0.21	1300	6500	2.1	450	0.10	1300	6500	
C 36 4_754.2	754.2	3.7	450	0.18	1300	6500	1.9	450	0.09	1300	6500	
C 36 4_848.5	848.5	3.3	450	0.16	1300	6500	1.6	450	0.08	1300	6500	



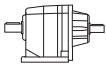

C 36

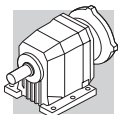
450 Nm

	i	$n_1 = 900 \text{ min}^{-1}$					$n_1 = 500 \text{ min}^{-1}$					
		n_2 min ⁻¹	M_{n2} Nm	P_{n1} kW	R_{n1} N	R_{n2} N	n_2 min ⁻¹	M_{n2} Nm	P_{n1} kW	R_{n1} N	R_{n2} N	
C 36 2_2.7	2.7	335	190	7.0	1670	2640	186	200	4.1	3000	3390	157
C 36 2_3.2	3.2	283	190	5.9	2080	2790	157	200	3.5	3000	3650	
C 36 2_3.5	3.5	258	200	5.7	2160	2920	143	200	3.2	3000	3810	
C 36 2_4.2	4.2	214	200	4.7	2410	3170	119	200	2.6	3000	4100	
C 36 2_4.6	4.6	195	200	4.3	2590	3320	108	200	2.4	3000	4300	
C 36 2_5.3	5.3	171	200	3.8	2630	3500	95	200	2.1	3000	4520	
C 36 2_5.8	5.8	154	200	3.4	2680	3690	86	200	1.9	3000	4740	
C 36 2_6.8	6.8	133	380	5.6	2660	3290	74	380	3.1	3000	4400	
C 36 2_8.0	8.0	112	380	4.7	2720	3580	62	380	2.6	3000	4750	
C 36 2_8.8	8.8	102	380	4.3	2790	3750	57	380	2.4	3000	4960	
C 36 2_10.6	10.6	85	380	3.6	2850	4110	47	380	2.0	3000	5360	
C 36 2_11.7	11.7	77	380	3.2	2900	4300	43	380	1.8	3000	5630	
C 36 2_13.3	13.3	68	380	2.8	2930	4590	38	380	1.6	3000	5930	
C 36 2_14.8	14.8	61	380	2.6	2970	4800	34	380	1.4	3000	6240	
C 36 2_17.2	17.2	52	380	2.2	2980	5100	29.1	380	1.2	3000	6330	
C 36 2_19.0	19.0	47	380	2.0	3000	5390	26.3	380	1.1	3000	6500	
C 36 3_22.1	22.1	41	450	2.0	3000	5430	22.6	450	1.1	3000	6500	
C 36 3_26.2	26.2	34	450	1.7	3000	5850	19.1	450	0.95	3000	6500	
C 36 3_28.7	28.7	31	450	1.6	3000	6120	17.4	450	0.86	3000	6500	
C 36 3_34.6	34.6	26.0	450	1.3	3000	6500	14.5	450	0.72	3000	6500	
C 36 3_38.1	38.1	23.6	450	1.2	3000	6500	13.1	450	0.65	3000	6500	
C 36 3_43.5	43.5	20.7	450	1.0	3000	6500	11.5	450	0.57	3000	6500	
C 36 3_48.2	48.2	18.7	450	0.93	3000	6500	10.4	450	0.52	3000	6500	
C 36 3_56.2	56.2	16.0	450	0.79	3000	6500	8.9	450	0.44	3000	6500	
C 36 3_62.0	62.0	14.5	450	0.72	3000	6500	8.1	450	0.40	3000	6500	
C 36 3_70.8	70.8	12.7	450	0.63	3000	6500	7.1	450	0.35	3000	6500	
C 36 3_77.6	77.6	11.6	450	0.58	3000	6500	6.4	450	0.32	3000	6500	
C 36 3_83.1	83.1	10.8	450	0.54	3000	6500	6.0	450	0.30	3000	6500	
C 36 3_91.9	91.9	9.8	450	0.49	3000	6500	5.4	450	0.27	3000	6500	
C 36 3_102.2	102.2	8.8	450	0.44	3000	6500	4.9	450	0.24	3000	6500	
C 36 3_111.5	111.5	8.1	450	0.40	3000	6500	4.5	450	0.22	3000	6500	
C 36 3_125.8	125.8	7.2	450	0.35	3000	6500	4.0	450	0.20	3000	6500	
C 36 3_139.8	139.8	6.4	450	0.32	3000	6500	3.6	450	0.18	3000	6500	
C 36 3_162.0	162.0	5.6	450	0.28	3000	6500	3.1	450	0.15	3000	6500	
C 36 3_183.5	183.5	4.9	450	0.24	3000	6500	2.7	450	0.14	3000	6500	
C 36 3_206.4	206.4	4.4	450	0.22	3000	6500	2.4	450	0.12	3000	6500	
C 36 4_230.9	230.9	3.9	450	0.19	1300	6500	2.2	450	0.11	1300	6500	
C 36 4_255.0	255.0	3.5	450	0.18	1300	6500	2.0	450	0.10	1300	6500	
C 36 4_290.9	290.9	3.1	450	0.15	1300	6500	1.7	450	0.09	1300	6500	
C 36 4_318.9	318.9	2.8	450	0.14	1300	6500	1.6	450	0.08	1300	6500	
C 36 4_341.7	341.7	2.6	450	0.13	1300	6500	1.5	450	0.07	1300	6500	
C 36 4_377.9	377.9	2.4	450	0.12	1300	6500	1.3	450	0.07	1300	6500	
C 36 4_420.2	420.2	2.1	450	0.11	1300	6500	1.2	450	0.06	1300	6500	
C 36 4_458.4	458.4	2.0	450	0.10	1300	6500	1.1	450	0.05	1300	6500	
C 36 4_517.2	517.2	1.7	450	0.09	1300	6500	1.0	450	0.05	1300	6500	
C 36 4_574.7	574.7	1.6	450	0.08	1300	6500	0.9	450	0.04	1300	6500	
C 36 4_665.9	665.9	1.4	450	0.07	1300	6500	0.8	450	0.04	1300	6500	
C 36 4_754.2	754.2	1.2	450	0.06	1300	6500	0.7	450	0.03	1300	6500	
C 36 4_848.5	848.5	1.1	450	0.05	1300	6500	0.6	450	0.03	1300	6500	



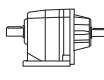

C 41 600 Nm

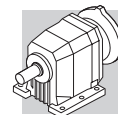
	i	$n_1 = 2800 \text{ min}^{-1}$					$n_1 = 1400 \text{ min}^{-1}$					
		n_2 min ⁻¹	M_{n2} Nm	P_{n1} kW	R_{n1} N	R_{n2} N	n_2 min ⁻¹	M_{n2} Nm	P_{n1} kW	R_{n1} N	R_{n2} N	
C 41 2_2.7	2.7	1037	245	28	980	1290	519	245	14.0	1390	2060	161
C 41 2_3.6	3.6	778	255	22	1070	1540	389	255	10.9	1650	2390	
C 41 2_4.7	4.7	596	260	17.1	1170	1800	298	260	8.5	2010	2730	
C 41 2_6.0	6.0	467	260	13.4	1290	2100	233	260	6.7	2400	3110	
C 41 2_6.4	6.4	438	275	13.3	2270	2590	219	345	8.3	2860	3260	
C 41 2_7.1	7.1	394	285	12.4	2360	2700	197	355	7.7	2980	3420	
C 41 2_8.6	8.6	326	305	10.9	2300	2860	163	385	6.9	2900	3600	
C 41 2_9.6	9.6	292	310	10.0	2410	3010	146	390	6.3	3030	3800	
C 41 2_11.2	11.2	250	335	9.2	2310	3100	125	420	5.8	2910	3920	
C 41 2_12.4	12.4	226	340	8.5	2440	3270	113	425	5.3	3070	4140	
C 41 2_14.2	14.2	197	355	7.7	2330	3410	99	445	4.8	2980	4300	
C 41 2_15.8	15.8	177	360	7.0	2460	3590	89	450	4.4	3120	4540	
C 41 2_17.8	17.8	157	380	6.6	2330	3680	79	480	4.2	3050	4630	
C 41 2_19.8	19.8	141	385	6.0	2460	3880	71	485	3.8	3180	4890	
C 41 2_22.6	22.6	124	410	5.6	2320	3990	62	500	3.4	3110	5110	
C 41 2_25.0	25.0	112	415	5.1	2460	4210	56	500	3.1	3230	5420	
C 41 2_28.3	28.3	99	445	4.9	2310	4290	49	500	2.7	3180	5710	
C 41 2_31.4	31.4	89	445	4.4	2440	4550	45	500	2.5	3300	6040	
C 41 2_33.4	33.4	84	465	4.3	2390	4560	42	500	2.3	3220	6170	
C 41 2_37.1	37.1	75	470	3.9	2440	4810	38	500	2.1	3320	6520	
C 41 2_44.8	44.8	63	500	3.4	2660	5130	31	500	1.7	3500	7000	
C 41 3_28.5	28.5	98	445	4.9	3060	4300	49	560	3.1	3500	5420	
C 41 3_31.2	31.2	90	450	4.5	3090	4510	45	570	2.9	3500	5670	
C 41 3_36.8	36.8	76	480	4.1	3070	4710	38	600	2.6	3500	5960	
C 41 3_40.3	40.3	69	485	3.8	3100	4940	35	600	2.3	3500	6280	
C 41 3_47.0	47.0	60	515	3.5	3070	5140	29.8	600	2.0	3500	6720	
C 41 3_51.5	51.5	54	525	3.2	3090	5360	27.2	600	1.8	3500	7000	
C 41 3_58.7	58.7	48	550	3.0	3070	5550	23.9	600	1.6	3500	7000	
C 41 3_64.3	64.3	44	560	2.7	3090	5800	21.8	600	1.5	3500	7000	
C 41 3_74.4	74.4	38	590	2.5	3060	6040	18.8	600	1.3	3500	7000	
C 41 3_81.5	81.5	34	600	2.3	3090	6310	17.2	600	1.2	3500	7000	
C 41 3_93.3	93.3	30	600	2.0	3080	6700	15.0	600	1.0	3500	7000	
C 41 3_102.3	102.3	27.4	600	1.8	3110	7000	13.7	600	0.92	3500	7000	
C 41 3_110.1	110.1	25.4	600	1.7	3090	7000	12.7	600	0.86	3500	7000	
C 41 3_120.6	120.6	23.2	600	1.6	3110	7000	11.6	600	0.78	3500	7000	
C 41 3_132.9	132.9	21.1	600	1.4	3090	7000	10.5	600	0.71	3500	7000	
C 41 3_145.6	145.6	19.2	600	1.3	3120	7000	9.6	600	0.65	3500	7000	
C 41 3_164.1	164.1	17.1	600	1.2	3100	7000	8.5	600	0.58	3500	7000	
C 41 3_179.9	179.9	15.6	600	1.1	3120	7000	7.8	600	0.53	3500	7000	
C 41 3_190.8	190.8	14.7	600	0.99	3110	7000	7.3	600	0.50	3500	7000	
C 41 3_209.1	209.1	13.4	600	0.90	3130	7000	6.7	600	0.45	3500	7000	
C 41 4_239.9	239.9	11.7	600	0.81	1480	7000	5.8	600	0.40	1910	7000	
C 41 4_263.0	263.0	10.6	600	0.74	1500	7000	5.3	600	0.37	1920	7000	
C 41 4_304.2	304.2	9.2	600	0.64	1520	7000	4.6	600	0.32	1950	7000	
C 41 4_333.4	333.4	8.4	600	0.58	1530	7000	4.2	600	0.29	1960	7000	
C 41 4_381.8	381.8	7.3	600	0.51	1540	7000	3.7	600	0.25	1970	7000	
C 41 4_418.5	418.5	6.7	600	0.46	1550	7000	3.3	600	0.23	1980	7000	
C 41 4_450.2	450.2	6.2	600	0.43	1560	7000	3.1	600	0.21	1990	7000	
C 41 4_493.5	493.5	5.7	600	0.39	1570	7000	2.8	600	0.20	2000	7000	
C 41 4_543.5	543.5	5.2	600	0.36	1570	7000	2.6	600	0.18	2000	7000	
C 41 4_595.8	595.8	4.7	600	0.32	1580	7000	2.3	600	0.16	2010	7000	
C 41 4_671.3	671.3	4.2	600	0.29	1590	7000	2.1	600	0.14	2020	7000	
C 41 4_735.9	735.9	3.8	600	0.26	1590	7000	1.9	600	0.13	2020	7000	
C 41 4_780.4	780.4	3.6	600	0.25	1600	7000	1.8	600	0.12	2030	7000	
C 41 4_855.5	855.5	3.3	600	0.23	1600	7000	1.6	600	0.11	2030	7000	



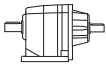

C 41

600 Nm

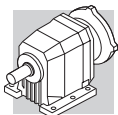
	i	$n_1 = 900 \text{ min}^{-1}$					$n_1 = 500 \text{ min}^{-1}$					
		n_2 min ⁻¹	M_{n2} Nm	P_{n1} kW	R_{n1} N	R_{n2} N	n_2 min ⁻¹	M_{n2} Nm	P_{n1} kW	R_{n1} N	R_{n2} N	
C 41 2_2.7	2.7	333	245	9.0	2560	2650	185	245	5.0	3500	3590	161
C 41 2_3.6	3.6	250	255	7.0	2710	3050	139	255	3.9	3500	4090	
C 41 2_4.7	4.7	191	260	5.5	2900	3440	106	260	3.0	3500	4570	
C 41 2_6.0	6.0	150	260	4.3	3080	3890	83	260	2.4	3500	5110	
C 41 2_6.4	6.4	141	400	6.2	3310	3780	78	490	4.2	3500	4580	
C 41 2_7.1	7.1	127	415	5.8	3460	3940	70	500	3.9	3500	4820	
C 41 2_8.6	8.6	105	445	5.1	3360	4180	58	500	3.2	3500	5290	
C 41 2_9.6	9.6	94	450	4.7	3500	4410	52	500	2.9	3500	5600	
C 41 2_11.2	11.2	80	490	4.3	3500	4520	45	500	2.5	3500	5980	
C 41 2_12.4	12.4	73	495	4.0	3500	4780	40	500	2.2	3500	6320	
C 41 2_14.2	14.2	63	500	3.5	3500	5060	35	500	1.9	3500	6700	
C 41 2_15.8	15.8	57	500	3.1	3500	5370	32	500	1.7	3500	7000	
C 41 2_17.8	17.8	51	500	2.8	3500	5650	28.1	500	1.5	3500	7000	
C 41 2_19.8	19.8	45	500	2.5	3500	5970	25.3	500	1.4	3500	7000	
C 41 2_22.6	22.6	40	500	2.2	3500	6320	22.1	500	1.2	3500	7000	
C 41 2_25.0	25.0	36	500	2.0	3500	6670	20.0	500	1.1	3500	7000	
C 41 2_28.3	28.3	32	500	1.8	3500	7000	17.7	500	0.97	3500	7000	
C 41 2_31.4	31.4	28.7	500	1.6	3500	7000	15.9	500	0.88	3500	7000	
C 41 2_33.4	33.4	26.9	500	1.5	3500	7000	15.0	500	0.83	3500	7000	
C 41 2_37.1	37.1	24.3	500	1.3	3500	7000	13.5	500	0.74	3500	7000	
C 41 2_44.8	44.8	20.1	500	1.1	3500	7000	11.2	500	0.62	3500	7000	
C 41 3_28.5	28.5	32	600	2.1	3500	6530	17.5	600	1.2	3500	7000	
C 41 3_31.2	31.2	28.8	600	1.9	3500	6870	16.0	600	1.1	3500	7000	
C 41 3_36.8	36.8	24.5	600	1.7	3500	7000	13.6	600	0.92	3500	7000	
C 41 3_40.3	40.3	22.3	600	1.5	3500	7000	12.4	600	0.84	3500	7000	
C 41 3_47.0	47.0	19.1	600	1.3	3500	7000	10.6	600	0.72	3500	7000	
C 41 3_51.5	51.5	17.5	600	1.2	3500	7000	9.7	600	0.66	3500	7000	
C 41 3_58.7	58.7	15.3	600	1.0	3500	7000	8.5	600	0.58	3500	7000	
C 41 3_64.3	64.3	14.0	600	0.95	3500	7000	7.8	600	0.53	3500	7000	
C 41 3_74.4	74.4	12.1	600	0.82	3500	7000	6.7	600	0.45	3500	7000	
C 41 3_81.5	81.5	11.0	600	0.75	3500	7000	6.1	600	0.41	3500	7000	
C 41 3_93.3	93.3	9.6	600	0.65	3500	7000	5.4	600	0.36	3500	7000	
C 41 3_102.3	102.3	8.8	600	0.59	3500	7000	4.9	600	0.33	3500	7000	
C 41 3_110.1	110.1	8.2	600	0.55	3500	7000	4.5	600	0.31	3500	7000	
C 41 3_120.6	120.6	7.5	600	0.50	3500	7000	4.1	600	0.28	3500	7000	
C 41 3_132.9	132.9	6.8	600	0.46	3500	7000	3.8	600	0.25	3500	7000	
C 41 3_145.6	145.6	6.2	600	0.42	3500	7000	3.4	600	0.23	3500	7000	
C 41 3_164.1	164.1	5.5	600	0.37	3500	7000	3.0	600	0.21	3500	7000	
C 41 3_179.9	179.9	5.0	600	0.34	3500	7000	2.8	600	0.19	3500	7000	
C 41 3_190.8	190.8	4.7	600	0.32	3500	7000	2.6	600	0.18	3500	7000	
C 41 3_209.1	209.1	4.3	600	0.29	3500	7000	2.4	600	0.16	3500	7000	
C 41 4_239.9	239.9	3.8	600	0.26	2200	7000	2.1	600	0.14	2200	7000	
C 41 4_263.0	263.0	3.4	600	0.24	2200	7000	1.9	600	0.13	2200	7000	
C 41 4_304.2	304.2	3.0	600	0.20	2200	7000	1.6	600	0.11	2200	7000	
C 41 4_333.4	333.4	2.7	600	0.19	2200	7000	1.5	600	0.10	2200	7000	
C 41 4_381.8	381.8	2.4	600	0.16	2200	7000	1.3	600	0.09	2200	7000	
C 41 4_418.5	418.5	2.2	600	0.15	2200	7000	1.2	600	0.08	2200	7000	
C 41 4_450.2	450.2	2.0	600	0.14	2200	7000	1.1	600	0.08	2200	7000	
C 41 4_493.5	493.5	1.8	600	0.13	2200	7000	1.0	600	0.07	2200	7000	
C 41 4_543.5	543.5	1.7	600	0.11	2200	7000	0.92	600	0.06	2200	7000	
C 41 4_595.8	595.8	1.5	600	0.10	2200	7000	0.84	600	0.06	2200	7000	
C 41 4_671.3	671.3	1.3	600	0.09	2200	7000	0.74	600	0.05	2200	7000	
C 41 4_735.9	735.9	1.2	600	0.08	2200	7000	0.68	600	0.05	2200	7000	
C 41 4_780.4	780.4	1.2	600	0.08	2200	7000	0.64	600	0.04	2200	7000	
C 41 4_855.5	855.5	1.1	600	0.07	2200	7000	0.58	600	0.04	2200	7000	



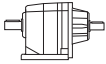

C 51 1000 Nm

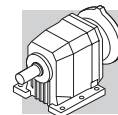
	i	n ₁ = 2800 min ⁻¹					n ₁ = 1400 min ⁻¹					
		n ₂ min ⁻¹	M _{n2} Nm	P _{n1} kW	R _{n1} N	R _{n2} N	n ₂ min ⁻¹	M _{n2} Nm	P _{n1} kW	R _{n1} N	R _{n2} N	
C 51 2_2.6	2.6	1077	315	37	980	3340	538	400	24	1390	4200	
C 51 2_3.3	3.3	848	340	32	1070	3610	424	420	19.6	1650	4580	
C 51 2_4.5	4.5	622	370	25	1170	4010	311	435	14.9	2010	5180	
C 51 2_5.6	5.6	500	390	21	1290	4380	250	435	12.0	2400	5760	
C 51 2_7.0	7.0	400	500	22	2270	4760	200	630	13.9	2860	6000	
C 51 2_7.8	7.8	359	510	20	2360	4940	179	640	12.7	2980	6230	
C 51 2_8.8	8.8	318	545	19.1	2300	5120	159	685	12.0	2900	6450	
C 51 2_9.8	9.8	286	545	17.2	2410	5350	143	685	10.8	3030	6750	
C 51 2_11.8	11.8	237	610	16.0	2310	5620	119	770	10.1	2910	7080	
C 51 2_13.1	13.1	214	595	14.0	2440	5930	107	750	8.8	3070	7470	
C 51 2_15.0	15.0	187	660	13.6	2330	6080	93	800	8.2	2980	7770	
C 51 2_16.6	16.6	169	640	11.9	2460	6420	84	795	7.4	3120	8130	
C 51 2_18.9	18.9	148	695	11.3	2330	6630	74	800	6.5	3050	8620	
C 51 2_21.0	21.0	133	675	9.9	2460	7000	67	795	5.8	3180	9020	
C 51 2_23.4	23.4	120	735	9.7	2320	7160	60	800	5.3	3110	9460	
C 51 2_25.9	25.9	108	715	8.5	2460	7550	54	795	4.7	3230	9890	
C 51 2_29.8	29.8	94	795	8.2	2310	7770	47	800	4.1	3180	10000	
C 51 2_33.0	33.0	85	775	7.2	2440	8190	42	795	3.7	3300	10000	
C 51 2_36.4	36.4	77	750	6.4	2390	8660	38	790	3.3	3220	10000	
C 51 2_40.4	40.4	69	795	6.1	2440	8870	35	795	3.0	3320	10000	
C 51 2_43.1	43.1	65	730	5.2	2450	9380	32	770	2.8	3280	10000	
C 51 2_47.8	47.8	59	800	5.2	2460	9530	29.3	800	2.6	3350	10000	
C 51 2_51.4	51.4	54	665	4.0	2550	10000	27.2	700	2.1	3390	10000	
C 51 2_57.0	57.0	49	745	4.0	2540	10000	24.6	785	2.1	3380	10000	
C 51 3_21.8	21.8	128	720	10.4	2870	6940	64	905	6.5	3500	8750	
C 51 3_23.9	23.9	117	730	9.6	2910	7230	59	920	6.1	3500	9110	
C 51 3_27.4	27.4	102	770	8.9	2890	7510	51	970	5.6	3500	9470	
C 51 3_30.1	30.1	93	780	8.2	2930	7830	47	1000	5.2	3500	9810	
C 51 3_37.0	37.0	76	840	7.2	2910	8330	38	1000	4.3	3500	10000	
C 51 3_40.5	40.5	69	855	6.7	2940	8670	35	1000	3.9	3500	10000	
C 51 3_46.7	46.7	60	905	6.1	2920	9020	30	1000	3.4	3500	10000	
C 51 3_51.2	51.2	55	920	5.7	2950	9390	27.3	1000	3.1	3500	10000	
C 51 3_59.0	59.0	47	970	5.2	2910	9780	23.7	1000	2.7	3500	10000	
C 51 3_64.6	64.6	43	1000	4.9	2940	10000	21.7	1000	2.4	3500	10000	
C 51 3_72.9	72.9	38	1000	4.3	2920	10000	19.2	1000	2.2	3500	10000	
C 51 3_79.9	79.9	35	1000	3.9	2960	10000	17.5	1000	2.0	3500	10000	
C 51 3_93.0	93.0	30	1000	3.4	2950	10000	15.1	1000	1.7	3500	10000	
C 51 3_101.8	101.8	27.5	1000	3.1	2990	10000	13.8	1000	1.5	3500	10000	
C 51 3_113.6	113.6	24.6	1000	2.8	2960	10000	12.3	1000	1.4	3500	10000	
C 51 3_124.4	124.4	22.5	1000	2.5	3000	10000	11.3	1000	1.3	3500	10000	
C 51 3_134.6	134.6	20.8	1000	2.3	2970	10000	10.4	1000	1.2	3500	10000	
C 51 3_147.4	147.4	19.0	1000	2.1	3010	10000	9.5	1000	1.1	3500	10000	
C 51 3_160.5	160.5	17.4	1000	2.0	2980	10000	8.7	1000	0.98	3500	10000	
C 51 3_175.8	175.8	15.9	1000	1.8	3020	10000	8.0	1000	0.90	3500	10000	
C 51 3_197.9	197.9	14.1	1000	1.6	2980	10000	7.1	1000	0.80	3500	10000	
C 51 3_216.7	216.7	12.9	1000	1.5	3020	10000	6.5	1000	0.73	3500	10000	
C 51 4_240.9	240.9	11.6	1000	1.3	2100	10000	5.8	1000	0.67	2200	10000	
C 51 4_263.8	263.8	10.6	1000	1.2	2120	10000	5.3	1000	0.61	2200	10000	
C 51 4_297.8	297.8	9.4	1000	1.1	2140	10000	4.7	1000	0.54	2200	10000	
C 51 4_326.1	326.1	8.6	1000	0.99	2160	10000	4.3	1000	0.49	2200	10000	
C 51 4_379.6	379.6	7.4	1000	0.85	2190	10000	3.7	1000	0.42	2200	10000	
C 51 4_415.7	415.7	6.7	1000	0.78	2200	10000	3.4	1000	0.39	2200	10000	
C 51 4_463.9	463.9	6.0	1000	0.69	2200	10000	3.0	1000	0.35	2200	10000	
C 51 4_508.0	508.0	5.5	1000	0.63	2200	10000	2.8	1000	0.32	2200	10000	
C 51 4_549.7	549.7	5.1	1000	0.59	2200	10000	2.5	1000	0.29	2200	10000	
C 51 4_602.0	602.0	4.7	1000	0.54	2200	10000	2.3	1000	0.27	2200	10000	
C 51 4_655.4	655.4	4.3	1000	0.49	2200	10000	2.1	1000	0.25	2200	10000	
C 51 4_717.7	717.7	3.9	1000	0.45	2200	10000	2.0	1000	0.22	2200	10000	
C 51 4_808.0	808.0	3.5	1000	0.40	2200	10000	1.7	1000	0.20	2200	10000	
C 51 4_884.9	884.9	3.2	1000	0.36	2200	10000	1.6	1000	0.18	2200	10000	

165

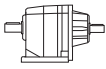



C 51 1000 Nm

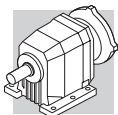
	i	n ₁ = 900 min ⁻¹					n ₁ = 500 min ⁻¹					
		n ₂ min ⁻¹	M _{n2} Nm	P _{n1} kW	R _{n1} N	R _{n2} N	n ₂ min ⁻¹	M _{n2} Nm	P _{n1} kW	R _{n1} N	R _{n2} N	
C 51 2_2.6	2.6	346	400	15.3	2560	5130	192	400	8.5	3500	6620	
C 51 2_3.3	3.3	273	420	12.6	2710	5590	152	420	7.0	3500	7200	
C 51 2_4.5	4.5	200	435	9.6	2900	6300	111	435	5.3	3500	8070	
C 51 2_5.6	5.6	161	435	7.7	3080	6970	89	435	4.3	3500	8880	
C 51 2_7.0	7.0	129	730	10.3	3310	6950	71	800	6.3	3500	8760	
C 51 2_7.8	7.8	115	740	9.4	3460	7220	64	800	5.7	3500	9140	
C 51 2_8.8	8.8	102	795	9.0	3360	7470	57	800	5.0	3500	9680	
C 51 2_9.8	9.8	92	800	8.1	3500	7790	51	800	4.5	3500	10000	
C 51 2_11.8	11.8	76	800	6.7	3500	8530	42	800	3.7	3500	10000	
C 51 2_13.1	13.1	69	800	6.1	3500	8900	38	800	3.4	3500	10000	
C 51 2_15.0	15.0	60	800	5.3	3500	9450	33	800	2.9	3500	10000	
C 51 2_16.6	16.6	54	800	4.8	3500	9850	30	800	2.7	3500	10000	
C 51 2_18.9	18.9	48	800	4.2	3500	10000	26.5	800	2.3	3500	10000	
C 51 2_21.0	21.0	43	800	3.8	3500	10000	23.8	800	2.1	3500	10000	
C 51 2_23.4	23.4	38	800	3.4	3500	10000	21.4	800	1.9	3500	10000	
C 51 2_25.9	25.9	35	800	3.1	3500	10000	19.3	800	1.7	3500	10000	
C 51 2_29.8	29.8	30	800	2.7	3500	10000	16.8	800	1.5	3500	10000	
C 51 2_33.0	33.0	27.3	800	2.4	3500	10000	15.2	800	1.3	3500	10000	
C 51 2_36.4	36.4	24.7	800	2.2	3500	10000	13.7	800	1.2	3500	10000	
C 51 2_40.4	40.4	22.3	800	2.0	3500	10000	12.4	800	1.1	3500	10000	
C 51 2_43.1	43.1	20.9	800	1.8	3500	10000	11.6	800	1.0	3500	10000	
C 51 2_47.8	47.8	18.8	800	1.7	3500	10000	10.5	800	0.92	3500	10000	
C 51 2_51.4	51.4	17.5	725	1.4	3500	10000	9.7	755	0.81	3500	10000	
C 51 2_57.0	57.0	15.8	795	1.4	3500	10000	8.8	795	0.77	3500	10000	
C 51 3_21.8	21.8	41	1000	4.6	3500	10000	22.9	1000	2.6	3500	10000	
C 51 3_23.9	23.9	38	1000	4.2	3500	10000	20.9	1000	2.4	3500	10000	
C 51 3_27.4	27.4	33	1000	3.7	3500	10000	18.2	1000	2.1	3500	10000	
C 51 3_30.1	30.1	29.9	1000	3.4	3500	10000	16.6	1000	1.9	3500	10000	
C 51 3_37.0	37.0	24.3	1000	2.7	3500	10000	13.5	1000	1.5	3500	10000	
C 51 3_40.5	40.5	22.2	1000	2.5	3500	10000	12.3	1000	1.4	3500	10000	
C 51 3_46.7	46.7	19.3	1000	2.2	3500	10000	10.7	1000	1.2	3500	10000	
C 51 3_51.2	51.2	17.6	1000	2.0	3500	10000	9.8	1000	1.1	3500	10000	
C 51 3_59.0	59.0	15.3	1000	1.7	3500	10000	8.5	1000	0.95	3500	10000	
C 51 3_64.6	64.6	13.9	1000	1.6	3500	10000	7.7	1000	0.87	3500	10000	
C 51 3_72.9	72.9	12.3	1000	1.4	3500	10000	6.9	1000	0.77	3500	10000	
C 51 3_79.9	79.9	11.3	1000	1.3	3500	10000	6.3	1000	0.70	3500	10000	
C 51 3_93.0	93.0	9.7	1000	1.1	3500	10000	5.4	1000	0.61	3500	10000	
C 51 3_101.8	101.8	8.8	1000	1.0	3500	10000	4.9	1000	0.55	3500	10000	
C 51 3_113.6	113.6	7.9	1000	0.89	3500	10000	4.4	1000	0.50	3500	10000	
C 51 3_124.4	124.4	7.2	1000	0.81	3500	10000	4.0	1000	0.45	3500	10000	
C 51 3_134.6	134.6	6.7	1000	0.75	3500	10000	3.7	1000	0.42	3500	10000	
C 51 3_147.4	147.4	6.1	1000	0.69	3500	10000	3.4	1000	0.38	3500	10000	
C 51 3_160.5	160.5	5.6	1000	0.63	3500	10000	3.1	1000	0.35	3500	10000	
C 51 3_175.8	175.8	5.1	1000	0.58	3500	10000	2.8	1000	0.32	3500	10000	
C 51 3_197.9	197.9	4.5	1000	0.51	3500	10000	2.5	1000	0.28	3500	10000	
C 51 3_216.7	216.7	4.2	1000	0.47	3500	10000	2.3	1000	0.26	3500	10000	
C 51 4_240.9	240.9	3.7	1000	0.43	2200	10000	2.1	1000	0.24	2200	10000	
C 51 4_263.8	263.8	3.4	1000	0.39	2200	10000	1.9	1000	0.22	2200	10000	
C 51 4_297.8	297.8	3.0	1000	0.35	2200	10000	1.7	1000	0.19	2200	10000	
C 51 4_326.1	326.1	2.8	1000	0.32	2200	10000	1.5	1000	0.18	2200	10000	
C 51 4_379.6	379.6	2.4	1000	0.27	2200	10000	1.3	1000	0.15	2200	10000	
C 51 4_415.7	415.7	2.2	1000	0.25	2200	10000	1.2	1000	0.14	2200	10000	
C 51 4_463.9	463.9	1.9	1000	0.22	2200	10000	1.1	1000	0.12	2200	10000	
C 51 4_508.0	508.0	1.8	1000	0.20	2200	10000	1.0	1000	0.11	2200	10000	
C 51 4_549.7	549.7	1.6	1000	0.19	2200	10000	0.91	1000	0.10	2200	10000	
C 51 4_602.0	602.0	1.5	1000	0.17	2200	10000	0.83	1000	0.10	2200	10000	
C 51 4_655.4	655.4	1.4	1000	0.16	2200	10000	0.76	1000	0.09	2200	10000	
C 51 4_717.7	717.7	1.3	1000	0.14	2200	10000	0.70	1000	0.08	2200	10000	
C 51 4_808.0	808.0	1.1	1000	0.13	2200	10000	0.62	1000	0.07	2200	10000	
C 51 4_884.9	884.9	1.0	1000	0.12	2200	10000	0.57	1000	0.07	2200	10000	



C 61 1600 Nm

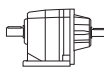

	i	$n_1 = 2800 \text{ min}^{-1}$					$n_1 = 1400 \text{ min}^{-1}$					
		n_2 min ⁻¹	M_{n2} Nm	P_{n1} kW	R_{n1} N	R_{n2} N	n_2 min ⁻¹	M_{n2} Nm	P_{n1} kW	R_{n1} N	R_{n2} N	
C 61 2_2.8	2.8	1000	445	49	—	4670	500	550	30	770	5930	169
C 61 2_3.7	3.7	757	530	44	—	4950	378	575	24	1730	6600	
C 61 2_4.6	4.6	609	575	39	—	5280	304	600	20	2150	7130	
C 61 2_6.0	6.0	467	575	30	—	6000	233	625	16.1	2700	7950	
C 61 2_6.7	6.7	418	900	41	2230	5600	209	1130	26	2850	7060	
C 61 2_7.5	7.5	373	1000	41	2220	5620	187	1250	26	2900	7110	
C 61 2_8.8	8.8	318	1000	35	2290	6080	159	1250	22	2980	7690	
C 61 2_9.8	9.8	286	1100	35	2380	6140	143	1350	21	3330	7850	
C 61 2_10.9	10.9	257	1050	30	2530	6590	128	1350	19.1	2940	8210	
C 61 2_12.1	12.1	231	1150	29	2670	6670	116	1350	17.2	3600	8730	
C 61 2_14.3	14.3	196	1150	25	2450	7220	98	1350	14.6	3590	9430	
C 61 2_15.9	15.9	176	1250	24	2660	7350	88	1350	13.1	3780	9990	
C 61 2_17.7	17.7	158	1200	21	2540	7850	79	1350	11.8	3700	10400	
C 61 2_19.6	19.6	143	1300	20	2780	8000	71	1350	10.6	3890	11000	
C 61 2_22.4	22.4	125	1250	17.2	2630	8650	63	1350	9.3	3810	11600	
C 61 2_24.8	24.8	113	1350	16.8	2840	8840	56	1350	8.4	3980	12300	
C 61 2_27.4	27.4	102	1300	14.6	2600	9390	51	1350	7.6	3880	12800	
C 61 2_30.4	30.4	92	1350	13.7	2900	9770	46	1350	6.9	4050	13500	
C 61 2_34.2	34.2	82	1165	10.5	3020	10900	41	1225	5.5	4090	14500	
C 61 2_38.0	38.0	74	1280	10.4	3030	11100	37	1350	5.5	4100	14800	
C 61 3_26.8	26.8	104	1140	13.4	3740	9810	52	1435	8.4	4700	12400	
C 61 3_29.4	29.4	95	1160	12.4	3780	10200	48	1465	7.9	4700	12900	
C 61 3_33.0	33.0	85	1210	11.6	3750	10600	42	1525	7.3	4700	13300	
C 61 3_36.1	36.1	78	1235	10.8	3800	11000	39	1555	6.8	4700	13800	
C 61 3_43.4	43.4	65	1315	9.6	3760	11600	32	1600	5.8	4700	14800	
C 61 3_47.6	47.6	59	1340	8.9	3810	12100	29.4	1600	5.3	4700	15500	
C 61 3_53.5	53.5	52	1400	8.2	3760	12500	26.2	1600	4.7	4700	16000	
C 61 3_58.6	58.6	48	1430	7.7	3810	13000	23.9	1600	4.3	4700	16000	
C 61 3_67.7	67.7	41	1505	7.0	3750	13500	20.7	1600	3.7	4700	16000	
C 61 3_74.2	74.2	38	1535	6.5	3800	14100	18.9	1600	3.4	4700	16000	
C 61 3_83.0	83.0	34	1600	6.1	3740	14500	16.9	1600	3.0	4700	16000	
C 61 3_91.0	91.0	31	1600	5.5	3800	15200	15.4	1600	2.8	4700	16000	
C 61 3_103.6	103.6	27.0	1600	4.9	3760	16000	13.5	1600	2.4	4700	16000	
C 61 3_113.6	113.6	24.6	1600	4.4	3820	16000	12.3	1600	2.2	4700	16000	
C 61 3_128.1	128.1	21.9	1600	3.9	3790	16000	10.9	1600	2.0	4700	16000	
C 61 3_140.5	140.5	19.9	1600	3.6	3840	16000	10.0	1600	1.8	4700	16000	
C 61 3_150.0	150.0	18.7	1600	3.4	3800	16000	9.3	1600	1.7	4700	16000	
C 61 3_164.5	164.5	17.0	1600	3.1	3850	16000	8.5	1600	1.5	4700	16000	
C 61 3_178.6	178.6	15.7	1600	2.8	3800	16000	7.8	1600	1.4	4700	16000	
C 61 3_195.8	195.8	14.3	1600	2.6	3860	16000	7.2	1600	1.3	4700	16000	
C 61 4_217.4	217.4	12.9	1600	2.4	3020	16000	6.4	1600	1.2	3500	16000	
C 61 4_238.3	238.3	11.7	1600	2.2	3060	16000	5.9	1600	1.1	3500	16000	
C 61 4_275.3	275.3	10.2	1600	1.9	3100	16000	5.1	1600	0.94	3500	16000	
C 61 4_301.7	301.7	9.3	1600	1.7	3130	16000	4.6	1600	0.85	3500	16000	
C 61 4_337.7	337.7	8.3	1600	1.5	3160	16000	4.1	1600	0.76	3500	16000	
C 61 4_370.1	370.1	7.6	1600	1.4	3180	16000	3.8	1600	0.70	3500	16000	
C 61 4_421.5	421.5	6.6	1600	1.2	3200	16000	3.3	1600	0.61	3500	16000	
C 61 4_462.0	462.0	6.1	1600	1.1	3220	16000	3.0	1600	0.56	3500	16000	
C 61 4_521.1	521.1	5.4	1600	0.99	3240	16000	2.7	1600	0.49	3500	16000	
C 61 4_571.2	571.2	4.9	1600	0.90	3250	16000	2.5	1600	0.45	3500	16000	
C 61 4_610.1	610.1	4.6	1600	0.84	3260	16000	2.3	1600	0.42	3500	16000	
C 61 4_668.8	668.8	4.2	1600	0.77	3280	16000	2.1	1600	0.39	3500	16000	
C 61 4_726.3	726.3	3.9	1600	0.71	3290	16000	1.9	1600	0.35	3500	16000	
C 61 4_796.1	796.1	3.5	1600	0.65	3300	16000	1.8	1600	0.32	3500	16000	

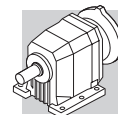
(—) Interpellare il ns. servizio tecnico comunicando i dati relativi al carico radiale (senso di rotazione, orientamento, posizione)



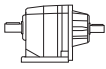

C 61

1600 Nm

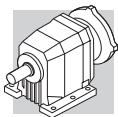
	i	n ₁ = 900 min ⁻¹					n ₁ = 500 min ⁻¹					
		n ₂ min ⁻¹	M _{n2} Nm	P _{n1} kW	R _{n1} N	R _{n2} N	n ₂ min ⁻¹	M _{n2} Nm	P _{n1} kW	R _{n1} N	R _{n2} N	
C 61 2_2.8	2.8	321	565	20	2840	7150	179	665	13.1	4050	8790	169
C 61 2_3.7	3.7	243	625	16.8	3000	7800	135	665	9.9	4700	9860	
C 61 2_4.6	4.6	196	665	14.3	3170	8380	109	665	8.0	4700	10760	
C 61 2_6.0	6.0	150	665	11.0	4120	9440	83	665	6.1	4700	12000	
C 61 2_6.7	6.7	134	1350	20	2850	8050	75	1350	11.1	4700	10800	
C 61 2_7.5	7.5	120	1350	17.9	4010	8560	67	1350	9.9	4700	11400	
C 61 2_8.8	8.8	102	1350	15.2	4070	9240	57	1350	8.5	4700	12200	
C 61 2_9.8	9.8	92	1350	13.7	4310	9790	51	1350	7.6	4700	12900	
C 61 2_10.9	10.9	83	1350	12.3	4270	10200	46	1350	6.8	4700	13400	
C 61 2_12.1	12.1	74	1350	11.1	4480	10800	41	1350	6.1	4700	14100	
C 61 2_14.3	14.3	63	1350	9.4	4470	11600	35	1350	5.2	4700	15100	
C 61 2_15.9	15.9	57	1350	8.4	4660	12300	31	1350	4.7	4700	15900	
C 61 2_17.7	17.7	51	1350	7.6	4580	12800	28.2	1350	4.2	4700	16000	
C 61 2_19.6	19.6	46	1350	6.8	4700	13500	25.5	1350	3.8	4700	16000	
C 61 2_22.4	22.4	40	1350	6.0	4690	14200	22.3	1350	3.3	4700	16000	
C 61 2_24.8	24.8	36	1350	5.4	4700	14900	20.2	1350	3.0	4700	16000	
C 61 2_27.4	27.4	33	1350	4.9	4700	15500	18.2	1350	2.7	4700	16000	
C 61 2_30.4	30.4	29.6	1350	4.4	4700	16000	16.4	1350	2.4	4700	16000	
C 61 2_34.2	34.2	26.3	1265	3.7	4700	16000	14.6	1325	2.1	4700	16000	
C 61 2_38.0	38.0	23.7	1350	3.5	4700	16000	13.2	1350	2.0	4700	16000	
C 61 3_26.8	26.8	34	1600	6.0	4700	14500	18.7	1600	3.4	4700	16000	
C 61 3_29.4	29.4	31	1600	5.5	4700	15200	17.0	1600	3.1	4700	16000	
C 61 3_33.0	33.0	27.3	1600	4.9	4700	15900	15.2	1600	2.7	4700	16000	
C 61 3_36.1	36.1	24.9	1600	4.5	4700	16000	13.9	1600	2.5	4700	16000	
C 61 3_43.4	43.4	20.7	1600	3.7	4700	16000	11.5	1600	2.1	4700	16000	
C 61 3_47.6	47.6	18.9	1600	3.4	4700	16000	10.5	1600	1.9	4700	16000	
C 61 3_53.5	53.5	16.8	1600	3.0	4700	16000	9.3	1600	1.7	4700	16000	
C 61 3_58.6	58.6	15.4	1600	2.8	4700	16000	8.5	1600	1.5	4700	16000	
C 61 3_67.7	67.7	13.3	1600	2.4	4700	16000	7.4	1600	1.3	4700	16000	
C 61 3_74.2	74.2	12.1	1600	2.2	4700	16000	6.7	1600	1.2	4700	16000	
C 61 3_83.0	83.0	10.8	1600	2.0	4700	16000	6.0	1600	1.1	4700	16000	
C 61 3_91.0	91.0	9.9	1600	1.8	4700	16000	5.5	1600	0.99	4700	16000	
C 61 3_103.6	103.6	8.7	1600	1.6	4700	16000	4.8	1600	0.87	4700	16000	
C 61 3_113.6	113.6	7.9	1600	1.4	4700	16000	4.4	1600	0.79	4700	16000	
C 61 3_128.1	128.1	7.0	1600	1.3	4700	16000	3.9	1600	0.70	4700	16000	
C 61 3_140.5	140.5	6.4	1600	1.2	4700	16000	3.6	1600	0.64	4700	16000	
C 61 3_150.0	150.0	6.0	1600	1.1	4700	16000	3.3	1600	0.60	4700	16000	
C 61 3_164.5	164.5	5.5	1600	0.99	4700	16000	3.0	1600	0.55	4700	16000	
C 61 3_178.6	178.6	5.0	1600	0.91	4700	16000	2.8	1600	0.50	4700	16000	
C 61 3_195.8	195.8	4.6	1600	0.83	4700	16000	2.6	1600	0.46	4700	16000	
C 61 4_217.4	217.4	4.1	1600	0.76	3500	16000	2.3	1600	0.42	3500	16000	
C 61 4_238.3	238.3	3.8	1600	0.70	3500	16000	2.1	1600	0.39	3500	16000	
C 61 4_275.3	275.3	3.3	1600	0.60	3500	16000	1.8	1600	0.33	3500	16000	
C 61 4_301.7	301.7	3.0	1600	0.55	3500	16000	1.7	1600	0.31	3500	16000	
C 61 4_337.7	337.7	2.7	1600	0.49	3500	16000	1.5	1600	0.27	3500	16000	
C 61 4_370.1	370.1	2.4	1600	0.45	3500	16000	1.4	1600	0.25	3500	16000	
C 61 4_421.5	421.5	2.1	1600	0.39	3500	16000	1.2	1600	0.22	3500	16000	
C 61 4_462.0	462.0	1.9	1600	0.36	3500	16000	1.1	1600	0.20	3500	16000	
C 61 4_521.1	521.1	1.7	1600	0.32	3500	16000	1.0	1600	0.18	3500	16000	
C 61 4_571.2	571.2	1.6	1600	0.29	3500	16000	0.88	1600	0.16	3500	16000	
C 61 4_610.1	610.1	1.5	1600	0.27	3500	16000	0.82	1600	0.15	3500	16000	
C 61 4_668.8	668.8	1.3	1600	0.25	3500	16000	0.75	1600	0.14	3500	16000	
C 61 4_726.3	726.3	1.2	1600	0.23	3500	16000	0.69	1600	0.13	3500	16000	
C 61 4_796.1	796.1	1.1	1600	0.21	3500	16000	0.63	1600	0.12	3500	16000	



C 70 2300 Nm

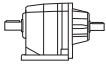

	i	$n_1 = 2800 \text{ min}^{-1}$					$n_1 = 1400 \text{ min}^{-1}$					
		n_2 min ⁻¹	M_{n2} Nm	P_{n1} kW	R_{n1} N	R_{n2} N	n_2 min ⁻¹	M_{n2} Nm	P_{n1} kW	R_{n1} N	R_{n2} N	
C 70 2_4.6	4.6	613	1400	95	—	5590	306	1700	57	—	7100	172
C 70 2_5.9	5.9	479	1550	82	—	5610	239	1900	50	—	6990	
C 70 2_6.3	6.3	448	1600	79	1980	6570	224	1950	48	2630	8250	
C 70 2_7.5	7.5	375	1550	64	—	7130	188	1950	40	—	8400	
C 70 2_8.0	8.0	350	1750	68	1760	6840	175	2100	41	2670	8880	
C 70 2_9.5	9.5	294	1600	52	770	8260	147	2000	32	620	9910	
C 70 2_10.2	10.2	274	1900	57	2000	7200	137	2100	32	4470	10800	
C 70 2_11.2	11.2	250	1600	44	1130	9350	125	2000	28	1070	11300	
C 70 2_13.0	13.0	215	2050	49	1860	7700	107	2100	25	5600	12900	
C 70 2_14.1	14.1	199	1700	37	1100	10100	99	2100	23	1280	12400	
C 70 2_15.3	15.3	183	2100	42	1810	8540	91	2100	21	5860	14300	
C 70 2_16.7	16.7	168	1700	31	1570	11400	84	2050	18.9	2350	14300	
C 70 2_19.3	19.3	145	2100	34	2730	10400	73	2100	16.8	6000	16300	
C 70 2_22.9	22.9	123	2100	28	3160	11800	61	2100	14.2	6060	18000	
C 70 2_27.7	27.7	101	2100	23	3570	13400	51	2100	11.7	6120	19900	
C 70 2_34.7	34.7	81	2100	18.7	3960	15400	40	2100	9.3	6180	22200	
C 70 3_41.3	41.3	68	1900	14.5	5670	18400	34	2300	8.8	7000	22800	
C 70 3_44.7	44.7	63	1900	13.4	5700	19100	31	2300	8.1	7000	23800	
C 70 3_52.2	52.2	54	2050	12.4	5680	19600	26.8	2300	7.0	7000	25000	
C 70 3_56.5	56.5	50	2050	11.4	5710	20400	24.8	2300	6.4	7000	25000	
C 70 3_65.9	65.9	43	2200	10.5	5670	21000	21.3	2300	5.5	7000	25000	
C 70 3_71.3	71.3	39	2200	9.7	5710	21900	19.6	2300	5.1	7000	25000	
C 70 3_81.4	81.4	34	2300	8.9	5680	22700	17.2	2300	4.5	7000	25000	
C 70 3_88.2	88.2	32	2300	8.2	5710	23600	15.9	2300	4.1	7000	25000	
C 70 3_103.8	103.8	27.0	2300	7.0	5700	25000	13.5	2300	3.5	7000	25000	
C 70 3_112.4	112.4	24.9	2300	6.4	5740	25000	12.5	2300	3.2	7000	25000	
C 70 3_126.8	126.8	22.1	2300	5.7	5720	25000	11.0	2300	2.9	7000	25000	
C 70 3_137.4	137.4	20.4	2300	5.3	5750	25000	10.2	2300	2.6	7000	25000	
C 70 3_150.3	150.3	18.6	2300	4.8	5730	25000	9.3	2300	2.4	7000	25000	
C 70 3_162.8	162.8	17.2	2300	4.5	5760	25000	8.6	2300	2.2	7000	25000	
C 70 3_179.2	179.2	15.6	2300	4.0	5740	25000	7.8	2300	2.0	7000	25000	
C 70 3_194.1	194.1	14.4	2300	3.7	5770	25000	7.2	2300	1.9	7000	25000	
C 70 3_220.9	220.9	12.7	2250	3.2	5750	25000	6.3	2250	1.6	7000	25000	
C 70 3_239.3	239.3	11.7	2300	3.0	5770	25000	5.8	2300	1.5	7000	25000	
C 70 4_251.3	251.3	11.1	2300	2.9	2000	25000	5.6	2300	1.5	2620	25000	
C 70 4_272.2	272.2	10.3	2300	2.7	2030	25000	5.1	2300	1.4	2650	25000	
C 70 4_317.9	317.9	8.8	2300	2.3	2030	25000	4.4	2300	1.2	2650	25000	
C 70 4_344.3	344.3	8.1	2300	2.2	2050	25000	4.1	2300	1.1	2670	25000	
C 70 4_409.4	409.4	6.8	2300	1.8	2050	25000	3.4	2300	0.90	2670	25000	
C 70 4_443.5	443.5	6.3	2300	1.7	2070	25000	3.2	2300	0.80	2700	25000	
C 70 4_512.0	512.0	5.5	2300	1.4	2070	25000	2.7	2300	0.70	2680	25000	
C 70 4_554.7	554.7	5.0	2300	1.3	2090	25000	2.5	2300	0.70	2710	25000	
C 70 4_606.8	606.8	4.6	2300	1.2	2080	25000	2.3	2300	0.60	2700	25000	
C 70 4_657.3	657.3	4.3	2300	1.1	2100	25000	2.1	2300	0.60	2720	25000	
C 70 4_736.0	736.0	3.8	2300	1.0	2090	25000	1.9	2300	0.50	2700	25000	
C 70 4_797.3	797.3	3.5	2300	0.90	2110	25000	1.8	2300	0.50	2720	25000	
C 70 4_922.6	922.6	3.0	2300	0.80	2100	25000	1.5	2300	0.40	2710	25000	
C 70 4_999.5	999.5	2.8	2300	0.70	2110	25000	1.4	2300	0.40	2730	25000	
C 70 4_1069	1069	2.6	2300	0.70	2100	25000	1.3	2300	0.30	2720	25000	
C 70 4_1158	1158	2.4	2300	0.60	2100	25000	1.2	2300	0.30	2800	25000	
C 70 4_1362	1362	2.1	2300	0.50	2100	25000	1.0	2300	0.30	2800	25000	
C 70 4_1476	1476	1.9	2300	0.50	2100	25000	0.90	2300	0.30	2800	25000	

(—) Interpellare il ns. servizio tecnico comunicando i dati relativi al carico radiale (senso di rotazione, orientamento, posizione)



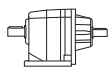

C 70

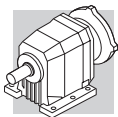
2300 Nm

	i	n ₁ = 900 min ⁻¹					n ₁ = 500 min ⁻¹					
		n ₂ min ⁻¹	M _{n2} Nm	P _{n1} kW	R _{n1} N	R _{n2} N	n ₂ min ⁻¹	M _{n2} Nm	P _{n1} kW	R _{n1} N	R _{n2} N	
C 70 2_4.6	4.6	197	1800	39	650	9360	109	1800	22	5500	13900	
C 70 2_5.9	5.9	154	1950	33	560	9980	85	2150	20	2890	13400	
C 70 2_6.3	6.3	144	2100	33	4260	10400	80	2100	18.5	7000	15500	
C 70 2_7.5	7.5	121	2100	28	1120	10800	67	2150	15.9	5400	15600	
C 70 2_8.0	8.0	113	2100	26	5800	12500	63	2100	14.5	7000	17800	
C 70 2_9.5	9.5	95	2150	22	2140	12400	53	2150	12.4	6990	18100	
C 70 2_10.2	10.2	88	2100	20	6870	14600	49	2100	11.3	7000	20200	
C 70 2_11.2	11.2	80	2150	19.0	2620	14000	45	2150	10.6	7000	19800	
C 70 2_13.0	13.0	69	2100	16.0	7000	16900	38	2100	8.9	7000	22800	
C 70 2_14.1	14.1	64	2150	15.1	3900	16000	35	2150	8.4	7000	22300	
C 70 2_15.3	15.3	59	2100	13.6	7000	18400	33	2100	7.5	7000	24600	
C 70 2_16.7	16.7	54	2050	12.2	5470	18500	29.9	2050	6.8	7000	25000	
C 70 2_19.3	19.3	47	2100	10.8	7000	20700	25.9	2100	6.0	7000	25000	
C 70 2_22.9	22.9	39	2100	9.1	7000	22500	21.9	2100	5.1	7000	25000	
C 70 2_27.7	27.7	32	2100	7.5	7000	24600	18.0	2100	4.2	7000	25000	
C 70 2_34.7	34.7	25.9	2100	6.0	7000	25000	14.4	2100	3.3	7000	25000	
C 70 3_41.3	41.3	21.8	2300	5.6	7000	25000	12.1	2300	3.1	7000	25000	
C 70 3_44.7	44.7	20.1	2300	5.2	7000	25000	11.2	2300	2.9	7000	25000	
C 70 3_52.2	52.2	17.3	2300	4.5	7000	25000	9.6	2300	2.5	7000	25000	
C 70 3_56.5	56.5	15.9	2300	4.1	7000	25000	8.8	2300	2.3	7000	25000	
C 70 3_65.9	65.9	13.7	2300	3.5	7000	25000	7.6	2300	2.0	7000	25000	
C 70 3_71.3	71.3	12.6	2300	3.3	7000	25000	7.0	2300	1.8	7000	25000	
C 70 3_81.4	81.4	11.1	2300	2.9	7000	25000	6.1	2300	1.6	7000	25000	
C 70 3_88.2	88.2	10.2	2300	2.6	7000	25000	5.7	2300	1.5	7000	25000	
C 70 3_103.8	103.8	8.7	2300	2.2	7000	25000	4.8	2300	1.2	7000	25000	
C 70 3_112.4	112.4	8.0	2300	2.1	7000	25000	4.4	2300	1.2	7000	25000	
C 70 3_126.8	126.8	7.1	2300	1.8	7000	25000	3.9	2300	1.0	7000	25000	
C 70 3_137.4	137.4	6.6	2300	1.7	7000	25000	3.6	2300	0.90	7000	25000	
C 70 3_150.3	150.3	6.0	2300	1.6	7000	25000	3.3	2300	0.90	7000	25000	
C 70 3_162.8	162.8	5.5	2300	1.4	7000	25000	3.1	2300	0.80	7000	25000	
C 70 3_179.2	179.2	5.0	2300	1.3	7000	25000	2.8	2300	0.70	7000	25000	
C 70 3_194.1	194.1	4.6	2300	1.2	7000	25000	2.6	2300	0.70	7000	25000	
C 70 3_220.9	220.9	4.1	2250	1.0	7000	25000	2.3	2250	0.60	7000	25000	
C 70 3_239.3	239.3	3.8	2300	1.0	7000	25000	2.1	2300	0.50	7000	25000	
C 70 4_251.3	251.3	3.6	2300	0.90	2000	25000	2.0	2300	0.50	2620	25000	
C 70 4_272.2	272.2	3.3	2300	0.90	2030	25000	1.8	2300	0.50	2650	25000	
C 70 4_317.9	317.9	2.8	2300	0.70	2030	25000	1.6	2300	0.40	2650	25000	
C 70 4_344.3	344.3	2.6	2300	0.70	2050	25000	1.5	2300	0.40	2670	25000	
C 70 4_409.4	409.4	2.2	2300	0.60	2050	25000	1.2	2300	0.30	2670	25000	
C 70 4_443.5	443.5	2.0	2300	0.50	2070	25000	1.1	2300	0.30	2700	25000	
C 70 4_512.0	512.0	1.8	2300	0.50	2070	25000	1.0	2300	0.30	2680	25000	
C 70 4_554.7	554.7	1.6	2300	0.40	2090	25000	0.90	2300	0.20	2710	25000	
C 70 4_606.8	606.8	1.5	2300	0.40	2080	25000	0.80	2300	0.20	2700	25000	
C 70 4_657.3	657.3	1.4	2300	0.40	2100	25000	0.80	2300	0.20	2720	25000	
C 70 4_736.0	736.0	1.2	2300	0.30	2090	25000	0.70	2300	0.20	2700	25000	
C 70 4_797.3	797.3	1.1	2300	0.30	2110	25000	0.60	2300	0.20	2720	25000	
C 70 4_922.6	922.6	1.0	2300	0.30	2100	25000	0.50	2300	0.10	2710	25000	
C 70 4_999.5	999.5	0.90	2300	0.20	2110	25000	0.50	2300	0.10	2730	25000	
C 70 4_1069	1069	0.80	2300	0.20	2100	25000	0.50	2300	0.10	2720	25000	
C 70 4_1158	1158	0.80	2300	0.20	2100	25000	0.40	2300	0.10	2800	25000	
C 70 4_1362	1362	0.70	2300	0.20	2100	25000	0.40	2300	0.10	2800	25000	
C 70 4_1476	1476	0.60	2300	0.20	2100	25000	0.30	2300	0.10	2800	25000	



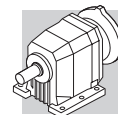
C 80 4000 Nm

	i	n ₁ = 2800 min ⁻¹					n ₁ = 1400 min ⁻¹					
		n ₂ min ⁻¹	M _{n2} Nm	P _{n1} kW	R _{n1} N	R _{n2} N	n ₂ min ⁻¹	M _{n2} Nm	P _{n1} kW	R _{n1} N	R _{n2} N	
C 80 2_5.6	5.6	496	2400	131	370	10900	248	3100	85	690	12300	175
C 80 2_6.1	6.1	458	2450	124	890	11000	229	3150	80	1380	12700	
C 80 2_7.0	7.0	398	2650	116	350	11000	199	3350	73	910	12900	
C 80 2_7.6	7.6	367	2700	109	890	11300	183	3400	69	1600	13300	
C 80 2_8.9	8.9	316	2800	98	420	12100	158	3500	61	1120	14500	
C 80 2_9.6	9.6	292	3000	96	520	11300	146	3700	59	1380	13900	
C 80 2_11.1	11.1	252	2800	78	1110	14200	126	3500	49	1950	17100	
C 80 2_12.0	12.0	233	3000	77	1200	13500	116	3700	48	2190	16600	
C 80 2_13.8	13.8	203	2800	63	1420	16400	102	3500	39	2330	19800	
C 80 2_14.9	14.9	188	3000	62	1510	15800	94	3700	38	2560	19300	
C 80 2_16.7	16.7	168	2800	52	1840	18500	84	3500	32	2840	22300	
C 80 2_18.1	18.1	155	3000	50	1930	17900	78	3700	32	3060	22000	
C 80 2_20.5	20.5	136	2850	43	2000	20500	68	3550	27	3060	24800	
C 80 2_22.2	22.2	126	3000	42	2210	20300	63	3700	26	3400	24900	
C 80 2_24.0	24.0	117	2850	37	2090	22400	58	3550	23	3180	27000	
C 80 2_25.9	25.9	108	3000	36	2300	22300	54	3700	22	3510	27200	
C 80 2_31.3	31.3	89	3000	30	2480	24700	45	3700	18.2	3730	30000	
C 80 2_39.1	39.1	72	2500	19.7	3820	31000	36	3200	12.6	5060	35000	
C 80 3_43.5	43.5	64	3100	23	5610	28700	32	3800	13.8	7000	34800	
C 80 3_47.4	47.4	59	3100	21	5660	30000	29.5	3800	12.6	7000	35000	
C 80 3_57.3	57.3	49	3400	18.7	5620	30500	24.4	4000	11.0	7000	35000	
C 80 3_62.5	62.5	45	3400	17.1	5670	31800	22.4	4000	10.1	7000	35000	
C 80 3_70.5	70.5	40	3650	16.3	5620	32200	19.9	4000	8.9	7000	35000	
C 80 3_76.9	76.9	36	3600	14.8	5670	33900	18.2	4000	8.2	7000	35000	
C 80 3_89.3	89.3	31	3900	13.8	5620	34700	15.7	4000	7.1	7000	35000	
C 80 3_97.4	97.4	28.7	3900	12.6	5670	35000	14.4	4000	6.5	7000	35000	
C 80 3_109.5	109.5	25.5	4000	11.5	5630	35000	12.8	4000	5.8	7000	35000	
C 80 3_119.5	119.5	23.4	4000	10.6	5680	35000	11.7	4000	5.3	7000	35000	
C 80 3_136.7	136.7	20.5	4000	9.2	5660	35000	10.2	4000	4.6	7000	35000	
C 80 3_149.1	149.1	18.8	4000	8.5	5700	35000	9.4	4000	4.2	7000	35000	
C 80 3_169.0	169.0	16.6	4000	7.5	5680	35000	8.3	4000	3.7	7000	35000	
C 80 3_184.4	184.4	15.2	4000	6.8	5720	35000	7.6	4000	3.4	7000	35000	
C 80 3_197.9	197.9	14.2	3800	6.1	5710	35000	7.1	3800	3.0	7000	35000	
C 80 3_215.8	215.8	13.0	4000	5.8	5730	35000	6.5	4000	2.9	7000	35000	
C 80 4_261.9	261.9	10.7	4000	4.9	1850	35000	5.3	4000	2.5	2470	35000	
C 80 4_285.7	285.7	9.8	4000	4.5	1890	35000	4.9	4000	2.3	2510	35000	
C 80 4_334.3	334.3	8.4	4000	3.9	1880	35000	4.2	4000	1.9	2500	35000	
C 80 4_364.7	364.7	7.7	4000	3.5	1920	35000	3.8	4000	1.8	2540	35000	
C 80 4_417.5	417.5	6.7	4000	3.1	1910	35000	3.4	4000	1.5	2530	35000	
C 80 4_455.4	455.4	6.1	4000	2.8	1950	35000	3.1	4000	1.4	2570	35000	
C 80 4_529.3	529.3	5.3	4000	2.4	1940	35000	2.6	4000	1.2	2550	35000	
C 80 4_577.4	577.4	4.8	4000	2.2	1970	35000	2.4	4000	1.1	2590	35000	
C 80 4_664.3	664.3	4.2	4000	1.9	1960	35000	2.1	4000	1.0	2570	35000	
C 80 4_724.7	724.7	3.9	4000	1.8	1990	35000	1.9	4000	0.90	2610	35000	
C 80 4_783.4	783.4	3.6	4000	1.6	1970	35000	1.8	4000	0.80	2590	35000	
C 80 4_854.6	854.6	3.3	4000	1.5	2000	35000	1.6	4000	0.80	2620	35000	
C 80 4_945.7	945.7	3.0	4000	1.4	1980	35000	1.5	4000	0.70	2600	35000	
C 80 4_1032	1032	2.7	4000	1.2	2010	35000	1.4	4000	0.60	2630	35000	
C 80 4_1168	1168	2.4	4000	1.1	1980	35000	1.2	4000	0.60	2600	35000	
C 80 4_1274	1274	2.2	4000	1.0	2020	35000	1.1	4000	0.50	2640	35000	
C 80 4_1358	1358	2.1	4000	0.90	1990	35000	1.0	4000	0.50	2610	35000	
C 80 4_1481	1481	1.9	4000	0.90	2030	35000	0.90	4000	0.40	2640	35000	

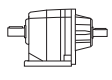



C 80 4000 Nm

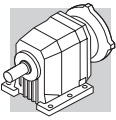
	i	$n_1 = 900 \text{ min}^{-1}$					$n_1 = 500 \text{ min}^{-1}$					
		n_2 min ⁻¹	M_{n2} Nm	P_{n1} kW	R_{n1} N	R_{n2} N	n_2 min ⁻¹	M_{n2} Nm	P_{n1} kW	R_{n1} N	R_{n2} N	
C 80 2_5.6	5.6	160	3500	62	1480	14400	89	3500	34	4970	21600	175
C 80 2_6.1	6.1	147	3600	58	2100	14400	82	3700	33	5270	21200	
C 80 2_7.0	7.0	128	3500	49	2630	17000	71	3500	27	6130	24600	
C 80 2_7.6	7.6	118	3650	47	3060	16800	66	3650	26	6550	24600	
C 80 2_8.9	8.9	102	3500	39	3330	19900	56	3500	22	6800	27800	
C 80 2_9.6	9.6	94	3700	38	3590	19400	52	3700	21	7000	27700	
C 80 2_11.1	11.1	81	3500	31	4160	22800	45	3500	17.4	7000	31200	
C 80 2_12.0	12.0	75	3700	31	4400	22500	42	3700	17.0	7000	31200	
C 80 2_13.8	13.8	65	3500	25	4540	25700	36	3500	14.0	7000	34700	
C 80 2_14.9	14.9	60	3700	25	4770	25500	34	3700	13.7	7000	34700	
C 80 2_16.7	16.7	54	3500	21	5050	28500	30	3500	11.6	7000	35000	
C 80 2_18.1	18.1	50	3700	20	5280	28400	27.7	3700	11.3	7000	35000	
C 80 2_20.5	20.5	44	3550	17.2	5270	31400	24.4	3550	9.5	7000	35000	
C 80 2_22.2	22.2	40	3700	16.5	5610	31600	22.5	3700	9.2	7000	35000	
C 80 2_24.0	24.0	38	3550	14.7	5390	33800	20.9	3550	8.2	7000	35000	
C 80 2_25.9	25.9	35	3700	14.1	5730	34200	19.3	3700	7.9	7000	35000	
C 80 2_31.3	31.3	28.7	3700	11.7	5940	35000	16.0	3700	6.5	7000	35000	
C 80 2_39.1	39.1	23.0	3200	8.1	7000	35000	12.8	3200	4.5	7000	35000	
C 80 3_43.5	43.5	20.7	4000	9.3	7000	35000	11.5	4000	5.2	7000	35000	
C 80 3_47.4	47.4	19.0	4000	8.5	7000	35000	10.5	4000	4.7	7000	35000	
C 80 3_57.3	57.3	15.7	4000	7.1	7000	35000	8.7	4000	3.9	7000	35000	
C 80 3_62.5	62.5	14.4	4000	6.5	7000	35000	8.0	4000	3.6	7000	35000	
C 80 3_70.5	70.5	12.8	4000	5.7	7000	35000	7.1	4000	3.2	7000	35000	
C 80 3_76.9	76.9	11.7	4000	5.3	7000	35000	6.5	4000	2.9	7000	35000	
C 80 3_89.3	89.3	10.1	4000	4.5	7000	35000	5.6	4000	2.5	7000	35000	
C 80 3_97.4	97.4	9.2	4000	4.2	7000	35000	5.1	4000	2.3	7000	35000	
C 80 3_109.5	109.5	8.2	4000	3.7	7000	35000	4.6	4000	2.1	7000	35000	
C 80 3_119.5	119.5	7.5	4000	3.4	7000	35000	4.2	4000	1.9	7000	35000	
C 80 3_136.7	136.7	6.6	4000	3.0	7000	35000	3.7	4000	1.6	7000	35000	
C 80 3_149.1	149.1	6.0	4000	2.7	7000	35000	3.4	4000	1.5	7000	35000	
C 80 3_169.0	169.0	5.3	4000	2.4	7000	35000	3.0	4000	1.3	7000	35000	
C 80 3_184.4	184.4	4.9	4000	2.2	7000	35000	2.7	4000	1.2	7000	35000	
C 80 3_197.9	197.9	4.5	3800	1.9	7000	35000	2.5	3800	1.1	7000	35000	
C 80 3_215.8	215.8	4.2	4000	1.9	7000	35000	2.3	4000	1.0	7000	35000	
C 80 4_261.9	261.9	3.4	4000	1.6	2950	35000	1.9	4000	0.90	3500	35000	
C 80 4_285.7	285.7	3.2	4000	1.4	2990	35000	1.8	4000	0.80	3500	35000	
C 80 4_334.3	334.3	2.7	4000	1.2	2980	35000	1.5	4000	0.70	3500	35000	
C 80 4_364.7	364.7	2.5	4000	1.1	3020	35000	1.4	4000	0.60	3500	35000	
C 80 4_417.5	417.5	2.2	4000	1.0	3000	35000	1.2	4000	0.60	3500	35000	
C 80 4_455.4	455.4	2.0	4000	0.90	3050	35000	1.1	4000	0.50	3500	35000	
C 80 4_529.3	529.3	1.7	4000	0.80	3030	35000	0.90	4000	0.40	3500	35000	
C 80 4_577.4	577.4	1.6	4000	0.70	3070	35000	0.90	4000	0.40	3500	35000	
C 80 4_664.3	664.3	1.4	4000	0.60	3050	35000	0.80	4000	0.30	3500	35000	
C 80 4_724.7	724.7	1.2	4000	0.60	3090	35000	0.70	4000	0.30	3500	35000	
C 80 4_783.4	783.4	1.1	4000	0.50	3060	35000	0.60	4000	0.30	3500	35000	
C 80 4_854.6	854.6	1.1	4000	0.50	3100	35000	0.60	4000	0.30	3500	35000	
C 80 4_945.7	945.7	1.0	4000	0.40	3070	35000	0.50	4000	0.20	3500	35000	
C 80 4_1032	1032	0.90	4000	0.40	3110	35000	0.50	4000	0.20	3500	35000	
C 80 4_1168	1168	0.80	4000	0.40	3080	35000	0.40	4000	0.20	3500	35000	
C 80 4_1274	1274	0.70	4000	0.30	3110	35000	0.40	4000	0.20	3500	35000	
C 80 4_1358	1358	0.70	4000	0.30	3090	35000	0.40	4000	0.20	3500	35000	
C 80 4_1481	1481	0.60	4000	0.30	3120	35000	0.30	4000	0.20	3500	35000	



C 90 7200 Nm

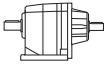

	i	n ₁ = 2800 min ⁻¹					n ₁ = 1400 min ⁻¹					
		n ₂ min ⁻¹	M _{n2} Nm	P _{n1} kW	R _{n1} N	R _{n2} N	n ₂ min ⁻¹	M _{n2} Nm	P _{n1} kW	R _{n1} N	R _{n2} N	
C 90 2_5.2	5.2	542	3500	209	1700	12800	271	4300	128	2170	15800	178
C 90 2_5.6	5.6	500	3600	198	3240	12800	250	4400	121	4250	16000	
C 90 2_6.8	6.8	414	3850	176	1860	13400	207	4750	108	2210	16400	
C 90 2_7.3	7.3	383	3950	167	3470	13500	191	4850	102	4360	16700	
C 90 2_8.3	8.3	336	4150	154	2010	13800	168	5100	94	2540	17100	
C 90 2_9.0	9.0	310	4250	145	3660	14000	155	5200	89	4720	17500	
C 90 2_10.4	10.4	270	4500	134	990	14200	135	5550	83	1150	17400	
C 90 2_11.2	11.2	249	4600	126	2750	14400	125	5650	78	3460	17800	
C 90 2_12.8	12.8	219	4850	117	580	14700	109	5950	72	840	18200	
C 90 2_13.9	13.9	202	4900	109	2700	15300	101	6050	67	3220	18700	
C 90 2_16.0	16.0	175	5050	98	690	16800	88	6200	60	950	20800	
C 90 2_17.3	17.3	162	5300	94	1670	15900	81	6500	58	2200	19800	
C 90 2_18.7	18.7	150	5050	83	1140	19600	75	6200	51	1500	24300	
C 90 2_20.2	20.2	138	5400	82	1540	17900	69	6600	50	2160	22500	
C 90 2_22.9	22.9	122	5050	68	2110	22400	61	6200	42	2700	27600	
C 90 2_24.8	24.8	113	5400	67	2500	21900	56	6600	41	3340	27300	
C 90 2_27.2	27.2	103	4500	51	6160	26000	52	5500	31	7820	32200	
C 90 2_29.4	29.4	95	4800	50	6560	26000	48	5900	31	8130	32000	
C 90 2_35.1	35.1	80	4400	39	8090	29400	40	5400	24	11100	36300	
C 90 3_39.4	39.4	71	6350	51	10800	23900	36	7100	28	13700	32900	
C 90 3_43.0	43.0	65	6500	48	10800	24700	33	7200	26	13800	34000	
C 90 3_50.3	50.3	56	6800	43	10800	26000	27.8	7100	22	13800	37000	
C 90 3_54.9	54.9	51	7000	40	10900	26500	25.5	7200	21	13900	38300	
C 90 3_59.2	59.2	47	7100	38	10800	27700	23.6	7100	18.9	13900	40000	
C 90 3_64.6	64.6	43	7200	35	10900	29100	21.7	7200	17.6	14000	41300	
C 90 3_74.4	74.4	38	7100	30	10900	31900	18.8	7100	15.0	14000	44400	
C 90 3_81.2	81.2	34	7200	28	10900	33000	17.2	7200	14.0	14100	45900	
C 90 3_88.2	88.2	32	7100	25	11000	34800	15.9	7100	12.7	14000	47900	
C 90 3_96.2	96.2	29.1	7200	24	11000	35900	14.5	7200	11.8	14100	49400	
C 90 3_107.0	107.0	26.2	7100	21	11000	38100	13.1	7100	10.5	14100	52100	
C 90 3_116.7	116.7	24.0	7200	19.4	11000	39400	12.0	7200	9.7	14100	53700	
C 90 3_134.1	134.1	20.9	7100	16.7	11000	42400	10.4	7100	8.3	14100	57300	
C 90 3_146.3	146.3	19.1	7200	15.5	11000	43800	9.6	7200	7.8	14200	59000	
C 90 3_157.8	157.8	17.7	7100	14.2	11000	45600	8.9	7100	7.1	14100	60000	
C 90 3_172.1	172.1	16.3	7200	13.2	11000	47100	8.1	7200	6.6	14200	60000	
C 90 4_212.4	212.4	13.2	7200	10.9	—	60000	6.6	7200	5.5	1180	60000	
C 90 4_231.7	231.7	12.1	7200	10.0	—	60000	6.0	7200	5.0	1560	60000	
C 90 4_268.5	268.5	10.4	7200	8.6	—	60000	5.2	7200	4.3	1540	60000	
C 90 4_292.9	292.9	9.6	7200	7.9	—	60000	4.8	7200	4.0	1880	60000	
C 90 4_339.0	339.0	8.3	7200	6.8	—	60000	4.1	7200	3.4	1720	60000	
C 90 4_369.8	369.8	7.6	7200	6.3	—	60000	3.8	7200	3.1	2050	60000	
C 90 4_419.0	419.0	6.7	7200	5.5	—	60000	3.3	7200	2.8	1890	60000	
C 90 4_457.1	457.1	6.1	7200	5.1	—	60000	3.1	7200	2.5	2210	60000	
C 90 4_534.2	534.2	5.2	7200	4.3	—	60000	2.6	7200	2.2	2090	60000	
C 90 4_582.8	582.8	4.8	7200	4.0	—	60000	2.4	7200	2.0	2270	60000	
C 90 4_652.8	652.8	4.3	7200	3.6	—	60000	2.1	7200	1.8	2160	60000	
C 90 4_712.2	712.2	3.9	7200	3.3	—	60000	2.0	7200	1.6	2290	60000	
C 90 4_773.6	773.6	3.3	7200	3.0	—	60000	1.8	7200	1.5	2250	60000	
C 90 4_844.0	844.0	3.0	7200	2.7	—	60000	1.7	7200	1.4	2310	60000	
C 90 4_922.3	922.3	2.8	7200	2.5	—	60000	1.5	7200	1.3	2260	60000	
C 90 4_1006	1006	2.5	7200	2.3	—	60000	1.4	7200	1.2	2320	60000	
C 90 4_1137	1137	2.3	7200	2.0	—	60000	1.2	7200	1.0	2270	60000	
C 90 4_1240	1240	2.2	7200	1.9	—	60000	1.1	7200	0.90	2230	60000	

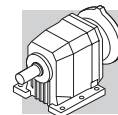
(—) Interpellare il ns. servizio tecnico comunicando i dati relativi al carico radiale (senso di rotazione, orientamento, posizione)



C 90

7200 Nm

	i	n ₁ = 900 min ⁻¹					n ₁ = 500 min ⁻¹					
		n ₂ min ⁻¹	M _{n2} Nm	P _{n1} kW	R _{n1} N	R _{n2} N	n ₂ min ⁻¹	M _{n2} Nm	P _{n1} kW	R _{n1} N	R _{n2} N	
C 90 2_5.2	5.2	174	4900	94	2560	18200	97	5850	62	3010	21600	178
C 90 2_5.6	5.6	161	5050	89	4640	18100	89	6000	59	5720	21800	
C 90 2_6.8	6.8	133	5450	80	2310	18500	74	6200	51	5130	24600	
C 90 2_7.3	7.3	123	5550	75	4890	18900	68	6550	49	6340	23200	
C 90 2_8.3	8.3	108	5850	70	2700	19300	60	6200	41	8870	27800	
C 90 2_9.0	9.0	100	5950	65	5300	19800	55	6600	40	9660	27600	
C 90 2_10.4	10.4	87	6200	59	2250	21000	48	6200	33	11000	31000	
C 90 2_11.2	11.2	80	6450	57	3960	20400	45	6600	32	11700	30800	
C 90 2_12.8	12.8	70	6250	48	4500	25300	39	6250	27	13200	34100	
C 90 2_13.9	13.9	65	6550	47	5830	24400	36	6550	26	14600	34300	
C 90 2_16.0	16.0	56	6200	38	6570	28700	31	6200	21	15000	38000	
C 90 2_17.3	17.3	52	6550	38	7530	28600	28.9	6550	21	15000	38100	
C 90 2_18.7	18.7	48	6200	33	7120	31000	26.7	6200	18.3	15000	40700	
C 90 2_20.2	20.2	44	6600	32	7780	30800	24.8	6600	18.0	15000	40700	
C 90 2_22.9	22.9	39	6200	27	8310	34200	21.8	6200	14.9	15000	44500	
C 90 2_24.8	24.8	36	6600	26	8950	34100	20.2	6600	14.6	15000	44600	
C 90 2_27.2	27.2	33	5500	20	13400	39200	18.4	5500	11.2	15000	50000	
C 90 2_29.4	29.4	31	5900	19.9	13700	39100	17.0	5900	11.0	15000	50200	
C 90 2_35.1	35.1	25.6	5400	15.3	14100	43800	14.2	5400	8.5	15000	55500	
C 90 3_39.4	39.4	22.8	7100	18.3	15000	40600	12.7	7100	10.1	15000	40600	
C 90 3_43.0	43.0	20.9	7200	17.0	15000	42000	11.6	7200	9.4	15000	42000	
C 90 3_50.3	50.3	17.9	7100	14.3	15000	45400	9.9	7100	7.9	15000	45400	
C 90 3_54.9	54.9	16.4	7200	13.3	15000	46900	9.1	7200	7.4	15000	46900	
C 90 3_59.2	59.2	15.2	7100	12.2	15000	48800	8.4	7100	6.8	15000	48800	
C 90 3_64.6	64.6	13.9	7200	11.3	15000	50400	7.7	7200	6.3	15000	50400	
C 90 3_74.4	74.4	12.1	7100	9.7	15000	53800	6.7	7100	5.4	15000	53800	
C 90 3_81.2	81.2	11.1	7200	9.0	15000	55500	6.2	7200	5.0	15000	55500	
C 90 3_88.2	88.2	10.2	7100	8.2	15000	57800	5.7	7100	4.5	15000	57800	
C 90 3_96.2	96.2	9.4	7200	7.6	15000	59600	5.2	7200	4.2	15000	59600	
C 90 3_107.0	107.0	8.4	7100	6.7	15000	60000	4.7	7100	3.7	15000	60000	
C 90 3_116.7	116.7	7.7	7200	6.3	15000	60000	4.3	7200	3.5	15000	60000	
C 90 3_134.1	134.1	6.7	7100	5.4	15000	60000	3.7	7100	3.0	15000	60000	
C 90 3_146.3	146.3	6.2	7200	5.0	15000	60000	3.4	7200	2.8	15000	60000	
C 90 3_157.8	157.8	5.7	7100	4.6	15000	60000	3.2	7100	2.5	15000	60000	
C 90 3_172.1	172.1	5.2	7200	4.2	15000	60000	2.9	7200	2.4	15000	60000	
C 90 4_212.4	212.4	4.2	7200	3.5	2090	60000	2.4	7200	2.0	3210	60000	
C 90 4_231.7	231.7	3.9	7200	3.2	2460	60000	2.2	7200	1.8	3290	60000	
C 90 4_268.5	268.5	3.4	7200	2.8	2440	60000	1.9	7200	1.5	3300	60000	
C 90 4_292.9	292.9	3.1	7200	2.5	2620	60000	1.7	7200	1.4	3370	60000	
C 90 4_339.0	339.0	2.7	7200	2.2	2590	60000	1.5	7200	1.2	3340	60000	
C 90 4_369.8	369.8	2.4	7200	2.0	2660	60000	1.4	7200	1.1	3420	60000	
C 90 4_419.0	419.0	2.1	7200	1.8	2630	60000	1.2	7200	1.0	3390	60000	
C 90 4_457.1	457.1	2.0	7200	1.6	2700	60000	1.1	7200	0.90	3460	60000	
C 90 4_534.2	534.2	1.7	7200	1.4	2680	60000	0.90	7200	0.80	3380	60000	
C 90 4_582.8	582.8	1.5	7200	1.3	2750	60000	0.90	7200	0.70	3500	60000	
C 90 4_652.8	652.8	1.4	7200	1.1	2700	60000	0.80	7200	0.60	3450	60000	
C 90 4_712.2	712.2	1.3	7200	1.0	2760	60000	0.70	7200	0.60	3500	60000	
C 90 4_773.6	773.6	1.2	7200	1.0	2720	60000	0.60	7200	0.50	3480	60000	
C 90 4_844.0	844.0	1.1	7200	0.90	2790	60000	0.60	7200	0.50	3500	60000	
C 90 4_922.3	922.3	1.0	7200	0.80	2730	60000	0.50	7200	0.40	3490	60000	
C 90 4_1006	1006	0.90	7200	0.70	2800	60000	0.50	7200	0.40	3500	60000	
C 90 4_1137	1137	0.80	7200	0.70	2740	60000	0.40	7200	0.40	3500	60000	
C 90 4_1240	1240	0.70	7200	0.60	2800	60000	0.40	7200	0.30	3500	60000	

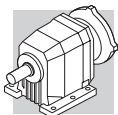


C 100 12000 Nm

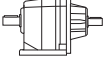

	i	$n_1 = 2800 \text{ min}^{-1}$					$n_1 = 1400 \text{ min}^{-1}$					
		n_2 min ⁻¹	M_{n2} Nm	P_{n1} kW	R_{n1} N	R_{n2} N	n_2 min ⁻¹	M_{n2} Nm	P_{n1} kW	R_{n1} N	R_{n2} N	
C 100 2_4.9	4.9	569	5500	345	1900	20600	285	6800	213	3790	25300	
C 100 2_5.3	5.3	525	5650	327	2790	21000	263	6950	201	4940	25800	
C 100 2_6.5	6.5	429	6150	291	1920	21800	215	7550	179	3950	27000	
C 100 2_7.1	7.1	396	6200	271	3100	22700	198	7650	167	5270	27900	
C 100 2_8.4	8.4	335	6700	248	1870	22800	168	8200	152	3970	28500	
C 100 2_9.0	9.0	309	6800	232	2950	23500	155	8350	142	5190	29200	
C 100 2_10.1	10.1	278	7100	217	1930	24100	139	8750	134	3900	29500	
C 100 2_10.9	10.9	256	7100	200	3240	25700	128	8750	124	5460	31600	
C 100 2_12.5	12.5	225	7650	190	1360	24900	112	9400	117	3260	30800	
C 100 2_13.5	13.5	208	7700	176	2600	26300	104	9500	109	4680	32100	
C 100 2_15.2	15.2	184	8100	164	1270	26600	92	10000	101	2680	32500	
C 100 2_16.5	16.5	170	8250	154	2320	27200	85	10150	95	4420	33600	
C 100 2_18.7	18.7	150	8200	136	1500	30800	75	10000	83	3600	38000	
C 100 2_20.2	20.2	138	8100	124	3047	32200	69	10000	76	5210	39600	
C 100 2_22.2	22.2	126	7500	104	3570	35800	63	9200	64	5960	44100	
C 100 2_24.1	24.1	116	8100	104	3620	35200	58	10000	64	5900	43300	
C 100 2_29.6	29.6	95	6900	72	6380	42400	47	8500	44	9220	52200	
C 100 3_34.3	34.3	82	10350	95	9790	33300	41	11700	54	13000	46400	
C 100 3_36.9	36.9	76	10650	91	10200	34500	38	11800	50	13100	48000	
C 100 3_42.9	42.9	65	11350	83	9640	33200	33	12000	44	13100	51200	
C 100 3_46.2	46.2	61	11700	80	10100	33100	30	12000	41	13300	53100	
C 100 3_53.3	53.3	53	12000	71	9450	36400	26.3	12000	36	13200	56900	
C 100 3_57.4	57.4	49	12000	66	10200	39500	24.4	12000	33	13400	59000	
C 100 3_64.5	64.5	43	12000	59	9950	44100	21.7	12000	29	13400	62300	
C 100 3_69.4	69.4	40	12000	54	10400	45900	20.2	12000	27	13500	64500	
C 100 3_79.4	79.4	35	12000	48	10300	49200	17.6	12000	24	13500	68600	
C 100 3_85.6	85.6	33	12000	44	10400	51100	16.4	12000	22	13600	70900	
C 100 3_92.7	92.7	30	12000	41	10400	53200	15.1	12000	20	13500	73500	
C 100 3_99.8	99.8	28.1	12000	38	10500	55200	14.0	12000	19.0	13600	75900	
C 100 3_111.9	111.9	25.0	12000	34	10400	58300	12.5	12000	16.9	13500	79800	
C 100 3_120.5	120.5	23.2	12000	31	10500	60400	11.6	12000	15.7	13700	82400	
C 100 3_139.7	139.7	20.0	11050	25	10600	67400	10.0	11050	12.5	13700	85000	
C 100 3_150.4	150.4	18.6	12000	25	10600	66900	9.3	12000	12.6	13700	85000	
C 100 4_162.1	162.1	17.3	12000	24	—	85000	8.6	12000	11.9	—	85000	
C 100 4_185.4	185.4	15.1	12000	21	—	85000	7.6	12000	10.4	—	85000	
C 100 4_199.6	199.6	14.0	12000	19.4	—	85000	7.0	12000	9.7	—	85000	
C 100 4_244.2	244.2	11.5	12000	15.8	—	85000	5.7	12000	7.9	—	85000	
C 100 4_263.0	263.0	10.6	12000	14.7	—	85000	5.3	12000	7.4	—	85000	
C 100 4_300.5	300.5	9.3	12000	12.9	—	85000	4.7	12000	6.4	—	85000	
C 100 4_323.6	323.6	8.7	12000	11.9	—	85000	4.3	12000	6.0	—	85000	
C 100 4_380.5	380.5	7.4	12000	10.2	—	85000	3.7	12000	5.1	—	85000	
C 100 4_409.8	409.8	6.8	12000	9.4	—	85000	3.4	12000	4.7	—	85000	
C 100 4_466.7	466.7	6.0	12000	8.3	—	85000	3.0	12000	4.1	—	85000	
C 100 4_502.6	502.6	5.6	12000	7.7	—	85000	2.8	12000	3.8	—	85000	
C 100 4_582.6	582.6	4.8	12000	6.6	—	85000	2.4	12000	3.3	—	85000	
C 100 4_627.4	627.4	4.5	12000	6.2	—	85000	2.2	12000	3.1	—	85000	
C 100 4_720.3	720.3	3.9	12000	5.4	—	85000	1.9	12000	2.7	—	85000	
C 100 4_775.7	775.7	3.6	12000	5.0	—	85000	1.8	12000	2.5	—	85000	
C 100 4_843.3	843.3	3.3	12000	4.6	—	85000	1.7	12000	2.3	—	85000	
C 100 4_908.2	908.2	3.1	12000	4.3	—	85000	1.5	12000	2.1	830	85000	
C 100 4_1004	1004	2.8	12000	3.9	—	85000	1.4	12000	1.9	—	85000	
C 100 4_1081	1081	2.6	12000	3.6	—	85000	1.3	12000	1.8	870	85000	

181

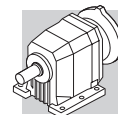
(—) Interpellare il ns. servizio tecnico comunicando i dati relativi al carico radiale (senso di rotazione, orientamento, posizione)



C 100 12000 Nm

	i	n ₁ = 900 min ⁻¹					n ₁ = 500 min ⁻¹					
		n ₂ min ⁻¹	M _{n2} Nm	P _{n1} kW	R _{n1} N	R _{n2} N	n ₂ min ⁻¹	M _{n2} Nm	P _{n1} kW	R _{n1} N	R _{n2} N	
C 100 2_4.9	4.9	183	7800	157	5310	28800	102	9300	104	6720	34400	181
C 100 2_5.3	5.3	169	7950	148	6680	29500	94	9450	98	9740	35200	
C 100 2_6.5	6.5	138	8600	131	5670	31000	77	10250	87	7540	37000	
C 100 2_7.1	7.1	127	8750	123	7050	31800	71	10450	81	10100	37800	
C 100 2_8.4	8.4	108	9350	111	5670	32600	60	10950	72	8530	40100	
C 100 2_9.0	9.0	99	9500	104	7080	33600	55	11350	69	10100	39900	
C 100 2_10.1	10.1	89	10000	98	5540	33600	50	10900	60	10600	44500	
C 100 2_10.9	10.9	82	10150	92	6980	34700	46	11500	58	11300	44300	
C 100 2_12.5	12.5	72	10700	85	3910	35400	40	10850	48	11700	49600	
C 100 2_13.5	13.5	67	10850	80	6440	36700	37	11450	47	12300	49500	
C 100 2_15.2	15.2	59	10800	70	5940	40800	33	10800	39	13000	54700	
C 100 2_16.5	16.5	55	11500	69	6320	39100	30	11500	38	13400	54500	
C 100 2_18.7	18.7	48	10900	58	6310	45100	26.8	10900	32	13400	59800	
C 100 2_20.2	20.2	45	11500	56	6890	45000	24.7	11500	31	14000	60100	
C 100 2_22.2	22.2	40	9850	44	9170	52200	22.5	9850	24	15000	67800	
C 100 2_24.1	24.1	37	10800	44	8930	51200	20.7	10800	25	15000	67200	
C 100 2_29.6	29.6	30	9100	31	12600	61400	16.9	9100	17.0	15000	78300	
C 100 3_34.3	34.3	26.2	11700	35	15000	57800	14.6	11700	19.2	15000	75500	
C 100 3_36.9	36.9	24.4	11800	32	15000	59600	13.5	11800	18.0	15000	77700	
C 100 3_42.9	42.9	21.0	12000	28	15000	63400	11.6	12000	15.7	15000	82300	
C 100 3_46.2	46.2	19.5	12000	26	15000	65600	10.8	12000	14.6	15000	84900	
C 100 3_53.3	53.3	16.9	12000	23	15000	69900	9.4	12000	12.7	15000	85000	
C 100 3_57.4	57.4	15.7	12000	21	15000	72300	8.7	12000	11.8	15000	85000	
C 100 3_64.5	64.5	14.0	12000	18.6	15000	76100	7.8	12000	10.5	15000	85000	
C 100 3_69.4	69.4	13.0	12000	17.5	15000	78600	7.2	12000	9.7	15000	85000	
C 100 3_79.4	79.4	11.3	12000	15.3	15000	83300	6.3	12000	8.5	15000	85000	
C 100 3_85.6	85.6	10.5	12000	14.2	15000	85000	5.8	12000	7.9	15000	85000	
C 100 3_92.7	92.7	9.7	12000	13.1	15000	85000	5.4	12000	7.3	15000	85000	
C 100 3_99.8	99.8	9.0	12000	12.2	15000	85000	5.0	12000	6.8	15000	85000	
C 100 3_111.9	111.9	8.0	12000	10.9	15000	85000	4.5	12000	6.0	15000	85000	
C 100 3_120.5	120.5	7.5	12000	10.1	15000	85000	4.1	12000	5.6	15000	85000	
C 100 3_139.7	139.7	6.4	11500	8.0	15000	85000	3.6	11050	4.5	15000	85000	
C 100 3_150.4	150.4	6.0	12000	8.1	15000	85000	3.3	12000	4.5	15000	85000	
C 100 4_162.1	162.1	5.6	12000	7.7	—	85000	3.1	12000	4.3	—	85000	
C 100 4_185.4	185.4	4.9	12000	6.7	—	85000	2.7	12000	3.7	920	85000	
C 100 4_199.6	199.6	4.5	12000	6.2	—	85000	2.5	12000	3.5	1430	85000	
C 100 4_244.2	244.2	3.7	12000	5.1	—	85000	2.0	12000	2.8	1490	85000	
C 100 4_263.0	263.0	3.4	12000	4.7	—	85000	1.9	12000	2.6	1950	85000	
C 100 4_300.5	300.5	3.0	12000	4.1	—	85000	1.7	12000	2.3	1840	85000	
C 100 4_323.6	323.6	2.8	12000	3.8	850	85000	1.5	12000	2.1	2280	85000	
C 100 4_380.5	380.5	2.4	12000	3.3	700	85000	1.3	12000	1.8	2130	85000	
C 100 4_409.8	409.8	2.2	12000	3.0	1120	85000	1.2	12000	1.7	2550	85000	
C 100 4_466.7	466.7	1.9	12000	2.7	910	85000	1.1	12000	1.5	2340	85000	
C 100 4_502.6	502.6	1.8	12000	2.5	1320	85000	1.0	12000	1.4	2740	85000	
C 100 4_582.6	582.6	1.5	12000	2.1	1100	85000	0.90	12000	1.2	2520	85000	
C 100 4_627.4	627.4	1.4	12000	2.0	1490	85000	0.80	12000	1.1	2910	85000	
C 100 4_720.3	720.3	1.2	12000	1.7	1270	85000	0.70	12000	1.0	2700	85000	
C 100 4_775.7	775.7	1.2	12000	1.6	1650	85000	0.60	12000	0.90	3070	85000	
C 100 4_843.3	843.3	1.1	12000	1.5	1360	85000	0.60	12000	0.80	2790	85000	
C 100 4_908.2	908.2	1.0	12000	1.4	1730	85000	0.60	12000	0.80	3160	85000	
C 100 4_1004	1004	0.90	12000	1.2	1400	85000	0.50	12000	0.70	2830	85000	
C 100 4_1081	1081	0.90	12000	1.1	1770	85000	0.50	12000	0.60	3170	85000	

(—) Interpellare il ns. servizio tecnico comunicando i dati relativi al carico radiale (senso di rotazione, orientamento, posizione)

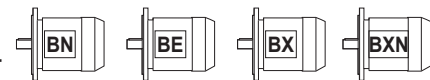


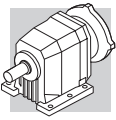
27 PREDISPOSIZIONI MOTORE

Nelle tabelle seguenti vengono riportati gli abbinamenti motore possibili in termini puramente geometrici.

La scelta del motoriduttore deve essere effettuata seguendo le istruzioni specificate al paragrafo 12, rispettando in particolare la condizione $S \geq f_s$.

(B 22)

		IEC_  (IM B5)																			
		BN	BE	BXN	BN	BE	BXN	BN	BE	BX	BXN	BN	BE	BX	BXN	BN	BE	BX	BN	BE	BX
P _{n1} (#) [kW]	2p	0.37	—	—	0.75	—	—	1.5	1.1	—	—	2.2	2.2	—	—	4	3	—	4	4	—
	4p	0.25	0.18	0.18	0.55	0.37	0.37	1.1	0.75	0.75	0.75	1.85	1.5	1.5	1.5	3	3	3	4	4	4
	6p	0.12	—	—	0.37	—	—	0.75	—	—	—	1.1	0.75	—	—	1.85	1.5	—	2.2	2.2	—
		P63			P71			P80			P90			P100			P112				
C 12 2	i=	2.8_66.2						2.8_47.6						2.8_47.6							
C 22 2		3.7_63.3 ⊖(7.1_8.7)						2.7_54.7						2.7_54.7							
C 22 3		60.0_261.0						60.0_261.0						60.0_261.0							
C 32 2		5.0_66.8 ⊖(7.2_11.2)						2.9_66.8						2.9_66.8							
C 32 3		74.7_274.7						74.7_274.7						74.7_274.7							
C 36 2		4.6_19.0 ⊖(6.8_10.6)						2.7_19.0						2.7_19.0							
C 36 3		38.1_206.4						22.1_206.4						22.1_206.4							
C 36 4		230.9_848.5						230.9_848.5						230.9_848.5							
C 41 2		14.2_44.8						2.7_44.8						2.7_44.8							
C 41 3		47.0_209.1						28.5_209.1						28.5_209.1							
C 41 4		239.9_855.5						239.9_855.5						239.9_855.5							
C 51 2		18.9_57.0						2.6_57.0						2.6_57.0							
C 51 3		59.0_216.7						21.8_216.7						21.8_216.7							
C 51 4		240.9_884.9						240.9_884.9						240.9_884.9							
C 61 2		22.4_38.0						3.7_38.0 ⊖(6.7_7.5)						3.7_38.0 ⊖(6.7_7.5)							
C 61 3		67.7_195.8						26.8_195.8						26.8_195.8							
C 61 4		217.4_796.1						217.4_796.1						217.4_796.1							
C 70 2								14.1_34.7 ⊖(15.3)						14.1_34.7 ⊖(15.3)							
C 70 3								41.3_239.3						41.3_239.3							
C 70 4		251.3_1476						251.3_1476						251.3_1476							
C 80 2								20.5_39.1						20.5_39.1							
C 80 3								43.5_215.8						43.5_215.8							
C 80 4		334.3_1481						261.9_1481						261.9_1481							
C 90 2								22.9_35.1						22.9_35.1							
C 90 3								74.4_172.1						74.4_172.1							
C 90 4		339.0_1240						212.4_1240						212.4_1240							
C 100 2								29.6						29.6							
C 100 3								79.4_150.4						79.4_150.4							
C 100 4		380.5_1081						162.1_1081						162.1_1081							



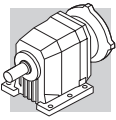
		IEC_																	
		BN	BE	BX	BN	BE	BX	BN	BE	BX	BN	BX	BX	IEC	BX	IEC	BX	IEC	
P _{n1} (#) [kW]	2p	9.2	9.2	—	18.5	18.5	—	22	—	—	30	—	—	45	—	55	—	90	
	4p	9.2	9.2	7.5	15	15	15	22	22	22	30	30	45	45	55	55	90	90	
	6p	5.5	4	—	11	7.5	—	15	—	—	18.5	—	—	30	—	37	—	55	
		P132			P160			P180			P200			P225		P250		P280	
C 12 2																			
C 22 2																			
C 22 3																			
C 32 2		2.9_25.1																	
C 32 3																			
C 36 2		2.7_19.0																	
C 36 3		22.1_77.6																	
C 36 4																			
C 41 2		2.7_31.4																	
C 41 3		28.5_102.3																	
C 41 4																			
C 51 2		2.6_40.4		2.6_40.4		2.6_40.4		2.6_40.4											
C 51 3		21.8_124.4		21.8_124.4		21.8_124.4		21.8_124.4											
C 51 4																			
C 61 2	i =	2.8_38.0		2.8_38.0		2.8_38.0		2.8_38.0											
C 61 3		26.8_140.5		26.8_140.5		26.8_140.5		26.8_140.5											
C 61 4																			
C 70 2		7.5_34.7 ⊖(8.0)		4.6_34.7		4.6_34.7		4.6_34.7		4.6_10.2 ⊖(9.5)									
C 70 3		41.3_137.4		41.3_137.4		41.3_137.4		41.3_137.4											
C 70 4		251.3_554.7																	
C 80 2		11.1_39.1		7.0_39.1		5.6_39.1		5.6_39.1		5.6_25.9		5.6_25.9		5.6_25.9					
C 80 3		43.5_184.4		43.5_184.4		43.5_184.4		43.5_184.4											
C 80 4		261.9_724.7																	
C 90 2		12.8_35.1		10.4_35.1		10.4_35.1		10.4_35.1		5.2_29.4		5.2_29.4		5.2_29.4		5.2_29.4			
C 90 3		39.4_172.1		39.4_172.1		39.4_172.1		39.4_172.1		39.4_96.2		39.4_96.2		39.4_96.2		39.4_96.2			
C 90 4		212.4_712.2		212.4_712.2		212.4_712.2		212.4_712.2											
C 100 2		15.2_29.6		12.5_29.6		12.5_29.6		12.5_29.6		4.9_29.6		4.9_29.6		4.9_29.6		4.9_29.6		4.9_29.6	
C 100 3		42.9_150.4		34.3_150.4		34.3_150.4		34.3_150.4		34.3_99.8		34.3_99.8		34.3_99.8		34.3_99.8		34.3_99.8	
C 100 4		162.1_775.7		162.1_775.7		162.1_775.7		162.1_775.7											

(#) P_{n1} = massima potenza installabile sull'ingresso P_—



(B 23)

		M0	M05 - ME05 - MXN05	M1 - ME1 - MXN10	ME2 - MX2 - MXN20	ME3 - MX3	ME4 - MX4	ME5 - MX5
C 05 2	i =	27.1_44.7	5.5_44.7	5.5_44.7				
C 12 2			2.8_66.2	2.8_37.0	2.8_47.6	2.8_47.6		
C 22 2			3.7_63.3 ⊖ (7.1_8.7)	3.7_43.3 ⊖ (7.1_8.7)	2.7_54.7	2.7_54.7		
C 22 3			60.0_261.0	60.0_261.0	60.0_261.0	60.0_261.0		
C 32 2				5.0_52.4 ⊖ (7.2_11.2)	2.9_66.8	2.9_66.8	2.9_25.1	
C 32 3			74.7_274.7	74.7_274.7	74.7_274.7	74.7_274.7		
C 36 2				4.6_19.0 ⊖ (6.8_10.6)	2.7_19.0	2.7_19.0	2.7_19.0	
C 36 3				38.1_162.0	22.1_206.4	22.1_206.4	22.1_77.6	
C 36 4			230.9_848.5	230.9_848.5	230.9_848.5	230.9_848.5		
C 41 2				14.2_44.8	2.7_44.8	2.7_44.8	2.7_31.4	
C 41 3				47.0_209.1	28.5_209.1	28.5_209.1	28.5_102.3	
C 41 4			239.9_855.5	239.9_855.5	239.9_855.5	239.9_855.5		
C 51 2				18.9_57.0	2.6_57.0	2.6_57.0	2.6_40.4	2.6_40.4
C 51 3				59.0_216.7	21.8_216.7	21.8_216.7	21.8_124.4	21.8_124.4
C 51 4				240.9_884.9	240.9_884.9	240.9_884.9		
C 61 2					3.7_38.0 ⊖ (6.7_7.5)	3.7_38.0 ⊖ (6.7_7.5)	2.8_38.0	2.8_38.0
C 61 3					26.8_195.8	26.8_195.8	26.8_140.5	26.8_140.5
C 61 4				217.4_796.1	217.4_796.1	217.4_796.1		
C 70 2					14.1_34.7 ⊖ (15.3)	14.1_34.7 ⊖ (15.3)	7.5_34.7 ⊖ (8.0)	7.5_34.7 ⊖ (8.0)
C 70 3					41.3_239.3	41.3_239.3	41.3_137.4	41.3_137.4
C 70 4				251.3_1476	251.3_1476	251.3_1476	251.3_554.7	
C 80 2						20.5_39.1	11.1_39.1	11.1_39.1
C 80 3						43.5_215.8	43.5_184.4	43.5_184.4
C 80 4				334.3_1481	261.9_1481	261.9_1481	261.9_724.7	
C 90 2						22.9_35.1	12.8_35.1	12.8_35.1
C 90 3						74.4_172.1	39.4_172.1	39.4_172.1
C 90 4				339.0_1240	212.4_1240	212.4_1240	212.4_712.2	
C 100 2							15.2_29.6	15.2_29.6
C 100 3							42.9_150.4	42.9_150.4
C 100 4				380.5_1081	162.1_1081	162.1_1081	162.1_775.7	



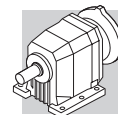
Predisposizioni motore sono disponibili per l'abbinamento dei riduttori C12...C61 con i servomotori delle tipologie più diffuse. Le dimensioni delle flange sono reperibili nella sezione dimensionale di ogni singolo riduttore. La sigla **SK** identifica calettamenti con l'albero motore dotati di sede per chiavetta, mentre la sigla **SC** corrisponde al calettamento mediante morsetto di serraggio (fornito).

(B 24)

		SERVO INPUT							
		SK60A	SK60B	SK80A	SK80B	SK80C	SK95A	SK95B	SK95C
		SC60A	SC60B	SC80A	SC80B	SC80C	SC95A	SC95B	SC95C
C 12 2		2.8_66.2	2.8_66.2	2.8_66.2		2.8_47.6	2.8_66.2	2.8_47.6	2.8_47.6
C 22 2		3.7_63.3 ⊖ (7.1_8.7)	3.7_63.3 ⊖ (7.1_8.7)	3.7_63.3 ⊖ (7.1_8.7)		2.7_54.7	3.7_63.3 ⊖ (7.1_8.7)	2.7_54.7	2.7_54.7
C 22 3		60.0_261.0	60.0_261.0	60.0_261.0		60.0_261.0	60.0_261.0	60.0_261.0	60.0_261.0
C 32 2		5.0_66.8 ⊖ (7.2_11.2)	5.0_66.8 ⊖ (7.2_11.2)	5.0_66.8 ⊖ (7.2_11.2)		2.9_66.8	5.0_66.8 ⊖ (7.2_11.2)	2.9_66.8	2.9_66.8
C 32 3		74.7_274.7	74.7_274.7	74.7_274.7		74.7_274.7	74.7_274.7	74.7_274.7	74.7_274.7
C 36 2		4.6_19.0 ⊖ (6.8_10.6)	4.6_19.0 ⊖ (6.8_10.6)	4.6_19.0 ⊖ (6.8_10.6)		2.7_19.0	4.6_19.0 ⊖ (6.8_10.6)	2.7_19.0	2.7_19.0
C 36 3		38.1_206.4	38.1_206.4	38.1_206.4		22.1_206.4	38.1_206.4	22.1_206.4	22.1_206.4
C 36 4		230.9_848.5	230.9_848.5	230.9_848.5		230.9_848.5	230.9_848.5	230.9_848.5	230.9_848.5
C 41 2	i =				6.0_44.8 ⊖ (6.4_12.4)	2.7_44.8	6.0_44.8 ⊖ (6.4_12.4)	2.7_44.8	2.7_44.8
C 41 3					47.0_209.1	28.5_209.1	47.0_209.1	28.5_209.1	28.5_209.1
C 41 4			239.9_855.5	239.9_855.5	239.9_855.5		239.9_855.5	239.9_855.5	239.9_855.5
C 51 2					18.9_57.0	2.6_57.0	18.9_57.0	2.6_57.0	2.6_57.0
C 51 3					59.0_216.7	21.8_216.7	59.0_216.7	21.8_216.7	21.8_216.7
C 51 4						240.9_884.9	240.9_884.9	240.9_884.9	240.9_884.9
C 61 2						3.7_38.0 ⊖ (6.7_7.5)	22.4_38.0	3.7_38.0 ⊖ (6.7_7.5)	3.7_38.0 ⊖ (6.7_7.5)
C 61 3						26.8_195.8	67.7_195.8	26.8_195.8	26.8_195.8
C 61 4					217.4_796.1	217.4_796.1	217.4_796.1	217.4_796.1	217.4_796.1

(B 25)

		SK110A	SK110B	SK130A	SK130B	SK180A	SK180B	
		SC110A	SC110B	SC130A	SC130B	SC180A	SC180B	
C 12 2		2.8_47.6	2.8_47.6					
C 22 2		2.7_54.7	2.7_54.7					
C 22 3		60.0_261.0	60.0_261.0					
C 32 2		2.9_66.8	2.9_66.8	2.9_66.8				
C 32 3		74.7_274.7	74.7_274.7					
C 36 2		2.7_19.0	2.7_19.0	2.7_19.0				
C 36 3		22.1_206.4	22.1_206.4	22.1_206.4				
C 36 4		230.9_848.5	230.9_848.5					
C 41 2	i =	2.7_44.8	2.7_44.8	2.7_44.8	2.7_31.4	2.7_31.4	2.7_31.4	
C 41 3			28.5_209.1	28.5_209.1	28.5_209.1	28.5_102.3	28.5_102.3	28.5_102.3
C 41 4			239.9_855.5	239.9_855.5				
C 51 2			2.6_57.0	2.6_57.0	2.6_57.0	2.6_40.4	2.6_40.4	2.6_40.4
C 51 3			21.8_216.7	21.8_216.7	21.8_216.7	21.8_124.4	21.8_124.4	21.8_124.4
C 51 4			240.9_884.9	240.9_884.9	240.9_884.9			
C 61 2			3.7_38.0 ⊖ (6.7_7.5)	3.7_38.0 ⊖ (6.7_7.5)	3.7_38.0 ⊖ (6.7_7.5)	2.8_38.0	2.8_38.0	2.8_38.0
C 61 3			26.8_195.8	26.8_195.8	26.8_195.8	26.8_140.5	26.8_140.5	26.8_140.5
C 61 4			217.4_796.1	217.4_796.1	217.4_796.1			



28 MOMENTO D'INERZIA

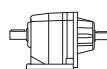
Le tabelle seguenti indicano i valori del momento d'inerzia J_r [kgm²] riferiti all'asse veloce del riduttore; per una migliore facilità di lettura riportiamo le definizioni dei simboli usati.



I valori riferiti a questo simbolo sono da attribuire al riduttore compatto senza motore. In questo caso, per avere il momento d'inerzia complessivo del motoriduttore, si dovrà sommare il valore corrispondente al riduttore compatto, a quello del motore da applicare (dato reperibile nelle tabelle delle caratteristiche tecniche dei motori elettrici).



I valori relativi a questi simboli sono da attribuire al riduttore predisposto per attacco motore (grandezza IEC...).



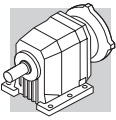
I valori attribuiti al riduttore sono riferiti a questo simbolo.





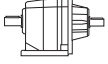
I valori relativi a questi simboli sono da attribuire al riduttore predisposto per accoppiamento a servomotore.

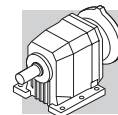
C 05

	i	J ($\cdot 10^{-4}$) [kgm ²]
C 05_5.5	5.5	0.29
C 05_6.7	6.7	0.29
C 05_7.4	7.4	0.28
C 05_9.3	9.3	0.17
C 05_11.2	11.2	0.16
C 05_12.5	12.5	0.16
C 05_15.6	15.6	0.09
C 05_18.9	18.9	0.09
C 05_21.0	21.0	0.08
C 05_27.1	27.1	0.04
C 05_32.8	32.8	0.04
C 05_36.4	36.4	0.04
C 05_40.3	40.3	0.03
C 05_44.7	44.7	0.03




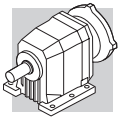
C 12

	i	J ($\cdot 10^{-4}$) [kgm ²]							
			 IEC						
			63	71	80	90	100	112	
C 12 2_2.8	2.8	0.44	1.9	1.9	3.3	3.2	4.5	4.5	1.3
C 12 2_3.2	3.2	0.34	1.8	1.8	3.2	3.1	4.4	4.4	1.2
C 12 2_3.7	3.7	0.29	1.8	1.7	3.1	3.1	4.4	4.4	1.2
C 12 2_4.3	4.3	0.21	1.7	1.7	3.1	3.0	4.3	4.3	1.1
C 12 2_4.9	4.9	0.19	1.7	1.7	3.0	3.0	4.3	4.3	1.1
C 12 2_5.6	5.6	0.15	1.6	1.6	3.0	2.9	4.2	4.2	1.0
C 12 2_6.2	6.2	0.12	1.6	1.6	3.0	2.9	4.2	4.2	1.0
C 12 2_7.6	7.6	0.33	1.8	1.8	3.2	3.1	4.4	4.4	1.2
C 12 2_8.8	8.8	0.32	1.8	1.8	3.2	3.1	4.4	4.4	1.2
C 12 2_10.1	10.1	0.23	1.7	1.7	3.1	3.0	4.3	4.3	1.1
C 12 2_11.9	11.9	0.17	1.6	1.6	3.0	3.0	4.2	4.2	1.1
C 12 2_13.4	13.4	0.16	1.6	1.6	3.0	2.9	4.2	4.2	1.1
C 12 2_15.4	15.4	0.12	1.6	1.6	3.0	2.9	4.2	4.2	1.0
C 12 2_17.2	17.2	0.10	1.6	1.6	2.9	2.9	4.2	4.2	1.0
C 12 2_18.4	18.4	0.08	1.6	1.5	2.9	2.9	4.2	4.2	0.98
C 12 2_20.6	20.6	0.08	1.5	1.5	2.9	2.9	4.2	4.2	0.98
C 12 2_23.2	23.2	0.07	1.5	1.5	2.9	2.9	4.1	4.1	0.97
C 12 2_25.4	25.4	0.06	1.5	1.5	2.9	2.8	4.1	4.1	0.96
C 12 2_29.5	29.5	0.05	1.5	1.5	2.9	2.8	4.1	4.1	0.95
C 12 2_32.8	32.8	0.04	1.5	1.5	2.9	2.8	4.1	4.1	0.94
C 12 2_37.0	37.0	0.03	1.5	1.5	2.9	2.8	4.1	4.1	0.93
C 12 2_42.3	42.3	0.03	1.5	1.5	2.9	2.8	4.1	4.1	0.93
C 12 2_47.6	47.6	0.02	1.5	1.5	2.9	2.8	4.1	4.1	0.92
C 12 2_55.2	55.2	0.02	1.5	1.5	—	—	—	—	0.92
C 12 2_66.2	66.2	0.01	1.5	1.5	—	—	—	—	0.91



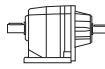


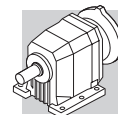
C 12

		J ($\cdot 10^{-4}$) [kgm ²]									
		 SERVO									
	i	60A		60B 80A		95A		80C 95B 110A		95C 110B	
		SK	SC	SK	SC	SK	SC	SK	SC	SK	SC
C 12 2_2.8	2.8	0.71	0.97	0.73	1.2	3.3	3.7	3.3	3.8	3.2	4.2
C 12 2_3.2	3.2	0.61	0.87	0.63	1.1	3.2	3.6	3.2	3.7	3.1	4.1
C 12 2_3.7	3.7	0.56	0.82	0.58	1.0	3.1	3.5	3.1	3.6	3.1	4.1
C 12 2_4.3	4.3	0.48	0.74	0.50	0.94	3.0	3.5	3.1	3.6	3.0	4.0
C 12 2_4.9	4.9	0.46	0.72	0.48	0.92	3.0	3.4	3.0	3.5	3.0	4.0
C 12 2_5.6	5.6	0.42	0.68	0.44	0.88	3.0	3.4	3.0	3.5	2.9	3.9
C 12 2_6.2	6.2	0.39	0.65	0.41	0.85	2.9	3.4	3.0	3.5	2.9	3.9
C 12 2_7.6	7.6	0.60	0.86	0.62	1.1	3.2	3.6	3.2	3.7	3.1	4.1
C 12 2_8.8	8.8	0.59	0.85	0.61	1.0	3.1	3.6	3.2	3.7	3.1	4.1
C 12 2_10.1	10.1	0.50	0.76	0.52	0.96	3.1	3.5	3.1	3.6	3.0	4.0
C 12 2_11.9	11.9	0.44	0.70	0.46	0.90	3.0	3.4	3.0	3.5	3.0	4.0
C 12 2_13.4	13.4	0.43	0.69	0.45	0.83	3.0	3.4	3.0	3.5	2.9	3.9
C 12 2_15.4	15.4	0.39	0.65	0.41	0.85	2.9	3.4	3.0	3.5	2.9	3.9
C 12 2_17.2	17.2	0.37	0.63	0.39	0.83	2.9	3.4	2.9	3.4	2.9	3.9
C 12 2_18.4	18.4	0.35	0.61	0.37	0.81	2.9	3.3	2.9	3.4	2.9	3.9
C 12 2_20.6	20.6	0.35	0.61	0.37	0.81	2.9	3.3	2.9	3.4	2.9	3.9
C 12 2_23.2	23.2	0.34	0.60	0.36	0.80	2.9	3.3	2.9	3.4	2.9	3.9
C 12 2_25.4	25.4	0.33	0.59	0.35	0.79	2.9	3.3	2.9	3.4	2.8	3.8
C 12 2_29.5	29.5	0.32	0.58	0.34	0.78	2.9	3.3	2.9	3.4	2.8	3.8
C 12 2_32.8	32.8	0.34	0.60	0.33	0.77	2.9	3.3	2.9	3.4	2.8	3.8
C 12 2_37.0	37.0	0.30	0.56	0.32	0.76	2.9	3.3	2.9	3.4	2.8	3.8
C 12 2_42.3	42.3	0.30	0.56	0.32	0.76	2.9	3.3	2.9	3.4	2.8	3.8
C 12 2_47.6	47.6	0.29	0.55	0.31	0.75	2.8	3.3	2.9	3.4	2.8	3.8
C 12 2_55.2	55.2	0.29	0.55	0.31	0.75	2.8	3.3	—	—	—	—
C 12 2_66.2	66.2	0.28	0.54	0.30	0.74	2.8	3.3	—	—	—	—




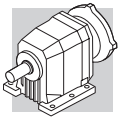
C 22

	i	J (•10 ⁻⁴) [kgm ²]							
			 IEC						
			63	71	80	90	100		
C 22 2_2.7	2.7	1.2	—	—	4.0	4.0	5.3	5.3	3.1
C 22 2_3.3	3.3	0.83	—	—	3.7	3.6	4.9	4.9	2.7
C 22 2_3.7	3.7	0.72	2.2	2.2	3.6	3.5	4.8	4.8	2.6
C 22 2_4.3	4.3	0.56	2.0	2.0	3.4	3.3	4.6	4.6	2.4
C 22 2_4.8	4.8	0.48	2.0	1.9	3.3	3.3	4.6	4.6	2.4
C 22 2_5.6	5.6	0.36	1.8	1.8	3.2	3.2	4.4	4.4	2.2
C 22 2_6.1	6.1	0.29	1.8	1.7	3.1	3.1	4.4	4.4	2.2
C 22 2_7.1	7.1	0.77	—	—	3.6	3.6	4.8	4.8	2.6
C 22 2_8.7	8.7	0.55	—	—	3.4	3.3	4.6	4.6	2.4
C 22 2_9.6	9.6	0.50	2.0	2.0	3.3	3.3	4.6	4.6	2.4
C 22 2_11.1	11.1	0.39	1.9	1.8	3.2	3.2	4.5	4.5	2.3
C 22 2_12.4	12.4	0.35	1.8	1.8	3.2	3.1	4.4	4.4	2.2
C 22 2_14.5	14.5	0.36	1.7	1.7	3.1	3.1	4.3	4.3	2.1
C 22 2_15.8	15.8	0.20	1.7	1.7	3.1	3.0	4.3	4.3	2.1
C 22 2_18.1	18.1	0.18	1.6	1.6	3.0	3.0	4.3	4.3	2.0
C 22 2_20.0	20.0	0.15	1.6	1.6	3.0	2.9	4.2	4.2	2.0
C 22 2_21.5	21.5	0.13	1.6	1.6	3.0	2.9	4.2	4.2	2.0
C 22 2_24.3	24.3	0.12	1.6	1.6	3.0	2.9	4.2	4.2	2.0
C 22 2_27.2	27.2	0.10	1.6	1.6	3.0	2.9	4.2	4.2	2.0
C 22 2_29.6	29.6	0.09	1.6	1.5	2.9	2.9	4.2	4.2	2.0
C 22 2_33.1	33.1	0.07	1.5	1.5	2.9	2.9	4.2	4.2	1.9
C 22 2_36.8	36.8	0.06	1.5	1.5	2.9	2.8	4.1	4.1	1.9
C 22 2_43.3	43.3	0.05	1.5	1.5	2.9	2.8	4.1	4.1	1.9
C 22 2_48.6	48.6	0.04	1.5	1.5	2.9	2.8	4.1	4.1	1.9
C 22 2_54.7	54.7	0.03	1.5	1.5	2.9	2.8	4.1	4.1	1.9
C 22 2_63.3	63.3	0.02	1.5	1.5	—	—	—	—	1.9
C 22 3_60.0	60.0	0.04	1.5	1.5	2.9	2.8	4.1	4.1	0.94
C 22 3_65.3	65.3	0.03	1.5	1.5	2.9	2.8	4.1	4.1	0.93
C 22 3_74.8	74.8	0.03	1.5	1.5	2.9	2.8	4.1	4.1	0.93
C 22 3_82.6	82.6	0.03	1.5	1.5	2.9	2.8	4.1	4.1	0.93
C 22 3_88.5	88.5	0.03	1.5	1.5	2.9	2.8	4.1	4.1	0.93
C 22 3_100.2	100.2	0.03	1.5	1.5	2.9	2.8	4.1	4.1	0.93
C 22 3_112.0	112.0	0.03	1.5	1.5	2.9	2.8	4.1	4.1	0.93
C 22 3_122.2	122.2	0.03	1.5	1.5	2.9	2.8	4.1	4.1	0.93
C 22 3_136.5	136.5	0.02	1.5	1.5	2.9	2.8	4.1	4.1	0.92
C 22 3_151.7	151.7	0.02	1.5	1.5	2.9	2.8	4.1	4.1	0.92
C 22 3_178.5	178.5	0.02	1.5	1.5	2.9	2.8	4.1	4.1	0.92
C 22 3_200.7	200.7	0.02	1.5	1.5	2.9	2.8	4.1	4.1	0.92
C 22 3_225.8	225.8	0.02	1.5	1.5	2.9	2.8	4.1	4.1	0.92
C 22 3_261.0	261.0	0.02	1.5	1.5	2.9	2.8	4.1	4.1	0.92



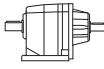


C 22

		J ($\cdot 10^{-4}$) [kgm ²]									
		 SERVO									
	i	60A		60B 80A		95A		80C 95B 110A		95C 110B	
		SK	SC	SK	SC	SK	SC	SK	SC	SK	SC
C 22 2_2.7	2.7	—	—	—	—	—	—	4.0	4.5	4.0	5.0
C 22 2_3.3	3.3	—	—	—	—	—	—	3.7	4.2	3.6	4.6
C 22 2_3.7	3.7	0.99	1.3	1.0	1.4	3.5	4.0	3.6	4.1	3.5	4.5
C 22 2_4.3	4.3	0.83	1.1	0.85	1.3	3.4	3.8	3.4	3.9	3.3	4.3
C 22 2_4.8	4.8	0.75	1.0	0.77	1.2	3.3	3.7	3.3	3.8	3.3	4.3
C 22 2_5.6	5.6	0.63	0.89	0.65	1.1	3.2	3.6	3.2	3.7	3.2	4.2
C 22 2_6.1	6.1	0.56	0.82	0.58	1.0	3.1	3.5	3.1	3.6	3.1	4.1
C 22 2_7.1	7.1	—	—	—	—	—	—	3.6	4.1	3.6	4.6
C 22 2_8.7	8.7	—	—	—	—	—	—	3.4	3.9	3.3	4.3
C 22 2_9.6	9.6	0.77	1.0	0.79	1.2	3.3	3.8	3.3	3.8	3.3	4.3
C 22 2_11.1	11.1	0.66	0.92	0.68	1.1	3.2	3.6	3.2	3.7	3.2	4.2
C 22 2_12.4	12.4	0.62	0.88	0.64	1.1	3.2	3.6	3.2	3.7	3.1	4.1
C 22 2_14.5	14.5	0.63	0.89	0.65	1.1	3.2	3.6	3.1	3.6	3.1	4.1
C 22 2_15.8	15.8	0.47	0.73	0.49	0.93	3.0	3.5	3.1	3.6	3.0	4.0
C 22 2_18.1	18.1	0.45	0.71	0.47	0.91	3.0	3.4	3.0	3.5	3.0	4.0
C 22 2_20.0	20.0	0.42	0.68	0.44	0.88	3.0	3.4	3.0	3.5	2.9	3.9
C 22 2_21.5	21.5	0.40	0.66	0.42	0.86	3.0	3.4	3.0	3.5	2.9	3.9
C 22 2_24.3	24.3	0.39	0.65	0.41	0.85	2.9	3.4	3.0	3.5	2.9	3.9
C 22 2_27.2	27.2	0.37	0.63	0.39	0.83	2.9	3.4	3.0	3.5	2.9	3.9
C 22 2_29.6	29.6	0.36	0.62	0.38	0.82	2.9	3.3	2.9	3.4	2.9	3.9
C 22 2_33.1	33.1	0.34	0.60	0.36	0.80	2.9	3.3	2.9	3.4	2.9	3.9
C 22 2_36.8	36.8	0.33	0.59	0.35	0.79	2.9	3.3	2.9	3.4	2.8	3.8
C 22 2_43.3	43.3	0.32	0.58	0.34	0.78	2.9	3.3	2.9	3.4	2.8	3.8
C 22 2_48.6	48.6	0.31	0.57	0.33	0.77	2.9	3.3	2.9	3.4	2.8	3.8
C 22 2_54.7	54.7	0.30	0.56	0.32	0.76	2.9	3.3	2.9	3.4	2.8	3.8
C 22 2_63.3	63.3	0.29	0.55	0.31	0.75	2.8	3.3	—	—	—	—
C 22 3_60.0	60.0	0.31	0.57	0.33	0.77	2.9	3.3	2.9	3.4	2.8	3.8
C 22 3_65.3	65.3	0.30	0.56	0.32	0.76	2.9	3.3	2.9	3.4	2.8	3.8
C 22 3_74.8	74.8	0.30	0.56	0.32	0.76	2.9	3.3	2.9	3.4	2.8	3.8
C 22 3_82.6	82.6	0.30	0.56	0.32	0.76	2.9	3.3	2.9	3.4	2.8	3.8
C 22 3_88.5	88.5	0.30	0.56	0.32	0.76	2.9	3.3	2.9	3.4	2.8	3.8
C 22 3_100.2	100.2	0.30	0.56	0.32	0.76	2.9	3.3	2.9	3.4	2.8	3.8
C 22 3_112.0	112.0	0.30	0.56	0.32	0.76	2.9	3.3	2.9	3.4	2.8	3.8
C 22 3_122.2	122.2	0.30	0.56	0.32	0.76	2.9	3.3	2.9	3.4	2.8	3.8
C 22 3_136.5	136.5	0.29	0.55	0.31	0.75	2.8	3.3	2.9	3.4	2.8	3.8
C 22 3_151.7	151.7	0.29	0.55	0.31	0.75	2.8	3.3	2.9	3.4	2.8	3.8
C 22 3_178.5	178.5	0.29	0.55	0.31	0.75	2.8	3.3	2.9	3.4	2.8	3.8
C 22 3_200.7	200.7	0.29	0.55	0.31	0.75	2.8	3.3	2.9	3.4	2.8	3.8
C 22 3_225.8	225.8	0.29	0.55	0.31	0.75	2.8	3.3	2.9	3.4	2.8	3.8
C 22 3_261.0	261.0	0.29	0.55	0.31	0.75	2.8	3.3	2.9	3.4	2.8	3.8




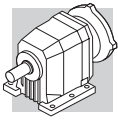
C 32

	i	J ($\cdot 10^{-4}$) [kgm ²]								
			 IEC							
			63	71	80	90	100	112		
C 32 2_2.9	2.9	2.3	—	—	5.2	5.1	6.4	6.4	20	4.6
C 32 2_3.4	3.4	1.8	—	—	4.6	4.6	5.9	5.9	20	4.0
C 32 2_3.7	3.7	1.6	—	—	4.4	4.3	5.6	5.6	20	3.8
C 32 2_4.5	4.5	1.2	—	—	4.0	4.0	5.2	5.2	19	3.4
C 32 2_5.0	5.0	0.87	2.3	2.3	3.7	3.7	5.0	5.0	19	3.1
C 32 2_5.7	5.7	0.82	2.3	2.3	3.7	3.6	4.9	4.9	19	3.0
C 32 2_6.3	6.3	0.63	2.1	2.1	3.5	3.4	4.7	4.7	18	2.8
C 32 2_7.2	7.2	1.5	—	—	4.4	4.3	5.6	5.6	19	3.7
C 32 2_8.5	8.5	1.2	—	—	4.1	4.0	5.3	5.3	19	3.4
C 32 2_9.3	9.3	1.1	—	—	3.9	3.9	5.1	5.1	19	3.3
C 32 2_11.2	11.2	0.83	—	—	3.7	3.6	4.9	4.9	19	3.0
C 32 2_12.3	12.3	0.60	2.1	2.1	3.4	3.4	4.7	4.7	18	2.8
C 32 2_14.1	14.1	0.61	2.1	2.1	3.5	3.4	4.7	4.7	18	2.8
C 32 2_15.6	15.6	0.46	1.9	1.9	3.3	3.2	4.5	4.5	18	2.7
C 32 2_18.2	18.2	0.42	1.9	1.9	3.3	3.2	4.5	4.5	18	2.6
C 32 2_20.1	20.1	0.34	1.8	1.8	3.2	3.1	4.4	4.4	18	2.6
C 32 2_22.9	22.9	0.31	1.8	1.8	3.2	3.1	4.4	4.4	17	2.5
C 32 2_25.1	25.1	0.25	1.7	1.7	3.1	3.0	4.3	4.3	17	2.5
C 32 2_26.9	26.9	0.24	1.7	1.7	3.1	3.0	4.3	4.3	—	2.5
C 32 2_29.8	29.8	0.19	1.7	1.7	3.0	3.0	4.3	4.3	—	2.4
C 32 2_33.1	33.1	0.19	1.7	1.7	3.0	3.0	4.3	4.3	—	2.4
C 32 2_36.1	36.1	0.14	1.6	1.6	3.0	2.9	4.2	4.2	—	2.4
C 32 2_40.7	40.7	0.14	1.6	1.6	3.0	2.9	4.2	4.2	—	2.4
C 32 2_45.3	45.3	0.10	1.6	1.6	3.0	2.9	4.2	4.2	—	2.3
C 32 2_52.4	52.4	0.08	1.6	1.6	2.9	2.9	4.2	4.2	—	2.3
C 32 2_59.4	59.4	0.07	1.5	1.5	2.9	2.9	4.2	4.2	—	2.3
C 32 2_66.8	66.8	0.05	1.5	1.5	2.9	2.8	4.1	4.1	—	2.3
C 32 3_74.7	74.7	0.06	1.5	1.5	2.9	2.9	4.1	4.1	—	0.96
C 32 3_82.6	82.6	0.06	1.5	1.5	2.9	2.8	4.1	4.1	—	0.96
C 32 3_94.2	94.2	0.06	1.5	1.5	2.9	2.8	4.1	4.1	—	0.96
C 32 3_103.3	103.3	0.05	1.5	1.5	2.9	2.8	4.1	4.1	—	0.95
C 32 3_110.6	110.6	0.05	1.5	1.5	2.9	2.8	4.1	4.1	—	0.95
C 32 3_122.4	122.4	0.05	1.5	1.5	2.9	2.8	4.1	4.1	—	0.95
C 32 3_136.0	136.0	0.05	1.5	1.5	2.9	2.8	4.1	4.1	—	0.95
C 32 3_148.4	148.4	0.05	1.5	1.5	2.9	2.8	4.1	4.1	—	0.95
C 32 3_167.4	167.4	0.05	1.5	1.5	2.9	2.8	4.1	4.1	—	0.95
C 32 3_186.0	186.0	0.04	1.5	1.5	2.9	2.8	4.1	4.1	—	0.94
C 32 3_215.6	215.6	0.04	1.5	1.5	2.9	2.8	4.1	4.1	—	0.94
C 32 3_244.2	244.2	0.04	1.5	1.5	2.9	2.8	4.1	4.1	—	0.94
C 32 3_274.7	274.7	0.04	1.5	1.5	2.9	2.8	4.1	4.1	—	0.94



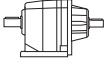


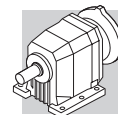
C 32

		J ($\cdot 10^{-4}$) [kgm ²]											
		 SERVO											
	i	60A		60B 80A		95A		80C 95B 110A		95C 110B		130A	
		SK	SC	SK	SC	SK	SC	SK	SC	SK	SC	SK	SC
C 32 2_2.9	2.9	—	—	—	—	—	—	5.2	5.7	5.1	6.1	5.1	6.1
C 32 2_3.4	3.4	—	—	—	—	—	—	4.6	5.1	4.6	5.6	4.6	5.6
C 32 2_3.7	3.7	—	—	—	—	—	—	4.4	4.9	4.3	5.3	4.3	5.3
C 32 2_4.5	4.5	—	—	—	—	—	—	4.0	4.5	4.0	5.0	4.0	5.0
C 32 2_5.0	5.0	1.1	1.4	1.2	1.6	3.7	4.1	3.7	4.2	3.7	4.7	3.7	4.7
C 32 2_5.7	5.7	1.1	1.4	1.1	1.5	3.6	4.1	3.7	4.2	3.6	4.6	3.6	4.6
C 32 2_6.3	6.3	0.90	1.2	0.92	1.4	3.5	3.9	3.5	4.0	3.4	4.4	3.4	4.4
C 32 2_7.2	7.2	—	—	—	—	—	—	4.4	4.9	4.3	5.3	4.3	5.3
C 32 2_8.5	8.5	—	—	—	—	—	—	4.1	4.6	4.0	5.0	4.0	5.0
C 32 2_9.3	9.3	—	—	—	—	—	—	3.9	4.4	3.9	4.9	3.9	4.9
C 32 2_11.2	11.2	—	—	—	—	—	—	3.7	4.2	3.6	4.6	3.6	4.6
C 32 2_12.3	12.3	0.87	1.1	0.89	1.3	3.4	3.9	3.4	3.9	3.4	4.4	3.4	4.4
C 32 2_14.1	14.1	0.88	1.1	0.90	1.3	3.4	3.9	3.5	4.0	3.4	4.4	3.4	4.4
C 32 2_15.6	15.6	0.73	0.99	0.75	1.2	3.3	3.7	3.3	3.8	3.2	4.2	3.2	4.2
C 32 2_18.2	18.2	0.69	0.95	0.71	1.1	3.2	3.7	3.3	3.8	3.2	4.2	3.2	4.2
C 32 2_20.1	20.1	0.61	0.87	0.63	1.1	3.2	3.6	3.2	3.7	3.1	4.1	3.1	4.1
C 32 2_22.9	22.9	0.58	0.84	0.60	1.0	3.1	3.6	3.2	3.7	3.1	4.1	3.1	4.1
C 32 2_25.1	25.1	0.52	0.78	0.54	0.98	3.1	3.5	3.1	3.6	3.0	4.0	3.0	4.0
C 32 2_26.9	26.9	0.51	0.77	0.53	0.97	3.1	3.5	3.1	3.6	3.0	4.0	3.0	4.0
C 32 2_29.8	29.8	0.46	0.72	0.48	0.92	3.0	3.4	3.0	3.5	3.0	4.0	3.0	4.0
C 32 2_33.1	33.1	0.46	0.72	0.48	0.92	3.0	3.4	3.0	3.5	3.0	4.0	3.0	4.0
C 32 2_36.1	36.1	0.41	0.67	0.43	0.87	3.0	3.4	3.0	3.5	2.9	3.9	2.9	3.9
C 32 2_40.7	40.7	0.41	0.67	0.43	0.87	3.0	3.4	3.0	3.5	2.9	3.9	2.9	3.9
C 32 2_45.3	45.3	0.37	0.63	0.39	0.83	2.9	3.4	3.0	3.5	2.9	3.9	2.9	3.9
C 32 2_52.4	52.4	0.35	0.61	0.37	0.81	2.9	3.3	2.9	3.4	2.9	3.9	2.9	3.9
C 32 2_59.4	59.4	0.34	0.60	0.36	0.80	2.9	3.3	2.9	3.4	2.9	3.9	2.9	3.9
C 32 2_66.8	66.8	0.32	0.58	0.34	0.78	2.9	3.3	2.9	3.4	2.8	3.8	2.8	3.8
C 32 3_74.7	74.7	0.33	0.59	0.35	0.79	2.9	3.3	2.9	3.4	2.9	3.9	—	—
C 32 3_82.6	82.6	0.33	0.59	0.35	0.79	2.9	3.3	2.9	3.4	2.8	3.8	—	—
C 32 3_94.2	94.2	0.33	0.59	0.35	0.79	2.9	3.3	2.9	3.4	2.8	3.8	—	—
C 32 3_103.3	103.3	0.32	0.58	0.34	0.78	2.9	3.3	2.9	3.4	2.8	3.8	—	—
C 32 3_110.6	110.6	0.32	0.58	0.34	0.78	2.9	3.3	2.9	3.4	2.8	3.8	—	—
C 32 3_122.4	122.4	0.32	0.58	0.34	0.78	2.9	3.3	2.9	3.4	2.8	3.8	—	—
C 32 3_136.0	136.0	0.32	0.58	0.34	0.78	2.9	3.3	2.9	3.4	2.8	3.8	—	—
C 32 3_148.4	148.4	0.32	0.58	0.34	0.78	2.9	3.3	2.9	3.4	2.8	3.8	—	—
C 32 3_167.4	167.4	0.32	0.58	0.34	0.78	2.9	3.3	2.9	3.4	2.8	3.8	—	—
C 32 3_186.0	186.0	0.31	0.57	0.33	0.77	2.9	3.3	2.9	3.4	2.8	3.8	—	—
C 32 3_215.6	215.6	0.31	0.57	0.33	0.77	2.9	3.3	2.9	3.4	2.8	3.8	—	—
C 32 3_244.2	244.2	0.31	0.57	0.33	0.77	2.9	3.3	2.9	3.4	2.8	3.8	—	—
C 32 3_274.7	274.7	0.31	0.57	0.33	0.77	2.9	3.3	2.9	3.4	2.8	3.8	—	—




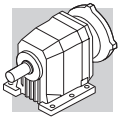
C 36

	i	J ($\cdot 10^{-4}$) [kgm ²]								
			 IEC							
			63	71	80	90	100	112	132	
C 36 2_2.7	2.7	3.6	—	—	6.5	6.4	7.7	7.7	22	14
C 36 2_3.2	3.2	2.5	—	—	5.4	5.3	6.6	6.6	21	13
C 36 2_3.5	3.5	2.4	—	—	5.3	5.2	6.5	6.5	20	13
C 36 2_4.2	4.2	1.6	—	—	4.5	4.4	5.7	5.7	20	12
C 36 2_4.6	4.6	1.5	3.0	3.0	4.4	4.3	5.6	5.6	19	12
C 36 2_5.3	5.3	1.1	2.6	2.6	4.0	3.9	5.2	5.2	19	12
C 36 2_5.8	5.8	0.98	2.5	2.5	3.9	3.8	5.1	5.1	19	12
C 36 2_6.8	6.8	2.2	—	—	5.1	5.0	6.3	6.3	20	13
C 36 2_8.0	8.0	1.6	—	—	4.4	4.3	5.6	5.6	20	12
C 36 2_8.8	8.8	1.5	—	—	4.4	4.3	5.6	5.6	19	12
C 36 2_10.6	10.6	1.1	—	—	3.9	3.8	5.1	5.1	19	12
C 36 2_11.7	11.7	1.0	2.5	2.5	3.9	3.8	5.1	5.1	19	12
C 36 2_13.3	13.3	0.69	2.2	2.2	3.6	3.5	4.8	4.8	19	11
C 36 2_14.8	14.8	0.68	2.2	2.2	3.6	3.5	4.8	4.8	19	11
C 36 2_17.2	17.2	0.47	2.0	2.0	3.4	3.3	4.6	4.6	18	11
C 36 2_19.0	19.0	0.47	2.0	2.0	3.4	3.3	4.6	4.6	18	11
C 36 3_22.1	22.1	1.8	—	—	4.7	4.6	5.9	5.9	19	12
C 36 3_26.2	26.2	1.3	—	—	4.2	4.1	5.4	5.4	19	12
C 36 3_28.7	28.7	1.3	—	—	4.2	4.1	5.4	5.4	19	12
C 36 3_34.6	34.6	0.88	—	—	3.8	3.7	5.0	5.0	19	11
C 36 3_38.1	38.1	0.90	2.4	2.4	3.8	3.7	5.0	5.0	19	11
C 36 3_43.5	43.5	0.59	2.1	2.1	3.5	3.4	4.7	4.7	19	11
C 36 3_48.2	48.2	0.60	2.1	2.1	3.5	3.4	4.7	4.7	19	11
C 36 3_56.2	56.2	0.41	1.9	1.9	3.3	3.2	4.5	4.5	18	11
C 36 3_62.0	62.0	0.42	1.9	1.9	3.3	3.2	4.5	4.5	18	11
C 36 3_70.8	70.8	0.30	1.8	1.8	3.2	3.1	4.4	4.4	18	11
C 36 3_77.6	77.6	0.28	1.8	1.8	3.2	3.1	4.4	4.4	17	11
C 36 3_83.1	83.1	0.24	1.7	1.7	3.1	3.0	4.3	4.3	—	11
C 36 3_91.9	91.9	0.21	1.7	1.7	3.1	3.0	4.3	4.3	—	11
C 36 3_102.2	102.2	0.19	1.7	1.7	3.1	3.0	4.3	4.3	—	11
C 36 3_111.5	111.5	0.16	1.7	1.7	3.1	3.0	4.3	4.3	—	11
C 36 3_125.8	125.8	0.14	1.6	1.6	3.0	2.9	4.2	4.2	—	11
C 36 3_139.8	139.8	0.11	1.6	1.6	3.0	2.9	4.2	4.2	—	11
C 36 3_162.0	162.0	0.09	1.6	1.6	3.0	2.9	4.2	4.2	—	11
C 36 3_183.5	183.5	0.07	1.6	1.6	3.0	2.9	4.2	4.2	—	11
C 36 3_206.4	206.4	0.06	1.6	1.6	3.0	2.9	4.2	4.2	—	11
C 36 4_230.9	230.9	0.08	—	—	—	—	—	—	—	—
C 36 4_255.0	255.0	0.08	1.6	1.6	3.0	2.9	4.2	4.2	—	0.90
C 36 4_290.9	290.9	0.07	1.6	1.6	3.0	2.9	4.2	4.2	—	0.89
C 36 4_318.9	318.9	0.07	1.6	1.6	3.0	2.9	4.2	4.2	—	0.89
C 36 4_341.7	341.7	0.07	1.6	1.6	3.0	2.9	4.2	4.2	—	0.89
C 36 4_377.9	377.9	0.07	1.6	1.6	3.0	2.9	4.2	4.2	—	0.89
C 36 4_420.2	420.2	0.06	1.6	1.6	3.0	2.9	4.2	4.2	—	0.88
C 36 4_458.4	458.4	0.06	1.6	1.6	3.0	2.9	4.2	4.2	—	0.88
C 36 4_517.2	517.2	0.06	1.6	1.6	3.0	2.9	4.2	4.2	—	0.88
C 36 4_574.7	574.7	0.06	1.6	1.6	3.0	2.9	4.2	4.2	—	0.88
C 36 4_665.9	665.9	0.06	1.6	1.6	3.0	2.9	4.2	4.2	—	0.88
C 36 4_754.2	754.2	0.06	1.6	1.6	3.0	2.9	4.2	4.2	—	0.88
C 36 4_848.5	848.5	0.06	1.6	1.6	3.0	2.9	4.2	4.2	—	0.88



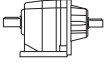


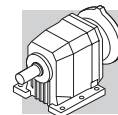
C 36

		J (•10 ⁻⁴) [kgm ²]											
		 SERVO											
	i	60A		60B 80A		95A		80C 95B 110A		95C 110B		130A	
		SK	SC	SK	SC	SK	SC	SK	SC	SK	SC	SK	SC
C 36 2_2.7	2.7	—	—	—	—	—	—	6.5	7.0	6.4	7.4	6.4	7.4
C 36 2_3.2	3.2	—	—	—	—	—	—	5.4	5.9	5.3	6.3	5.3	6.3
C 36 2_3.5	3.5	—	—	—	—	—	—	5.3	5.8	5.2	6.2	5.2	6.2
C 36 2_4.2	4.2	—	—	—	—	—	—	4.5	5.0	4.4	5.4	4.4	5.4
C 36 2_4.6	4.6	1.8	2.0	1.8	2.2	4.3	4.7	4.4	4.9	4.3	5.3	4.3	5.3
C 36 2_5.3	5.3	1.4	1.6	1.4	1.8	3.9	4.4	4.0	4.5	3.9	4.9	3.9	4.9
C 36 2_5.8	5.8	1.3	1.5	1.3	1.7	3.8	4.2	3.9	4.4	3.8	4.8	3.8	4.8
C 36 2_6.8	6.8	—	—	—	—	—	—	5.1	5.6	5.0	6.0	5.0	6.0
C 36 2_8.0	8.0	—	—	—	—	—	—	4.4	4.9	4.3	5.3	4.3	5.3
C 36 2_8.8	8.8	—	—	—	—	—	—	4.4	4.9	4.3	5.3	4.3	5.3
C 36 2_10.6	10.6	—	—	—	—	—	—	3.9	4.4	3.8	4.8	3.8	4.8
C 36 2_11.7	11.7	1.3	1.5	1.3	1.7	3.8	4.3	3.9	4.4	3.8	4.8	3.8	4.8
C 36 2_13.3	13.3	0.96	1.2	0.98	1.4	3.5	3.9	3.6	4.1	3.5	4.5	3.5	4.5
C 36 2_14.8	14.8	0.95	1.2	0.97	1.4	3.5	3.9	3.6	4.1	3.5	4.5	3.5	4.5
C 36 2_17.2	17.2	0.74	1.0	0.76	1.2	3.3	3.7	3.4	3.9	3.3	4.3	3.3	4.3
C 36 2_19.0	19.0	0.74	1.0	0.76	1.2	3.3	3.7	3.4	3.9	3.3	4.3	3.3	4.3
C 36 3_22.1	22.1	—	—	—	—	—	—	4.7	5.2	4.6	5.6	4.6	5.6
C 36 3_26.2	26.2	—	—	—	—	—	—	4.2	4.7	4.1	5.1	4.1	5.1
C 36 3_28.7	28.7	—	—	—	—	—	—	4.2	4.7	4.1	5.1	4.1	5.1
C 36 3_34.6	34.6	—	—	—	—	—	—	3.8	4.3	3.7	4.7	3.7	4.7
C 36 3_38.1	38.1	1.2	1.4	1.2	1.6	3.7	4.2	3.8	4.3	3.7	4.7	3.7	4.7
C 36 3_43.5	43.5	0.86	1.1	0.88	1.3	3.4	3.8	3.5	4.0	3.4	4.4	3.4	4.4
C 36 3_48.2	48.2	0.87	1.1	0.89	1.3	3.4	3.9	3.5	4.0	3.4	4.4	3.4	4.4
C 36 3_56.2	56.2	0.68	0.94	0.70	1.1	3.2	3.7	3.3	3.8	3.2	4.2	3.2	4.2
C 36 3_62.0	62.0	0.69	0.95	0.71	1.1	3.2	3.7	3.3	3.8	3.2	4.2	3.2	4.2
C 36 3_70.8	70.8	0.57	0.83	0.59	1.0	3.1	3.6	3.2	3.7	3.1	4.1	3.1	4.1
C 36 3_77.6	77.6	0.55	0.81	0.57	1.0	3.1	3.5	3.2	3.7	3.1	4.1	3.1	4.1
C 36 3_83.1	83.1	0.51	0.77	0.53	0.97	3.1	3.5	3.1	3.6	3.0	4.0	3.0	4.0
C 36 3_91.9	91.9	0.48	0.74	0.50	0.94	3.0	3.5	3.1	3.6	3.0	4.0	3.0	4.0
C 36 3_102.2	102.2	0.46	0.72	0.48	0.92	3.0	3.4	3.1	3.6	3.0	4.0	3.0	4.0
C 36 3_111.5	111.5	0.43	0.69	0.45	0.89	3.0	3.4	3.1	3.6	3.0	4.0	3.0	4.0
C 36 3_125.8	125.8	0.41	0.67	0.43	0.87	3.0	3.4	3.0	3.5	2.9	3.9	2.9	3.9
C 36 3_139.8	139.8	0.38	0.64	0.40	0.84	2.9	3.4	3.0	3.5	2.9	3.9	2.9	3.9
C 36 3_162.0	162.0	0.36	0.62	0.38	0.82	2.9	3.3	3.0	3.5	2.9	3.9	2.9	3.9
C 36 3_183.5	183.5	0.34	0.60	0.36	0.80	2.9	3.3	3.0	3.5	2.9	3.9	2.9	3.9
C 36 3_206.4	206.4	0.33	0.59	0.35	0.79	2.9	3.3	3.0	3.5	2.9	3.9	2.9	3.9
C 36 4_230.9	230.9	0.35	0.61	0.37	0.81	2.9	3.3	3.0	3.5	2.9	3.9	—	—
C 36 4_255.0	255.0	0.35	0.61	0.37	0.81	2.9	3.3	3.0	3.5	2.9	3.9	—	—
C 36 4_290.9	290.9	0.34	0.60	0.36	0.80	2.9	3.3	3.0	3.5	2.9	3.9	—	—
C 36 4_318.9	318.9	0.34	0.60	0.36	0.80	2.9	3.3	3.0	3.5	2.9	3.9	—	—
C 36 4_341.7	341.7	0.34	0.60	0.36	0.80	2.9	3.3	3.0	3.5	2.9	3.9	—	—
C 36 4_377.9	377.9	0.34	0.60	0.36	0.80	2.9	3.3	3.0	3.5	2.9	3.9	—	—
C 36 4_420.2	420.2	0.33	0.59	0.35	0.79	2.9	3.3	3.0	3.5	2.9	3.9	—	—
C 36 4_458.4	458.4	0.33	0.59	0.35	0.79	2.9	3.3	3.0	3.5	2.9	3.9	—	—
C 36 4_517.2	517.2	0.33	0.59	0.35	0.79	2.9	3.3	3.0	3.5	2.9	3.9	—	—
C 36 4_574.7	574.7	0.33	0.59	0.35	0.79	2.9	3.3	3.0	3.5	2.9	3.9	—	—
C 36 4_665.9	665.9	0.33	0.59	0.35	0.79	2.9	3.3	3.0	3.5	2.9	3.9	—	—
C 36 4_754.2	754.2	0.33	0.59	0.35	0.79	2.9	3.3	3.0	3.5	2.9	3.9	—	—
C 36 4_848.5	848.5	0.33	0.59	0.35	0.79	2.9	3.3	3.0	3.5	2.9	3.9	—	—




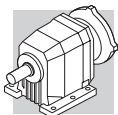
C 41

	i	J ($\cdot 10^{-4}$) [kgm ²]								
			IEC 							
			63	71	80	90	100	112	132	
C 41 2_2.7	2.7	10	—	—	13	13	14	14	29	21
C 41 2_3.6	3.6	6.0	—	—	8.9	8.8	10	10	25	17
C 41 2_4.7	4.7	3.7	—	—	6.6	6.5	7.8	7.8	23	14
C 41 2_6.0	6.0	2.5	—	—	5.4	5.3	6.6	6.6	21	13
C 41 2_6.4	6.4	4.3	—	—	7.2	7.1	8.4	8.4	23	15
C 41 2_7.1	7.1	4.1	—	—	7.0	6.9	8.2	8.2	23	15
C 41 2_8.6	8.6	2.9	—	—	5.8	5.7	7.0	7.0	22	13
C 41 2_9.6	9.6	2.8	—	—	5.7	5.6	6.9	6.9	22	13
C 41 2_11.2	11.2	1.8	—	—	4.7	4.6	5.9	5.9	21	12
C 41 2_12.4	12.4	1.8	—	—	4.7	4.6	5.9	5.9	21	12
C 41 2_14.2	14.2	1.4	2.9	2.9	4.3	4.2	5.5	5.5	20	12
C 41 2_15.8	15.8	1.3	2.8	2.8	4.2	4.1	5.4	5.4	20	12
C 41 2_17.8	17.8	1.0	2.5	2.5	3.9	3.8	5.1	5.1	20	12
C 41 2_19.8	19.8	0.98	2.5	2.5	3.9	3.8	5.1	5.1	20	12
C 41 2_22.6	22.6	0.60	2.1	2.1	3.5	3.4	4.7	4.7	20	11
C 41 2_25.0	25.0	0.60	2.1	2.1	3.5	3.4	4.7	4.7	20	11
C 41 2_28.3	28.3	0.44	1.9	1.9	3.3	3.2	4.5	4.5	19	11
C 41 2_31.4	31.4	0.43	1.9	1.9	3.3	3.2	4.5	4.5	19	11
C 41 2_33.4	33.4	0.34	1.8	1.8	3.2	3.1	4.4	4.4	—	11
C 41 2_37.1	37.1	0.33	1.8	1.8	3.2	3.1	4.4	4.4	—	11
C 41 2_44.8	44.8	0.27	1.8	1.8	3.2	3.1	4.4	4.4	—	11
C 41 3_28.5	28.5	2.5	—	—	5.4	5.3	6.6	6.6	21	13
C 41 3_31.2	31.2	2.5	—	—	5.4	5.3	6.6	6.6	21	13
C 41 3_36.8	36.8	1.6	—	—	4.5	4.4	5.7	5.7	21	12
C 41 3_40.3	40.3	1.6	—	—	4.5	4.4	5.7	5.7	21	12
C 41 3_47.0	47.0	1.2	2.7	2.7	4.1	4.0	5.3	5.3	20	12
C 41 3_51.5	51.5	1.2	2.7	2.7	4.1	4.0	5.3	5.3	20	12
C 41 3_58.7	58.7	0.90	2.4	2.4	3.8	3.7	5.0	5.0	20	11
C 41 3_64.3	64.3	0.90	2.4	2.4	3.8	3.7	5.0	5.0	20	11
C 41 3_74.4	74.4	0.60	2.1	2.1	3.5	3.4	4.7	4.7	20	11
C 41 3_81.5	81.5	0.60	2.1	2.1	3.5	3.4	4.7	4.7	20	11
C 41 3_93.9	93.9	0.40	1.9	1.9	3.3	3.2	4.5	4.5	19	11
C 41 3_102.3	102.3	0.40	1.9	1.9	3.3	3.2	4.5	4.5	19	11
C 41 3_110.1	110.1	0.30	1.8	1.8	3.2	3.1	4.4	4.4	—	11
C 41 3_120.6	120.6	0.30	1.8	1.8	3.2	3.1	4.4	4.4	—	11
C 41 3_132.9	132.9	0.30	1.8	1.8	3.2	3.1	4.4	4.4	—	11
C 41 3_145.6	145.6	0.30	1.8	1.8	3.2	3.1	4.4	4.4	—	11
C 41 3_164.1	164.1	0.20	1.7	1.7	3.1	3.0	4.3	4.3	—	11
C 41 3_179.9	179.9	0.20	1.7	1.7	3.1	3.0	4.3	4.3	—	11
C 41 3_190.8	190.8	0.10	1.6	1.6	3.0	2.9	4.2	4.2	—	11
C 41 3_209.1	209.1	0.10	1.6	1.6	3.0	2.9	4.2	4.2	—	11
C 41 4_239.9	239.9	0.15	1.7	1.7	3.1	3.0	4.3	4.3	—	2.1
C 41 4_263.0	263.0	0.15	1.7	1.7	3.1	3.0	4.3	4.3	—	2.1
C 41 4_304.2	304.2	0.13	1.6	1.6	3.0	2.9	4.2	4.2	—	2.0
C 41 4_333.4	333.4	0.13	1.6	1.6	3.0	2.9	4.2	4.2	—	2.0
C 41 4_382.0	382.0	0.12	1.6	1.6	3.0	2.9	4.2	4.2	—	2.0
C 41 4_419.0	419.0	0.12	1.6	1.6	3.0	2.9	4.2	4.2	—	2.0
C 41 4_450.2	450.2	0.12	1.6	1.6	3.0	2.9	4.2	4.2	—	2.0
C 41 4_493.5	493.5	0.12	1.6	1.6	3.0	2.9	4.2	4.2	—	2.0
C 41 4_543.5	543.5	0.12	1.6	1.6	3.0	2.9	4.2	4.2	—	2.0
C 41 4_595.8	595.8	0.12	1.6	1.6	3.0	2.9	4.2	4.2	—	2.0
C 41 4_671.3	671.3	0.10	1.6	1.6	3.0	2.9	4.2	4.2	—	2.0
C 41 4_735.9	735.9	0.10	1.6	1.6	3.0	2.9	4.2	4.2	—	2.0
C 41 4_780.4	780.4	0.10	1.6	1.6	3.0	2.9	4.2	4.2	—	2.0
C 41 4_855.5	855.5	0.10	1.6	1.6	3.0	2.9	4.2	4.2	—	2.0






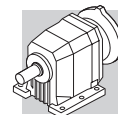
C 41

		J ($\cdot 10^{-4}$) [kgm ²]																	
		 SERVO																	
i		60A		60B 80A		80B		95A		80C 95B 110A		95C 110B		130A		130B 180A		180B	
		SK	SC	SK	SC	SK	SC	SK	SC	SK	SC	SK	SC	SK	SC	SK	SC	SK	SC
C 41 2_2.7	2.7	—	—	—	—	—	—	—	—	13	14	13	14	13	14	27	29	29	34
C 41 2_3.6	3.6	—	—	—	—	—	—	—	—	8.9	9.4	8.8	9.8	8.8	9.8	23	25	25	30
C 41 2_4.7	4.7	—	—	—	—	—	—	—	—	6.6	7.1	6.5	7.5	6.5	7.5	21	23	23	28
C 41 2_6.0	6.0	—	—	—	—	5.3	5.8	5.3	5.8	5.4	5.9	5.3	6.3	5.3	6.3	19	22	21	26
C 41 2_6.4	6.4	—	—	—	—	—	—	—	—	7.2	7.7	7.1	8.1	7.1	8.1	21	24	23	28
C 41 2_7.1	7.1	—	—	—	—	—	—	—	—	7.0	7.5	6.9	7.9	6.9	7.9	21	24	23	28
C 41 2_8.6	8.6	—	—	—	—	—	—	—	—	5.8	6.3	5.7	6.7	5.7	6.7	20	22	22	27
C 41 2_9.6	9.6	—	—	—	—	—	—	—	—	5.7	6.2	5.6	6.6	5.6	6.6	20	22	22	27
C 41 2_11.2	11.2	—	—	—	—	—	—	—	—	4.7	5.2	4.6	5.6	4.6	5.6	19	21	21	26
C 41 2_12.4	12.4	—	—	—	—	—	—	—	—	4.7	5.2	4.6	5.6	4.6	5.6	19	21	21	26
C 41 2_14.2	14.2	—	—	—	—	4.2	4.7	4.2	4.7	4.3	4.8	4.2	5.2	4.2	5.2	18	21	20	25
C 41 2_15.8	15.8	—	—	—	—	4.1	4.6	4.1	4.6	4.2	4.7	4.1	5.1	4.1	5.1	18	21	20	25
C 41 2_17.8	17.8	—	—	—	—	3.8	5.3	3.8	5.3	3.9	4.4	3.8	4.8	3.8	4.8	18	20	20	25
C 41 2_19.8	19.8	—	—	—	—	3.8	4.2	3.8	4.2	3.9	4.4	3.8	4.8	3.8	4.8	18	20	20	25
C 41 2_22.6	22.6	—	—	—	—	3.4	3.9	3.4	3.9	3.5	4.0	3.4	4.4	3.4	4.4	18	20	20	25
C 41 2_25.0	25.0	—	—	—	—	3.4	3.9	3.4	3.9	3.5	4.0	3.4	4.4	3.4	4.4	18	20	20	25
C 41 2_28.3	28.3	—	—	—	—	3.3	3.7	3.3	3.7	3.3	3.8	3.2	4.2	3.2	4.2	17	20	19	24
C 41 2_31.4	31.4	—	—	—	—	3.3	3.7	3.3	3.7	3.3	3.8	3.2	4.2	3.2	4.2	17	20	19	24
C 41 2_33.4	33.4	—	—	—	—	3.2	3.6	3.2	3.6	3.2	3.7	3.1	4.1	3.1	4.1	—	—	—	—
C 41 2_37.1	37.1	—	—	—	—	3.2	3.6	3.2	3.6	3.2	3.7	3.1	4.1	3.1	4.1	—	—	—	—
C 41 2_44.8	44.8	—	—	—	—	3.1	3.5	3.1	3.5	3.2	3.7	3.1	4.1	3.1	4.1	—	—	—	—
C 41 3_28.5	28.5	—	—	—	—	—	—	—	—	5.4	5.9	5.3	6.3	5.3	6.3	19	22	21	26
C 41 3_31.2	31.2	—	—	—	—	—	—	—	—	5.4	5.9	5.3	6.3	5.3	6.3	19	22	21	26
C 41 3_36.8	36.8	—	—	—	—	—	—	—	—	4.5	5.0	4.4	5.4	4.4	5.4	19	21	21	26
C 41 3_40.3	40.3	—	—	—	—	—	—	—	—	4.5	5.0	4.4	5.4	4.4	5.4	19	21	21	26
C 41 3_47.0	47.0	—	—	—	—	4.0	4.5	4.0	4.5	4.1	4.6	4.0	5.0	4.0	5.0	18	21	20	25
C 41 3_51.5	51.5	—	—	—	—	4.0	4.5	4.0	4.5	4.1	4.6	4.0	5.0	4.0	5.0	18	21	20	25
C 41 3_58.7	58.7	—	—	—	—	3.7	4.2	3.7	4.2	3.8	4.3	3.7	4.7	3.7	4.7	18	20	20	25
C 41 3_64.3	64.3	—	—	—	—	3.7	4.2	3.7	4.2	3.8	4.3	3.7	4.7	3.7	4.7	18	20	20	25
C 41 3_74.4	74.4	—	—	—	—	3.4	3.9	3.4	3.9	3.5	4.0	3.4	4.4	3.4	4.4	18	20	20	25
C 41 3_81.5	81.5	—	—	—	—	3.4	3.9	3.4	3.9	3.5	4.0	3.4	4.4	3.4	4.4	18	20	20	25
C 41 3_93.9	93.9	—	—	—	—	3.2	3.7	3.2	3.7	3.3	3.8	3.2	4.2	3.2	4.2	17	20	19	24
C 41 3_102.3	102.3	—	—	—	—	3.2	3.7	3.2	3.7	3.3	3.8	3.2	4.2	3.2	4.2	17	20	19	24
C 41 3_110.1	110.1	—	—	—	—	3.1	3.6	3.1	3.6	3.2	3.7	3.1	4.1	3.1	4.1	—	—	—	—
C 41 3_120.6	120.6	—	—	—	—	3.1	3.6	3.1	3.6	3.2	3.7	3.1	4.1	3.1	4.1	—	—	—	—
C 41 3_132.9	132.9	—	—	—	—	3.1	3.6	3.1	3.6	3.2	3.7	3.1	4.1	3.1	4.1	—	—	—	—
C 41 3_145.6	145.6	—	—	—	—	3.1	3.6	3.1	3.6	3.2	3.7	3.1	4.1	3.1	4.1	—	—	—	—
C 41 3_164.1	164.1	—	—	—	—	3.0	3.5	3.0	3.5	3.1	3.6	3.0	4.0	3.0	4.0	—	—	—	—
C 41 3_179.9	179.9	—	—	—	—	3.0	3.5	3.0	3.5	3.1	3.6	3.0	4.0	3.0	4.0	—	—	—	—
C 41 3_190.8	190.8	—	—	—	—	2.9	3.4	2.9	3.4	3.0	3.5	2.9	3.9	2.9	3.9	—	—	—	—
C 41 3_209.1	209.1	—	—	—	—	2.9	3.4	2.9	3.4	3.0	3.5	2.9	3.9	2.9	3.9	—	—	—	—
C 41 4_239.9	239.9	0.42	0.68	0.44	0.88	—	—	3.0	3.4	3.1	3.6	3.0	4.0	—	—	—	—	—	—
C 41 4_263.0	263.0	0.42	0.68	0.44	0.88	—	—	3.0	3.4	3.1	3.6	3.0	4.0	—	—	—	—	—	—
C 41 4_304.2	304.2	0.40	0.66	0.42	0.86	—	—	3.0	3.4	3.0	3.5	2.9	3.9	—	—	—	—	—	—
C 41 4_333.4	333.4	0.40	0.66	0.42	0.86	—	—	3.0	3.4	3.0	3.5	2.9	3.9	—	—	—	—	—	—
C 41 4_382.0	382.0	0.39	0.65	0.41	0.85	—	—	2.9	3.4	3.0	3.5	2.9	3.9	—	—	—	—	—	—
C 41 4_419.0	419.0	0.39	0.65	0.41	0.85	—	—	2.9	3.4	3.0	3.5	2.9	3.9	—	—	—	—	—	—
C 41 4_450.2	450.2	0.39	0.65	0.41	0.85	—	—	2.9	3.4	3.0	3.5	2.9	3.9	—	—	—	—	—	—
C 41 4_493.5	493.5	0.39	0.65	0.41	0.85	—	—	2.9	3.4	3.0	3.5	2.9	3.9	—	—	—	—	—	—
C 41 4_543.5	543.5	0.39	0.65	0.41	0.85	—	—	2.9	3.4	3.0	3.5	2.9	3.9	—	—	—	—	—	—
C 41 4_595.8	595.8	0.39	0.65	0.41	0.85	—	—	2.9	3.4	3.0	3.5	2.9	3.9	—	—	—	—	—	—
C 41 4_671.3	671.3	0.37	0.63	0.39	0.83	—	—	2.9	3.4	3.0	3.5	2.9	3.9	—	—	—	—	—	—
C 41 4_735.9	735.9	0.37	0.63	0.39	0.83	—	—	2.9	3.4	3.0	3.5	2.9	3.9	—	—	—	—	—	—
C 41 4_780.4	780.4	0.37	0.63	0.39	0.83	—	—	2.9	3.4	3.0	3.5	2.9	3.9	—	—	—	—	—	—
C 41 4_855.5	855.5	0.37	0.63	0.39	0.83	—	—	2.9	3.4	3.0	3.5	2.9	3.9	—	—	—	—	—	—




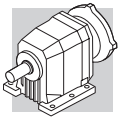
C 51

	i	J ($\cdot 10^{-4}$) [kgm ²]										
			 IEC									
			63	71	80	90	100	112	132	160		180
C 51 2_2.6	2.6	15	—	—	17	17	19	19	33	79	76	25
C 51 2_3.3	3.3	10	—	—	13	13	14	14	29	75	72	21
C 51 2_4.5	4.5	6.3	—	—	9.2	9.1	10	10	25	71	68	17
C 51 2_5.6	5.6	4.1	—	—	7.0	6.9	8.2	8.2	23	69	66	15
C 51 2_7.0	7.0	8.1	—	—	11	11	12	12	27	73	70	19
C 51 2_7.8	7.8	7.8	—	—	11	11	12	12	27	73	70	18
C 51 2_8.8	8.8	6.0	—	—	8.9	8.8	10	10	25	71	68	17
C 51 2_9.8	9.8	5.8	—	—	8.7	8.6	9.9	9.9	25	71	68	16
C 51 2_11.8	11.8	4.1	—	—	7.0	6.9	8.2	8.2	23	69	66	15
C 51 2_13.1	13.1	4.0	—	—	6.9	6.8	8.1	8.1	23	69	66	15
C 51 2_15.0	15.0	2.7	—	—	5.6	5.5	6.8	6.8	22	68	65	13
C 51 2_16.6	16.6	2.6	—	—	5.5	5.4	6.7	6.7	22	68	65	13
C 51 2_18.9	18.9	2.0	3.5	3.5	4.9	4.8	6.1	6.1	21	67	64	13
C 51 2_21.0	21.0	1.9	3.4	3.4	4.8	4.7	6.0	6.0	21	67	64	12
C 51 2_23.4	23.4	1.5	3.0	3.0	4.4	4.3	5.6	5.6	20	66	63	12
C 51 2_25.9	25.9	1.4	2.9	2.9	4.3	4.2	5.5	5.5	20	66	63	12
C 51 2_29.8	29.8	0.90	2.4	2.4	3.8	3.7	5.0	5.0	20	66	63	11
C 51 2_33.0	33.0	0.90	2.4	2.4	3.8	3.7	5.0	5.0	20	66	63	11
C 51 2_36.4	36.4	0.70	2.2	2.2	3.6	3.5	4.8	4.8	20	66	63	11
C 51 2_40.4	40.4	0.70	2.2	2.2	3.6	3.5	4.8	4.8	20	66	63	11
C 51 2_43.1	43.1	0.50	2.0	2.0	3.4	3.3	4.6	4.6	—	—	—	11
C 51 2_47.8	47.8	0.50	2.0	2.0	3.4	3.3	4.6	4.6	—	—	—	11
C 51 2_51.4	51.4	0.40	1.9	1.9	3.3	3.2	4.5	4.5	—	—	—	11
C 51 2_57.0	57.0	0.40	1.9	1.9	3.3	3.2	4.5	4.5	—	—	—	11
C 51 3_21.8	21.8	6.8	—	—	9.7	9.6	11	11	26	72	69	17
C 51 3_23.9	23.9	6.8	—	—	9.7	9.6	11	11	26	72	69	17
C 51 3_27.4	27.4	5.2	—	—	8.1	8.0	9.3	9.3	24	70	67	16
C 51 3_30.1	30.1	5.2	—	—	8.1	8.0	9.3	9.3	24	70	67	16
C 51 3_37.0	37.0	3.6	—	—	6.5	6.4	7.7	7.7	23	69	66	14
C 51 3_40.5	40.5	3.6	—	—	6.5	6.4	7.7	7.7	23	69	66	14
C 51 3_46.7	46.7	2.4	—	—	5.3	5.2	6.5	6.5	21	67	64	13
C 51 3_51.2	51.2	2.4	—	—	5.3	5.2	6.5	6.5	21	67	64	13
C 51 3_59.0	59.0	1.8	3.3	3.3	4.7	4.6	5.9	5.9	21	67	64	12
C 51 3_64.6	64.6	1.8	3.3	3.3	4.7	4.6	5.9	5.9	21	67	64	12
C 51 3_72.9	72.9	1.3	2.8	2.8	4.2	4.1	5.4	5.4	20	66	63	12
C 51 3_79.9	79.9	1.3	2.8	2.8	4.2	4.1	5.4	5.4	20	66	63	12
C 51 3_93.0	93.0	0.80	2.3	2.3	3.7	3.6	4.9	4.9	20	66	63	11
C 51 3_101.8	101.8	0.80	2.3	2.3	3.7	3.6	4.9	4.9	20	66	63	11
C 51 3_113.6	113.6	0.60	2.1	2.1	3.5	3.4	4.7	4.7	20	66	63	11
C 51 3_124.4	124.4	0.60	2.1	2.1	3.5	3.4	4.7	4.7	20	66	63	11
C 51 3_134.6	134.6	0.50	2.0	2.0	3.4	3.3	4.6	4.6	—	—	—	11
C 51 3_147.4	147.4	0.50	2.0	2.0	3.4	3.3	4.6	4.6	—	—	—	11
C 51 3_160.5	160.5	0.40	1.9	1.9	3.3	3.2	4.5	4.5	—	—	—	11
C 51 3_175.8	175.8	0.40	1.9	1.9	3.3	3.2	4.5	4.5	—	—	—	11
C 51 3_197.9	197.9	0.30	1.8	1.8	3.2	3.1	4.4	4.4	—	—	—	11
C 51 3_216.7	216.7	0.30	1.8	1.8	3.2	3.1	4.4	4.4	—	—	—	11
C 51 4_240.9	240.9	0.30	1.8	1.8	3.2	3.1	4.4	4.4	—	—	—	1.2
C 51 4_263.8	263.8	0.30	1.8	1.8	3.2	3.1	4.4	4.4	—	—	—	1.2
C 51 4_297.8	297.8	0.30	1.8	1.8	3.2	3.1	4.4	4.4	—	—	—	1.2
C 51 4_326.1	326.1	0.30	1.8	1.8	3.2	3.1	4.4	4.4	—	—	—	1.2
C 51 4_380.0	380.0	0.20	1.7	1.7	3.1	3.0	4.3	4.3	—	—	—	1.1
C 51 4_416.0	416.0	0.20	1.7	1.7	3.1	3.0	4.3	4.3	—	—	—	1.1
C 51 4_463.9	463.9	0.20	1.7	1.7	3.1	3.0	4.3	4.3	—	—	—	1.1
C 51 4_508.0	508.0	0.20	1.7	1.7	3.1	3.0	4.3	4.3	—	—	—	1.1
C 51 4_549.7	549.7	0.20	1.7	1.7	3.1	3.0	4.3	4.3	—	—	—	1.1
C 51 4_602.0	602.0	0.20	1.7	1.7	3.1	3.0	4.3	4.3	—	—	—	1.1
C 51 4_655.4	655.4	0.20	1.7	1.7	3.1	3.0	4.3	4.3	—	—	—	1.1
C 51 4_717.7	717.7	0.20	1.7	1.7	3.1	3.0	4.3	4.3	—	—	—	1.1
C 51 4_808.0	808.0	0.20	1.7	1.7	3.1	3.0	4.3	4.3	—	—	—	1.1
C 51 4_884.9	884.9	0.20	1.7	1.7	3.1	3.0	4.3	4.3	—	—	—	1.1



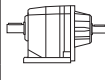


C 51

		J ($\cdot 10^{-4}$) [kgm ²]											
		 SERVO											
i		80B		95A		80C 95B 110A		95C 110B 130A		130B 180A		180B	
		SK	SC	SK	SC	SK	SC	SK	SC	SK	SC	SK	SC
C 51 2_2.6	2.6	—	—	—	—	17	18	17	18	32	34	33	38
C 51 2_3.3	3.3	—	—	—	—	13	14	13	14	27	29	29	34
C 51 2_4.5	4.5	—	—	—	—	9.2	9.7	9.1	10	23	26	25	30
C 51 2_5.6	5.6	—	—	—	—	7.0	7.5	6.9	7.9	21	24	23	28
C 51 2_7.0	7.0	—	—	—	—	11	12	11	12	25	28	27	32
C 51 2_7.8	7.8	—	—	—	—	11	12	11	12	25	27	27	32
C 51 2_8.8	8.8	—	—	—	—	8.9	9.4	8.8	9.8	23	25	25	30
C 51 2_9.8	9.8	—	—	—	—	8.7	9.2	8.6	9.6	23	25	25	30
C 51 2_11.8	11.8	—	—	—	—	7.0	7.5	6.9	7.9	21	24	23	28
C 51 2_13.1	13.1	—	—	—	—	6.9	7.4	6.8	7.8	21	23	23	28
C 51 2_15.0	15.0	—	—	—	—	5.6	6.1	5.5	6.5	20	22	22	27
C 51 2_16.6	16.6	—	—	—	—	5.5	6.0	5.4	6.4	20	22	22	27
C 51 2_18.9	18.9	4.8	5.3	4.8	5.3	4.9	5.4	4.8	5.8	19	21	21	26
C 51 2_21.0	21.0	4.7	5.2	4.7	5.2	4.8	5.3	4.7	5.7	19	21	21	26
C 51 2_23.4	23.4	4.3	4.8	4.3	4.8	4.4	4.3	4.3	5.3	18	21	20	25
C 51 2_25.9	25.9	4.2	4.7	4.2	4.7	4.3	4.8	4.2	5.2	18	21	20	25
C 51 2_29.8	29.8	3.7	4.2	3.7	4.2	3.8	4.3	3.7	4.7	18	20	20	25
C 51 2_33.0	33.0	3.7	4.2	3.7	4.2	3.8	4.3	3.7	4.7	18	20	20	25
C 51 2_36.4	36.4	3.5	4.0	3.5	4.0	3.6	4.1	3.5	4.5	18	20	20	25
C 51 2_40.4	40.4	3.5	4.0	3.5	4.0	3.6	4.1	3.5	4.5	18	20	20	25
C 51 2_43.1	43.1	3.3	3.8	3.3	3.8	3.4	3.9	3.3	4.3	—	—	—	—
C 51 2_47.8	47.8	3.3	3.8	3.3	3.8	3.4	3.9	3.3	4.3	—	—	—	—
C 51 2_51.4	51.4	3.2	3.7	3.2	3.7	3.3	3.8	3.2	4.2	—	—	—	—
C 51 2_57.0	57.0	3.2	3.7	3.2	3.7	3.3	3.8	3.2	4.2	—	—	—	—
C 51 3_21.8	21.8	—	—	—	—	9.7	10	9.6	11	24	26	26	31
C 51 3_23.9	23.9	—	—	—	—	9.7	10	9.6	11	24	26	26	31
C 51 3_27.4	27.4	—	—	—	—	8.1	8.6	8.0	9.0	22	25	24	29
C 51 3_30.1	30.1	—	—	—	—	8.1	8.6	8.0	9.0	22	25	24	29
C 51 3_37.0	37.0	—	—	—	—	6.5	7.0	6.4	7.4	21	23	23	28
C 51 3_40.5	40.5	—	—	—	—	6.5	7.0	6.4	7.4	21	23	23	28
C 51 3_46.7	46.7	—	—	—	—	5.3	5.8	5.2	6.2	19	22	21	26
C 51 3_51.2	51.2	—	—	—	—	5.3	5.8	5.2	6.2	19	22	21	26
C 51 3_59.0	59.0	4.6	5.1	4.6	5.1	4.7	5.2	4.6	5.6	19	21	21	26
C 51 3_64.6	64.6	4.6	5.1	4.6	5.1	4.7	5.2	4.6	5.6	19	21	21	26
C 51 3_72.9	72.9	4.1	4.6	4.1	4.6	4.2	5.2	4.1	5.1	18	21	20	25
C 51 3_79.9	79.9	4.1	4.6	4.1	4.6	4.2	5.2	4.1	5.1	18	21	20	25
C 51 3_93.0	93.0	3.6	4.1	3.6	4.1	3.7	4.2	3.6	4.6	18	20	20	25
C 51 3_101.8	101.8	3.6	4.1	3.6	4.1	3.7	4.2	3.6	4.6	18	20	20	25
C 51 3_113.6	113.6	3.4	3.9	3.4	3.9	3.5	4.0	3.4	4.4	18	20	20	25
C 51 3_124.4	124.4	3.4	3.9	3.4	3.9	3.5	4.0	3.4	4.4	18	20	20	25
C 51 3_134.6	134.6	3.3	3.8	3.3	3.8	3.4	3.9	3.3	4.3	—	—	—	—
C 51 3_147.4	147.4	3.3	3.8	3.3	3.8	3.4	3.9	3.3	4.3	—	—	—	—
C 51 3_160.5	160.5	3.2	3.7	3.2	3.7	3.3	3.8	3.2	4.2	—	—	—	—
C 51 3_175.8	175.8	3.2	3.7	3.2	3.7	3.3	3.8	3.2	4.2	—	—	—	—
C 51 3_197.9	197.9	3.1	3.6	3.1	3.6	3.2	3.7	3.1	4.1	—	—	—	—
C 51 3_216.7	216.7	3.1	3.6	3.1	3.6	3.2	3.7	3.1	4.1	—	—	—	—
C 51 4_240.9	240.9	—	—	3.1	3.6	3.2	3.7	3.1	4.1	—	—	—	—
C 51 4_263.8	263.8	—	—	3.1	3.6	3.2	3.7	3.1	4.1	—	—	—	—
C 51 4_297.8	297.8	—	—	3.1	3.6	3.2	3.7	3.1	4.1	—	—	—	—
C 51 4_326.1	326.1	—	—	3.1	3.6	3.2	3.7	3.1	4.1	—	—	—	—
C 51 4_380.0	380.0	—	—	3.0	3.5	3.1	3.6	3.0	4.0	—	—	—	—
C 51 4_416.0	416.0	—	—	3.0	3.5	3.1	3.6	3.0	4.0	—	—	—	—
C 51 4_463.9	463.9	—	—	3.0	3.5	3.1	3.6	3.0	4.0	—	—	—	—
C 51 4_508.0	508.0	—	—	3.0	3.5	3.1	3.6	3.0	4.0	—	—	—	—
C 51 4_549.7	549.7	—	—	3.0	3.5	3.1	3.6	3.0	4.0	—	—	—	—
C 51 4_602.0	602.0	—	—	3.0	3.5	3.1	3.6	3.0	4.0	—	—	—	—
C 51 4_655.4	655.4	—	—	3.0	3.5	3.1	3.6	3.0	4.0	—	—	—	—
C 51 4_717.7	717.7	—	—	3.0	3.5	3.1	3.6	3.0	4.0	—	—	—	—
C 51 4_808.0	808.0	—	—	3.0	3.5	3.1	3.6	3.0	4.0	—	—	—	—
C 51 4_884.9	884.9	—	—	3.0	3.5	3.1	3.6	3.0	4.0	—	—	—	—




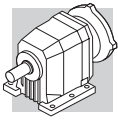
C 61

	i	J ($\cdot 10^{-4}$) [kgm ²]										
			 IEC									
			63	71	80	90	100	112	132	160		180
C 61 2_2.8	2.8	30	—	—	—	—	—	—	49	78	76	52
C 61 2_3.7	3.7	19	—	—	22	22	23	23	38	78	76	41
C 61 2_4.6	4.6	14	—	—	17	17	18	18	33	78	76	36
C 61 2_6.0	6.0	8.8	—	—	12	12	13	13	28	78	76	31
C 61 2_6.7	6.7	14	—	—	—	—	—	—	33	78	76	36
C 61 2_7.5	7.5	13	—	—	—	—	—	—	32	78	76	35
C 61 2_8.8	8.8	13	—	—	16	16	17	17	32	78	76	35
C 61 2_9.8	9.8	12	—	—	15	15	16	16	31	78	76	34
C 61 2_10.9	10.9	9.6	—	—	13	12	14	14	29	78	76	31
C 61 2_12.1	12.1	9.2	—	—	12	12	13	13	28	78	76	31
C 61 2_14.3	14.3	5.8	—	—	8.7	8.6	9.9	9.9	25	78	76	28
C 61 2_15.9	15.9	5.6	—	—	8.5	8.4	9.7	9.7	25	78	76	27
C 61 2_17.7	17.7	4.4	—	—	7.3	7.2	8.5	8.5	23	78	76	26
C 61 2_19.6	19.6	4.3	—	—	7.2	7.1	8.4	8.4	23	78	76	26
C 61 2_22.4	22.4	3.2	4.7	4.7	6.1	6.0	7.3	7.3	22	78	76	25
C 61 2_24.8	24.8	3.1	4.6	4.6	6.0	5.9	7.2	7.2	22	78	76	25
C 61 2_27.4	27.4	2.1	3.6	3.6	5.0	4.9	6.2	6.2	21	78	76	24
C 61 2_30.4	30.4	2.2	3.7	3.7	5.1	5.0	6.3	6.3	21	78	76	24
C 61 2_34.2	34.2	1.5	3.0	3.0	4.4	4.3	5.6	5.6	20	78	76	23
C 61 2_38.0	38.0	1.5	3.0	3.0	4.4	4.3	5.6	5.6	20	78	76	23
C 61 3_26.8	26.8	10	—	—	13	13	14	14	29	78	76	32
C 61 3_29.4	29.4	10	—	—	13	13	14	14	29	78	76	32
C 61 3_33.0	33.0	8.1	—	—	11	11	12	12	27	78	76	30
C 61 3_36.1	36.1	8.1	—	—	11	11	12	12	27	78	76	30
C 61 3_43.4	43.4	5.0	—	—	7.9	7.8	9.1	9.1	24	78	76	27
C 61 3_47.6	47.6	5.0	—	—	7.9	7.8	9.1	9.1	24	78	76	27
C 61 3_53.5	53.5	3.9	—	—	6.8	6.7	8.0	8.0	23	78	76	26
C 61 3_58.6	58.6	3.8	—	—	6.7	6.6	7.9	7.9	23	78	76	26
C 61 3_67.7	67.7	2.8	4.3	4.3	5.7	5.6	6.9	6.9	22	78	76	25
C 61 3_74.2	74.2	2.8	4.3	4.3	5.7	5.6	6.9	6.9	22	78	76	25
C 61 3_83.0	83.0	1.9	3.4	3.4	4.8	4.7	6.0	6.0	21	78	76	24
C 61 3_91.0	91.0	1.9	3.4	3.4	4.8	4.7	6.0	6.0	21	78	76	24
C 61 3_103.6	103.6	1.3	2.8	2.8	4.2	4.1	5.4	5.4	20	78	76	23
C 61 3_113.6	113.6	1.3	2.8	2.8	4.2	4.1	5.4	5.4	20	78	76	23
C 61 3_128.1	128.1	1.0	2.5	2.5	3.9	3.8	5.1	5.1	20	78	76	23
C 61 3_140.5	140.5	1.0	2.5	2.5	3.9	3.8	5.1	5.1	20	78	76	23
C 61 3_150.0	150.0	0.70	2.2	2.2	3.6	3.5	4.8	4.8	—	—	—	23
C 61 3_164.5	164.5	0.70	2.2	2.2	3.6	3.5	4.8	4.8	—	—	—	23
C 61 3_178.6	178.6	0.60	2.1	2.1	3.5	3.4	4.7	4.7	—	—	—	22
C 61 3_195.8	195.8	0.60	2.1	2.1	3.5	3.4	4.7	4.7	—	—	—	22
C 61 4_217.4	217.4	0.67	2.2	2.2	3.6	3.5	4.8	4.8	—	—	—	11
C 61 4_238.3	238.3	0.67	2.2	2.2	3.6	3.5	4.8	4.8	—	—	—	11
C 61 4_275.3	275.3	0.81	2.3	2.3	3.7	3.6	4.9	4.9	—	—	—	11
C 61 4_301.7	301.7	0.81	2.3	2.3	3.7	3.6	4.9	4.9	—	—	—	11
C 61 4_337.7	337.7	0.56	2.1	2.1	3.5	3.4	4.7	4.7	—	—	—	11
C 61 4_370.1	370.1	0.56	2.1	2.1	3.5	3.4	4.7	4.7	—	—	—	11
C 61 4_421.5	421.5	0.53	2.0	2.0	3.4	3.3	4.6	4.6	—	—	—	11
C 61 4_462.0	462.0	0.53	2.0	2.0	3.4	3.3	4.6	4.6	—	—	—	11
C 61 4_521.1	521.1	0.51	2.0	2.0	3.4	3.3	4.6	4.6	—	—	—	11
C 61 4_571.2	571.2	0.51	2.0	2.0	3.4	3.3	4.6	4.6	—	—	—	11
C 61 4_610.1	610.1	0.49	2.0	2.0	3.4	3.3	4.6	4.6	—	—	—	11
C 61 4_668.8	668.8	0.49	2.0	2.0	3.4	3.3	4.6	4.6	—	—	—	11
C 61 4_726.3	726.3	0.48	2.0	2.0	3.4	3.3	4.6	4.6	—	—	—	11
C 61 4_796.1	796.1	0.48	2.0	2.0	3.4	3.3	4.6	4.6	—	—	—	11




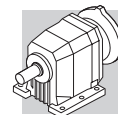
C 61

		J ($\cdot 10^{-4}$) [kgm ²]											
		 SERVO											
	i	80B		95A		80C 95B 110A		95C 110B 130A		130B 180A		180B	
		SK	SC	SK	SC	SK	SC	SK	SC	SK	SC	SK	SC
C 61 2_2.8	2.8	—	—	—	—	—	—	—	—	47	49	49	54
C 61 2_3.7	3.7	—	—	—	—	22	23	22	23	36	38	38	43
C 61 2_4.6	4.6	—	—	—	—	17	18	17	18	31	33	33	38
C 61 2_6.0	6.0	—	—	—	—	12	13	12	13	26	28	28	33
C 61 2_6.7	6.7	—	—	—	—	—	—	—	—	31	33	33	38
C 61 2_7.5	7.5	—	—	—	—	—	—	—	—	30	32	32	37
C 61 2_8.8	8.8	—	—	—	—	16	17	16	17	30	32	32	37
C 61 2_9.8	9.8	—	—	—	—	15	16	15	16	23	31	31	36
C 61 2_10.9	10.9	—	—	—	—	13	14	12	13	27	29	29	34
C 61 2_12.1	12.1	—	—	—	—	12	13	12	13	26	29	28	33
C 61 2_14.3	14.3	—	—	—	—	8.7	9.2	8.6	9.6	23	25	25	30
C 61 2_15.9	15.9	—	—	—	—	8.5	9.0	8.4	9.4	23	25	25	30
C 61 2_17.7	17.7	—	—	—	—	7.3	7.8	7.2	8.2	21	24	23	28
C 61 2_19.6	19.6	—	—	—	—	7.2	7.7	7.1	8.1	21	24	23	28
C 61 2_22.4	22.4	—	—	6.0	6.5	6.1	6.6	6.0	7.0	20	23	22	27
C 61 2_24.8	24.8	—	—	5.9	6.4	6.0	6.5	5.9	6.9	20	23	22	27
C 61 2_27.4	27.4	—	—	4.9	5.4	5.0	5.5	4.9	5.9	19	22	21	26
C 61 2_30.4	30.4	—	—	5.0	5.5	5.1	5.6	5.0	6.0	19	22	21	26
C 61 2_34.2	34.2	—	—	4.3	4.8	4.4	4.9	4.3	5.3	18	21	20	25
C 61 2_38.0	38.0	—	—	4.3	4.8	4.4	4.9	4.3	5.3	18	21	20	25
C 61 3_26.8	26.8	—	—	—	—	13	14	13	14	27	29	29	34
C 61 3_29.4	29.4	—	—	—	—	13	14	13	14	27	29	29	34
C 61 3_33.0	33.0	—	—	—	—	11	12	11	12	25	28	27	32
C 61 3_36.1	36.1	—	—	—	—	11	12	11	12	25	28	27	32
C 61 3_43.4	43.4	—	—	—	—	7.9	8.4	7.8	8.8	22	24	24	29
C 61 3_47.6	47.6	—	—	—	—	7.9	8.4	7.8	8.8	22	24	24	29
C 61 3_53.5	53.5	—	—	—	—	6.8	7.3	6.7	7.7	21	23	23	28
C 61 3_58.6	58.6	—	—	—	—	6.7	7.2	6.6	7.6	21	23	23	28
C 61 3_67.7	67.7	—	—	5.6	6.1	5.7	6.2	5.6	6.6	20	22	22	27
C 61 3_74.2	74.2	—	—	5.6	6.1	5.7	6.2	5.6	6.6	20	22	22	27
C 61 3_83.0	83.0	—	—	4.7	5.2	4.8	5.3	4.7	5.7	19	21	21	26
C 61 3_91.0	91.0	—	—	4.7	5.2	4.8	5.3	4.7	5.7	19	21	21	26
C 61 3_103.6	103.6	—	—	4.1	4.6	4.2	4.7	4.1	5.1	18	21	20	25
C 61 3_113.6	113.6	—	—	4.1	4.6	4.2	4.7	4.1	5.1	18	21	20	25
C 61 3_128.1	128.1	—	—	3.8	4.3	3.9	4.4	3.8	4.8	18	20	20	25
C 61 3_140.5	140.5	—	—	3.8	4.3	3.9	4.4	3.8	4.8	18	20	20	25
C 61 3_150.0	150.0	—	—	3.5	4.0	3.6	4.1	3.5	4.5	—	—	—	—
C 61 3_164.5	164.5	—	—	3.5	4.0	3.6	4.1	3.5	4.5	—	—	—	—
C 61 3_178.6	178.6	—	—	3.4	3.9	3.5	4.0	3.4	4.4	—	—	—	—
C 61 3_195.8	195.8	—	—	3.4	3.9	3.5	4.0	3.4	4.4	—	—	—	—
C 61 4_217.4	217.4	3.5	3.9	3.5	3.9	3.6	4.1	3.5	4.5	—	—	—	—
C 61 4_238.3	238.3	3.5	3.9	3.5	3.9	3.6	4.1	3.5	4.5	—	—	—	—
C 61 4_275.3	275.3	3.6	4.1	3.6	4.1	3.7	4.2	3.6	4.6	—	—	—	—
C 61 4_301.7	301.7	3.6	4.1	3.6	4.1	3.7	4.2	3.6	4.6	—	—	—	—
C 61 4_337.7	337.7	3.4	3.8	3.4	3.8	3.5	4.0	3.4	4.4	—	—	—	—
C 61 4_370.1	370.1	3.4	3.8	3.4	3.8	3.5	4.0	3.4	4.4	—	—	—	—
C 61 4_421.5	421.5	3.4	3.8	3.4	3.8	3.4	3.9	3.3	4.3	—	—	—	—
C 61 4_462.0	462.0	3.4	3.8	3.4	3.8	3.4	3.9	3.3	4.3	—	—	—	—
C 61 4_521.1	521.1	3.3	3.8	3.3	3.8	3.4	3.9	3.3	4.3	—	—	—	—
C 61 4_571.2	571.2	3.3	3.8	3.3	3.8	3.4	3.9	3.3	4.3	—	—	—	—
C 61 4_610.1	610.1	3.3	3.7	3.3	3.7	3.4	3.9	3.3	4.3	—	—	—	—
C 61 4_668.8	668.8	3.3	3.7	3.3	3.7	3.4	3.9	3.3	4.3	—	—	—	—
C 61 4_726.3	726.3	3.3	3.7	3.3	3.7	3.4	3.9	3.3	4.3	—	—	—	—
C 61 4_796.1	796.1	3.3	3.7	3.3	3.7	3.4	3.9	3.3	4.3	—	—	—	—






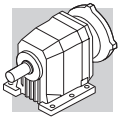
C 70

	i	J (•10 ⁻⁴) [kgm ²]													
			63	71	80	90	100 112	132	160	180	200	225	250		280
C 70 2_4.6	4.6	—	—	—	—	—	—	—	136	133	143	—	—	—	99
C 70 2_5.9	5.9	—	—	—	—	—	—	—	119	117	126	—	—	—	32
C 70 2_6.3	6.3	—	—	—	—	—	—	—	129	127	136	—	—	—	93
C 70 2_7.5	7.5	26	—	—	—	—	—	45	105	102	112	—	—	—	68
C 70 2_8.0	8.0	—	—	—	—	—	—	—	115	113	122	—	—	—	78
C 70 2_9.5	9.5	19	—	—	—	—	—	38	97	95	—	—	—	—	60
C 70 2_10.2	10.2	24	—	—	—	—	—	43	102	100	109	—	—	—	65
C 70 2_11.2	11.2	15	—	—	—	—	—	34	94	91	—	—	—	—	56
C 70 2_13.0	13.0	17	—	—	—	—	—	36	95	93	—	—	—	—	58
C 70 2_14.1	14.1	9.9	—	—	12	12	14	29	88	86	—	—	—	—	51
C 70 2_15.3	15.3	14	—	—	—	—	—	33	93	90	—	—	—	—	55
C 70 2_16.7	16.7	6.9	—	—	9.5	9.4	11	26	85	83	—	—	—	—	48
C 70 2_19.3	19.3	9.1	—	—	12	12	13	28	87	85	—	—	—	—	50
C 70 2_22.9	22.9	6.4	—	—	9.0	8.9	10	25	85	83	—	—	—	—	48
C 70 2_27.7	27.7	5.2	—	—	8.0	7.9	9.2	24	84	81	—	—	—	—	46
C 70 2_34.7	34.7	3.2	—	—	6.1	6.0	7.3	22	82	79	—	—	—	—	44
C 70 3_41.3	41.3	4.4	—	—	7.2	7.2	8.5	23	83	80	—	—	—	—	46
C 70 3_44.7	44.7	4.2	—	—	7.0	7.0	8.2	23	83	80	—	—	—	—	45
C 70 3_52.2	52.2	3.0	—	—	5.8	5.8	7.0	22	81	79	—	—	—	—	44
C 70 3_56.5	56.5	2.8	—	—	5.7	5.6	6.9	22	81	79	—	—	—	—	44
C 70 3_65.9	65.9	2.0	—	—	4.9	4.8	6.1	21	80	78	—	—	—	—	43
C 70 3_71.3	71.3	2.0	—	—	4.8	4.8	6.0	21	80	78	—	—	—	—	43
C 70 3_81.4	81.4	1.5	—	—	4.3	4.3	5.6	20	80	78	—	—	—	—	43
C 70 3_88.2	88.2	1.4	—	—	4.3	4.2	5.5	20	80	76	—	—	—	—	43
C 70 3_103.8	103.8	1.0	—	—	3.8	3.8	5.1	20	79	77	—	—	—	—	42
C 70 3_112.4	112.4	0.90	—	—	3.8	3.7	5.0	20	79	77	—	—	—	—	42
C 70 3_126.8	126.8	0.70	—	—	3.5	3.5	4.8	20	79	77	—	—	—	—	42
C 70 3_137.4	137.4	0.70	—	—	3.5	3.5	4.7	20	79	77	—	—	—	—	42
C 70 3_150.3	150.3	0.50	—	—	3.4	3.4	9.6	—	—	—	—	—	—	—	42
C 70 3_162.8	162.8	0.50	—	—	3.4	3.4	4.6	—	—	—	—	—	—	—	42
C 70 3_179.2	179.2	0.40	—	—	3.2	3.3	4.5	—	—	—	—	—	—	—	42
C 70 3_194.1	194.1	0.40	—	—	3.2	3.2	4.5	—	—	—	—	—	—	—	42
C 70 3_220.9	220.9	0.30	—	—	3.1	3.1	4.3	—	—	—	—	—	—	—	41
C 70 3_239.3	239.3	0.30	—	—	3.1	3.1	4.3	—	—	—	—	—	—	—	41
C 70 4_251.3	251.3	0.70	2.2	2.2	3.5	3.5	4.8	20	—	—	—	—	—	—	11
C 70 4_272.2	272.2	0.70	2.2	2.1	3.5	3.5	4.8	20	—	—	—	—	—	—	11
C 70 4_317.9	317.9	0.50	2.0	2.0	3.4	3.3	4.6	19	—	—	—	—	—	—	11
C 70 4_344.3	344.3	0.50	2.0	2.0	3.4	3.3	4.6	19	—	—	—	—	—	—	11
C 70 4_409.4	409.4	0.40	1.8	1.8	3.2	3.2	4.5	19	—	—	—	—	—	—	7.9
C 70 4_443.5	443.5	0.40	1.8	1.8	3.2	3.2	4.5	19	—	—	—	—	—	—	7.9
C 70 4_512.0	512.0	0.30	1.7	1.7	3.1	3.1	4.4	19	—	—	—	—	—	—	7.8
C 70 4_554.7	554.7	0.30	1.7	1.7	3.1	3.1	4.4	19	—	—	—	—	—	—	7.8
C 70 4_606.8	606.8	0.20	1.7	1.7	3.1	3.0	4.3	—	—	—	—	—	—	—	7.8
C 70 4_657.3	657.3	0.20	1.7	1.7	3.1	3.0	4.3	—	—	—	—	—	—	—	7.7
C 70 4_736.0	736.0	0.20	1.6	1.6	3.0	2.9	4.3	—	—	—	—	—	—	—	7.7
C 70 4_797.3	797.3	0.20	1.6	1.6	3.0	2.9	4.3	—	—	—	—	—	—	—	7.7
C 70 4_922.6	922.6	0.10	1.6	1.6	3.0	2.9	4.2	—	—	—	—	—	—	—	7.7
C 70 4_999.5	999.5	0.10	1.6	1.6	3.0	2.9	4.2	—	—	—	—	—	—	—	7.6
C 70 4_1069	1069	0.80	1.6	1.5	2.9	2.9	4.2	—	—	—	—	—	—	—	7.6
C 70 4_1158	1158	0.80	1.6	1.5	2.9	2.9	4.2	—	—	—	—	—	—	—	7.6
C 70 4_1362	1362	0.60	1.5	1.5	2.9	2.9	4.1	—	—	—	—	—	—	—	7.6
C 70 4_1476	1476	0.60	1.5	1.5	2.9	2.9	4.1	—	—	—	—	—	—	—	7.6




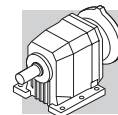
C 80

	i	J (•10 ⁻⁴) [kgm ²]													
			 IEC												
			63	71	80	90	100 112	132	160	180	200	225	250		280
C 80 2_5.6	5.6	—	—	—	—	—	—	—	—	197	211	489	—	—	164
C 80 2_6.1	6.1	—	—	—	—	—	—	—	—	193	210	485	—	—	159
C 80 2_7.0	7.0	—	—	—	—	—	—	—	160	161	174	452	—	—	127
C 80 2_7.6	7.6	—	—	—	—	—	—	—	158	158	172	449	—	—	124
C 80 2_8.9	8.9	—	—	—	—	—	—	—	137	135	146	429	—	—	101
C 80 2_9.6	9.6	—	—	—	—	—	—	—	136	133	144	427	—	—	99
C 80 2_11.1	11.1	38	—	—	—	—	—	56	116	113	124	408	—	—	79
C 80 2_12.0	12.0	36	—	—	—	—	—	55	115	112	123	407	—	—	78
C 80 2_13.8	13.8	28	—	—	—	—	—	47	106	104	135	398	—	—	69
C 80 2_14.9	14.9	27	—	—	—	—	—	46	106	103	134	397	—	—	69
C 80 2_16.7	16.7	21	—	—	—	—	—	40	100	97	127	391	—	—	63
C 80 2_18.1	18.1	21	—	—	—	—	—	40	99	97	127	390	—	—	62
C 80 2_20.5	20.5	14	—	—	17	17	18	33	93	90	120	383	—	—	55
C 80 2_22.2	22.2	14	—	—	16	16	18	33	92	90	120	383	—	—	55
C 80 2_24.0	24.0	13	—	—	16	16	17	32	91	89	119	382	—	—	54
C 80 2_25.9	25.9	13	—	—	16	15	17	32	91	89	118	382	—	—	54
C 80 2_31.3	31.3	8.7	—	—	12	11	13	28	87	85	—	—	—	—	50
C 80 2_39.1	39.1	5.2	—	—	8.0	8.0	9.2	24	84	81	—	—	—	—	46
C 80 3_43.5	43.5	9.6	—	—	12	12	14	29	88	86	—	—	—	—	51
C 80 3_47.4	47.4	9.1	—	—	12	12	13	28	87	85	—	—	—	—	50
C 80 3_57.3	57.3	5.7	—	—	8.5	8.5	9.7	25	84	82	—	—	—	—	47
C 80 3_62.5	62.5	5.4	—	—	8.2	8.2	9.5	24	84	82	—	—	—	—	47
C 80 3_70.5	70.5	4.3	—	—	7.1	7.0	8.3	23	83	80	—	—	—	—	45
C 80 3_76.9	76.9	4.1	—	—	7.0	6.9	8.2	23	82	80	—	—	—	—	45
C 80 3_89.3	89.3	3.0	—	—	5.9	5.8	7.1	22	81	79	—	—	—	—	44
C 80 3_97.4	97.4	2.9	—	—	5.8	5.7	7.0	22	81	79	—	—	—	—	44
C 80 3_109.5	109.5	2.0	—	—	4.8	4.8	6.1	21	80	78	—	—	—	—	43
C 80 3_119.5	119.5	1.9	—	—	4.8	4.7	6.0	21	80	79	—	—	—	—	43
C 80 3_136.7	136.7	1.4	—	—	4.3	4.2	5.5	20	80	78	—	—	—	—	43
C 80 3_149.1	149.1	1.4	—	—	4.2	4.2	5.5	20	80	77	—	—	—	—	43
C 80 3_169.0	169.0	1.0	—	—	3.9	3.8	5.1	20	80	77	—	—	—	—	42
C 80 3_184.4	184.4	1.0	—	—	3.9	3.8	5.1	20	80	77	—	—	—	—	42
C 80 3_197.9	197.9	0.80	—	—	3.7	3.6	4.9	—	—	—	—	—	—	—	42
C 80 3_215.8	215.8	0.80	—	—	3.6	3.6	4.9	—	—	—	—	—	—	—	42
C 80 4_261.9	261.9	1.7	—	—	4.6	4.5	5.8	21	—	—	—	—	—	—	12
C 80 4_285.7	285.7	1.7	—	—	4.6	4.5	5.8	21	—	—	—	—	—	—	12
C 80 4_334.3	334.3	1.2	2.7	2.7	4.0	4.0	5.3	20	—	—	—	—	—	—	11
C 80 4_364.7	364.7	1.2	2.7	2.6	4.0	4.0	5.3	20	—	—	—	—	—	—	11
C 80 4_417.5	417.5	0.90	2.4	2.3	3.7	3.7	5.0	20	—	—	—	—	—	—	11
C 80 4_455.4	455.4	0.90	2.3	2.3	3.7	3.7	5.5	20	—	—	—	—	—	—	11
C 80 4_529.3	529.3	0.50	2.0	2.0	3.4	3.3	4.6	19	—	—	—	—	—	—	11
C 80 4_577.4	577.4	0.50	2.0	2.0	3.4	3.3	4.6	19	—	—	—	—	—	—	11
C 80 4_664.3	664.3	0.40	2.0	1.9	3.3	3.2	4.5	19	—	—	—	—	—	—	11
C 80 4_724.7	724.7	0.40	2.0	1.9	3.3	3.2	4.5	19	—	—	—	—	—	—	11
C 80 4_783.4	783.4	0.30	2.0	1.8	3.2	3.1	4.4	—	—	—	—	—	—	—	9.4
C 80 4_854.6	854.6	0.30	2.0	1.8	3.2	3.1	4.4	—	—	—	—	—	—	—	9.4
C 80 4_945.7	945.7	0.20	1.7	1.7	3.1	3.0	4.3	—	—	—	—	—	—	—	9.3
C 80 4_1032	1032	0.20	1.7	1.7	3.1	3.0	4.3	—	—	—	—	—	—	—	9.3
C 80 4_1168	1168	0.20	1.6	1.6	3.0	3.0	4.2	—	—	—	—	—	—	—	9.2
C 80 4_1274	1274	0.20	1.6	1.6	3.0	3.0	4.2	—	—	—	—	—	—	—	9.2
C 80 4_1358	1358	0.10	1.6	1.6	3.0	2.9	4.2	—	—	—	—	—	—	—	9.2
C 80 4_1481	1481	0.10	1.6	1.6	3.0	2.9	4.2	—	—	—	—	—	—	—	9.2





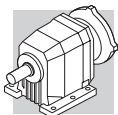
C 90

	i	J ($\cdot 10^{-4}$) [kgm ²]													
			63	71	80	90	100 112	132	160	180	200	225	250		280
C 90 2_5.2	5.2	—	—	—	—	—	—	—	—	—	332	610	637	—	619
C 90 2_5.6	5.6	—	—	—	—	—	—	—	—	—	321	599	626	—	609
C 90 2_6.8	6.8	—	—	—	—	—	—	—	—	—	252	530	557	—	540
C 90 2_7.3	7.3	—	—	—	—	—	—	—	—	—	246	524	551	—	533
C 90 2_8.3	8.3	—	—	—	—	—	—	—	—	—	212	490	517	—	499
C 90 2_9.0	9.0	—	—	—	—	—	—	—	—	—	208	485	513	—	495
C 90 2_10.4	10.4	—	—	—	—	—	—	167	164	175	458	484	—	461	
C 90 2_11.2	11.2	—	—	—	—	—	—	164	162	173	455	482	—	458	
C 90 2_12.8	12.8	65	—	—	—	—	84	143	141	152	436	462	—	439	
C 90 2_13.9	13.9	63	—	—	—	—	82	141	139	200	434	460	—	437	
C 90 2_16.0	16.0	47	—	—	—	—	66	125	123	154	417	443	—	420	
C 90 2_17.3	17.3	46	—	—	—	—	65	124	122	153	416	442	—	419	
C 90 2_18.7	18.7	42	—	—	—	—	61	121	119	148	412	433	—	415	
C 90 2_20.2	20.2	41	—	—	—	—	61	199	118	147	411	438	—	414	
C 90 2_22.9	22.9	28	—	—	30	30	31	47	106	104	133	397	423	—	400
C 90 2_24.8	24.8	27	—	—	29	29	31	46	105	103	133	396	422	—	399
C 90 2_27.2	27.2	22	—	—	25	25	26	41	101	99	128	391	418	—	394
C 90 2_29.4	29.4	22	—	—	25	24	26	41	100	98	127	391	417	—	394
C 90 2_35.1	35.1	14	—	—	17	17	18	33	93	90	—	—	—	—	386
C 90 3_39.4	39.4	27	—	—	—	—	46	105	103	112	398	424	—	412	
C 90 3_43.0	43.0	26	—	—	—	—	45	104	102	111	396	422	—	410	
C 90 3_50.3	50.3	19	—	—	—	—	38	98	95	126	389	415	—	403	
C 90 3_54.9	54.9	19	—	—	—	—	37	97	95	125	389	415	—	401	
C 90 3_59.2	59.2	16	—	—	—	—	35	94	92	122	385	411	—	398	
C 90 3_64.6	64.6	15	—	—	—	—	34	94	91	121	384	410	—	398	
C 90 3_74.4	74.4	10	—	—	13	13	14	29	88	86	116	379	405	—	393
C 90 3_81.2	81.2	9.8	—	—	12	12	13	29	88	86	115	379	405	—	392
C 90 3_88.2	88.2	7.1	—	—	9.7	9.6	11	26	85	83	113	376	402	—	389
C 90 3_96.2	96.2	6.9	—	—	9.4	9.4	11	26	85	83	112	376	402	—	389
C 90 3_107.0	107.0	5.7	—	—	8.4	8.4	9.6	25	84	82	—	—	—	—	388
C 90 3_116.7	116.7	5.5	—	—	8.3	8.2	9.5	24	84	82	—	—	—	—	388
C 90 3_134.1	134.1	3.5	—	—	6.4	6.3	7.6	22	82	80	—	—	—	—	386
C 90 3_146.3	146.3	3.4	—	—	6.3	6.2	7.5	22	82	80	—	—	—	—	386
C 90 3_157.8	157.8	2.5	—	—	5.4	5.3	6.6	21	81	79	—	—	—	—	385
C 90 3_172.1	172.1	2.4	—	—	5.3	5.2	6.5	21	81	79	—	—	—	—	385
C 90 4_212.4	212.4	4.2	—	—	7.0	7.0	8.3	23	83	80	—	—	—	—	14
C 90 4_231.7	231.7	4.1	—	—	7.0	6.9	8.2	23	82	80	—	—	—	—	14
C 90 4_268.5	268.5	2.8	—	—	5.7	5.6	6.9	22	81	79	—	—	—	—	13
C 90 4_292.9	292.9	2.8	—	—	5.7	2.6	6.9	22	81	79	—	—	—	—	13
C 90 4_339.0	339.0	2.0	3.4	3.4	4.8	4.8	6.0	21	80	78	—	—	—	—	12
C 90 4_369.8	369.8	2.0	3.4	3.4	4.8	4.8	6.0	21	80	78	—	—	—	—	12
C 90 4_419.0	419.0	1.4	2.9	2.9	4.3	4.2	5.5	20	80	78	—	—	—	—	12
C 90 4_457.1	457.1	1.4	2.9	2.9	4.3	4.2	5.5	20	80	78	—	—	—	—	12
C 90 4_534.2	534.2	0.90	2.4	2.4	3.8	3.7	5.0	20	79	77	—	—	—	—	11
C 90 4_582.8	582.8	0.90	2.4	2.4	3.8	3.7	5.0	20	79	77	—	—	—	—	11
C 90 4_652.8	652.8	0.70	2.1	2.1	3.5	3.5	4.7	20	79	77	—	—	—	—	11
C 90 4_712.2	712.2	0.70	2.1	2.1	3.5	3.5	4.7	20	79	77	—	—	—	—	11
C 90 4_773.6	773.6	0.50	2.0	2.0	3.4	3.3	4.6	—	—	—	—	—	—	—	9.7
C 90 4_844.0	844.0	0.50	2.0	2.0	3.4	3.3	4.6	—	—	—	—	—	—	—	9.6
C 90 4_922.3	922.3	0.40	1.8	1.8	3.2	3.2	4.5	—	—	—	—	—	—	—	9.5
C 90 4_1006	1006	0.40	1.8	1.8	3.2	3.2	4.5	—	—	—	—	—	—	—	9.4
C 90 4_1137	1137	0.30	1.7	1.7	3.1	3.0	4.3	—	—	—	—	—	—	—	9.3
C 90 4_1240	1240	0.30	1.7	1.7	3.1	3.0	4.3	—	—	—	—	—	—	—	9.3



C 100

	i	J (•10 ⁻⁴) [kgm ²]													
			63	71	80	90	100 112	132	160	180	200	225	250	280	
C 100 2_4.9	4.9	—	—	—	—	—	—	—	—	—	674	960	987	970	972
C 100 2_5.3	5.3	—	—	—	—	—	—	—	—	—	647	933	960	943	944
C 100 2_6.5	6.5	—	—	—	—	—	—	—	—	—	481	767	794	777	778
C 100 2_7.1	7.1	—	—	—	—	—	—	—	—	—	465	751	778	761	763
C 100 2_8.4	8.4	—	—	—	—	—	—	—	—	—	365	651	678	660	662
C 100 2_9.0	9.0	—	—	—	—	—	—	—	—	—	355	641	668	651	653
C 100 2_10.1	10.1	—	—	—	—	—	—	—	—	—	291	577	604	587	589
C 100 2_10.9	10.9	—	—	—	—	—	—	—	—	—	285	570	597	580	582
C 100 2_12.5	12.5	—	—	—	—	—	—	—	224	222	233	521	550	539	529
C 100 2_13.5	13.5	—	—	—	—	—	—	—	220	218	228	517	545	532	524
C 100 2_15.2	15.2	122	—	—	—	—	—	82	141	200	199	472	499	528	514
C 100 2_16.5	16.5	119	—	—	—	—	—	138	197	195	206	496	525	511	504
C 100 2_18.7	18.7	97	—	—	—	—	—	116	175	173	203	474	501	488	480
C 100 2_20.2	20.2	95	—	—	—	—	—	114	173	171	201	471	499	486	478
C 100 2_22.2	22.2	73	—	—	—	—	—	92	102	150	179	448	477	463	456
C 100 2_24.1	24.1	72	—	—	—	—	—	91	150	148	178	447	476	462	455
C 100 2_29.6	29.6	50	—	—	—	—	54	69	129	127	156	425	454	440	433
C 100 3_34.3	34.3	—	—	—	—	—	—	—	148	146	155	439	465	471	461
C 100 3_36.9	36.9	—	—	—	—	—	—	—	145	143	152	436	462	468	458
C 100 3_42.9	42.9	44	—	—	—	—	—	63	123	120	130	415	441	451	437
C 100 3_46.2	46.2	43	—	—	—	—	—	61	121	118	128	413	439	452	435
C 100 3_53.3	53.3	33	—	—	—	—	—	51	111	109	139	403	429	432	424
C 100 3_57.4	57.4	31	—	—	—	—	—	50	110	107	138	401	427	431	423
C 100 3_64.5	64.5	24	—	—	—	—	—	43	103	101	130	394	420	422	415
C 100 3_69.4	69.4	24	—	—	—	—	—	43	102	100	129	393	419	421	414
C 100 3_79.4	79.4	16	—	—	—	—	20	35	95	92	122	385	411	413	407
C 100 3_85.6	85.6	16	—	—	—	—	19	35	94	92	121	385	411	413	406
C 100 3_92.7	92.7	15	—	—	—	—	18	34	93	91	120	384	410	412	405
C 100 3_99.8	99.8	14	—	—	—	—	18	33	93	90	119	383	409	411	404
C 100 3_111.9	111.9	9.9	—	—	—	—	14	29	88	86	—	—	—	—	392
C 100 3_120.5	120.5	9.6	—	—	—	—	14	29	88	86	—	—	—	—	392
C 100 3_139.7	139.7	6.0	—	—	—	—	10	25	84	82	—	—	—	—	388
C 100 3_150.4	150.4	5.8	—	—	—	—	9.8	25	84	82	—	—	—	—	388
C 100 4_162.1	162.1	13	—	—	16	16	17	32	100	89	—	—	—	—	23
C 100 4_185.4	185.4	9.6	—	—	13	12	14	29	88	86	—	—	—	—	20
C 100 4_199.6	199.6	8.5	—	—	12	12	14	28	88	86	—	—	—	—	20
C 100 4_244.2	244.2	5.7	—	—	8.5	8.5	9.8	25	84	82	—	—	—	—	16
C 100 4_263.0	263.0	5.6	—	—	8.5	8.4	9.7	25	84	82	—	—	—	—	16
C 100 4_300.5	300.5	4.2	—	—	7.1	7.1	8.4	23	83	80	—	—	—	—	15
C 100 4_323.6	323.6	4.2	—	—	7.1	7.0	8.3	23	83	80	—	—	—	—	14
C 100 4_380.5	380.5	3.1	4.5	4.5	5.9	5.5	7.1	22	81	79	—	—	—	—	13
C 100 4_409.8	409.8	3.0	4.5	4.5	5.9	5.5	7.1	22	81	79	—	—	—	—	13
C 100 4_466.7	466.7	2.0	3.5	3.5	4.9	4.8	6.1	20	80	78	—	—	—	—	12
C 100 4_502.6	502.6	2.0	3.5	3.4	4.8	4.8	6.1	20	80	78	—	—	—	—	12
C 100 4_582.6	582.6	1.4	2.9	2.9	4.3	4.2	5.5	20	80	77	—	—	—	—	12
C 100 4_627.4	627.4	1.4	2.9	2.9	4.3	4.2	5.5	20	80	77	—	—	—	—	12
C 100 4_720.3	720.3	1.0	2.5	2.5	3.9	3.4	5.1	20	79	77	—	—	—	—	11
C 100 4_775.7	775.7	1.0	2.5	2.5	3.9	3.4	5.1	20	79	77	—	—	—	—	11
C 100 4_843.3	843.3	0.80	2.3	2.3	3.7	3.6	4.9	—	—	—	—	—	—	—	9.9
C 100 4_908.2	908.2	0.80	2.3	2.3	3.7	3.6	4.9	—	—	—	—	—	—	—	9.9
C 100 4_1004	1004	0.60	2.1	2.0	3.4	3.4	4.7	—	—	—	—	—	—	—	9.7
C 100 4_1081	1081	0.60	2.1	2.0	3.4	3.4	4.7	—	—	—	—	—	—	—	9.7

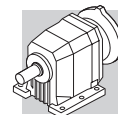


29 RAPPORTI ESATTI

i_N	C12	C22	C32	C36	C41	C51	C61	C70	C80	C90	C100
2.5						2.62895					
2.8	2.76731	2.72212	2.87879	2.68687	2.65909		2.82011				
3.2	3.20743	3.32609		3.18182		3.30758					
3.5	3.65132	3.70709	3.40909	3.48617	3.61111		3.69925				
4.0			3.73518	4.20000							
4.5	4.31203	4.25831	4.50000	4.62201	4.66304	4.45370	4.55556	4.57143			
5.0	4.86842	4.76902	4.95215	5.27807						5.17231	4.92308
5.6	5.59868	5.59006	5.65508	5.84659	5.95263	5.63043		5.85034	5.64103	5.60333	5.33333
6.3	6.23158	6.08696	6.26420		6.36364		6.00176 6.74074	6.25455	6.11111	6.75824	6.52308
7.1		7.08300	7.16498	6.78114	7.06612	6.98684	7.48485	7.46032	7.04000	7.32143	7.06667
8.0	7.62201		8.48485	8.03030		7.75120		8.00433	7.62667	8.32615	8.35165
9.0	8.83422	8.65455	9.29644	8.79842	8.64198	8.79040	8.84211	9.52381	8.86447	9.02000	9.04762
10.0	10.05682	9.64593		10.60000	9.59596	9.75207	9.81818	10.20707	9.60317	10.36264	10.09231
11.2		11.08021	11.20000	11.66507	11.15942	11.83642	10.88889	11.20879	11.09402	11.22619	10.93333
12.5	11.87662	12.40909	12.32536	13.32086	12.39130	13.13131	12.09091	13.03030	12.01852	12.79060	12.45421
14.0	13.40909	14.54545	14.07487	14.75568	14.24561	14.96377	14.34568	14.09524	13.76410 14.91111	13.85648	13.49206
16.0	15.42045	15.83838	15.59091		15.81818	16.60079	15.92929	15.33566 16.70330	16.66272	15.97949	15.21368 16.48148
18.0	17.16364 18.38961	18.13636	18.18182	17.20779	17.79167	18.89035	17.65217		18.05128	17.31111 18.68047	18.66667
20.0	20.62937	20.02424	20.08081	19.00505	19.75568	20.95694 21.81606	19.60079	19.28485	20.53333	20.23718	20.22222
22.4	23.24242	21.45455	22.90909	22.13187	22.55556	23.35417 23.89242	22.35088	22.85315	22.24444	22.91795	22.24852
25.0	25.35537	24.27972	25.11515	26.20879	25.04545	25.90909	24.81818 26.77895		23.95266 25.94872	24.82778	24.10256
28.0	29.50000	27.15152 29.61983	26.90909	28.71572	28.31111 28.49003	27.44759 29.77315	27.41667 29.35385	27.71901		27.17160 29.43590	29.55556
31.5	32.77778	33.09091	29.76224 33.09091		31.22945 31.43636	30.05994 33.03030	30.44318 32.97778		31.33333		
35.5	37.00909	36.76768	36.09917	34.59560	33.38462 36.78930	36.38333 36.95862	34.22222 36.14872	34.74747		35.09848	34.29705 36.93529
40.0	42.31313		40.72727	38.07172	37.06993 40.32673	40.36364 40.47619	38.00000	41.26263	39.11111	39.40239	42.92328
45.0		43.27273	45.25253	43.47576	44.75207 46.96356	43.11538 46.72360	43.44691	44.70118	43.49074	42.98443	46.22507
50.0	47.60227	48.64646	52.43636	48.15865	51.47929	47.83217 51.40152	47.62450	52.16479	47.44444	50.30093	53.25397
56.0	55.16883	54.72727	59.39394	56.16170	58.65385	57.02479 58.98416	53.46087 58.60134	56.51186	57.29733	54.87374 59.20032	57.35043
63.0	66.15152	60.00000 63.27273	66.81818	62.02747	64.29364	64.59803		65.85315	62.50617	64.58217	64.46886
71.0		65.33333 74.81250	74.74747	70.76374	74.35897	72.92219	67.69123 74.20000	71.34091	70.50362	74.44537	69.42801
80.0		82.60000	82.55443	77.57802 83.11931	81.50888	79.86264	83.03333	81.41434	76.91304	81.21313	79.44444
90.0		88.50000	94.18182	91.93238	93.33333	92.96514	91.01731	88.19886	89.27047	88.22009	85.55556 92.67399
100.0		100.15385	103.25118	102.21429	102.30769	101.81319	103.64444	103.79138	97.38596	96.24009	99.80276


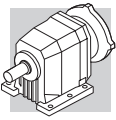
2x 

3x 



i_N	C12	C22	C32	C36	C41	C51	C61	C70	C80	C90	C100
112.2		112.00000	110.62626	111.50649	110.05917	113.60510	113.61026	112.44066	109.50347	107.00379 116.73140	111.90476
125.5		122.18182	122.35587	125.80220	120.64178	124.41758	128.14222	126.83497	119.45833		120.51282
140.0		136.50000	136.04040 148.40771	139.78022	132.86713 145.64282	134.62559 147.43872	140.46359	137.40455	136.68519 149.11111	134.13580 146.32997	139.68254
160.0		151.66667	167.43434	161.97033	164.10256	160.49861	150.03077 164.45680	150.30339 162.82867	168.99259	157.76199	150.42735 162.10526
180.0		178.50000	186.03816	183.46154	179.88166	175.77423	178.59394	179.18945	184.35556	172.10399	185.37037
200.0		200.66667		206.39423	190.76923 209.11243	197.87075	195.76643	194.12190	197.85897	212.38169	199.62963
225.0		225.75000	215.57172	230.88697		216.70330	217.40754	220.91375	215.84615	231.68911	
250.0		261.00000	244.17508	255.00183	239.94755	240.85197 263.77530	238.31211	239.32323 251.28438	261.85613	268.49591	244.21811 263.00412
280.0			274.69697	290.91758	263.01943		275.27766	272.22475	285.66123	292.90463	300.50725
315.0				318.93187	304.19580 333.44540	297.76563 326.10577	301.74667	317.86109	334.27376	338.95085	323.62319
355.0				341.71272			337.66889 370.13705	344.34951	364.66228	369.76457	380.49708
400.0				377.94421 420.21429	381.81818 418.53147	379.60764 415.73718	421.48741	409.39931	417.48199	419.04541	409.76608
450.0				458.41558	450.24207	463.88750	462.01504	443.51592	455.43490	457.14044	466.73611
500.0				517.18681	493.53457	508.03846	521.11170	512.03745	529.26678		502.63889
560.0				574.65201	543.54736	549.72115	571.21860	554.70724	577.38194	534.22163 582.78723	582.59259
630.0				665.87802	595.81153	602.04142 655.36932	610.12513 668.79101	606.78035 657.34538	664.32106	652.82863	627.40741
710.0				754.23077	671.32867 735.87951	717.74476	726.28202	735.97521	724.71389	712.17669	720.29630
800.0				848.50962	780.41958	807.97222	796.11683	797.30647	783.37099	773.62229 843.95159	775.70370 843.33333
900.0					855.45992	884.87179		922.59000	854.58654 945.71181	922.30089	908.20513
1000.0								999.47250 1069.05117	1031.68561	1006.14643	1003.88889
1125.0								1158.13876	1168.03704	1137.05888	1081.11111
1250.0									1274.22222	1240.42787	
1400.0								1362.26180 1475.78362	1357.84306 1481.28333		

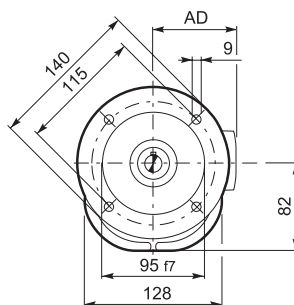
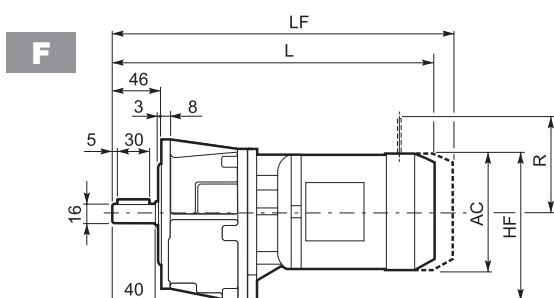
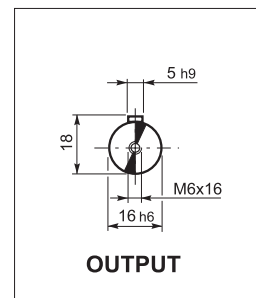
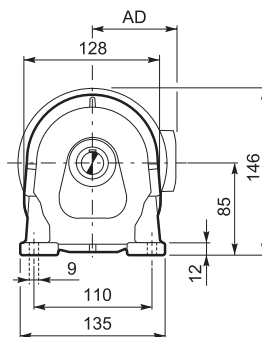
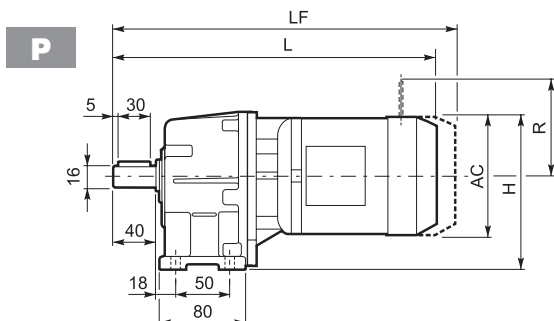




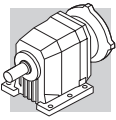


30 DIMENSIONI

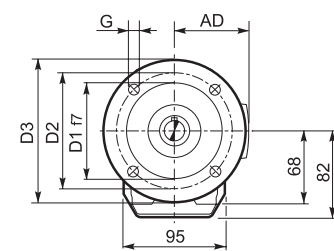
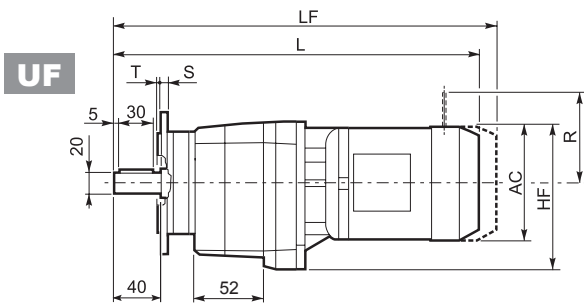
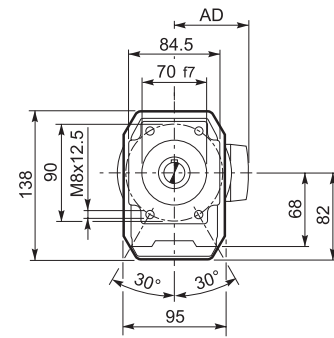
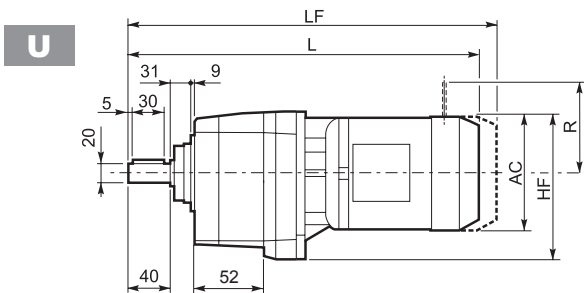
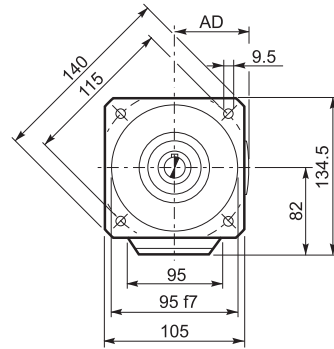
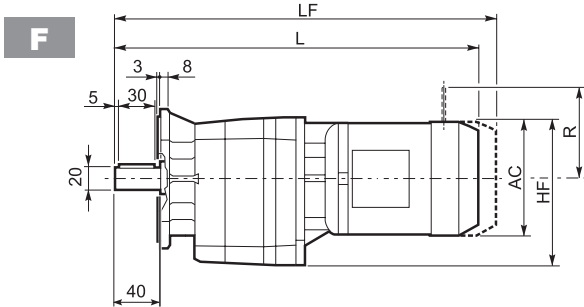
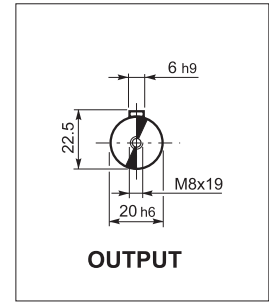
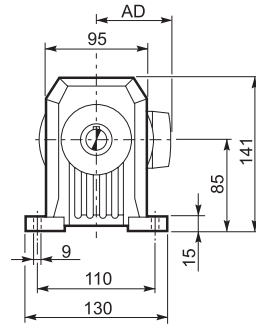
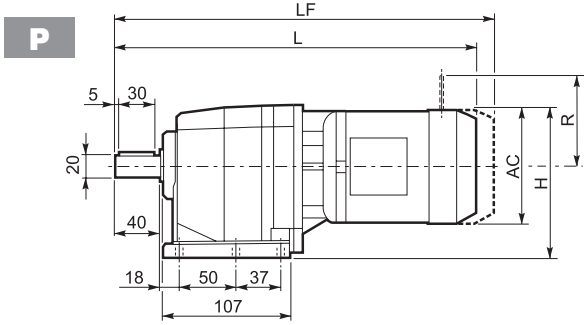
C 05...M/ME/MXN



										M...FD M...FA		M...FD		M...FA	
			AC	H	HF	L	AD		LF		R	AD	R	AD	
			110	140	137	287	91	7	—	—	—	—	—	—	
C 05 2	S05	M05	121	145.5	142.5	332	95	8	398	10	96	122	116	95	
C 05 2	S05	ME05	121	145.5	142.5	332	95	8	398	10	96	119	116	119	
C 05 2	S05	MXN05	123	146.5	142.5	378.5	136	9.8	425.5	11.1	96	136	116	136	
C 05 2	S1	M1	138	154	151	360.5	108	11	423	13	103	135	124	108	
C 05 2	S1	ME1	138	154	151	360.5	108	11	423	13	103	135	124	135	
C 05 2	S10	MXN10	138	154	151	389.5	108	12.8	482	15.4	103	138	121	138	

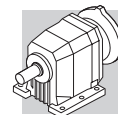


C 12...M/ME/MX/MXN



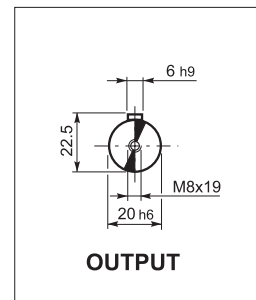
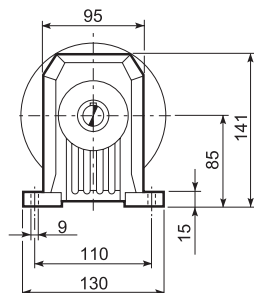
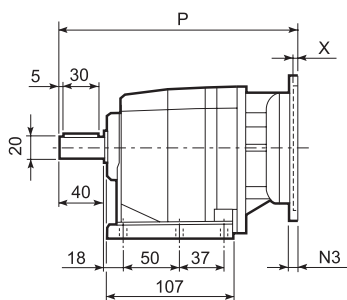
C 12 2 U						
	D1	D2	D3	G	T	S
FA	80	100	120	7	3	8
FB	95	115	140	9	3	10
FC	110	130	160	9	3	10

Motor Type	S	M	AC	H	HF	L	AD	Kg	M...FD M...FA		M...FD		M...FA	
									LF	Kg	R	AD	R	AD
C 12 2	S05	M05	121	145.5	142.5	370.5	95	9	436.5	10	96	122	116	95
C 12 2	S05	ME05	121	145.5	142.5	370.5	95	9	436.5	10	96	119	116	119
C 12 2	S05	MXN05	123	146.5	142.5	417	136	10.8	—	—	—	—	—	—
C 12 2	S1	M1	138	154	151	404.5	108	11	460.5	13	103	135	124	108
C 12 2	S1	ME1	138	154	151	404.5	108	11.4	460.5	13	103	135	124	135
C 12 2	S10	MXN10	138	154	151	433.5	137	13.8	—	—	—	—	—	—
C 12 2	S2	M2S	156	163	160	428.5	119	15	498.5	18	129	146	134	119
C 12 2	S2	ME2S	156	163	160	428.5	119	18	498.5	21.9	129	143	134	143
C 12 2	S2	MX2S	156	163	160	472.5	119	20.1	544	19.9	129	143	134	143
C 12 2	S20	MXN20	158	164	160	526	146	22.3	—	—	—	—	—	—
C 12 2	S3	ME3S	195	182.5	179.5	471.5	142	21.5	552	24	160	155	160	155
C 12 2	S3	MX3S	195	182.5	179.5	503.5	142	24.5	581	27	160	155	160	155
C 12 2	S3	ME3L	195	182.5	179.5	503.5	142	22	579	28	160	155	160	155
C 12 2	S3	MX3L	195	182.5	179.5	547.5	142	28	623	36	160	155	160	155



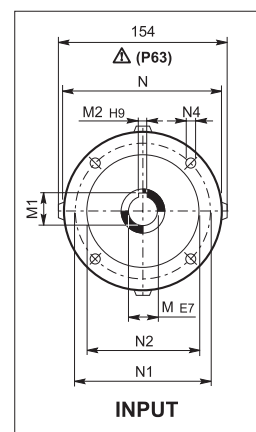
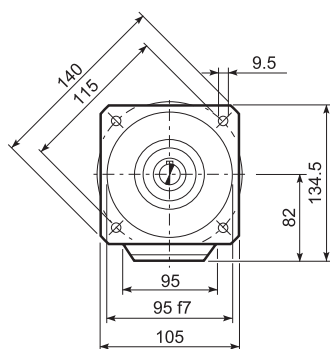
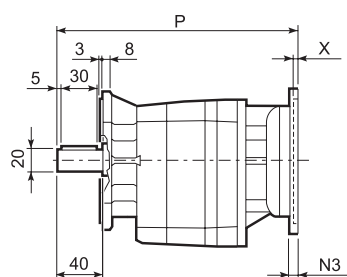
C 12...P (IEC)

P



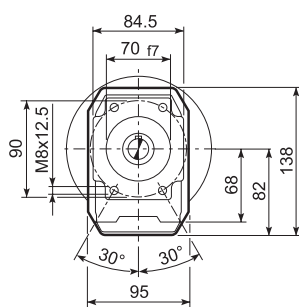
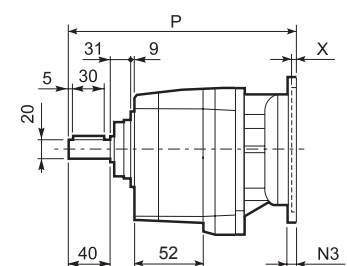
OUTPUT

F

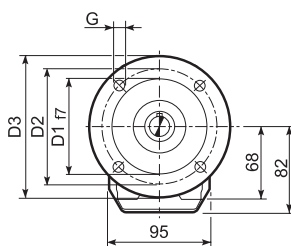
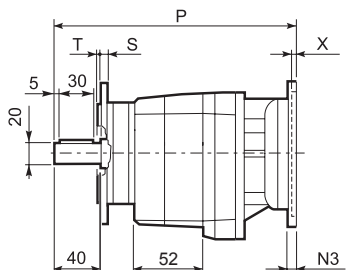


INPUT

U



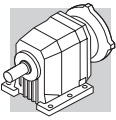
UF



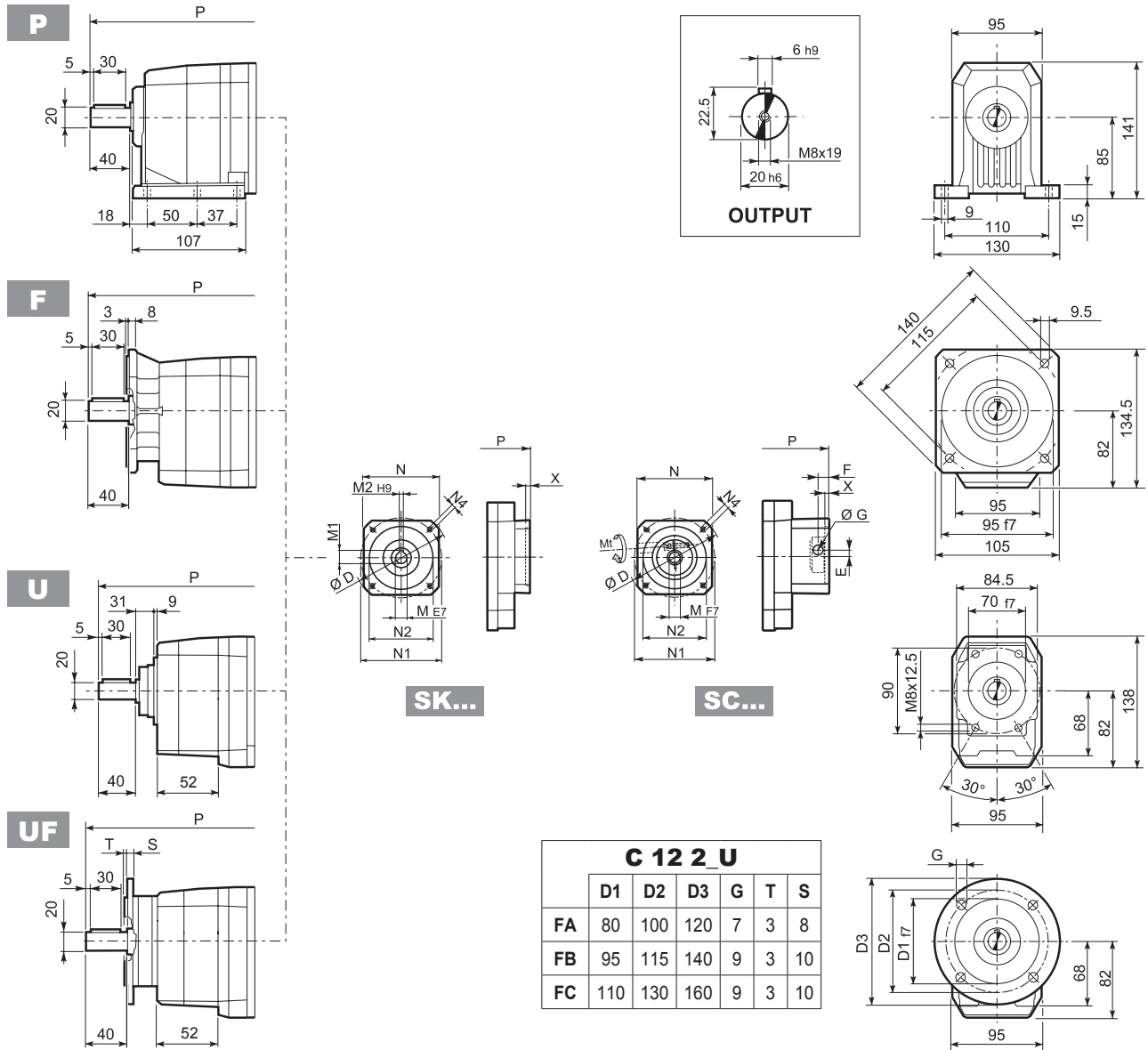
C 12 2 U

	D1	D2	D3	G	T	S
FA	80	100	120	7	3	8
FB	95	115	140	9	3	10
FC	110	130	160	9	3	10

		M	M1	M2	N	N1	N2	N3	N4	X	P	Kg
C 12 2	P63	11	12.8	4	140	115	95	—	M8x19	4	244.5	6
C 12 2	P71	14	16.3	5	160	130	110	—	M8x16	4.5	244.5	6
C 12 2	P80	19	21.8	6	200	165	130	—	M10x14.5	4	264	7
C 12 2	P90	24	27.3	8	200	165	130	—	M10x14.5	4	264	7
C 12 2	P100	28	31.3	8	250	215	180	—	M12x16	4.5	274	11
C 12 2	P112	28	31.3	8	250	215	180	—	M12x16	4.5	274	11



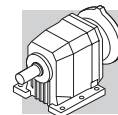
C 12...SK / SC



C 12 2 U						
	D1	D2	D3	G	T	S
FA	80	100	120	7	3	8
FB	95	115	140	9	3	10
FC	110	130	160	9	3	10

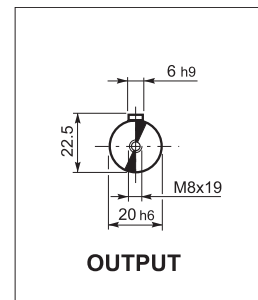
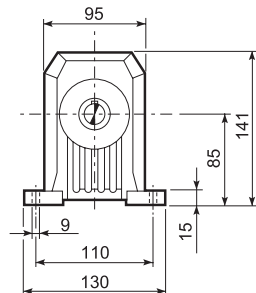
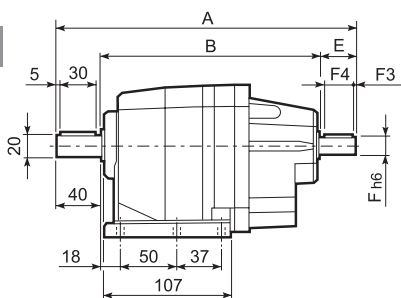
		D	M	M1	M2	N	N1	N2	N4	X	P	kg
C 12 2	SK60A	102	11	12.8	4	82	75	60	M5x10	3.5	216	6
C 12 2	SK60B	102	14	16.3	5	82	75	60	M5x10	4	223	5
C 12 2	SK80A	115	14	16.3	5	90	100	80	M6x12	4	223	5
C 12 2	SK80C	120	19	21.8	6	96	100	80	M6x12	4	264	7
C 12 2	SK95A	130	14	16.3	5	102	115	95	M8x12	4	264	6
C 12 2	SK95B	130	19	21.8	6	102	115	95	M8x12	4	264	7
C 12 2	SK95C	130	24	27.3	8	102	115	95	M8x12	4	264	7
C 12 2	SK110A	150	19	21.8	6	120	130	110	M8x12	5	264	7
C 12 2	SK110B	150	24	27.3	8	120	130	110	M8x12	5	264	7

		Mt [Nm]	D	E	F	G	M	N	N1	N2	N4	X	P	kg	
C 12 2	SC60A	M6	15	102	7	12.5	12.5	11	82	75	60	M5x10	4	243	7
C 12 2	SC60B	M6	15	102	7	12.5	12.5	14	82	75	60	M5x10	4	243	6
C 12 2	SC80A	M6	15	115	6	12.5	12.5	14	90	100	80	M6x12	4	243	6
C 12 2	SC80C	M6	15	120	15.5	14.5	17.75	19	96	100	80	M6x12	4	287.5	8
C 12 2	SC95A	M6	15	130	16.5	15	17.75	14	102	115	95	M8x16	4	287.5	7
C 12 2	SC95B	M6	15	130	16.5	15	17.75	19	102	115	95	M8x16	4	287.5	8
C 12 2	SC95C	M6	15	130	16.5	15	17.75	24	102	115	95	M8x16	4	287.5	8
C 12 2	SC110A	M6	15	150	16.5	16	17.75	19	120	130	110	M8x16	5	287.5	10
C 12 2	SC110B	M6	15	150	16.5	16	17.75	24	120	130	110	M8x16	5	287.5	10



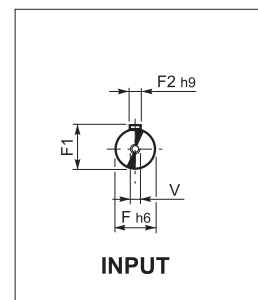
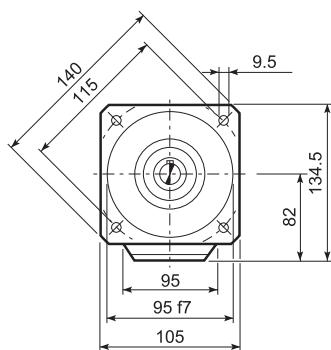
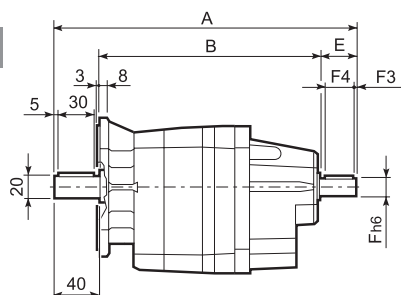
C 12...HS

P



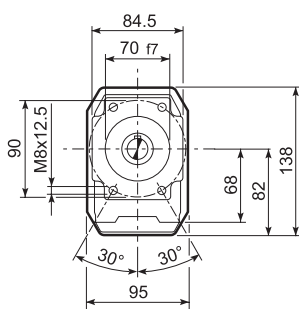
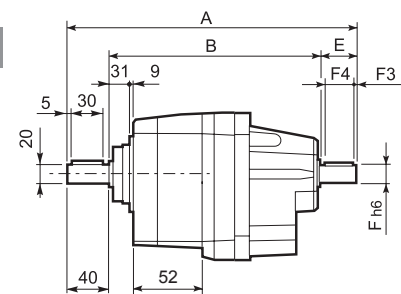
OUTPUT

F

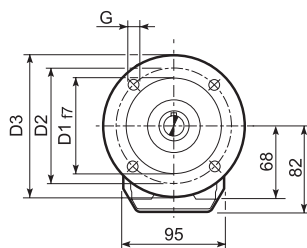
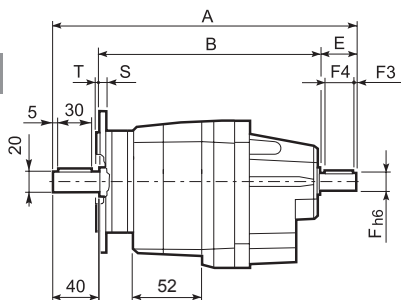


INPUT

U



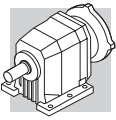
UF



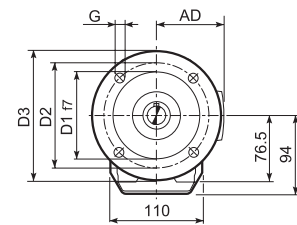
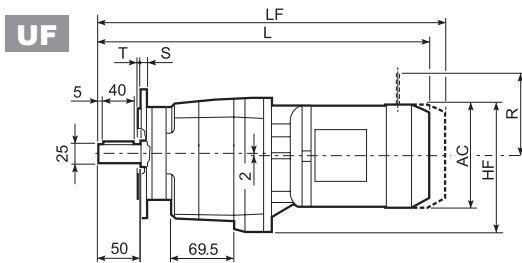
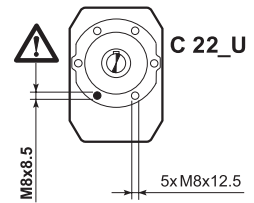
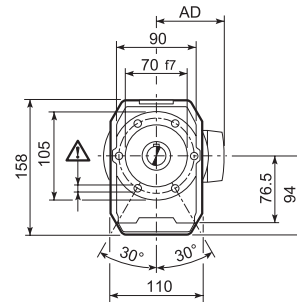
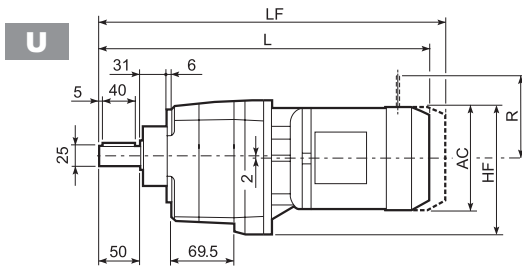
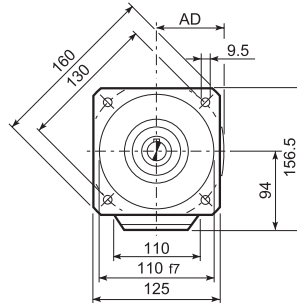
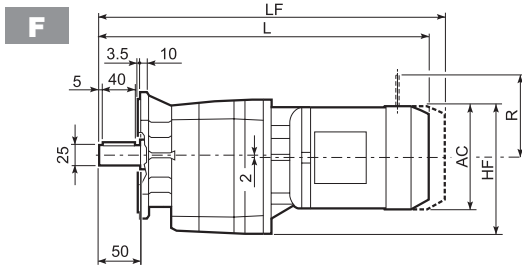
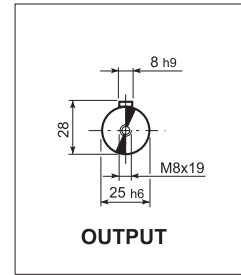
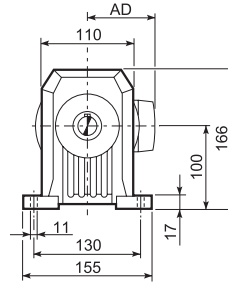
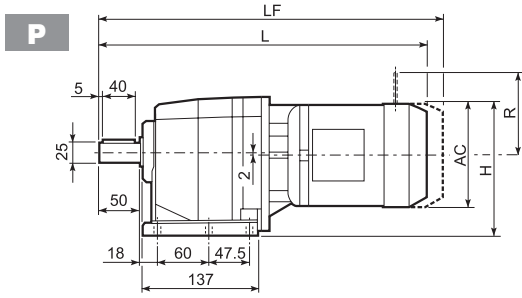
C 12 2 U

	D1	D2	D3	G	T	S
FA	80	100	120	7	3	8
FB	95	115	140	9	3	10
FC	110	130	160	9	3	10

			A	B	E	F	F1	F2	F3	F4	V	
C 12 2		HS	251.5	171.5	40	16	18	5	2.5	35	M6x16	7.8

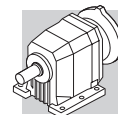


C 22...M/ME/MX/MXN

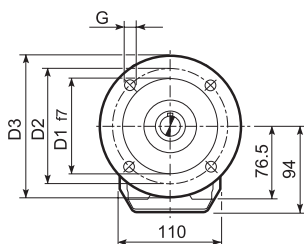
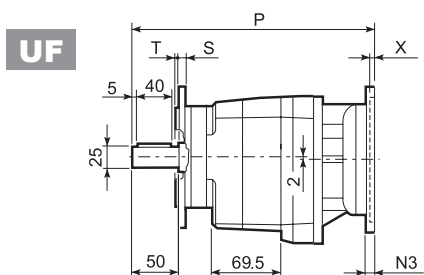
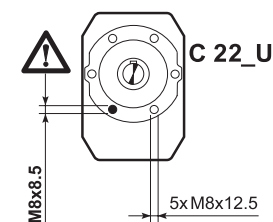
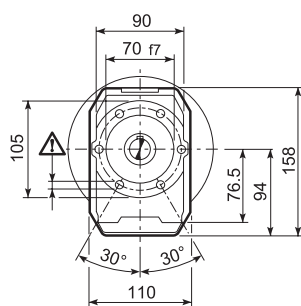
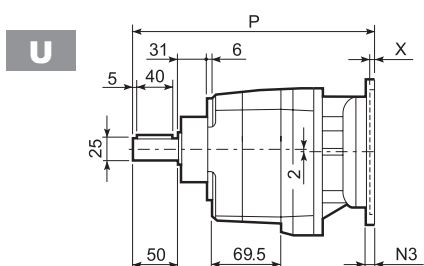
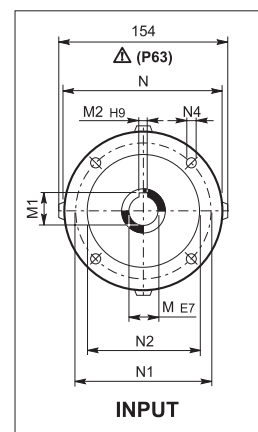
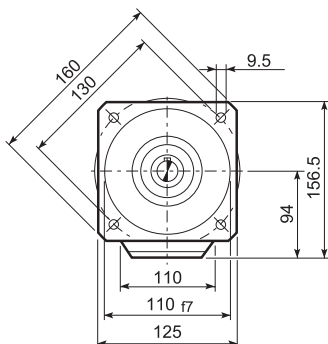
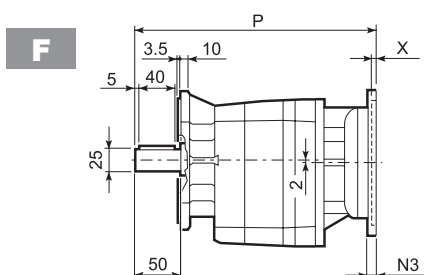
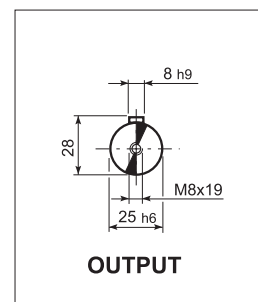
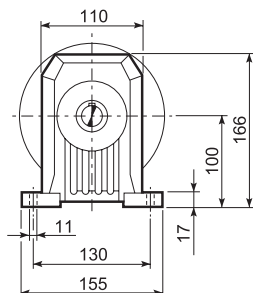
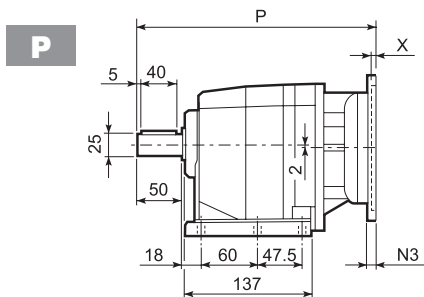


C 22_U						
	D1	D2	D3	G	T	S
FA	95	115	140	9	3	10
FB	110	130	160	9	3	10
FC	130	165	200	11	3.5	11

			AC	H	HF	L	AD	Kg	M...FD		M...FD		M...FA	
									M...FA	Kg	R	AD	R	AD
C 22 2	S05	M05	121	160.5	154.5	399	95	8	465	10	96	119	116	95
C 22 2	S05	ME05	121	160.5	154.5	399	95	8	465	10	96	119	116	119
C 22 2	S05	MXN05	123	161.5	154.5	445.5	136	9.8	492.5	10.9	96	136	116	136
C 22 2	S1	M1	138	169	163	428	108	11	489	14	103	135	124	108
C 22 2	S1	ME1	138	169	163	428	108	11.4	489	14	103	135	124	135
C 22 2	S10	MXN10	138	169	163	457	137	13.8	516	16.2	103	138	121	138
C 22 2	S2	M2S	156	178	170	456	119	16	527	19	129	146	134	119
C 22 2	S2	ME2S	156	178	170	456	119	17.6	527	20.6	129	143	134	143
C 22 2	S2	MX2S	156	178	170	500	119	21.1	572	24.4	129	143	134	143
C 22 2	S20	MXN20	158	179	170	553.5	146	23.3	624.5	25.5	129	148	131	148
C 22 2	S3	ME3S	195	197.5	191.5	500	142	22.5	596	22.1	160	155	160	155
C 22 2	S3	MX3S	195	197.5	191.5	532	142	25.5	622	25.1	160	155	160	155
C 22 2	S3	ME3L	195	197.5	191.5	532	142	27	623	26.1	160	155	160	155
C 22 2	S3	MX3L	195	197.5	191.5	576	142	33	668	34	160	155	160	155
C 22 3	S05	M05	121	160.5	154.5	454.5	95	11	520.5	12	96	122	116	95
C 22 3	S05	ME05	121	160.5	154.5	454.5	95	11	527.5	12	96	119	116	119
C 22 3	S05	MXN05	123	161.5	154.5	501	136	12.8	548	13.9	96	136	116	136
C 22 3	S1	M1	138	169	163	483.5	108	13	544.5	15	103	135	124	108
C 22 3	S1	ME1	138	169	163	483.5	108	13	544.5	15	103	135	124	135
C 22 3	S10	MXN10	138	169	163	512.5	137	15.4	571.5	17.8	103	138	121	138
C 22 3	S2	ME2S	156	178	170	511.5	119	18	581.5	20.3	129	143	134	143
C 22 3	S2	MX2S	156	178	170	555.5	119	23.1	627.5	24.1	129	143	134	143
C 22 3	S20	MXN20	156	178	170	609	146	25.3	680	27.5	129	148	131	148
C 22 3	S3	ME3S	195	197.5	191.5	555.5	142	24.5	651.5	25.1	160	155	160	155
C 22 3	S3	MX3S	195	197.5	191.5	587.5	142	27.5	677.5	28.1	160	155	160	155
C 22 3	S3	ME3L	195	197.5	191.5	587.5	142	29	678.5	29.1	160	155	160	155
C 22 3	S3	MX3L	195	197.5	191.5	631.5	142	35	723.5	37	160	155	160	155

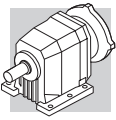


C 22...P(IEC)

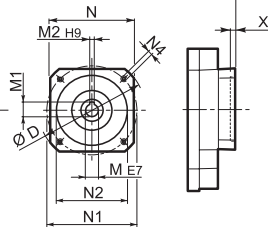
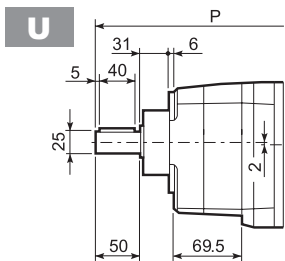
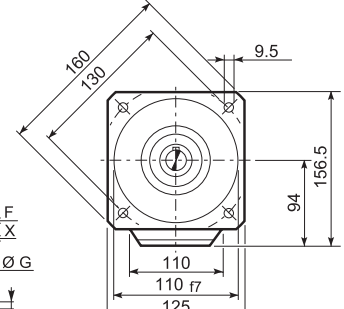
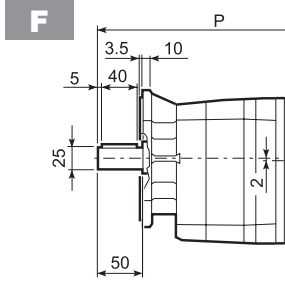
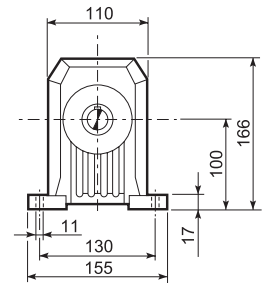
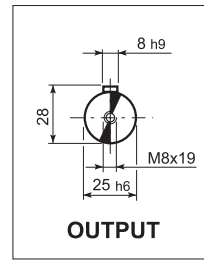
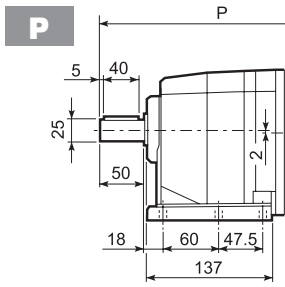


C 22_U						
	D1	D2	D3	G	T	S
FA	95	115	140	9	3	10
FB	110	130	160	9	3	10
FC	130	165	200	11	3.5	11

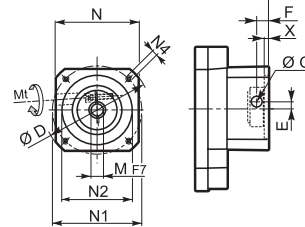
		M	M1	M2	N	N1	N2	N3	N4	X	P	Kg
C 22 2	P63	11	12.8	4	140	115	95	—	M8x19	4	273	7
C 22 2	P71	14	16.3	5	160	130	110	—	M8x16	4.5	273	7
C 22 2	P80	19	21.8	6	200	165	130	—	M10x14.5	4	292.5	8
C 22 2	P90	24	27.3	8	200	165	130	—	M10x14.5	4	292.5	8
C 22 2	P100	28	31.3	8	250	215	180	—	M12x16	4.5	302.5	12
C 22 2	P112	28	31.3	8	250	215	180	—	M12x16	4.5	302.5	12
C 22 3	P63	11	12.8	4	140	115	95	—	M8x19	4	328.5	8
C 22 3	P71	14	16.3	5	160	130	110	—	M8x16	4.5	328.5	8
C 22 3	P80	19	21.8	6	200	165	130	—	M10x14.5	4	348	9
C 22 3	P90	24	27.3	8	200	165	130	—	M10x14.5	4	348	9
C 22 3	P100	28	31.3	8	250	215	180	—	M12x16	4.5	358	13
C 22 3	P112	28	31.3	8	250	215	180	—	M12x16	4.5	358	13



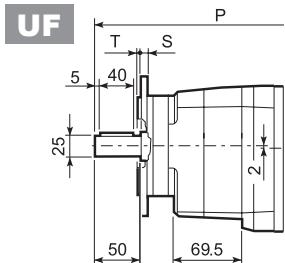
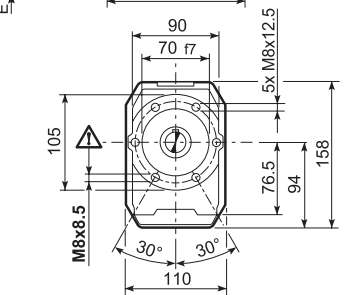
C 22...SK / SC



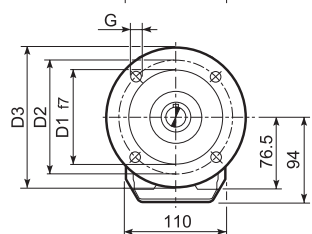
SK...



SC...



C 22_U						
	D1	D2	D3	G	T	S
FA	95	115	140	9	3	10
FB	110	130	160	9	3	10
FC	130	165	200	11	3.5	11



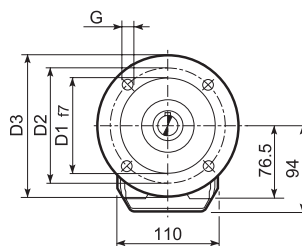
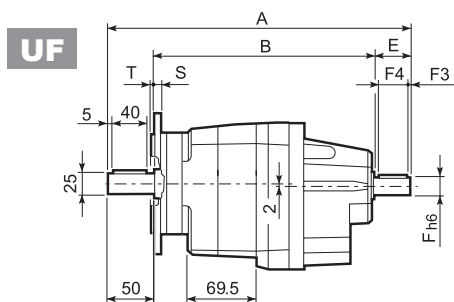
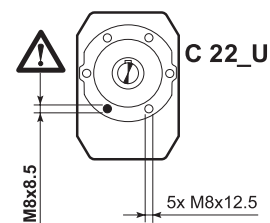
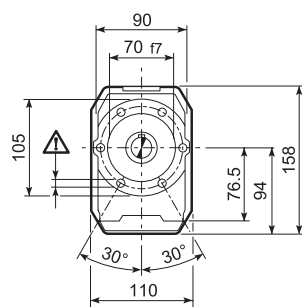
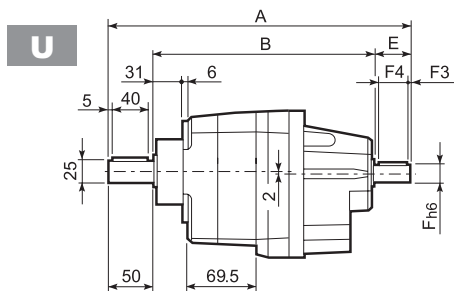
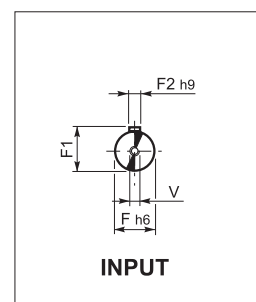
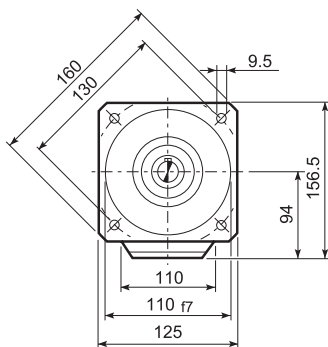
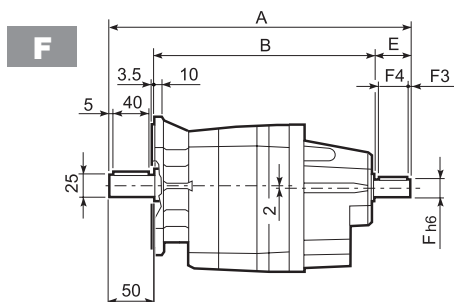
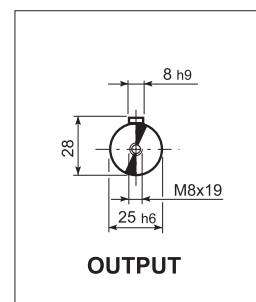
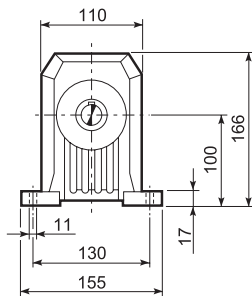
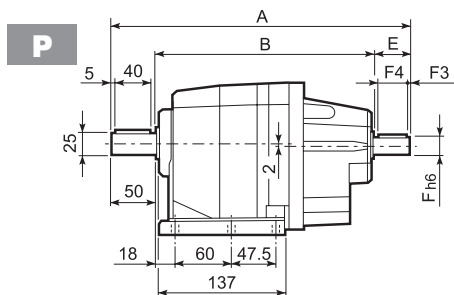
		D	M	M1	M2	N	N1	N2	N4	X	P		Kg
											2x	3x	
C 22 2/3	SK60A*	102	11	12.8	4	82	75	60	M5x10	3.5	224.5	300	6/9
C 22 2/3	SK60B*	102	14	16.3	5	82	75	60	M5x10	4	251.5	307	7/8
C 22 2/3	SK80A*	115	14	16.3	5	90	100	80	M6x12	4	251.5	307	7/8
C 22 2/3	SK80C	120	19	21.8	6	96	100	80	M6x12	4	292.5	348	8/9
C 22 2/3	SK95A	130	14	16.3	5	102	115	95	M8x12	4	292.5	348	8/9
C 22 2/3	SK95B	130	19	21.8	6	102	115	95	M8x12	4	292.5	348	8/9
C 22 2/3	SK95C	130	24	27.3	8	102	115	95	M8x12	4	292.5	348	8/9
C 22 2/3	SK110A	150	19	21.8	6	120	130	110	M8x12	5	292.5	348	8/9
C 22 2/3	SK110B	150	24	27.3	8	120	130	110	M8x12	5	292.5	348	8/9

			Mt [Nm]	D	E	F	G	M	N	N1	N2	N4	X	P		Kg
														2x	3x	
C 22 2/3	SC60A*	M6	15	102	7	12.5	12.5	11	82	75	60	M5x10	4	271.5	327	7/8
C 22 2/3	SC60B*	M6	15	102	7	12.5	12.5	14	82	75	60	M5x10	4	271.5	327	8/9
C 22 2/3	SC80A*	M6	15	115	6	12.5	12.5	14	90	100	80	M6x12	4	271.5	327	8/9
C 22 2/3	SC80C	M6	15	120	15.5	14.5	17.75	19	96	100	80	M6x12	4	316	371.5	9/10
C 22 2/3	SC95A	M6	15	130	16.5	15	17.75	14	102	115	95	M8x16	4	316	371.5	9/10
C 22 2/3	SC95B	M6	15	130	16.5	15	17.75	19	102	115	95	M8x16	4	316	371.5	9/10
C 22 2/3	SC95C	M6	15	130	16.5	15	17.75	24	102	115	95	M8x16	4	316	371.5	9/10
C 22 2/3	SC110A	M6	15	150	16.5	16	17.75	19	120	130	110	M8x16	5	316	371.5	10/11
C 22 2/3	SC110B	M6	15	150	16.5	16	17.75	24	120	130	110	M8x16	5	316	371.5	10/11

* Interpellare il nostro Servizio Tecnico comunicando i dati relativi all'applicazione

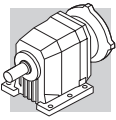


C 22...HS

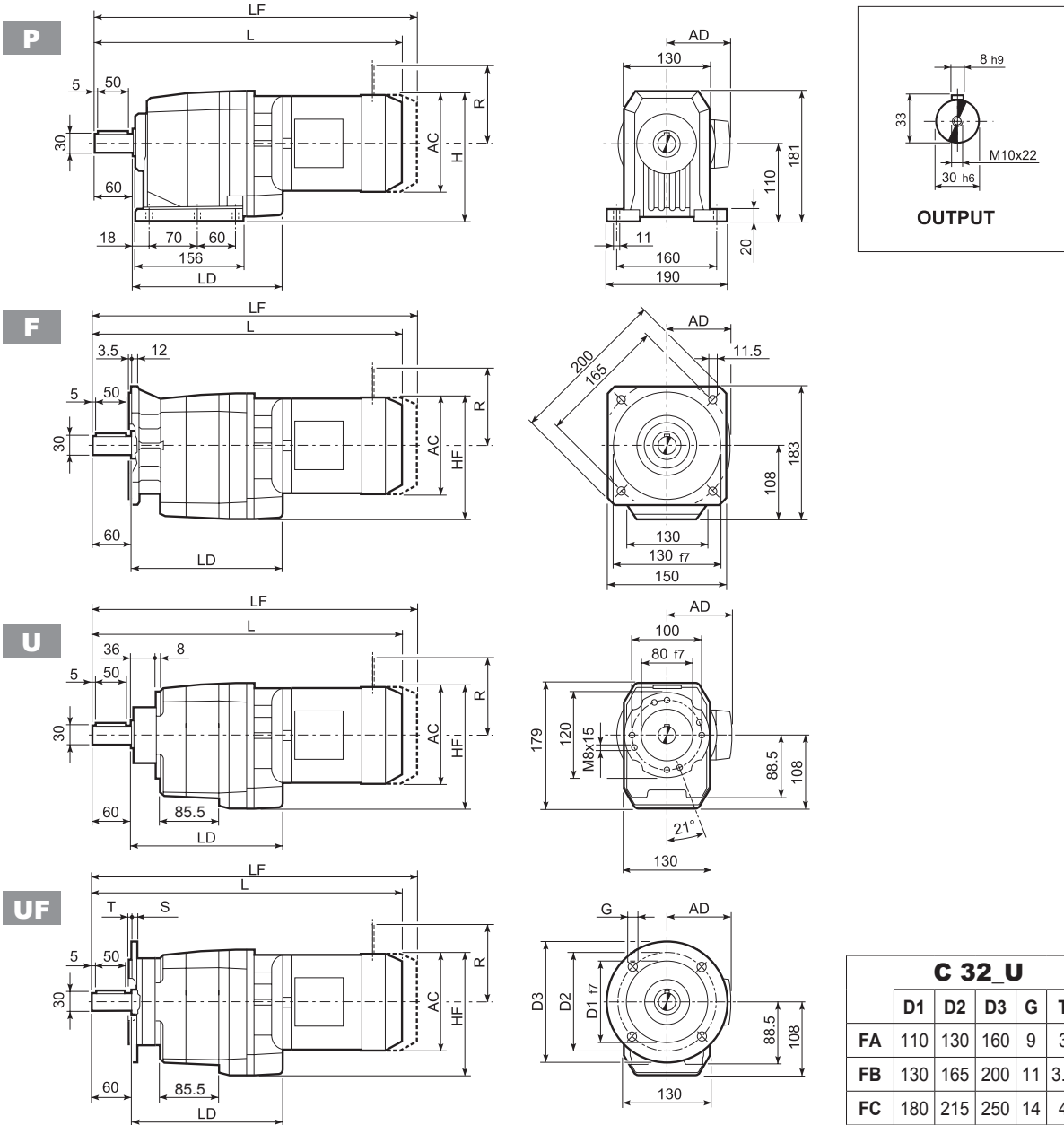


C 22_U						
	D1	D2	D3	G	T	S
FA	95	115	140	9	3	10
FB	110	130	160	9	3	10
FC	130	165	200	11	3.5	11

		A	B	E	F	F1	F2	F3	F4	V	Kg
C 22 2	HS	323	233	40	19	21.5	6	2.5	35	M6x16	7.2
C 22 3		335.5	245.5	40	16	18	6	2.5	36	M6x16	7.5

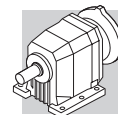


C 32...M/ME/MX/MXN



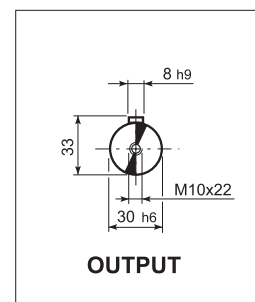
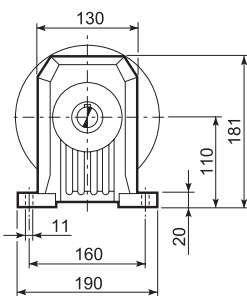
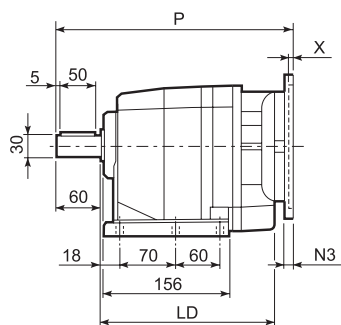
C 32_U						
	D1	D2	D3	G	T	S
FA	110	130	160	9	3	10
FB	130	165	200	11	3.5	11
FC	180	215	250	14	4	13

Motor Type	S	M	AC	H	HF	L	LD	AD	Kg	M...FD		M...FD		M...FA	
										M...FA	Kg	R	AD	R	AD
C 32 2	S1	M1	138	179	177	462.5	205.5	108	14	523.5	16	103	135	124	108
C 32 2	S1	ME1	138	179	177	462.5	205.5	108	14	523.5	16	103	135	124	135
C 32 2	S1	MXN10	138	179	177	491	205.5	137	15.8	252.5	16.9	103	138	121	138
C 32 2	S2	ME2S	156	188	186	490.5	217.5	119	18	561.5	21	129	146	134	119
C 32 2	S2	ME2S	156	188	186	490.5	217.5	119	19.6	560.5	23.2	129	143	134	143
C 32 2	S2	MX2S	156	188	186	534.5	217.5	119	23.1	606.5	27	129	143	134	143
C 32 2	S3	ME3S	195	207.5	205.5	534.5	227.5	142	24.5	630.5	31	160	155	160	155
C 32 2	S3	ME3L	195	207.5	205.5	566.5	227.5	142	32	656.5	35	160	155	160	155
C 32 2	S3	MX3L	195	207.5	205.5	610.5	227.5	142	38	702.5	36	160	155	160	155
C 32 2	S4	ME4	258	239	237	674.5	—	193	66	783.5	65	204	210	200	210
C 32 2	S4	ME4LB	258	239	237	709.5	—	193	74	807.5	87	226	210	217	210
C 32 3	S05	M05	121	170.5	168.5	491	—	95	13	557	15	96	122	116	95
C 32 3	S05	ME05	121	170.5	168.5	491	—	95	13	557	15	96	119	116	119
C 32 3	S05	MXN05	123	171.5	168.5	537.5	—	136	14.8	538.6	15.9	96	136	116	136
C 32 3	S1	M1	138	179	177	520	—	108	15	581	17	103	135	124	108
C 32 3	S1	ME1	138	179	177	520	—	108	15	581	17	103	135	124	135
C 32 3	S10	MXN10	138	179	177	549	—	137	17.4	608	19.8	103	138	121	138
C 32 3	S2	ME2S	156	188	186	548	—	119	18	618	26.2	129	143	134	143
C 32 3	S2	MX2S	156	188	186	592	—	119	23.1	664	30	129	143	134	143
C 32 3	S20	MXN20	158	189	186	645.5	—	146	25.3	716.5	27.5	129	148	131	148
C 32 3	S3	ME3S	195	207.5	205.5	592	—	142	25.5	688	34	160	155	160	155
C 32 3	S3	ME3L	195	207.5	205.5	624	—	142	33	714	38	160	155	160	155
C 32 3	S3	MX3L	195	207.5	205.5	668	—	142	39	760	46	160	155	160	155

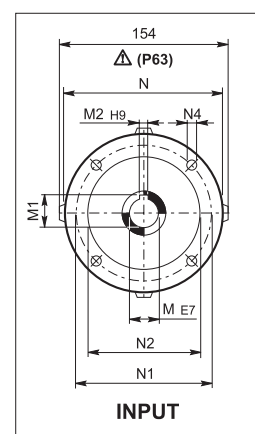
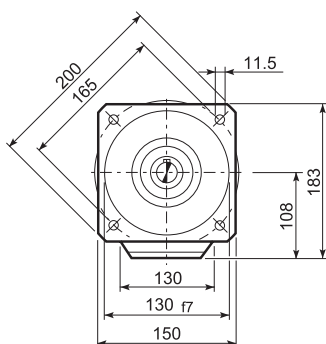
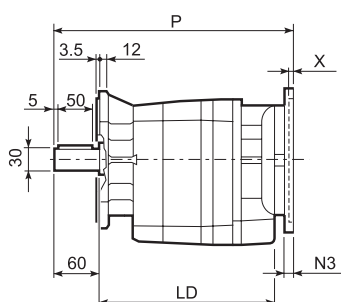


C 32...P(IEC)

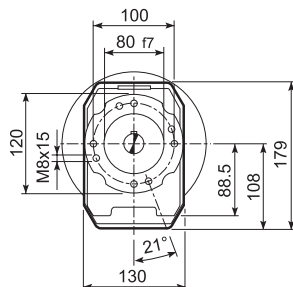
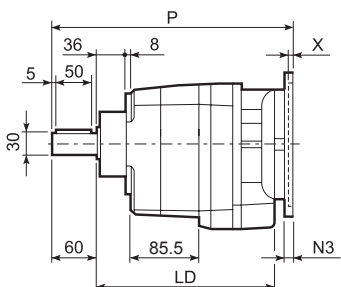
P



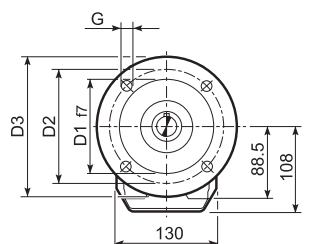
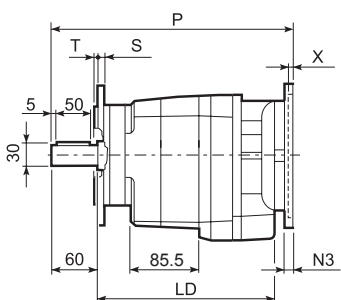
F



U

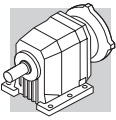


UF

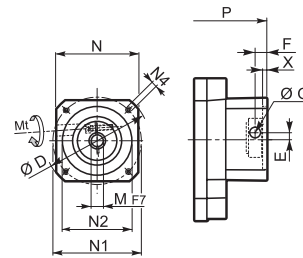
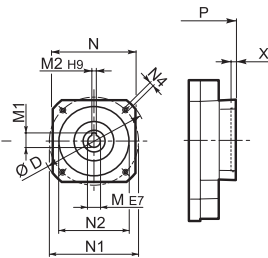
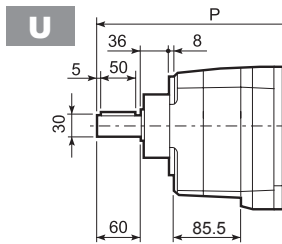
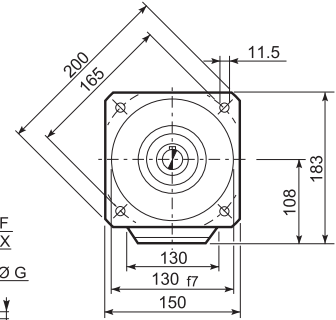
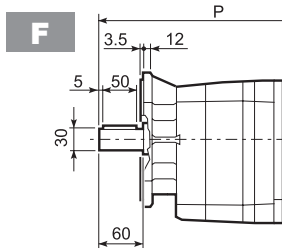
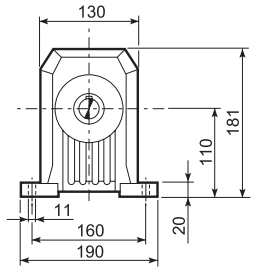
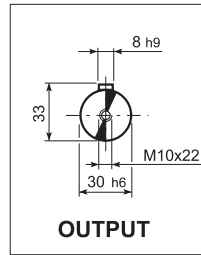
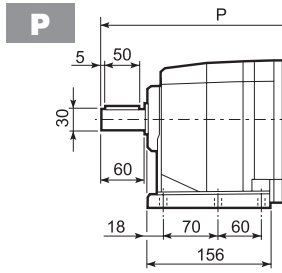


C 32_U						
	D1	D2	D3	G	T	S
FA	110	130	160	9	3	10
FB	130	165	200	11	3.5	11
FC	180	215	250	14	4	13

		LD	M	M1	M2	N	N1	N2	N3	N4	X	P	
C 32 2	P63	217.5	11	12.8	4	140	115	95	—	M8x19	4	307.5	9
C 32 2	P71	217.5	14	16.3	5	160	130	110	—	M8x16	4.5	307.5	9
C 32 2	P80	227.5	19	21.8	6	200	165	130	—	M10x14.5	4	327	10
C 32 2	P90	227.5	24	27.3	8	200	165	130	—	M10x14.5	4	327	10
C 32 2	P100	227.5	28	31.3	8	250	215	180	—	M12x16	4.5	337	14
C 32 2	P112	227.5	28	31.3	8	250	215	180	—	M12x16	4.5	337	14
C 32 2	P132	—	38	41.3	10	300	265	230	16	14	5	373	17
C 32 3	P63	—	11	12.8	4	140	115	95	—	M8x19	4	365	10
C 32 3	P71	—	14	16.3	5	160	130	110	—	M8x16	4.5	365	10
C 32 3	P80	—	19	21.8	6	200	165	130	—	M10x14.5	4	384.5	11
C 32 3	P90	—	24	27.3	8	200	165	130	—	M10x14.5	4	384.5	11
C 32 3	P100	—	28	31.3	8	250	215	180	—	M12x16	4.5	394.5	15
C 32 3	P112	—	28	31.3	8	250	215	180	—	M12x16	4.5	394.5	15

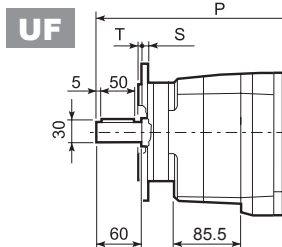
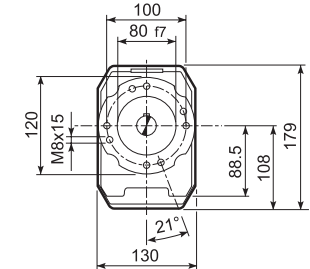


C 32...SK / SC

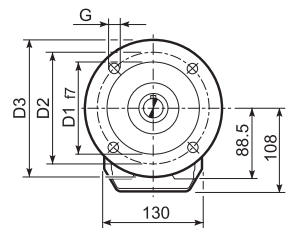


SK...

SC...

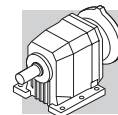


C 32_U						
	D1	D2	D3	G	T	S
FA	110	130	160	9	3	10
FB	130	165	200	11	3.5	11
FC	180	215	250	14	4	13

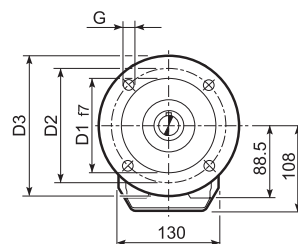
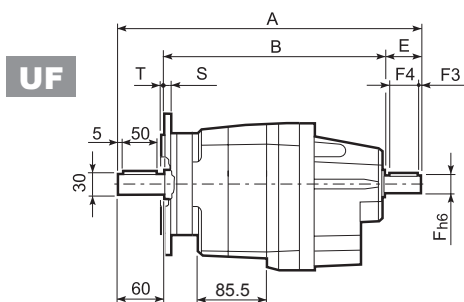
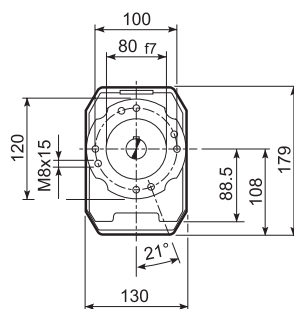
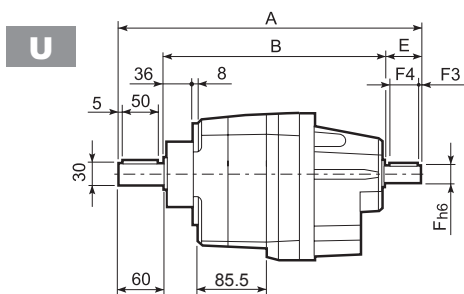
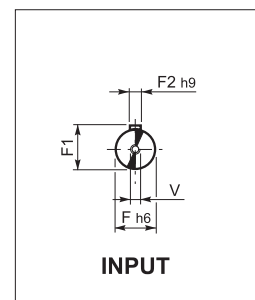
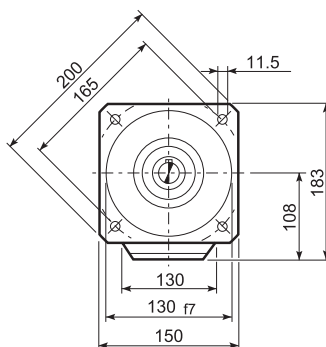
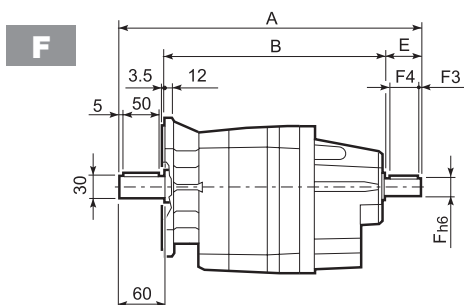
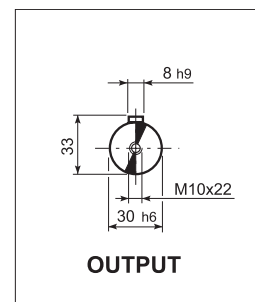
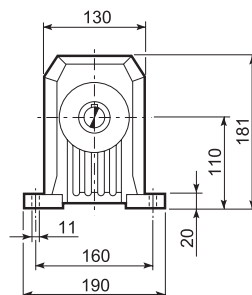
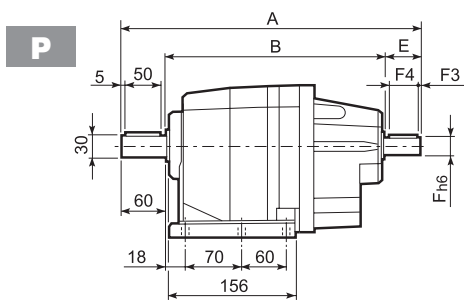


		D	M	M1	M2	N	N1	N2	N4	X	P		Kg
											2x	3x	
C 32 2/3	SK60A	102	11	12.8	4	82	75	60	M5x10	3.5	279	336.5	8/9
C 32 2/3	SK60B	102	14	16.3	5	82	75	60	M5x10	4	286	343.5	9/10
C 32 2/3	SK80A	115	14	16.3	5	90	100	80	M6x12	4	286	343.5	9/10
C 32 2/3	SK80C	120	19	21.8	6	96	100	80	M6x12	4	327	384.5	10/11
C 32 2/3	SK95A	130	14	16.3	5	102	115	95	M8x12	4	327	384.5	10/11
C 32 2/3	SK95B	130	19	21.8	6	102	115	95	M8x12	4	327	384.5	10/11
C 32 2/3	SK95C	130	24	27.3	8	102	115	95	M8x12	4	327	384.5	10/11
C 32 2/3	SK110A	150	19	21.8	6	120	130	110	M8x12	5	327	384.5	10/11
C 32 2/3	SK110B	150	24	27.3	8	120	130	110	M8x12	5	327	384.5	10/11
C 32 2	SK130A	188	24	27.3	8	142	165	130	M10x20	5	327	—	11

		Mt [Nm]	D	E	F	G	M	N	N1	N2	N4	X	P		Kg	
													2x	3x		
C 32 2/3	SC60A	M6	15	102	7	12.5	12.5	11	82	75	60	M5x10	4	306	363.5	9/10
C 32 2/3	SC60B	M6	15	102	7	12.5	12.5	14	82	75	60	M5x10	4	306	363.5	10/11
C 32 2/3	SC80A	M6	15	115	6	12.5	12.5	14	90	100	80	M6x12	4	306	363.5	10/11
C 32 2/3	SC80C	M6	15	120	15.5	14.5	17.75	19	96	100	80	M6x12	4	350.5	408	11/12
C 32 2/3	SC95A	M6	15	130	16.5	15	17.75	14	102	115	95	M8x16	4	350.5	408	11/12
C 32 2/3	SC95B	M6	15	130	16.5	15	17.75	19	102	115	95	M8x16	4	350.5	408	11/12
C 32 2/3	SC95C	M6	15	130	16.5	15	17.75	24	102	115	95	M8x16	4	350.5	408	11/12
C 32 2/3	SC 110A	M6	15	150	16.5	16	17.75	19	120	130	110	M8x16	5	350.5	408	12/13
C 32 2/3	SC 110B	M6	15	150	16.5	16	17.75	24	120	130	110	M8x16	5	350.5	408	12/13
C 32 2	SC 130A	M6	15	188	19	16	17.75	24	142	165	130	M10x20	5	350.5	—	13

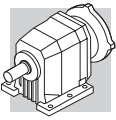


C 32...HS

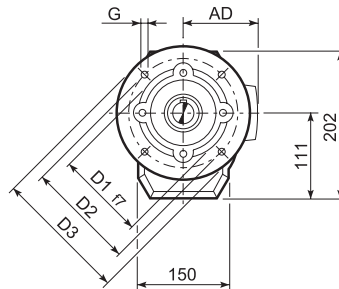
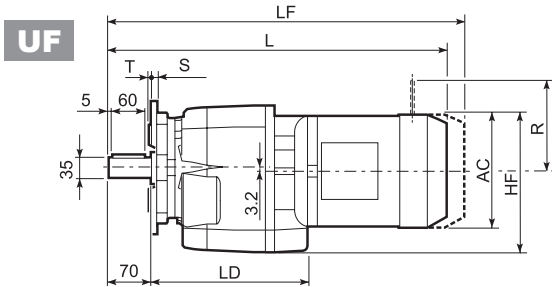
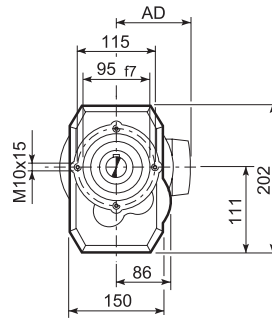
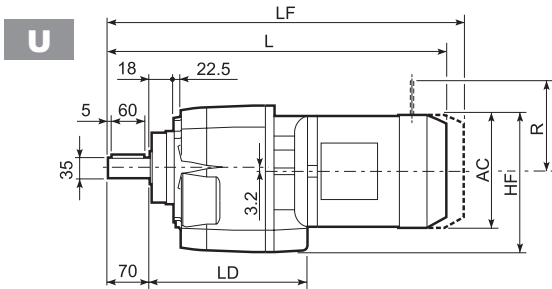
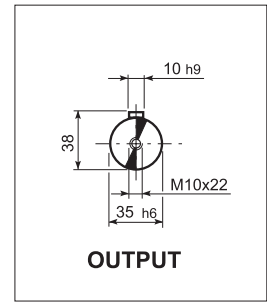
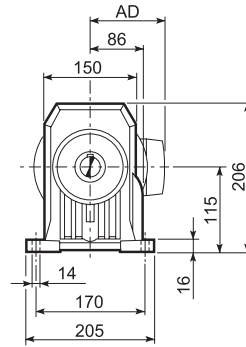
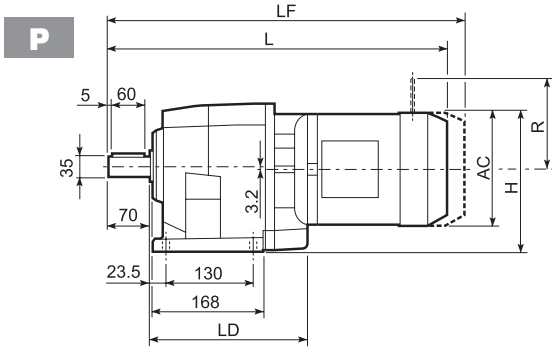


C 32_U						
	D1	D2	D3	G	T	S
FA	110	130	160	9	3	10
FB	130	165	200	11	3.5	11
FC	180	215	250	14	4	13

		A	B	E	F	F1	F2	F3	F4	V	kg
C 32 2	HS	357.5	257.5	40	19	21.5	6	2.5	35	M6x16	11.1
C 32 3		372	272	40	16	18	5	2.5	35	M6x16	10.6

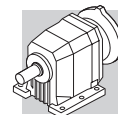


C 36...M/ME/MX/MXN



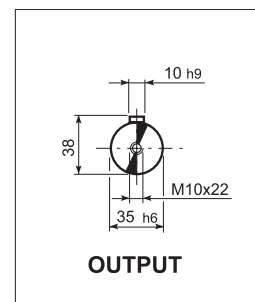
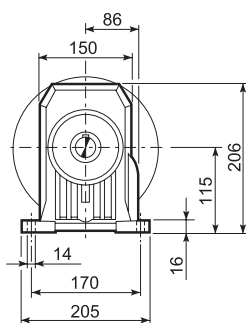
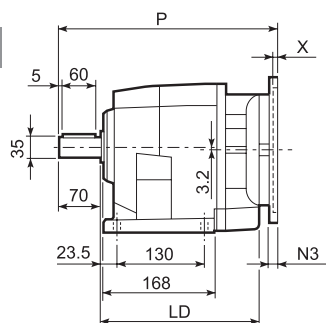
C 36_U						
	D1	D2	D3	G	T	S
FA	130	165	200	11	3.5	11
FB	180	215	250	14	4	14

Motor Type	S	M	MX	AC	H	HF	L	LD	AD	Kg	M...FD		M...FA			
											LF	Kg	R	AD	R	AD
C 36 2/3	S1	M1		138	184	177	481	214	108	20	542	21	103	135	124	108
C 36 2/3	S1	ME1		138	184	177	481	214	108	19	542	21	103	135	124	135
C 36 2/3	S10	MXN10		138	184	177	510	214	137	21.4	569	23.5	103	138	121	138
C 36 2/3	S2	ME2S		156	193	186	509	226	119	23	579	29.2	129	143	134	143
C 36 2/3	S2	MX2S		156	193	186	553	226	119	28.1	625	33	129	155	134	155
C 36 2/3	S3	ME3S		195	212.5	205.5	553	236	142	29.5	649	37	160	155	160	155
C 36 2/3	S3	ME3L	MX3S	195	212.5	205.5	585	236	142	37	675	41	160	155	160	155
C 36 2/3	S3	MX3L		195	212.5	205.5	629	236	142	43	721	49	160	155	160	155
C 36 2/3	S4	ME4	MX4	258	244	240	693.5	—	193	71	802.5	83	204	210	200	210
C 36 2/3	S4	ME4LB	MX4LA	258	244	240	728.5	—	193	79	826.5	93	204	210	226	210
C 36 4	S05	M05		121	175.5	168.5	509.5	—	95	19	575.5	20	96	122	116	95
C 36 4	S05	ME05		121	175.5	168.5	509.5	—	95	19	575.5	20	96	119	116	119
C 36 4	S05	MXN05		123	176.5	168.5	556	—	136	20.8	603	21.9	96	136	116	136
C 36 4	S1	M1		138	184	177	538.5	—	108	21	599.5	22	103	135	124	108
C 36 4	S1	ME1		138	184	177	538.5	—	108	21	595.5	22	103	135	124	135
C 36 4	S10	MXN10		138	184	177	567.5	—	137	23.4	626.5	25.8	103	138	121	138
C 36 4	S2	ME2S		156	193	186	566.5	—	119	24	636.5	30	129	143	134	143
C 36 4	S2	MX2S		156	193	186	610.5	—	119	29.1	682.5	34	129	155	134	155
C 36 4	S20	MXN20		158	194	186	663.5	—	146	31.3	734.5	33.5	129	148	131	148
C 36 4	S3	ME3S		195	212.5	205.5	610.5	—	142	31	706.5	38	160	155	160	155
C 36 4	S3	ME3L	MX3S	195	212.5	205.5	642.5	—	142	38	732.5	42	160	155	160	155
C 36 4	S3	MX3L		195	212.5	205.5	686.5	—	142	44	778.5	50	160	155	160	155

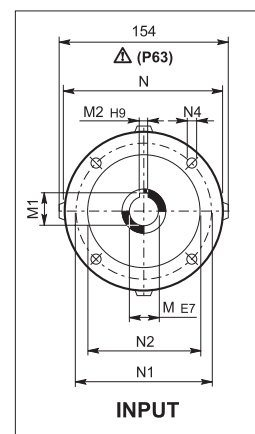
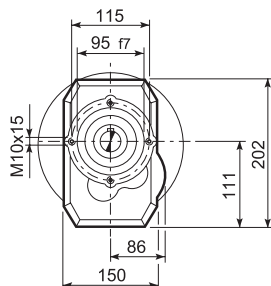
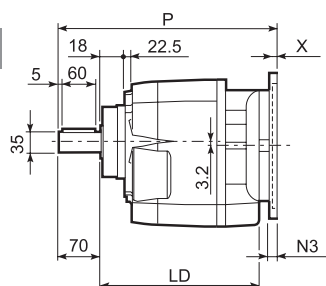


C 36...P(IEC)

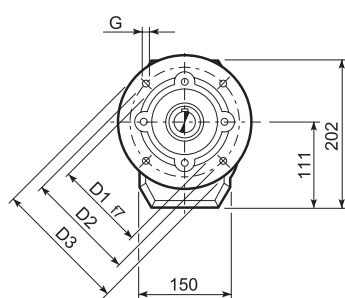
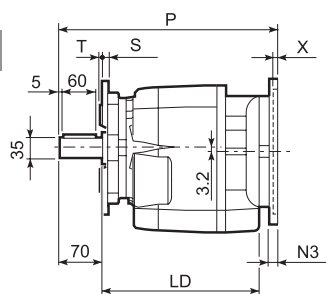
P



U



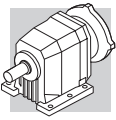
UF



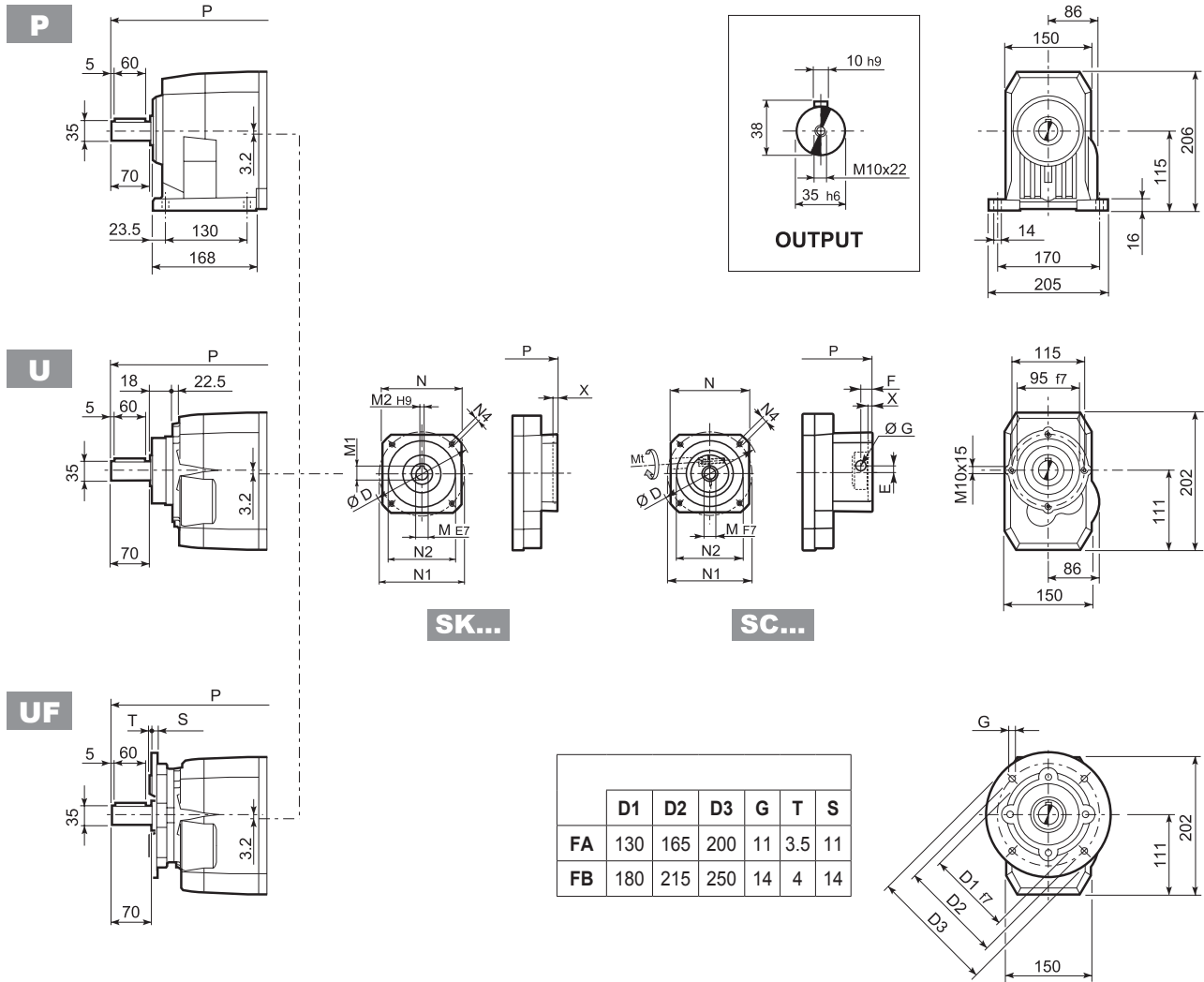
C 36 U

	D1	D2	D3	G	T	S
FA	130	165	200	11	3.5	11
FB	180	215	250	14	4	14

		LD	M	M1	M2	N	N1	N2	N3	N4	X	P	Ⓚ Kg
C 36 2/3	P63	226	11	12.8	4	140	115	95	—	M8x19	4	326	17
C 36 2/3	P71	226	14	16.3	5	160	130	110	—	M8x16	4.5	326	17
C 36 2/3	P80	236	19	21.8	6	200	165	130	—	M10x14.5	4	345.5	18
C 36 2/3	P90	236	24	27.3	8	200	165	130	—	M10x14.5	4	345.5	18
C 36 2/3	P100	236	28	31.3	8	250	215	180	—	M12x16	4.5	355.5	22
C 36 2/3	P112	236	28	31.3	8	250	215	180	—	M12x16	4.5	355.5	22
C 36 2/3	P132	—	38	41.3	10	300	265	230	16	14	5	392.5	25
C 36 4	P63	—	11	12.8	4	140	115	95	—	M8x19	4	383.5	20
C 36 4	P71	—	14	16.3	5	160	130	110	—	M8x16	4.5	383.5	20
C 36 4	P80	—	19	21.8	6	200	165	130	—	M10x14.5	4	403	21
C 36 4	P90	—	24	27.3	8	200	165	130	—	M10x14.5	4	403	21
C 36 4	P100	—	28	31.3	8	250	215	180	—	M12x16	4.5	413	25
C 36 4	P112	—	28	31.3	8	250	215	180	—	M12x16	4.5	413	25



C 36...SK / SC



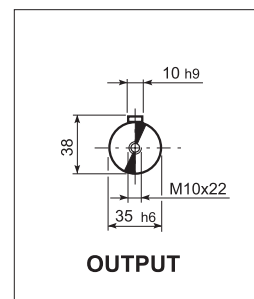
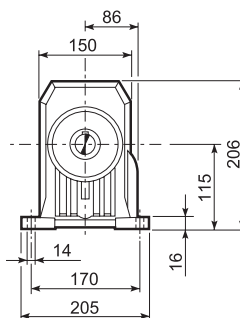
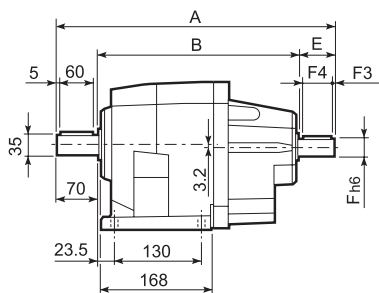
		D	M	M1	M2	N	N1	N2	N4	X	P		Kg
											2/3x	4x	
C 36 2/3/4	SK60A	102	11	12.8	4	82	75	60	M5x10	3.5	297.5	355	16/16/19
C 36 2/3/4	SK60B	102	14	16.3	5	82	75	60	M5x10	4	304.5	362	17/17/20
C 36 2/3/4	SK80A	115	14	16.3	5	90	100	80	M6x12	4	304.5	362	18/18/21
C 36 2/3/4	SK80C	120	19	21.8	6	96	100	80	M6x12	4	304.5	403	18/18/21
C 36 2/3/4	SK95A	130	14	16.3	5	102	115	95	M8x12	4	345.5	403	18/18/21
C 36 2/3/4	SK95B	130	19	21.8	6	102	115	95	M8x12	4	345.5	403	18/18/21
C 36 2/3/4	SK95C	130	24	27.3	8	102	115	95	M8x12	4	345.5	403	18/18/21
C 36 2/3/4	SK110A	150	19	21.8	6	120	130	110	M8x12	5	345.5	403	18/18/21
C 36 2/3/4	SK110B	150	24	27.3	8	120	130	110	M8x12	5	345.5	403	18/18/21
C 36 2/3	SK130A	188	24	27.3	8	142	165	130	M10x20	5	345.5	—	19/19

			Mt [Nm]	D	E	F	G	M	N	N1	N2	N4	X	P		Kg
														2/3x	4x	
C 36 2/3/4	SC60A	M6	15	102	7	12.5	12.5	11	82	75	60	M5x10	4	324.5	382	17/17/20
C 36 2/3/4	SC60B	M6	15	102	7	12.5	12.5	14	82	75	60	M5x10	4	324.5	382	18/18/21
C 36 2/3/4	SC80A	M6	15	115	6	12.5	12.5	14	90	100	80	M6x12	4	324.5	426.5	18/18/21
C 36 2/3/4	SC80C	M6	15	120	15.5	14.5	17.75	19	96	100	80	M6x12	4	369	426.5	19/19/22
C 36 2/3/4	SC95A	M6	15	130	16.5	15	17.75	14	102	115	95	M8x16	4	369	426.5	19/19/22
C 36 2/3/4	SC95B	M6	15	130	16.5	15	17.75	19	102	115	95	M8x16	4	369	426.5	19/19/22
C 36 2/3/4	SC95C	M6	15	130	16.5	15	17.75	24	102	115	95	M8x16	4	369	426.5	19/19/22
C 36 2/3/4	SC110A	M6	15	150	16.5	16	17.75	19	120	130	110	M8x16	5	369	426.5	21/21/24
C 36 2/3/4	SC110B	M6	15	150	16.5	16	17.75	24	120	130	110	M8x16	5	369	426.5	21/21/24
C 36 2/3	SC130A	M6	15	188	19	16	17.75	24	142	165	130	M10x20	5	369	—	22/22

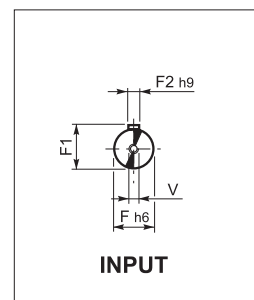
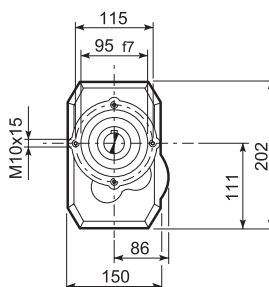
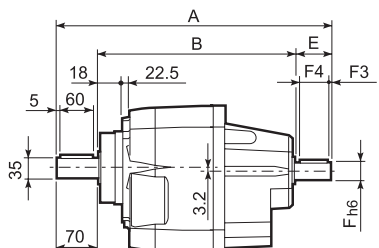


C 36...HS

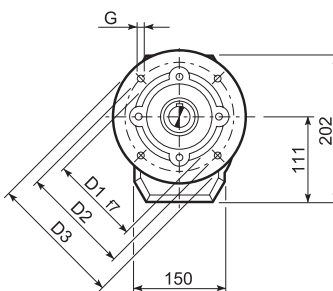
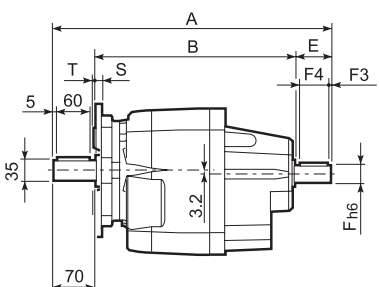
P



U

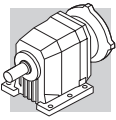


UF

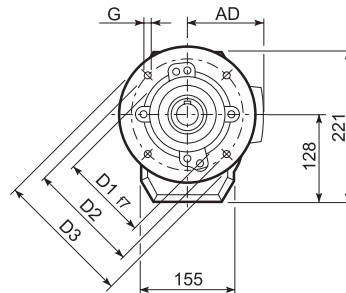
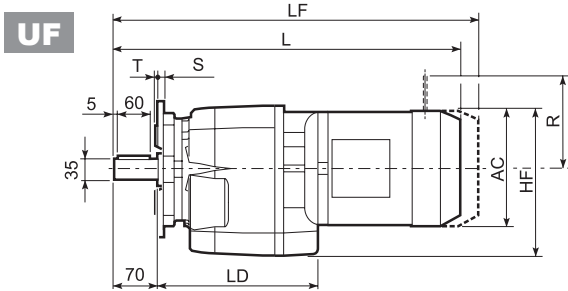
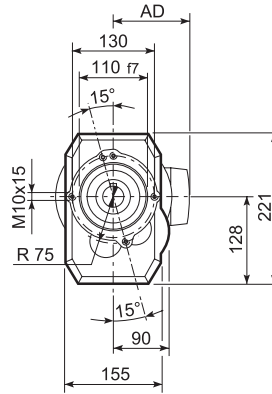
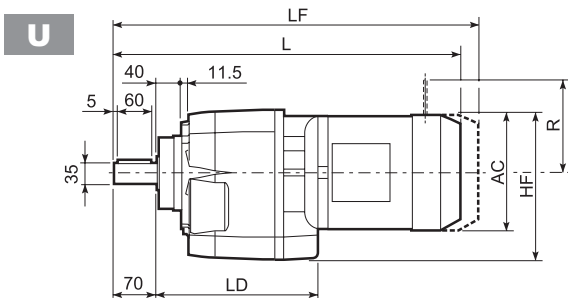
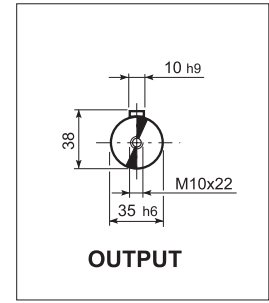
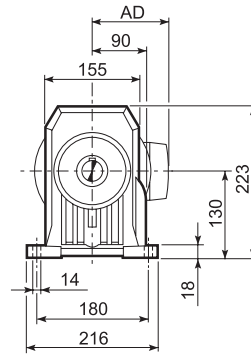
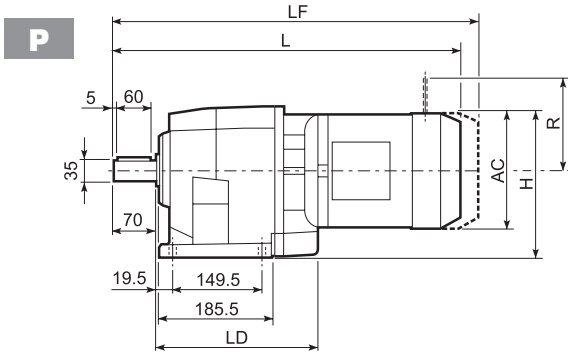


C 36 U						
	D1	D2	D3	G	T	S
FA	130	165	200	11	3.5	11
FB	180	215	250	14	4	14

		A	B	E	F	F1	F2	F3	F4	V	Kg
C 36 2	HS	415.5	295.5	50	24	27	8	2.5	45	M8x19	25.5
C 36 3		415.5	295.5	50	24	27	8	2.5	45	M8x19	25.5
C 36 4		390.5	280.5	40	16	18	5	2.5	36	M6x16	26.5

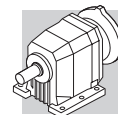


C 41...M/ME/MX/MXN



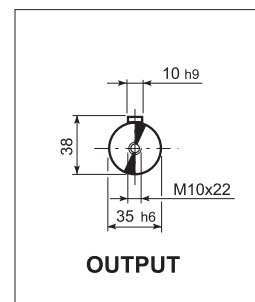
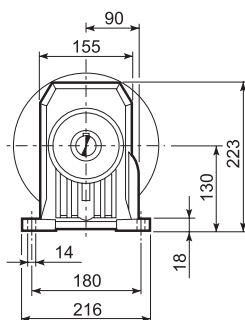
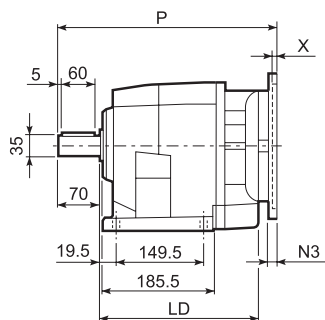
C 41 U						
	D1	D2	D3	G	T	S
FA	130	165	200	11	3.5	11
FB	180	215	250	14	4	13

Motor Type	S	M	AC	H	HF	L	LD	AD	Kg	M...FD		M...FD		M...FA	
										LF	Kg	R	AD	R	AD
C 41 2/3	S1	M1	138	199	197	491.5	220	108	25	552.5	28	103	135	124	108
C 41 2/3	S1	ME1	138	199	197	491.5	220	108	24	552.5	28	103	135	124	135
C 41 2/3	S2	ME2S	156	208	206	519.5	235.5	119	31	576.5	34	129	143	134	143
C 41 2/3	S2	MX2S	156	208	206	563.5	235.5	119	36	635.5	38	129	143	134	143
C 41 2/3	S3	ME3S	195	227.5	225.5	563.5	251.5	142	38	659.5	41	160	155	160	155
C 41 2/3	S3	ME3L	195	227.5	225.5	595.5	251.5	142	45	685.5	46	160	155	160	155
C 41 2/3	S3	MX3L	195	227.5	225.5	639.5	251.5	142	51	701.5	54	160	155	160	155
C 41 2/3	S4	ME4	258	259	257	703.5	—	193	71	812.5	88	204	210	200	210
C 41 2/3	S4	ME4LB	258	259	257	739	—	193	78	837	98	204	210	226	210
C 41 4	S05	M05	121	245.5	243.5	524	—	95	27	590	28	96	122	116	95
C 41 4	S05	ME05	121	245.5	243.5	524	—	95	27	590	28	96	119	116	119
C 41 4	S05	MXN05	123	246.5	243.5	570.5	—	136	28.8	617.5	29.9	96	136	116	136
C 41 4	S1	M1	138	199	197	553	—	108	28	614	31	103	135	124	108
C 41 4	S1	ME1	138	199	197	553	—	108	27	614	31	103	135	124	135
C 41 4	S10	MXN10	138	199	197	582	—	137	29.4	641	31.8	103	138	121	138
C 41 4	S2	ME2S	156	208	206	581	—	119	34	651	37	129	143	134	143
C 41 4	S2	MX2S	156	208	206	625	—	119	39	697	41	129	143	134	143
C 41 4	S20	MXN20	158	209	206	677.5	—	146	41.2	748.5	43.4	129	148	131	148
C 41 4	S3	ME3S	195	227.5	225.5	625	—	142	41	721	44	160	155	160	155
C 41 4	S3	ME3L	195	227.5	225.5	657	—	142	48	747	49	160	155	160	155
C 41 4	S3	MX3L	195	227.5	225.5	701	—	142	54	793	57	160	155	160	155

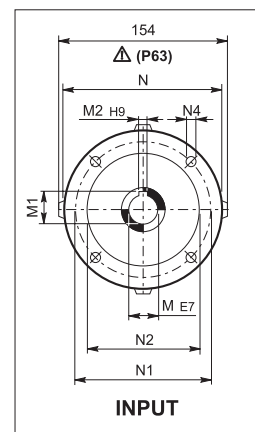
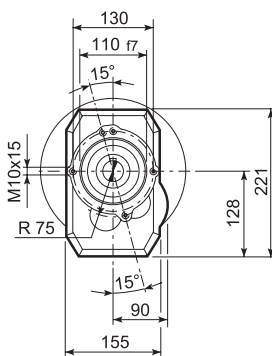
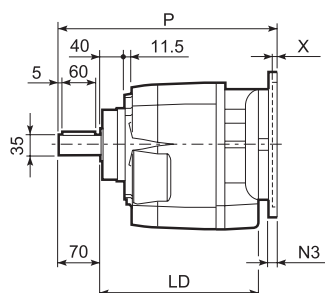


C 41...P(IEC)

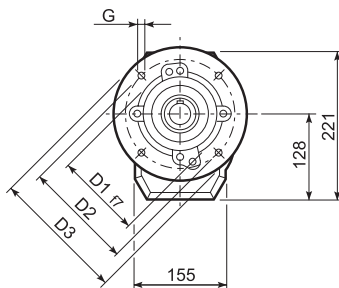
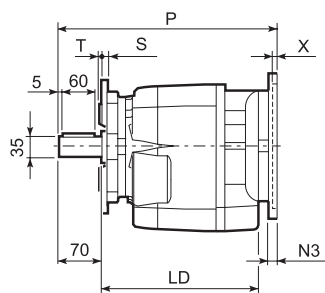
P



U



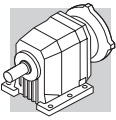
UF



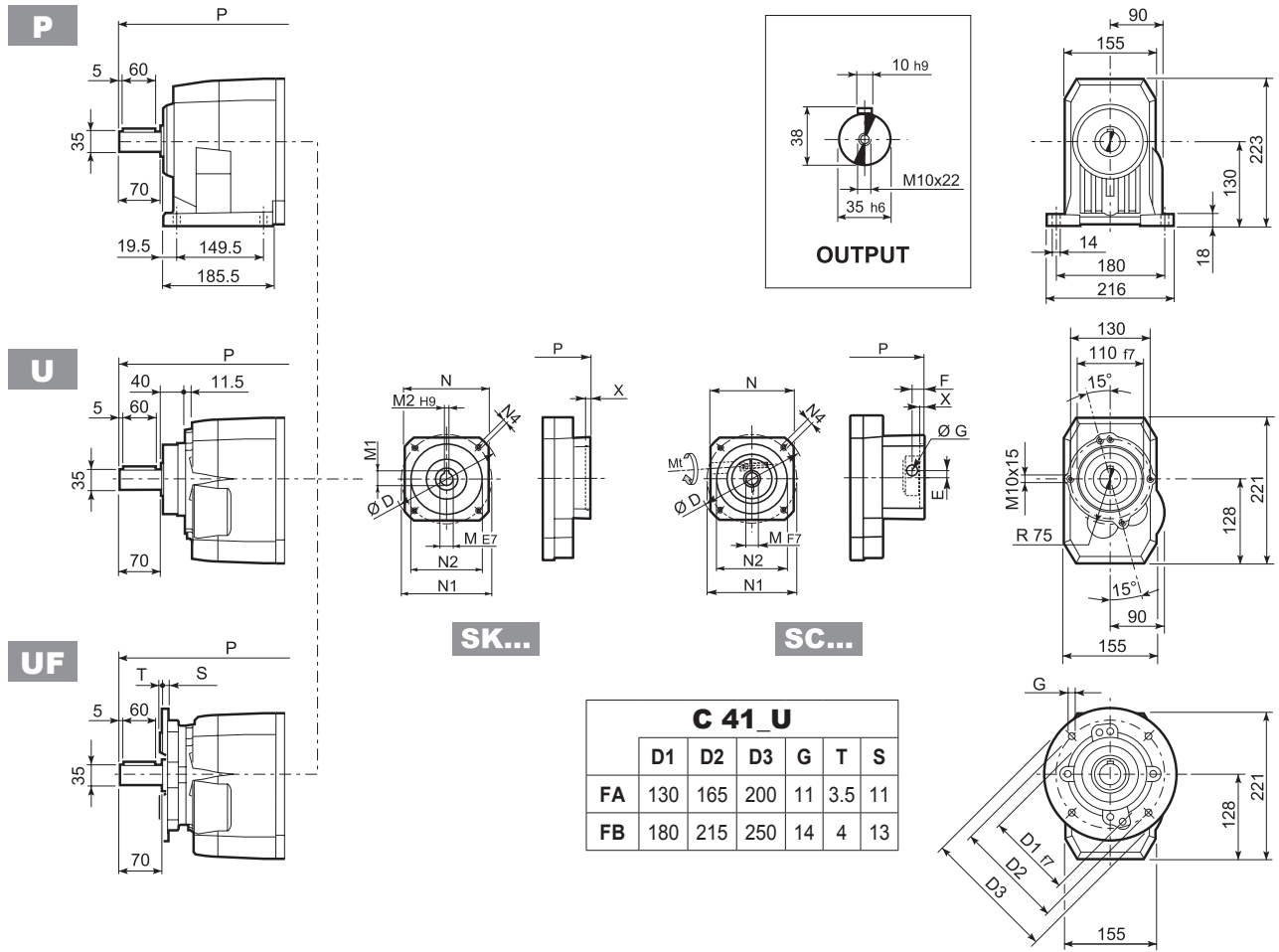
C 41_U

	D1	D2	D3	G	T	S
FA	130	165	200	11	3.5	11
FB	180	215	250	14	4	13

		LD	M	M1	M2	N	N1	N2	N3	N4	X	P	Kg
C 41 2/3	P63	235.5	11	12.8	4	140	115	95	—	M8x19	4	336.5	27
C 41 2/3	P71	235.5	14	16.3	5	160	130	110	—	M8x16	4.5	336.5	28
C 41 2/3	P80	251.5	19	21.8	6	200	165	130	—	M10x14.5	4	356	29
C 41 2/3	P90	251.5	24	27.3	8	200	165	130	—	M10x14.5	4	356	29
C 41 2/3	P100	—	28	31.3	8	250	215	180	—	M12x16	4.5	366	33
C 41 2/3	P112	—	28	31.3	8	250	215	180	—	M12x16	4.5	366	33
C 41 2/3	P132	—	38	41.3	10	300	265	230	16	14	5	402.5	35
C 41 4	P63	—	11	12.8	4	140	115	95	—	M8x19	4	395	30
C 41 4	P71	—	14	16.3	5	160	130	110	—	M8x16	4.5	395	31
C 41 4	P80	—	19	21.8	6	200	165	130	—	M10x14.5	4	414.5	32
C 41 4	P90	—	24	27.3	8	200	165	130	—	M10x14.5	4	414.5	32
C 41 4	P100	—	28	31.3	8	250	215	180	—	M12x16	4.5	424.5	36
C 41 4	P112	—	28	31.3	8	250	215	180	—	M12x16	4.5	424.5	36



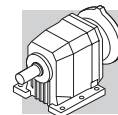
C 41...SK / SC



C 41_U						
	D1	D2	D3	G	T	S
FA	130	165	200	11	3.5	11
FB	180	215	250	14	4	13

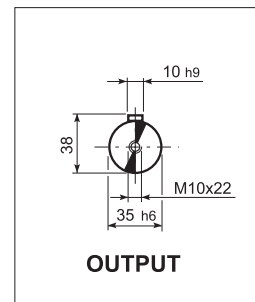
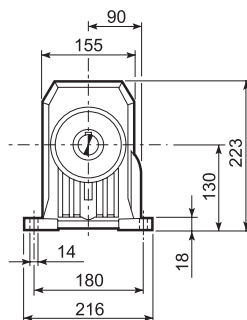
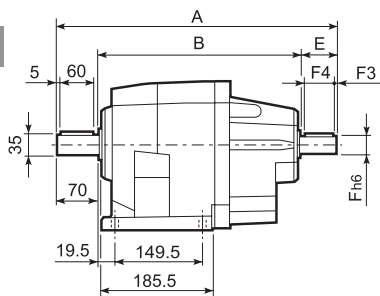
Icon	Type	D	M	M1	M2	N	N1	N2	N4	X	P		Kg	
											2/3x	4x		
	C41 4	SK60A	102	11	12.8	4	82	75	60	M5x10	3.5	—	370	31
	C41 4	SK60B	102	14	16.3	5	82	75	60	M5x10	4	—	377	32
	C41 4	SK80A	115	14	16.3	5	90	100	80	M6x12	4	—	377	32
	C41 2/3	SK80B	120	14	16.3	5	96	100	80	M6x12	4	356.5	—	29/29
	C41 2/3/4	SK80C	120	19	21.8	6	96	100	80	M6x12	4	356.5	418	29/29/32
	C41 2/3/4	SK95A	130	14	16.3	5	102	115	95	M8x12	4	356.5	418	29/29/32
	C41 2/3/4	SK95B	130	19	21.8	6	102	115	95	M8x12	4	356.5	418	29/29/33
	C41 2/3/4	SK95C	130	24	27.3	8	102	115	95	M8x12	4	356.5	418	29/29/36
	C41 2/3/4	SK110A	150	19	21.8	6	120	130	110	M8x12	5	356.5	418	29/29/36
	C41 2/3/4	SK110B	150	24	27.3	8	120	130	110	M8x12	5	356.5	418	29/29/36
	C41 2/3	SK130A	188	24	27.3	8	142	165	130	M10x20	5	356.5	—	31/31
	C41 2/3	SK130B	189	32	35.3	10	160	165	130	M10x20	5	403	—	33/33
	C41 2/3	SK180A	240	32	35.3	10	192	215	180	M12x19	5	403	—	33/33
	C41 2/3	SK180B	240	38	41.3	10	192	215	180	M12x19	5	403	—	38/38

Icon	Type	Icon	Mt [Nm]	D	E	F	G	M	N	N1	N2	N4	X	P		Kg		
														2/3x	4x			
	C41 4		SC60A	M6	15	102	7	12.5	12.5	11	82	75	60	M5x10	4	—	397	32
	C41 4		SC60B	M6	15	102	7	12.5	12.5	14	82	75	60	M5x10	4	—	397	33
	C41 4		SC80A	M6	15	115	6	12.5	12.5	14	90	100	80	M6x12	4	—	397	33
	C41 2/3		SC80B	M6	15	120	15.5	14.5	17.75	14	96	100	80	M6x12	4	380	—	30/30
	C41 2/3/4		SC80C	M6	15	120	15.5	14.5	17.75	19	96	100	80	M6x12	4	380	441.5	30/30/33
	C41 2/3/4		SC95A	M6	15	130	16.5	15	17.75	14	102	115	95	M8x16	4	380	441.5	30/30/34
	C41 2/3/4		SC95B	M6	15	130	16.5	15	17.75	19	102	115	95	M8x16	4	380	441.5	30/30/34
	C41 2/3/4		SC95C	M6	15	130	16.5	15	17.75	24	102	115	95	M8x16	4	380	441.5	30/30/35
	C41 2/3/4		SC110A	M6	15	150	16.5	16	17.75	19	120	130	110	M8x16	5	380	441.5	31/31/39
	C41 2/3/4		SC110B	M6	15	150	16.5	16	17.75	24	120	130	110	M8x16	5	380	441.5	31/31/39
	C41 2/3		SC130A	M6	15	188	19	16	17.75	24	142	165	130	M10x20	5	380	—	32/32
	C41 2/3		SC130B	M8	36	189	20	17	17.75	32	160	165	130	M10x20	5	426	—	36/36
	C41 2/3		SC180A	M8	36	240	20	17.5	17.75	32	192	215	180	M12x24	5	430	—	36/36
	C41 2/3		SC180B	M8	36	240	20	17.5	17.75	38	192	215	180	M12x24	5	430	—	35/35

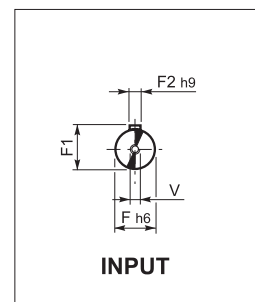
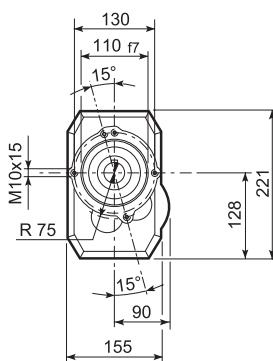
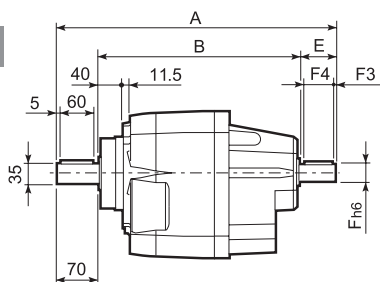


C 41...HS

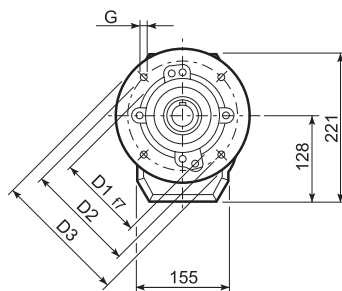
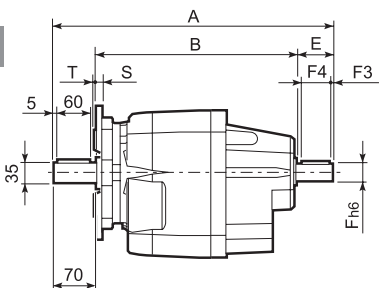
P



U

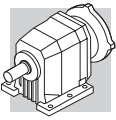


UF

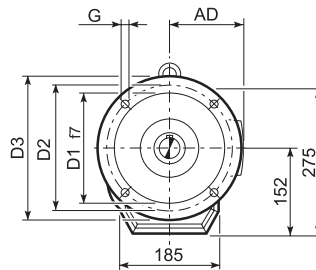
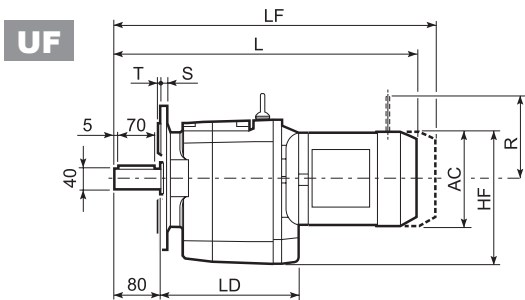
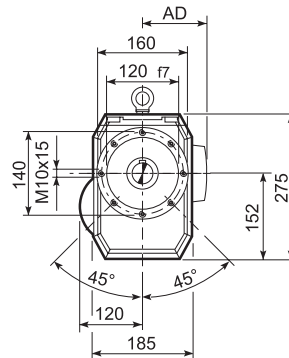
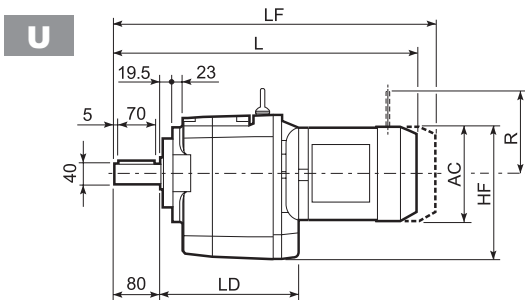
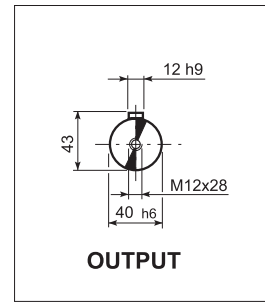
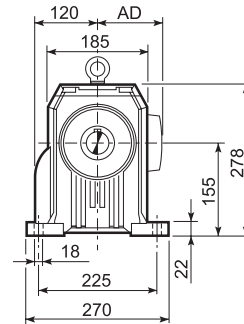
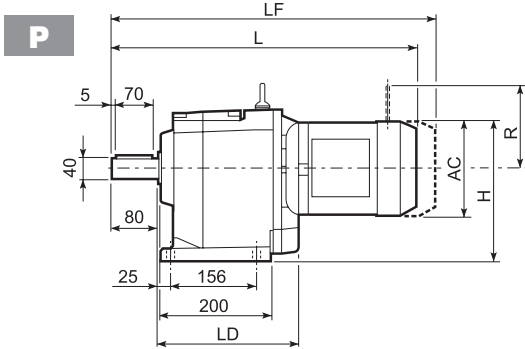


C 41 U		D1	D2	D3	G	T	S
FA		130	165	200	11	3.5	11
FB		180	215	250	14	4	13

		A	B	E	F	F1	F2	F3	F4	V	Kg
C 41 2	HS	425.5	305.5	50	24	27	8	2.5	45	M8x19	30
C 41 3		425.5	305.5	50	24	27	8	2.5	45	M8x19	30
C 41 4		448	338	40	19	21.5	6	2.5	35	M6x16	33

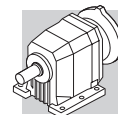


C 51...M/ME/MX/MXN



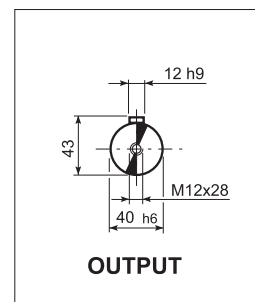
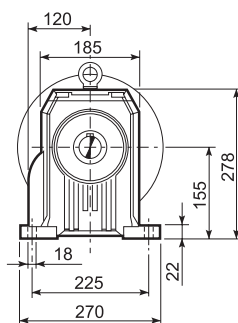
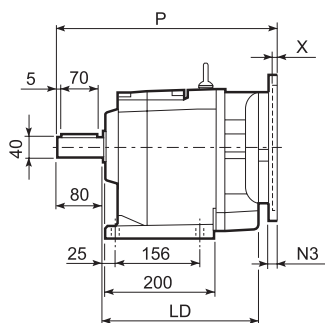
C 51_U						
	D1	D2	D3	G	T	S
FA	180	215	250	14	4	13
FB	230	265	300	14	4	16

				AC	H	HF	L	LD	AD	Kg	M...FD		M...FD		M...FA	
											M...FA	Kg	R	AD	R	AD
C 51 2/3	S1	M1		138	224	221	517.5	—	108	49	578.5	52	103	135	124	108
C 51 2/3	S1	ME1		138	224	221	517.5	—	108	48	578.5	52	103	135	124	135
C 51 2/3	S2	ME2S		156	233	230	545.5	252.5	119	53	615.5	58	129	143	134	143
C 51 2/3	S2	MX2S		156	233	230	589.5	252.5	119	53	661.5	62	129	143	134	143
C 51 2/3	S3	ME3S		195	252.5	249.5	589.5	267.5	142	60	685.5	66	160	155	160	155
C 51 2/3	S3	ME3L	MX3S	195	252.5	249.5	621.5	267.5	142	65	711.5	70	160	155	160	155
C 51 2/3	S3	MX3L		195	252.5	249.5	665.5	267.5	142	65	757.5	78	160	155	160	155
C 51 2/3	S4	ME4	MX4	258	284	281	729.5	—	193	99	838.5	112	204	210	200	210
C 51 2/3	S4	ME4LB	MX4LA	258	284	281	764.5	—	193	107	862.5	122	204	210	226	210
C 51 2/3	S5	ME5S	MX5S	310	310	307	816	—	245	127	956	182	266	245	247	245
C 51 2/3	S5	ME5L	MX5L	310	310	307	860	—	245	143	994	193	266	245	247	245
C 51 4	S1	M1		138	224	221	589	—	108	52	650	55	103	135	124	108
C 51 4	S1	ME1		138	224	221	589	—	108	51	650	55	103	135	124	135
C 51 4	S10	MXN10		138	224	221	618	—	137	53.4	677	55.8	103	138	121	138
C 51 4	S2	ME2S		156	233	230	617	—	119	56	687	61	129	143	134	143
C 51 4	S2	MX2S		156	233	230	661	—	119	56	733	65	129	143	134	143
C 51 4	S3	ME3S		195	252.5	249.5	661	—	142	63	757	69	160	155	160	155
C 51 4	S3	ME3L	MX3S	195	252.5	249.5	693	—	142	68	783	73	160	155	160	155
C 51 4	S3	MX3L		195	252.5	249.5	737	—	142	68	829	81	160	155	160	155

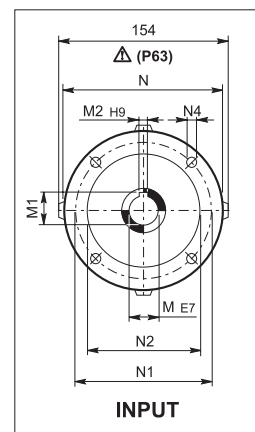
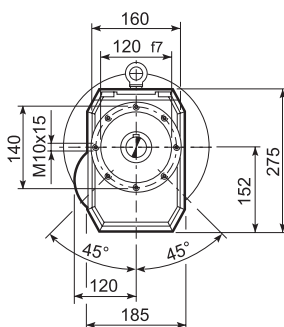
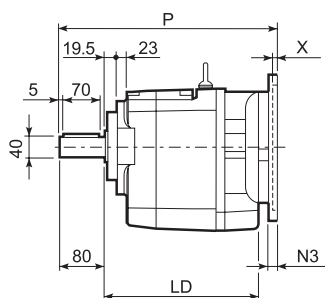


C 51...P(IEC)

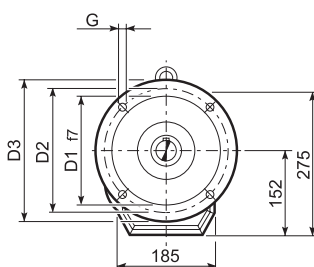
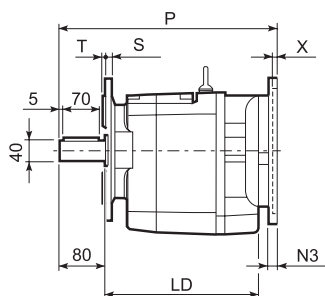
P



U



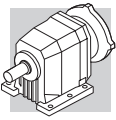
UF



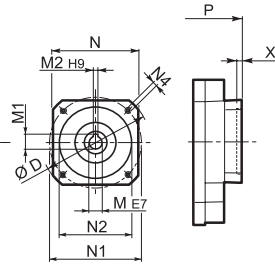
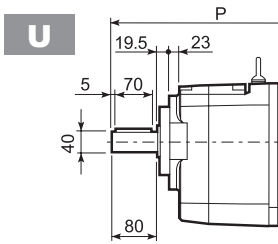
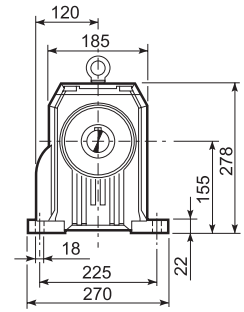
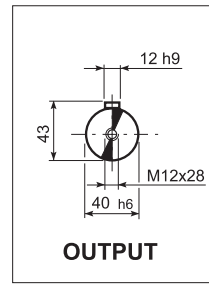
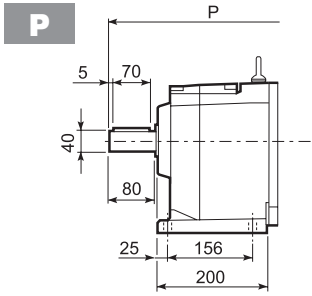
C 51_U

	D1	D2	D3	G	T	S
FA	180	215	250	14	4	13
FB	230	265	300	14	4	16

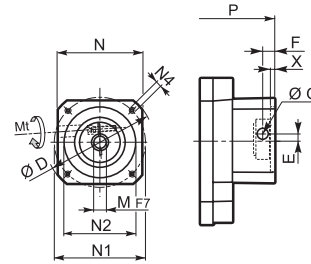
		LD	M	M1	M2	N	N1	N2	N3	N4	X	P	Kg
C 51 2/3	P63	252.5	11	12.8	4	140	115	95	—	M8x19	4	362.5	45
C 51 2/3	P71	252.5	14	16.3	5	160	130	110	—	M8x16	4.5	362.5	45
C 51 2/3	P80	267.5	19	21.8	6	200	165	130	—	M10x14.5	4	382	47
C 51 2/3	P90	267.5	24	27.3	8	200	165	130	—	M10x14.5	4	382	47
C 51 2/3	P100	252.5	28	31.3	8	250	215	180	—	M12x16	4.5	392	51
C 51 2/3	P112	252.5	28	31.3	8	250	215	180	—	M12x16	4.5	392	51
C 51 2/3	P132	252.5	38	41.3	10	300	265	230	16	14	5	428.5	54
C 51 2/3	P160	—	42	45.3	12	350	300	250	23	18	5.5	479	58
C 51 2/3	P180	—	48	51.8	14	350	300	250	23	18	5.5	479	58
C 51 4	P63	—	11	12.8	4	140	115	95	—	M8x19	4	434	47
C 51 4	P71	—	14	16.3	5	160	130	110	—	M8x16	4.5	434	47
C 51 4	P80	—	19	21.8	6	200	165	130	—	M10x14.5	4	453.5	49
C 51 4	P90	—	24	27.3	8	200	165	130	—	M10x14.5	4	463.5	49
C 51 4	P100	—	28	31.3	8	250	215	180	—	M12x16	4.5	463.5	53
C 51 4	P112	—	28	31.3	8	250	215	180	—	M12x16	4.5	463.5	53



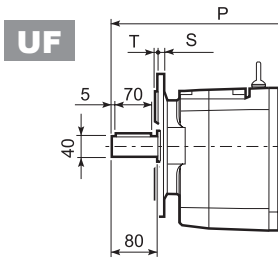
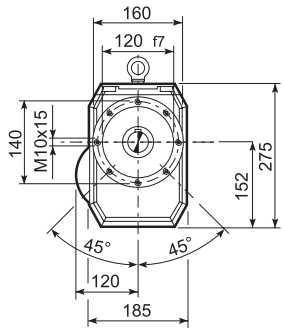
C 51...SK / SC



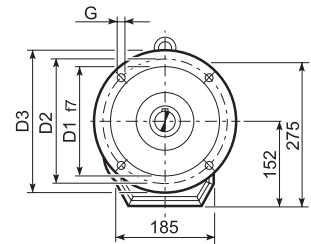
SK...



SC...



C 51_U						
	D1	D2	D3	G	T	S
FA	180	215	250	14	4	13
FB	230	265	300	14	4	16

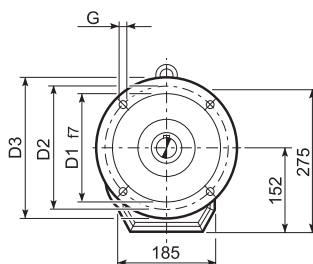
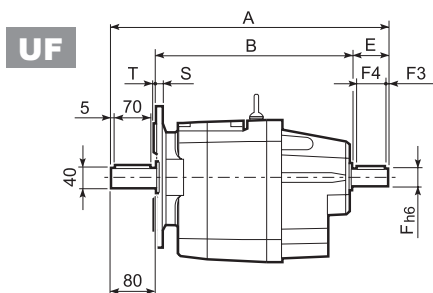
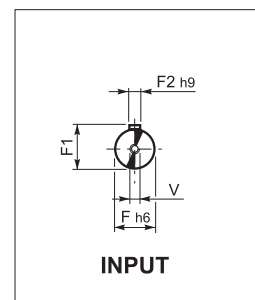
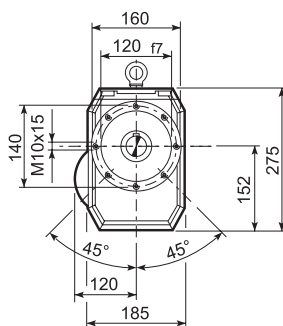
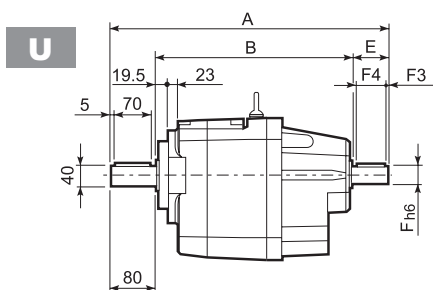
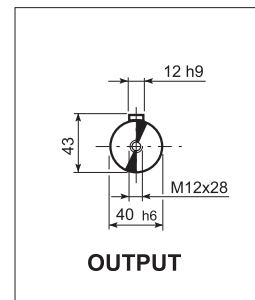
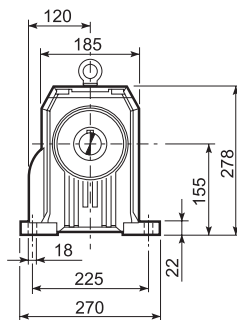
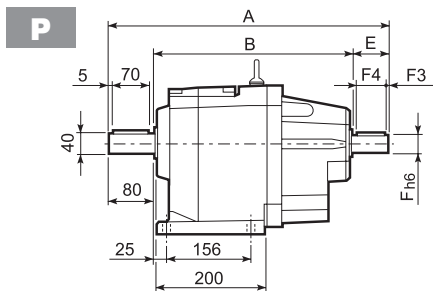


		D	M	M1	M2	N	N1	N2	N4	X	P		Kg
											2/3x	4x	
C 51 2/3	SK80B	120	14	16.3	5	96	100	80	M6x12	4	382	—	46/46
C 51 2/3/4	SK80C	120	19	21.8	6	96	100	80	M6x12	4	382	453.5	47/47/49
C 51 2/3/4	SK95A	130	14	16.3	5	102	115	95	M8x12	4	382	453.5	46/46/48
C 51 2/3/4	SK95B	130	19	21.8	6	102	115	95	M8x12	4	382	453.5	47/47/49
C 51 2/3/4	SK95C	130	24	27.3	8	102	115	95	M8x12	4	382	453.5	47/47/49
C 51 2/3/4	SK110A	150	19	21.8	6	120	130	110	M8x12	5	382	453.5	47/47/51
C 51 2/3/4	SK110B	150	24	27.3	8	120	130	110	M8x12	5	382	453.5	47/47/51
C 51 2/3/4	SK130A	188	24	27.3	8	142	165	130	M10x20	5	382	453.5	49/49/52
C 51 2/3	SK130B	189	32	35.3	10	160	165	130	M10x20	5	428.5	—	55/55
C 51 2/3	SK180A	240	32	35.3	10	192	215	180	M12x19	5	428.5	—	55/55
C 51 2/3	SK180B	240	38	41.3	10	192	215	180	M12x19	5	428.5	—	55/55

		Mt [Nm]	D	E	F	G	M	N	N1	N2	N4	X	P		Kg
													2/3x	4x	
C 51 2/3	SC80B	M6 15	120	15.5	14.5	17.75	14	96	100	80	M6x12	4	405.5	—	47/47
C 51 2/3/4	SC80C	M6 15	120	15.5	14.5	17.75	19	96	100	80	M6x12	4	405.5	477	48/48/50
C 51 2/3/4	SC95A	M6 15	130	16.5	15	17.75	14	102	115	95	M8x16	4	405.5	477	47/47/49
C 51 2/3/4	SC95B	M6 15	130	16.5	15	17.75	19	102	115	95	M8x16	4	405.5	477	48/48/50
C 51 2/3/4	SC95C	M6 15	130	16.5	15	17.75	24	102	115	95	M8x16	4	405.5	477	48/48/50
C 51 2/3/4	SC110A	M6 15	150	16.5	16	17.75	19	120	130	110	M8x16	5	405.5	477	49/49/52
C 51 2/3/4	SC110B	M6 15	150	16.5	16	17.75	24	120	130	110	M8x16	5	405.5	477	49/49/52
C 51 2/3/4	SC130A	M6 15	188	19	16	17.75	24	142	165	130	M10x20	5	405.5	477	50/50/53
C 51 2/3	SC130B	M8 36	189	20	17	17.75	32	160	165	130	M10x20	5	451.5	—	54/54
C 51 2/3	SC180A	M8 36	240	20	17.5	17.75	32	192	215	180	M12x24	5	455.5	—	54/54
C 51 2/3	SC180B	M8 36	240	20	17.5	17.75	38	192	215	180	M12x24	5	455.5	—	54/54

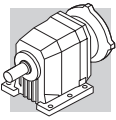


C 51...HS



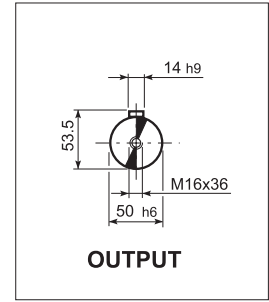
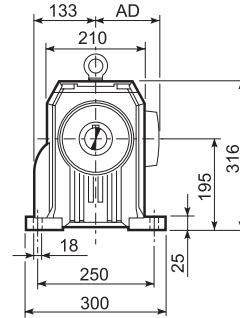
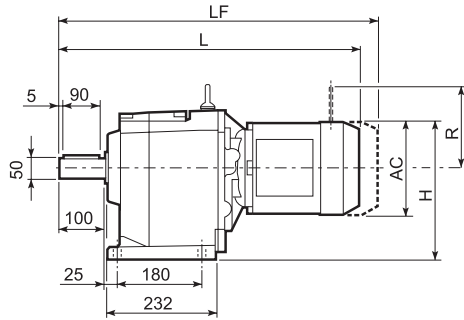
C 51_U						
	D1	D2	D3	G	T	S
FA	180	215	250	14	4	13
FB	230	265	300	14	4	16

		A	B	E	F	F1	F2	F3	F4	V	kg
C 51 2	HS	451.5	322	50	24	24	8	2.5	45	M8x19	45
C 51 3		451.5	322	50	24	24	8	2.5	45	M8x19	45
C 51 4		484	364	40	19	21.5	6	2.5	35	M6x16	48

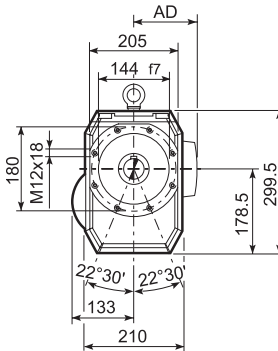
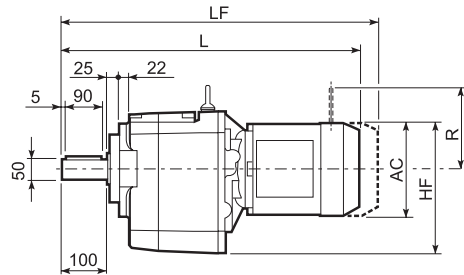


C 61...M/ME/MX

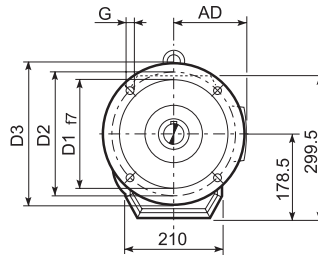
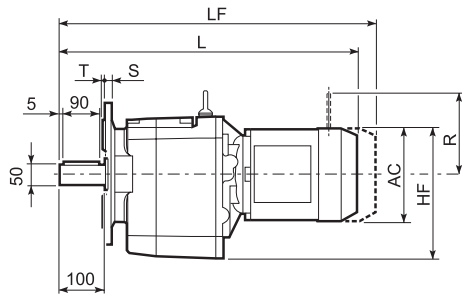
P



U



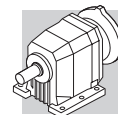
UF



C 61_U

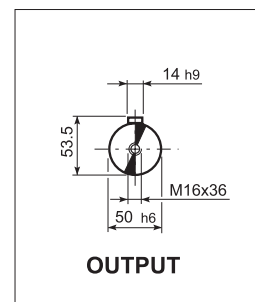
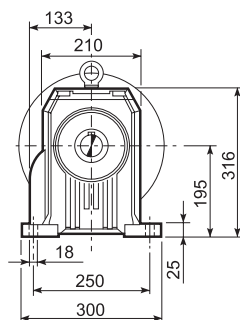
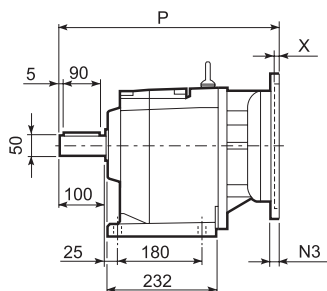
	D1	D2	D3	G	T	S
FA	230	265	300	14	4	16
FB	250	300	350	18	5	18

Motor Icon	S	ME	MX	AC	H	HF	L	AD	Kg	M...FD		M...FD		M...FA	
										M...FA	Kg	R	AD	R	AD
C 61 2/3	S2	ME2S		156	273	256.5	598.5	119	61	668.5	65	129	143	134	143
C 61 2/3	S2	MX2S		156	273	256.5	642.5	119	66	714.5	69	129	143	134	143
C 61 2/3	S3	ME3S		195	292.5	276	642.5	142	68	738.5	73	160	155	160	150
C 61 2/3	S3	ME3L	MX3S	195	292.5	276	674.5	142	74	764.5	77	160	155	160	150
C 61 2/3	S3	MX3L		195	292.5	276	718.5	142	80	810.5	85	160	155	160	150
C 61 2/3	S4	ME4	MX4	258	324	307.5	782.5	193	108	891.5	119	204	210	200	210
C 61 2/3	S4	ME4LB	MX4LA	258	324	307.5	817.5	193	116	915.5	129	204	210	226	210
C 61 2/3	S5	ME5S	MX5S	310	350	333.5	869	245	136	1009	189	266	245	247	245
C 61 2/3	S5	ME5L	MX5L	310	350	333.5	913	245	152	1047	200	266	245	247	245
C 61 4	S1	M1		138	264	247.5	641	108	71	702	74	103	135	124	108
C 61 4	S1	ME1		138	264	247.5	641	108	70	702	74	103	135	124	135
C 61 4	S2	ME2S		156	273	256.5	669	119	75	739	80	129	143	134	143
C 61 4	S2	MX2S		156	273	256.5	713	119	80	785	84	129	143	134	143
C 61 4	S3	ME3S		195	292.5	276	713	142	81	809	88	160	155	160	155
C 61 4	S3	ME3L	MX3S	195	292.5	276	745	142	87	835	92	160	155	160	155
C 61 4	S3	MX3L		195	292.5	276	789	142	93	881	100	160	155	160	155

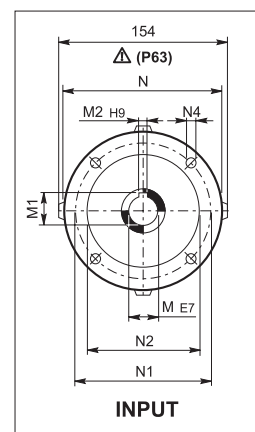
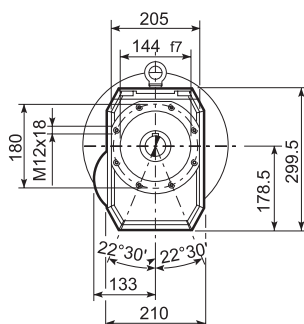
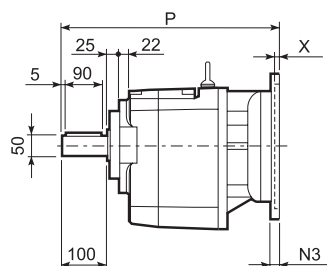


C 61...P(IEC)

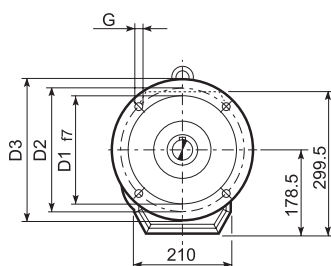
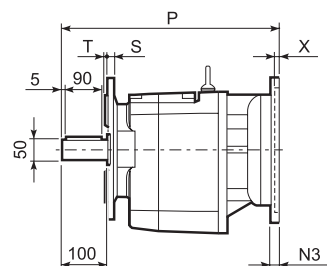
P



U



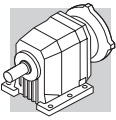
UF



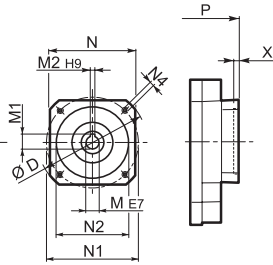
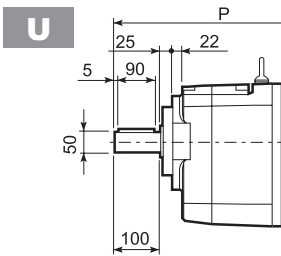
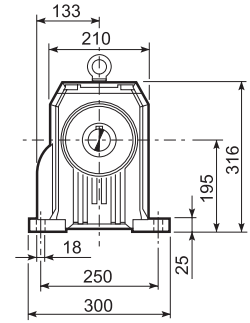
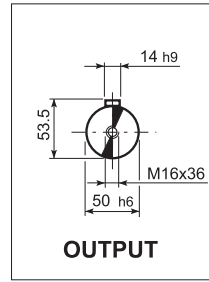
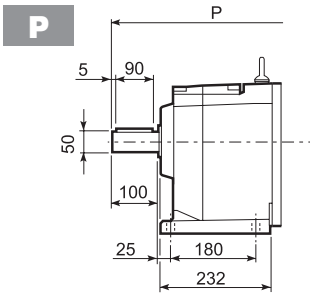
C 61_U

	D1	D2	D3	G	T	S
FA	230	265	300	14	4	16
FB	250	300	350	18	5	18

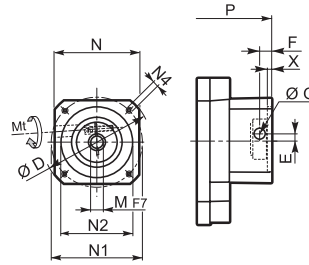
		M	M1	M2	N	N1	N2	N3	N4	X	P	Kg
C 61 2/3	P63	11	12.8	4	140	115	95	—	M8x19	4	415.5	55
C 61 2/3	P71	14	16.3	5	160	130	110	—	M8x16	4.5	415.5	57
C 61 2/3	P80	19	21.8	6	200	165	130	—	M10x14.5	4	435	61
C 61 2/3	P90	24	27.3	8	200	165	130	—	M10x14.5	4	435	61
C 61 2/3	P100	28	31.3	8	250	215	180	—	M12x16	4.5	444	65
C 61 2/3	P112	28	31.3	8	250	215	180	—	M12x16	4.5	444	65
C 61 2/3	P132	38	41.3	10	300	265	230	16	14	5	481.5	68
C 61 2/3	P160	42	45.3	12	350	300	250	23	18	5.5	532	73
C 61 2/3	P180	48	51.8	14	350	300	250	23	18	5.5	532	73
C 61 4	P63	11	12.8	4	140	115	95	—	M8x19	4	486	61
C 61 4	P71	14	16.3	5	160	130	110	—	M8x16	4.5	489	63
C 61 4	P80	19	21.8	6	200	165	130	—	M10x14.5	4	505.5	67
C 61 4	P90	24	27.3	8	200	165	130	—	M10x14.5	4	505.5	67
C 61 4	P100	28	31.3	8	250	215	180	—	M12x16	4.5	515.5	71
C 61 4	P112	28	31.3	8	250	215	180	—	M12x16	4.5	515.5	71



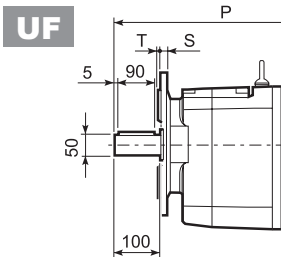
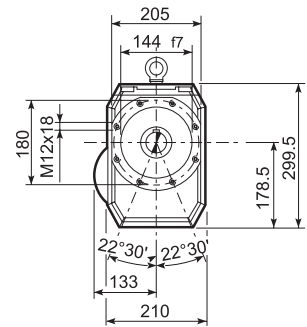
C 61...SK / SC



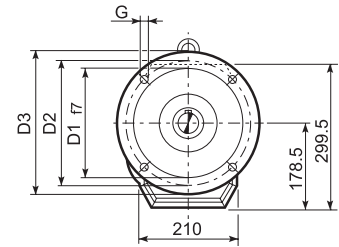
SK...



SC...

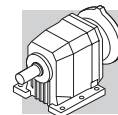


C 61_U						
	D1	D2	D3	G	T	S
FA	230	265	300	14	4	16
FB	250	300	350	18	5	18



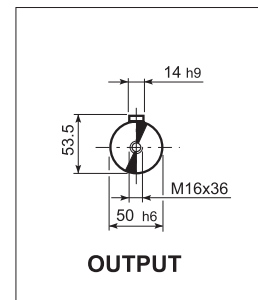
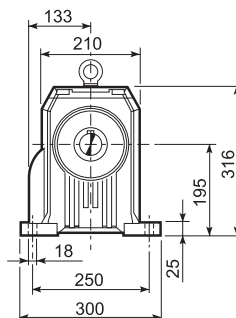
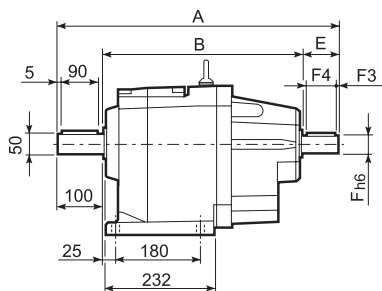
		D	M	M1	M2	N	N1	N2	N4	X	P		Kg
											2/3x	4x	
C 61 4	SK80B	120	14	16.3	5	96	100	80	M6x12	4	—	505.5	62
C 61 2/3/4	SK80C	120	19	21.8	6	96	100	80	M6x12	4	435	505.5	63/63/69
C 61 2/3/4	SK95A	130	14	16.3	5	102	115	95	M8x12	4	435	505.5	60/60/67
C 61 2/3/4	SK95B	130	19	21.8	6	102	115	95	M8x12	4	435	505.5	63/63/69
C 61 2/3/4	SK95C	130	24	27.3	8	102	115	95	M8x12	4	435	505.5	63/63/69
C 61 2/3/4	SK110A	140	19	21.8	6	120	130	110	M8x12	5	435	505.5	63/63/69
C 61 2/3/4	SK110B	140	24	27.3	8	120	130	110	M8x12	5	435	505.5	63/63/69
C 61 2/3/4	SK130A	188	24	27.3	8	142	165	130	M10x20	5	435	505.5	67/67/80
C 61 2/3	SK130B	189	32	35.3	10	160	165	130	M10x20	5	481.5	—	72/72
C 61 2/3	SK180A	240	32	35.3	10	192	215	180	M12x19	5	481.5	—	72/72
C 61 2/3	SK180B	240	38	41.3	10	192	215	180	M12x19	5	481.5	—	66/66

		Mt [Nm]	D	E	F	G	M	N	N1	N2	N4	X	P		Kg
													2/3x	4x	
C 61 4	SC80B	M6 15	120	15.5	14.5	17.75	14	96	100	80	M6x12	4	—	529	63
C 61 2/3/4	SC80C	M6 15	120	15.5	14.5	17.75	19	96	100	80	M6x12	4	458.5	529	64/64/70
C 61 2/3/4	SC95A	M6 15	130	16.5	15	17.75	14	102	115	95	M8x16	4	458.5	529	61/61/68
C 61 2/3/4	SC95B	M6 15	130	16.5	15	17.75	19	102	115	95	M8x16	4	458.5	529	64/64/70
C 61 2/3/4	SC95C	M6 15	130	16.5	15	17.75	24	102	115	95	M8x16	4	458.5	529	64/64/70
C 61 2/3/4	SC110A	M6 15	140	16.5	16	17.75	19	120	130	110	M8x16	5	458.5	529	65/65/70
C 61 2/3/4	SC110B	M6 15	140	16.5	16	17.75	24	120	130	110	M8x16	5	458.5	529	65/65/70
C 61 2/3/4	SC130A	M6 15	188	19	16	17.75	24	142	165	130	M10x20	5	458.5	529	66/66/81
C 61 2/3	SC130B	M8 36	189	20	17	17.75	32	160	165	130	M10x20	5	504.5	—	75/75
C 61 2/3	SC180A	M8 36	240	20	17.5	17.75	32	192	215	180	M12x24	5	508.5	—	75/75
C 61 2/3	SC180B	M8 36	240	20	17.5	17.75	38	192	215	180	M12x24	5	508.5	—	69/69

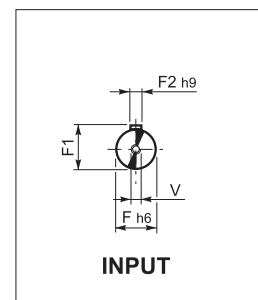
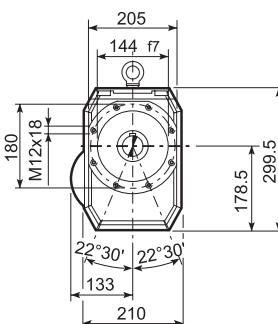
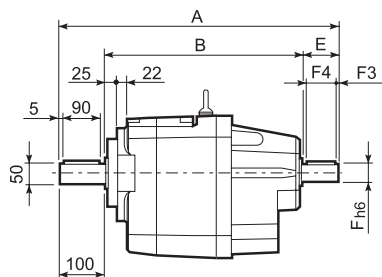


C 61...HS

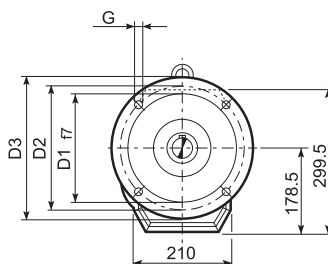
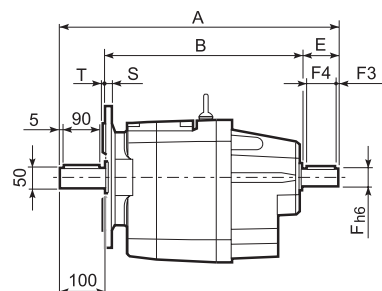
P



U

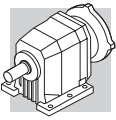


UF

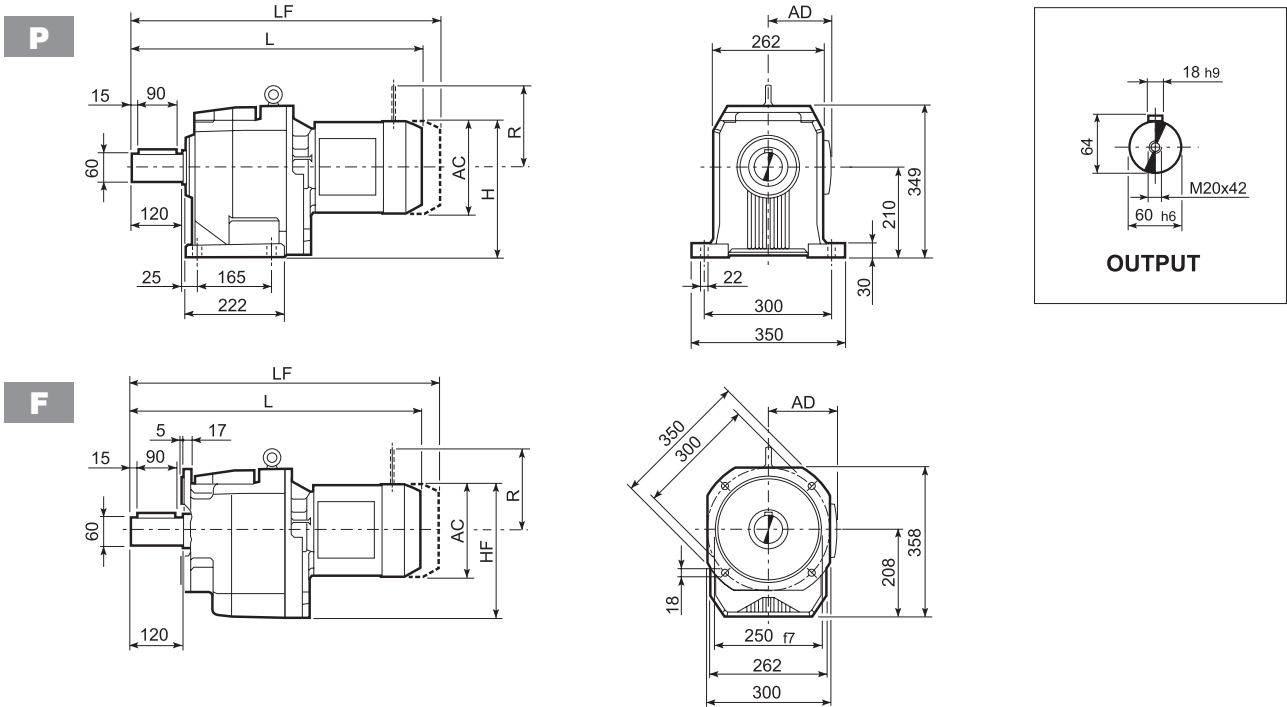


C 61_U						
	D1	D2	D3	G	T	S
FA	230	265	300	14	4	16
FB	250	300	350	18	5	18

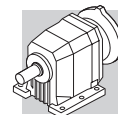
		A	B	E	F	F1	F2	F3	F4	V	kg
C 61 2	HS	532	372	60	28	31	8	5	50	M10x22	66
C 61 3		532	372	60	28	31	8	5	50	M10x22	66
C 61 4		575	425	50	24	27	8	2.5	45	M8x19	72



C 70...M/ME/MX

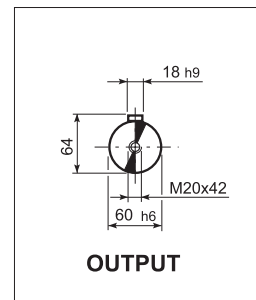
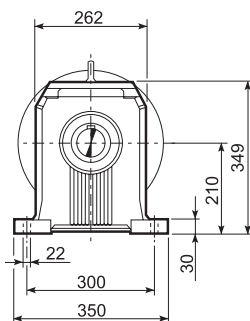
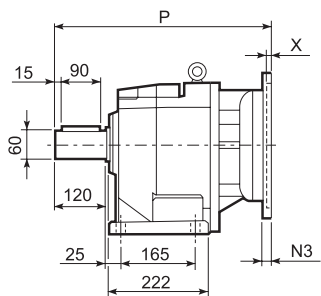


			AC	H	HF	L	AD	Kg	M...FD M...FA		M...FD		M...FA	
									LF	Kg	R	AD	R	AD
C 70 2/3	S2	ME2S	156	288	286	636.5	119	88	706.5	92	129	143	134	143
C 70 2/3	S2	MX2S	156	288	286	680.5	119	93	752.5	96	129	143	134	143
C 70 2/3	S3	ME3S	195	307.5	305.5	680.5	142	95	776.5	100	160	155	160	155
C 70 2/3	S3	MX3S	195	307.5	305.5	715.5	142	98	805.5	103	160	155	160	155
C 70 2/3	S3	ME3L	195	307.5	305.5	712.5	142	101	803.5	104	160	155	160	155
C 70 2/3	S3	MX3L	195	307.5	305.5	756.5	142	107	857.5	112	160	155	160	155
C 70 2/3	S4	ME4	258	339	337	820.5	193	135	929.5	146	204	210	200	210
C 70 2/3	S4	ME4LB	258	339	337	855.5	193	143	953.5	159	204	210	226	210
C 70 2/3	S5	ME5S	310	365	363	907	245	163	1047	216	266	245	247	245
C 70 2/3	S5	ME5L	310	365	363	951	245	179	1085	227	266	245	247	245
C 70 4	S1	M1	138	279	277	659.5	108	88	720.5	91	103	135	124	108
C 70 4	S1	ME1	138	279	277	659.5	108	88	720.5	91	103	135	124	135
C 70 4	S2	ME2S	156	288	286	687.5	119	92	757.5	97	129	143	134	143
C 70 4	S2	MX2S	156	288	286	731.5	119	97	803.5	101	129	143	134	143
C 70 4	S3	ME3S	195	307.5	305.5	731.5	142	99	827.5	105	160	155	160	155
C 70 4	S3	ME3L	195	307.5	305.5	763.5	142	104	853.5	109	160	155	160	155
C 70 4	S3	MX3L	195	307.5	305.5	807.5	142	110	899.5	117	160	155	160	155
C 70 4	S4	ME4	258	339	337	871.5	193	138	980.5	151	204	210	200	210
C 70 4	S4	ME4LB	258	339	337	906.5	193	146	1004.5	161	204	210	226	210

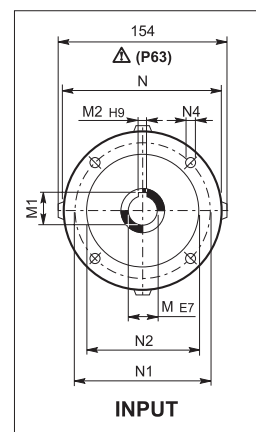
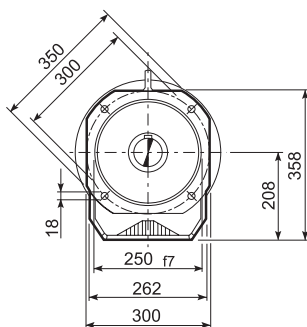
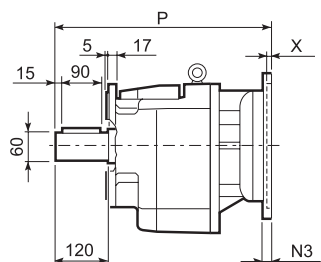


C 70...P(IEC)

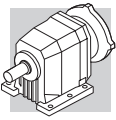
P



F

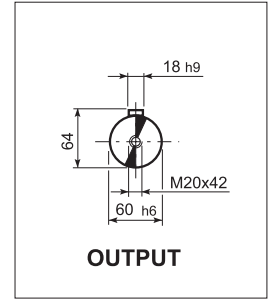
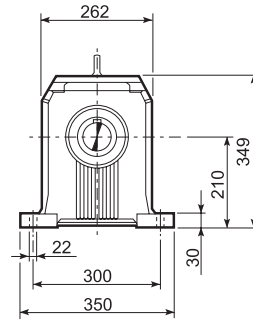
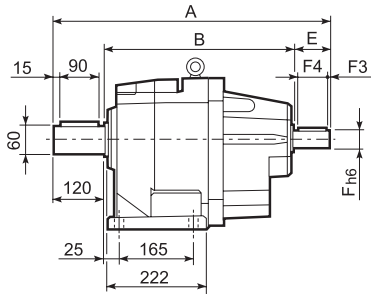


		M	M1	M2	N	N1	N2	N3	N4	X	P	
C 70 2/3	P80	19	21.8	6	200	165	130	—	M10x14.5	4	473	88
C 70 2/3	P90	24	27.3	8	200	165	130	—	M10x14.5	4	473	88
C 70 2/3	P100	28	31.3	8	250	215	180	—	M12x16	4.5	483	92
C 70 2/3	P112	28	31.3	8	250	215	180	—	M12x16	4.5	483	92
C 70 2/3	P132	38	41.3	10	300	265	230	16	14	5	519.5	95
C 70 2/3	P160	42	45.3	12	350	300	250	23	18	6	575	107
C 70 2/3	P180	48	51.8	14	350	300	250	23	18	6	575	107
C 70 2	P200	55	59.3	16	400	350	300	—	M16x25	7	600	129
C 70 4	P63	11	12.8	4	140	115	95	—	M8x19	4	504.5	91
C 70 4	P71	14	16.3	5	160	130	110	—	M8x16	4.5	504.5	91
C 70 4	P80	19	21.8	6	200	165	130	—	M10x14.5	4	524	92
C 70 4	P90	24	27.3	8	200	165	130	—	M10x14.5	4	524	92
C 70 4	P100	28	31.3	8	250	215	180	—	M12x16	4.5	534	96
C 70 4	P112	28	31.3	8	250	215	180	—	M12x16	4.5	534	96
C 70 4	P132	38	41.3	10	300	265	230	16	14	5	570.5	98

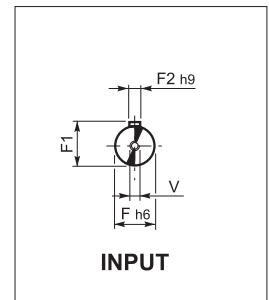
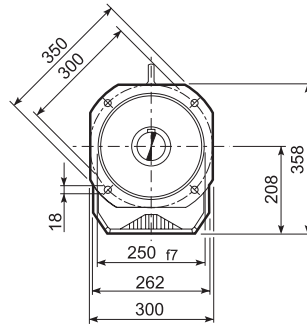
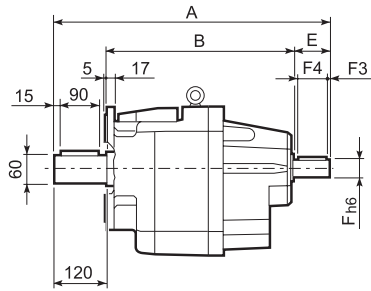


C 70...HS

P



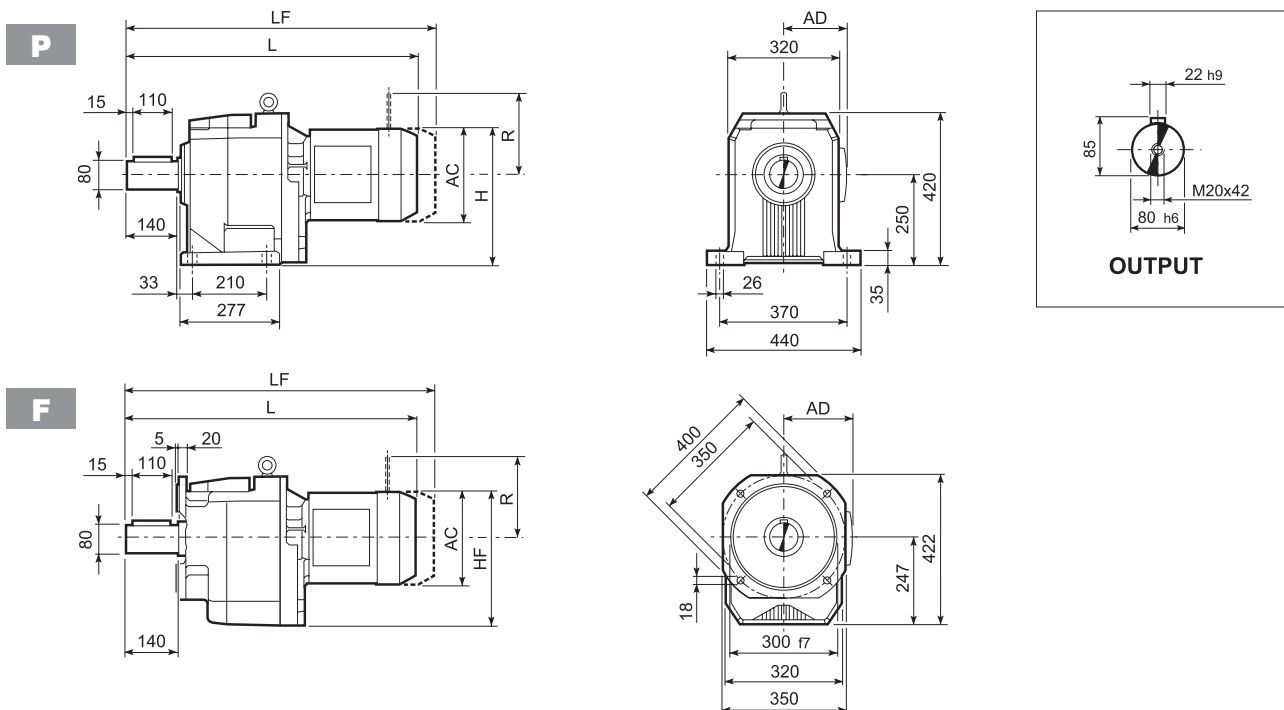
F



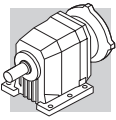
		A	B	E	F	F1	F2	F3	F4	V	kg
C 70 2	HS	657.5	427.5	110	42	45	12	10	90	M12x28	108
C 70 3		657.5	427.5	110	42	45	12	10	90	M12x28	108
C 70 4		593.5	423.5	50	24	27	8	2.5	45	M8x19	94



C 80...M/ME/MX

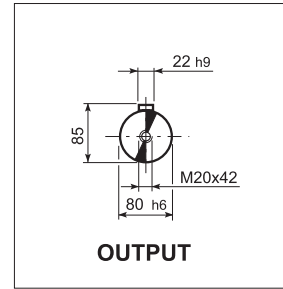
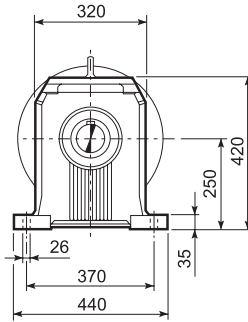
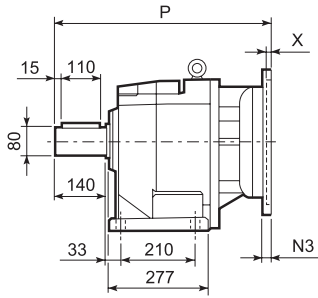


				AC	H	HF	L	AD	Kg	M...FD M...FA		M...FD		M...FA	
										LF	Kg	R	AD	R	AD
C 80 2/3	S3	ME3S		195	347.5	344.5	742.5	142	141	838.5	148	160	155	160	155
C 80 2/3	S3	ME3L	MX3S	195	347.5	344.5	774.5	142	146	864.5	152	160	155	160	155
C 80 2/3	S3	MX3L		195	347.5	344.5	818.5	142	152	910.5	160	160	155	160	155
C 80 2/3	S4	ME4	MX4	258	379	376	882.5	193	180	991.5	194	204	210	200	210
C 80 2/3	S4	ME4LB	MX4LA	258	379	376	917.5	193	188	1015.5	204	204	210	226	210
C 80 2/3	S5	ME5S	MX5S	310	405	402	969	245	208	1109	264	266	245	247	245
C 80 2/3	S5	ME5L	MX5L	310	405	402	1013	245	224	1147	275	266	245	247	245
C 80 4	S1	M1		138	319	316	733.5	108	133	794.5	111	103	135	124	108
C 80 4	S1	ME1		138	319	316	733.5	108	133	794.5	111	103	135	124	135
C 80 4	S2	ME2S		156	328	325	761.5	119	137	831.5	117	129	143	134	143
C 80 4	S2	MX2S		156	328	325	805.5	119	142	877.5	121	129	143	134	143
C 80 4	S3	ME3S		195	347.5	344.5	805.5	142	144	901.5	125	160	155	160	155
C 80 4	S3	ME3L	MX3S	195	347.5	344.5	837.5	142	149	927.5	129	160	155	160	155
C 80 4	S3	MX3L		195	347.5	344.5	881.5	142	155	973.5	137	160	155	160	155
C 80 4	S4	ME4	MX4	258	379	376	945.5	193	183	1054.5	171	204	210	200	210
C 80 4	S4	ME4LB	MX4LA	258	379	376	980.5	193	191	1078.5	181	204	210	226	210

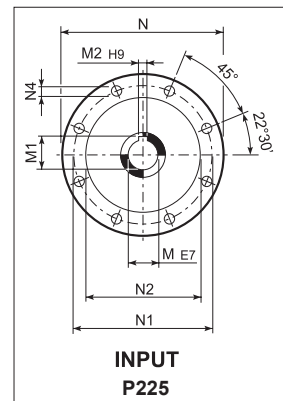
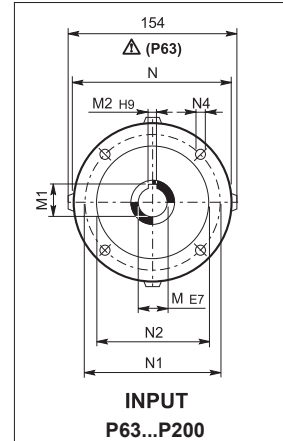
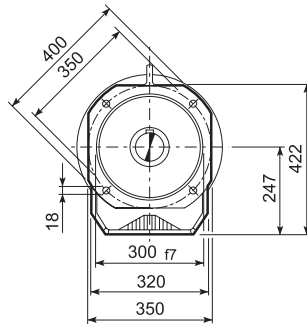
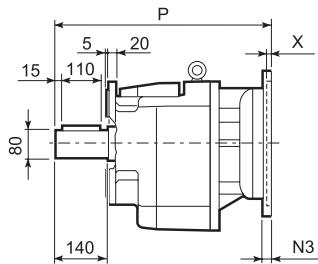


C 80...P(IEC)

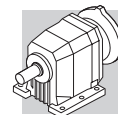
P



F

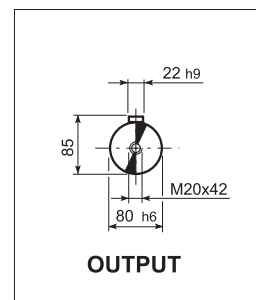
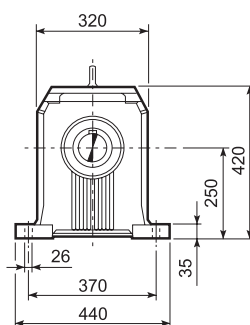
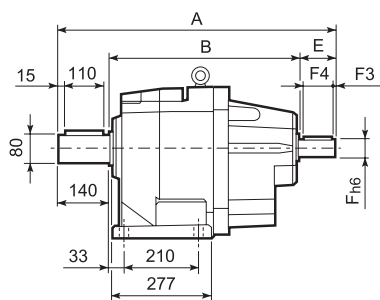


		M	M1	M2	N	N1	N2	N3	N4	X	P	
C 80 2/3	P80	19	21.8	6	200	165	130	—	M10x14.5	4	533	135
C 80 2/3	P90	24	27.3	8	200	165	130	—	M10x14.5	4	533	135
C 80 2/3	P100	28	31.3	8	250	215	180	—	M12x16	4.5	543	139
C 80 2/3	P112	28	31.3	8	250	215	180	—	M12x16	4.5	543	139
C 80 2/3	P132	38	41.3	10	300	265	230	16	14	5	579.5	141
C 80 2/3	P160	42	45.3	12	350	300	250	23	18	6	635	154
C 80 2/3	P180	48	51.8	14	350	300	250	23	18	6	635	154
C 80 2	P200	55	59.3	16	400	350	300	—	M16x25	7	660	176
C 80 2	P225	60	64.4	18	450	400	350	25	18	6	705.5	178
C 80 4	P63	11	12.8	4	140	115	95	—	M8x19	4	576.5	138
C 80 4	P71	14	16.3	5	160	130	110	—	M8x16	4.5	576.5	138
C 80 4	P80	19	21.8	6	200	165	130	—	M10x14.5	4	596	140
C 80 4	P90	24	27.3	8	200	165	130	—	M10x14.5	4	596	140
C 80 4	P100	28	31.3	8	250	215	180	—	M12x16	4.5	606	144
C 80 4	P112	28	31.3	8	250	215	180	—	M12x16	4.5	606	144
C 80 4	P132	38	41.3	10	300	265	230	16	M12x16	5	642.5	146

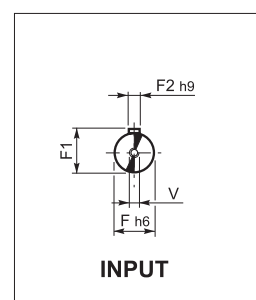
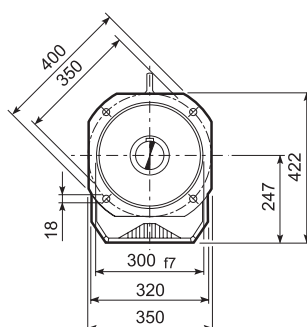
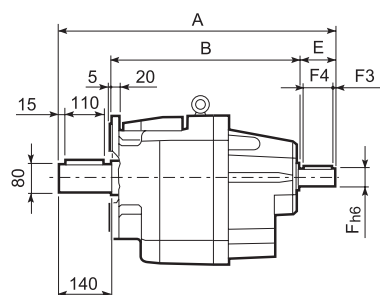


C 80...HS

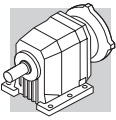
P



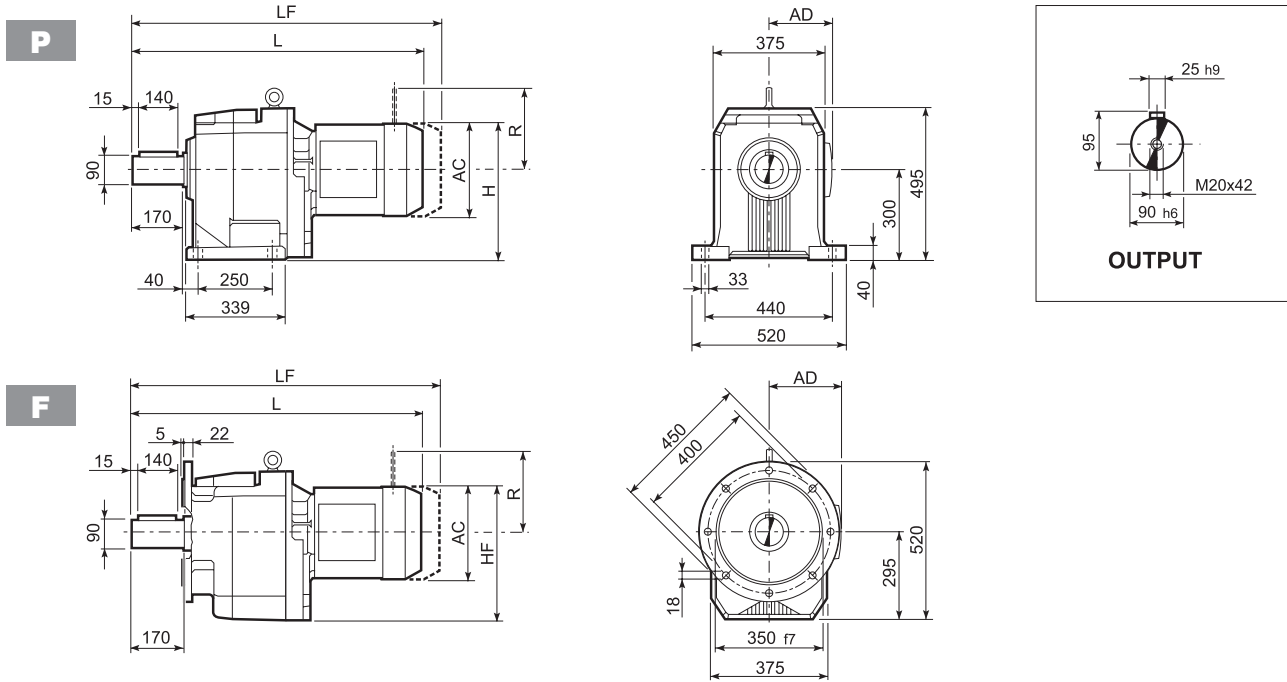
F



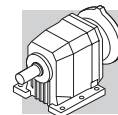
		A	B	E	F	F1	F2	F3	F4	V	Kg
C 80 2	HS	718.5	468.5	110	42	45	12	10	90	M12x28	154
C 80 3		718.5	468.5	110	42	45	12	10	90	M12x28	154
C 80 4		666.5	476.5	50	24	27	8	2.5	45	M8x19	141



C 90...M/ME/MX

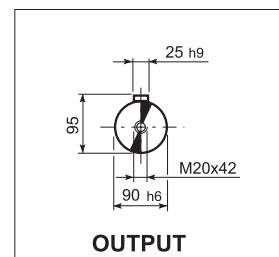
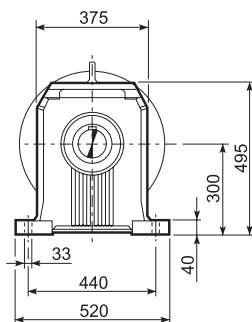
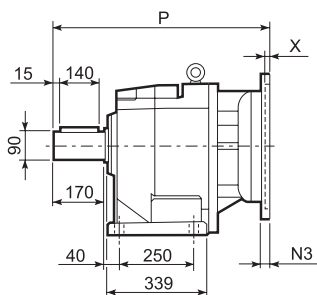


				AC	H	HF	L	AD	Kg	M...FD		M...FD		M...FA	
										M...FA	Kg	R	AD	R	AD
C 90 2/3	S3	ME3S		195	397.5	392.5	852	142	229.5	948	236.5	160	155	160	155
C 90 2/3	S3	ME3L	MX3S	195	397.5	392.5	884	142	236	974	240.5	160	155	160	155
C 90 2/3	S3	MX3L		195	397.5	392.5	987	142	242	1079	248.5	160	155	160	155
C 90 2/3	S4	ME4	MX4	258	429	424	992	193	270	1101	282.5	204	210	200	210
C 90 2/3	S4	ME4LB	MX4LA	258	429	424	1027	193	278	1125	292.5	204	210	226	210
C 90 2/3	S5	ME5S	MX5S	310	455	450	1078.5	245	298	1218.5	352.5	266	245	247	245
C 90 2/3	S5	ME5L	MX5L	310	455	450	1122.5	245	314	1256.5	363.5	266	245	247	245
C 90 4	S1	M1		138	369	364	862	108	226	923	228	103	135	124	108
C 90 4	S1	ME1		138	369	364	862	108	226	923	228	103	135	124	135
C 90 4	S2	M2S		156	378	373	891	119	234	962	238	129	146	134	119
C 90 4	S2	ME2S		156	378	373	891	119	234	961	235.2	129	143	134	143
C 90 4	S2	MX2S		156	378	373	935	119	239.1	1007	239	129	143	134	143
C 90 4	S3	ME3S		195	397.5	392.5	935	142	240.5	1031	243.1	160	155	160	155
C 90 4	S3	ME3L	MX3S	195	397.5	392.5	967	142	246	1057	247.1	160	155	160	155
C 90 4	S3	MX3L		195	397.5	392.5	1011	142	252	1103	255.1	160	155	160	155
C 90 4	S4	ME4	MX4	258	429	424	1075	193	280	1184	289.1	204	210	200	210
C 90 4	S4	ME4LB	MX4LA	258	429	424	1126.5	193	288	1224.5	299.1	204	210	226	210

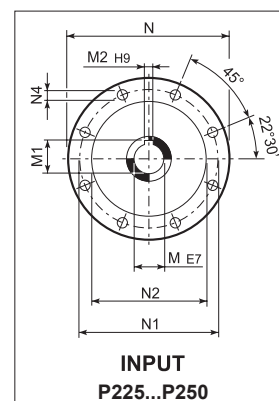
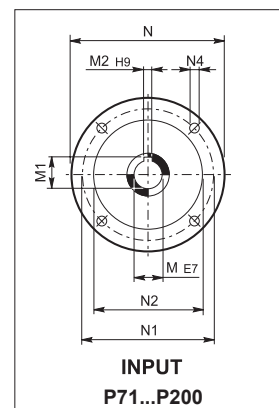
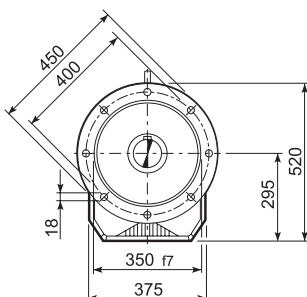
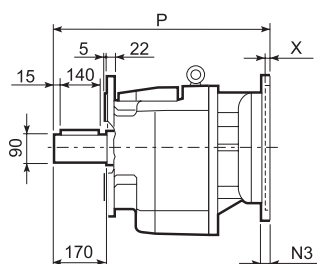


C 90...P(IEC)

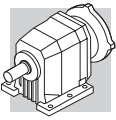
P



F

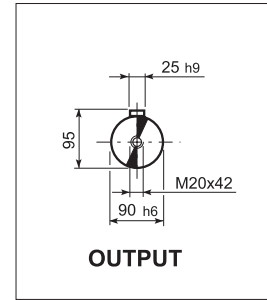
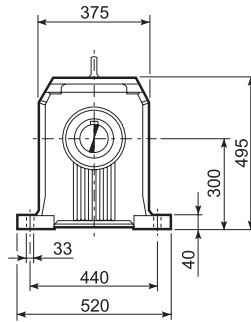
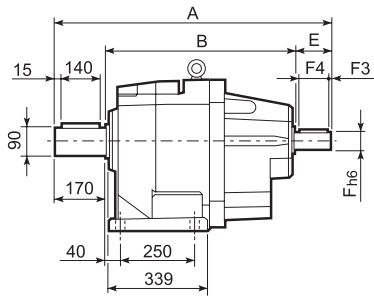


		M	M1	M2	N	N1	N2	N3	N4	X	P	Kg
C 90 2/3	P80	19	21.8	6	200	165	130	—	M10x14.5	4	644.5	229
C 90 2/3	P90	24	27.3	8	200	165	130	—	M10x14.5	4	644.5	229
C 90 2/3	P100	28	31.3	8	250	215	180	—	M12x16	4.5	654.5	234
C 90 2/3	P112	28	31.3	8	250	215	180	—	M12x16	4.5	654.5	234
C 90 2/3	P132	38	41.3	10	300	265	230	16	14	5	691	236
C 90 2/3	P160	42	45.3	12	350	300	250	23	18	6	746.5	251
C 90 2/3	P180	48	51.8	14	350	300	250	23	18	6	746.5	251
C 90 2/3	P200	55	59.3	16	400	350	300	—	M16x25	7	771.5	272
C 90 2/3	P225	60	64.4	18	450	400	350	30	18	6	817	273
C 90 2/3	P250	65	69.4	18	550	500	450	30	18	6	847	295
C 90 4	P63	11	12.8	4	140	115	95	—	M8x19	4	707.5	236
C 90 4	P71	14	16.3	5	160	130	110	—	M8x16	4.5	707.5	236
C 90 4	P80	19	21.8	6	200	165	130	—	M10x14.5	4	727	238
C 90 4	P90	24	27.3	8	200	165	130	—	M10x14.5	4	727	238
C 90 4	P100	28	31.3	8	250	215	180	—	M12x16	4.5	737	242
C 90 4	P112	28	31.3	8	250	215	180	—	M12x16	4.5	737	242
C 90 4	P132	38	41.3	10	300	265	230	16	14	5	773.5	244
C 90 4	P160	42	45.3	12	350	300	250	23	18	5.5	824	248
C 90 4	P180	48	51.8	14	350	300	250	23	18	5.5	824	248

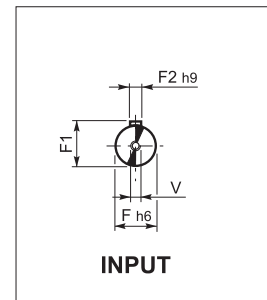
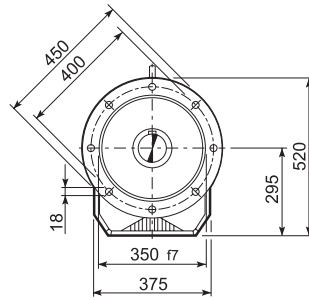
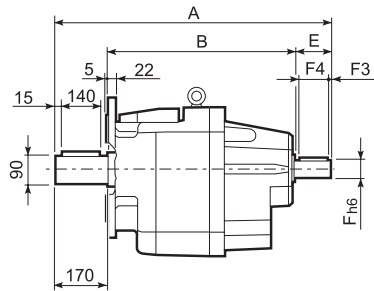


C 90...HS

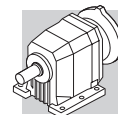
P



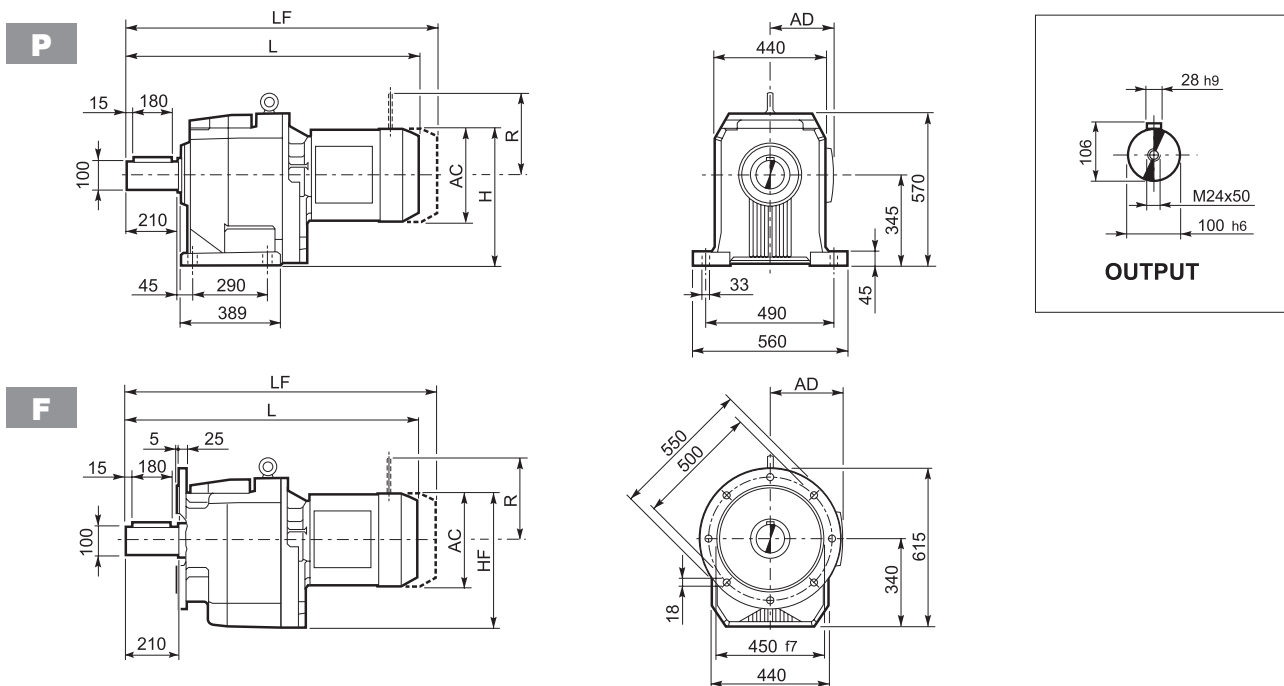
F






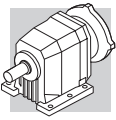
		A	B	E	F	F1	F2	F3	F4	V	kg
C 90 2	HS	930.5	620.5	140	60	64	18	10	120	M16x36	273
C 90 3		930.5	620.5	140	60	64	18	10	120	M16x36	273
C 90 4		797	577	50	24	27	8	2.5	45	M8x19	240



C 100...M/ME/MX

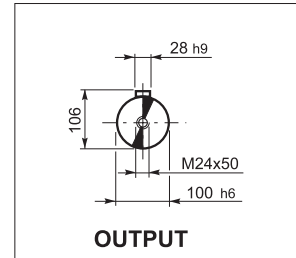
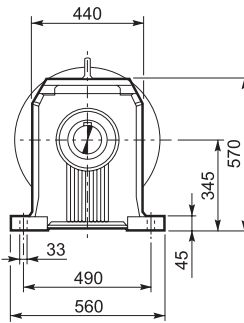
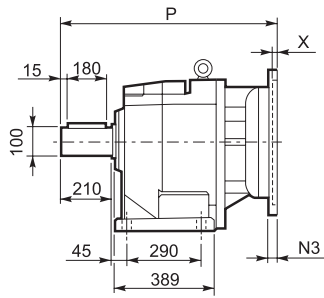


  	AC	H	HF	L	AD	Kg	M...FD M...FA		M...FD		M...FA	
							LF	Kg	R	AD	R	AD
C 100 2/3 S4 ME4 MX4	258	474	469	1087	193	392	1196	405	204	210	200	210
C 100 2/3 S4 ME4LB MX4LA	258	474	469	1122	193	400	1220	415	204	210	226	210
C 100 2/3 S5 ME5S MX5S	310	500	495	1173.5	245	420	1313.5	475	266	245	247	245
C 100 2/3 S5 ME5L MX5L	310	500	495	1217.5	245	436	1351.5	486	266	245	247	245
C 100 4 S1 M1	138	414	409	956.5	108	346	1027.5	348	103	135	124	108
C 100 4 S1 ME1	138	414	409	956.5	108	346	1027.5	348	103	135	124	135
C 100 4 S2 M2S	156	423	418	985.5	119	354	1056.5	357	129	146	134	119
C 100 4 S2 ME2S	156	423	418	985.5	119	354	1055.5	355	129	143	134	143
C 100 4 S2 MX2S	156	423	418	1029.5	119	359	1101.5	359	129	143	134	143
C 100 4 S3 ME3S	195	442.5	437.5	1029.5	142	360	1125.5	363	160	150	160	155
C 100 4 S3 ME3L MX3S	195	442.5	437.5	1061.5	142	366	1151.5	367	160	150	160	155
C 100 4 S3 MX3L	195	442.5	437.5	1105.5	142	372	1197.5	375	160	150	160	155
C 100 4 S4 ME4 MX4	258	474	469	1169.5	193	400	1278.5	409	204	210	200	210
C 100 4 S4 ME4LB MX4LA	258	474	469	1204.5	245	408	1338.5	419	204	210	226	210

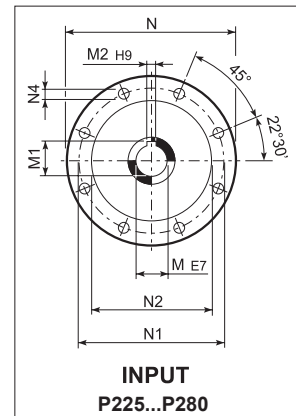
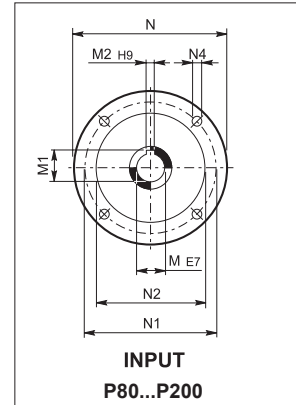
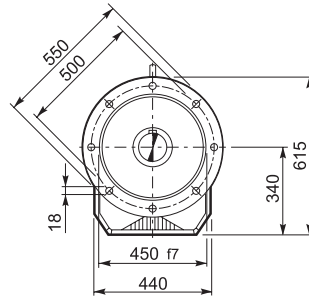
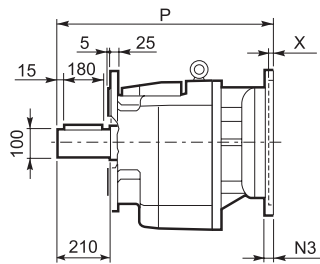


C 100...P(IEC)

P



F

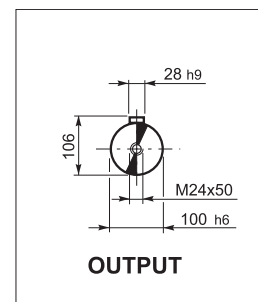
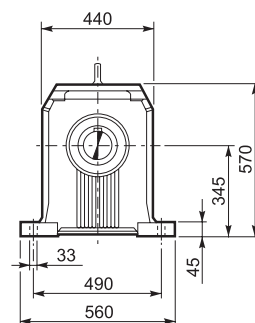
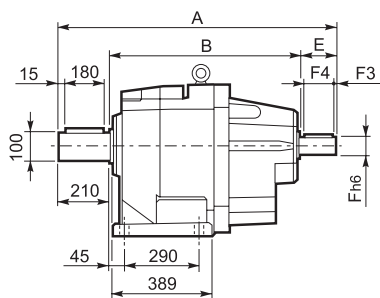


		M	M1	M2	N	N1	N2	N3	N4	X	P	
C 100 2/3	P100	28	31.3	8	250	215	180	—	M12x16	4.5	749.5	364
C 100 2/3	P112	28	31.3	8	250	215	180	—	M12x16	4.5	749.5	364
C 100 2/3	P132	38	41.3	10	300	265	230	16	14	5	786	367
C 100 2/3	P160	42	45.3	12	350	300	250	23	18	6	841.5	382
C 100 2/3	P180	48	51.8	14	350	300	250	23	18	6	841.5	382
C 100 2/3	P200	55	59.3	16	400	350	300	—	M16x25	7	866.5	403
C 100 2/3	P225	60	64.4	18	450	400	350	30	18	7	912	403
C 100 2/3	P250	65	69.4	18	550	500	450	30	18	7	942	426
C 100 2/3	P280	75	79.9	20	550	500	450	30	18	6	942	426
C 100 4	P63	11	12.8	4	140	115	95	—	M8x19	4	803	369
C 100 4	P71	14	16.3	5	160	130	110	—	M8x16	4.5	803	369
C 100 4	P80	19	21.8	6	200	165	130	—	M10x14.5	4	822.5	371
C 100 4	P90	24	27.3	8	200	165	130	—	M10x14.5	4	822.5	371
C 100 4	P100	28	31.3	8	250	215	180	—	M12x16	4.5	832.5	375
C 100 4	P112	28	31.3	8	250	215	180	—	M12x16	4.5	832.5	375
C 100 4	P132	38	41.3	10	300	265	230	16	14	5	869	377
C 100 4	P160	42	45.3	12	350	300	250	23	18	5.5	919.5	381
C 100 4	P180	48	51.8	14	350	300	250	23	18	5.5	919.5	381

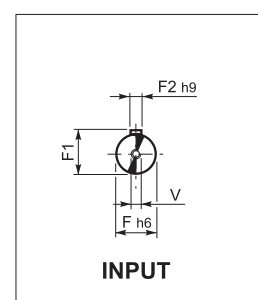
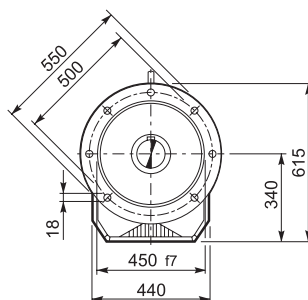
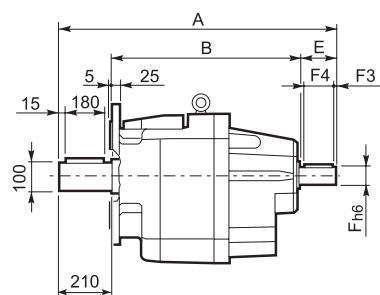


C 100...HS

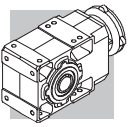
P



F



		A	B	E	F	F1	F2	F3	F4	V	kg
C 100 2	HS	1025.5	676	140	60	64	18	10	120	M16x36	409
C 100 3		1025.5	676	140	60	64	18	10	120	M16x36	409
C 100 4		892	632	50	24	27	8	2.5	45	M8x19	372




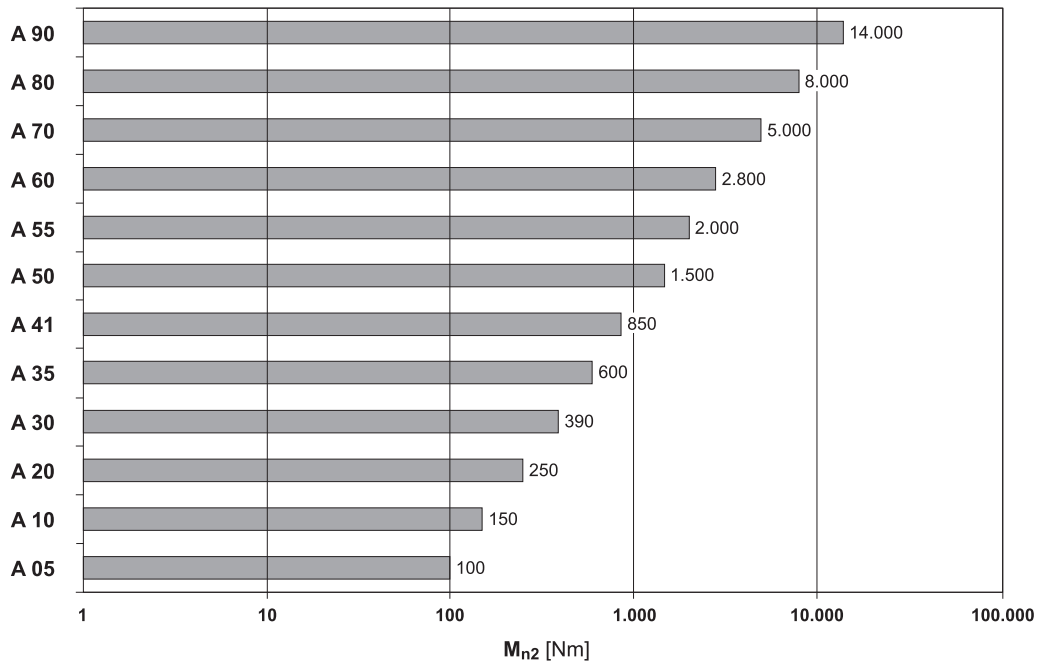
RIDUTTORI AD ASSI ORTOGONALI SERIE A

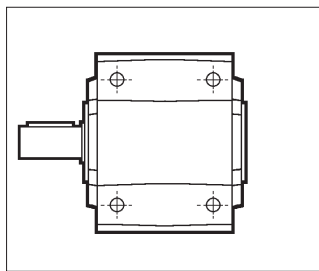
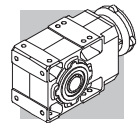
31 CARATTERISTICHE COSTRUTTIVE

Le caratteristiche costruttive salienti sono:

- modularità
- compattezza
- montaggi universali
- rendimenti elevati
- basso livello di rumorosità
- ingranaggi in acciaio legato cementati e temprati
- casse in alluminio non verniciate nelle grandezze 05, 10, 20, 30, casse in ghisa ad alta resistenza, verniciate, nelle altre grandezze
- alberi in entrata e uscita in acciaio ad alta resistenza.

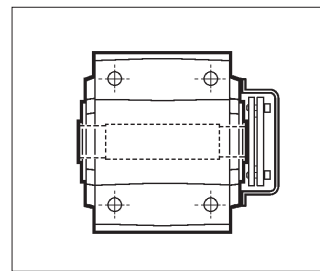
(C 26)





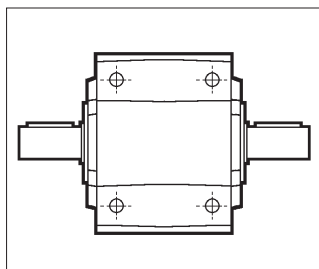
UR
Albero lento
a singola sporgenza

A 05 ... A 90



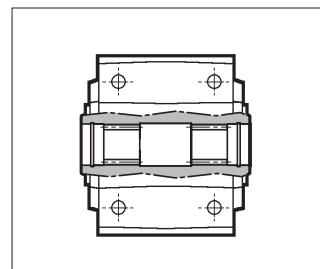
US
Albero lento cavo
e calettatore

A 05 ... A 90



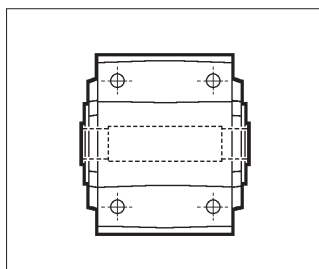
UD
Albero lento
bisporgente

A 05 ... A 90



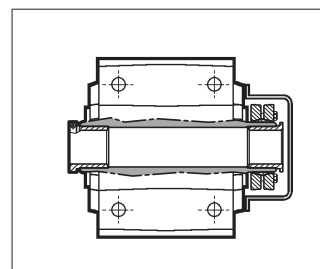
UV
Albero lento
scanalato DIN 5480

A 20 ... A 60



UH
Albero lento
cavo con cava
per linguetta

A 05 ... A 90



QF (Quick-fit)
Albero con bocche
di adattamento
e giunto calettatore

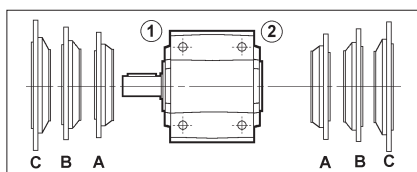
A 10 ... A 60

$M_{n2\ max}$ [Nm]	
A 35 QF35	550
A 55 QF55	1900

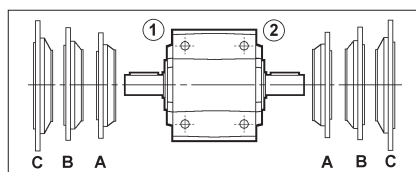
Forme costruttive con flangia riportata

Gli schemi riportati evidenziano le flange applicabili alle forme costruttive base e la loro collocazione (①,②).

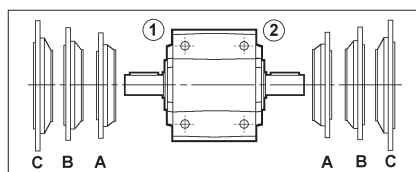
UR F1...



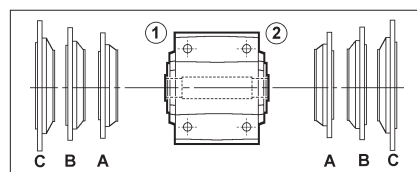
UR F2...



UD F1...



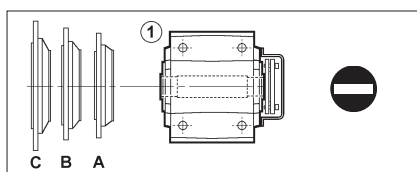
UD F2...



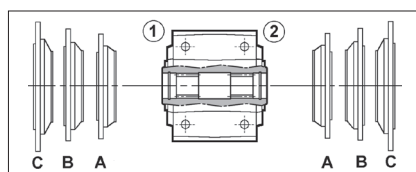
UH... F1...

UH... F2...

US F1...



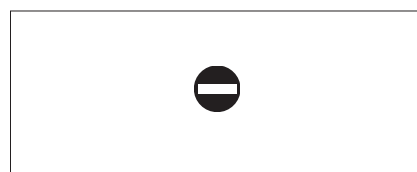
US F2...

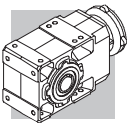


UV F1...

UV F2...

QF...





33 DESIGNAZIONE

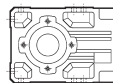
RIDUTTORE

A 35 2 UH40 F1A 49.1 S1 VA

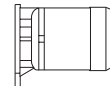
OPZIONI

POSIZIONE DI MONTAGGIO
B3 (Standard), **B6, B7, B8, VA, VB**

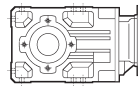
DESIGNAZIONE INGRESSO



S05 ... S5



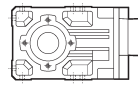
**M - ME -
MX - MXN**



IEC_ P63 ... P250



**BN - BE
BX - BXN**



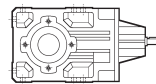
SK_



SC_



S_



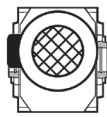
HS

RAPPORTO DI RIDUZIONE

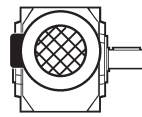
GRANDEZZA E POSIZIONE FLANGIA DI USCITA
 (specificare solo se richiesta)

- F** = Versione flangiata
- 1, 2** = Posizione flangia
- A, B, C** = Grandezza flangia

FORMA COSTRUTTIVA

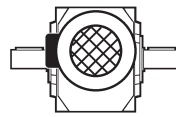


UH_



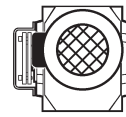
UR

(A 05...A 90)



UD

(A 05...A 90)



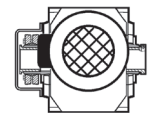
US

(A 05...A 90)



UV

(A 20...A 60)



QF

(A 10...A 60)

A 05	A 10	A 20	A 30	A 35	A 41	A 50	A 55	A 60	A 70	A 80	A 90
UH25	UH25	UH30	UH35	UH40	UH45	UH50	UH60	UH60	UH70	UH80	UH90
—	UH30	UH35	UH40	UH35	UH40	UH55	UH50	UH70	UH80	UH90	UH100

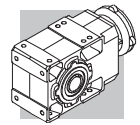
STADI DI RIDUZIONE

2 (A 05...A 60), **3** (A 20...A 90), **4** (A 50...A 90)

GRANDEZZA RIDUTTORE

05, 10, 20, 30, 35, 41, 50, 55, 60, 70, 80, 90

TIPO RIDUTTORE: **A** = riduttori ad assi ortogonali



MOTORE

FRENO

M 1LA 4 230/400-50 IP54 CLF W FD 7.5 R SB 220 SA

OPZIONI

ALIMENTAZIONE
FRENO

TIPO RADDRIZZATORE
AC/DC
NB, SB, NBR, SBR

LEVA DI SBLOCCO FRENO
R, RM

COPPIA FRENANTE

TIPO FRENO
FD (freno c.c.)
FA (freno c.a.)

POSIZIONE MORSETTIERA
W (default), **N, E, S**

FORMA COSTRUTTIVA
— (motore integrato)
B5 (motore IEC)

CLASSE ISOLAMENTO
CL F standard
CL H option

GRADO DI PROTEZIONE
IP55 standard (IP54 - motore autofrenante)

TENSIONE - FREQUENZA
Per BXN/MXN vedi la sezione "Tensione & frequenza" del catalogo EVOX

NUMERO DI POLI
2, 4, 6, 2/4, 2/6, 2/8, 2/12, 4/6, 4/8

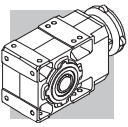
GRANDEZZA MOTORE
0B ... 5LA (motore integrato)
63A ... 250MA (motore IEC)

TIPO MOTORE

MX-MXN = trifase integrato, classe IE3
BX-BXN = trifase IEC, classe IE3

ME = trifase integrato, classe IE2
BE = trifase IEC, classe IE2

M = trifase integrato, classe IE1
BN = trifase IEC, classe IE1



33.1 Opzioni riduttori

LUBRIFICAZIONE



I riduttori A05, A10, A20, A30, A35, e A41, in configurazione standard, sono forniti provvisti di carica di lubrificante.

I riduttori A50, A55, A60, A70, A80 e A90, in configurazione standard, sono forniti privi di lubrificante.

È possibile comunque, per tutte le taglie di riduttori, richiedere la fornitura, con una carica di lubrificante selezionabile, in accordo a quanto definito nella tabella seguente.

L'opzione non è disponibile per i riduttori A50, A55, A60, A70, A80 e A90 nelle posizioni di montaggio B6 e B7.

L'opzione non è disponibile per il riduttore A602 nella posizione di montaggio VB.

LUBRIFICAZIONE	Tipo	Designazione	Produttore
LU ^[1]	PoliAlfaOlefina (PAO)	OMALA S4 GX 150	
LY ^[1]	PoliAlfaOlefina (PAO)	OMALA S4 GX 220	
LV ^[1]	PoliAlfaOlefina (PAO)	OMALA S4 GX 320	
LW ^[1]	PoliAlfaOlefina (PAO)	OMALA S4 GX 460	
LH	PolyGlicole (PAG)	OMALA S4 WE 150	
LS	PolyGlicole (PAG)	OMALA S4 WE 220	
LO*	PolyGlicole (PAG)	OMALA S4 WE 320	
LK	PolyGlicole (PAG)	OMALA S4 WE 460	
LN ^{[1] [2]}	Base Minerale EP	OMALA S2 G 150	
LZ ^{[1] [2]}	Base Minerale EP	OMALA S2 G 220	
LI ^{[1] [2]}	Base Minerale EP	OMALA S2 G 320	
LJ ^{[1] [2]}	Base Minerale EP	OMALA S2 G 460	
LA	Uso Alimentare	KLUBERSYNTH UH1 6-150	
LB	Uso Alimentare	KLUBERSYNTH UH1 6-220	
LC	Uso Alimentare	KLUBERSYNTH UH1 6-320	
LD	Uso Alimentare	KLUBERSYNTH UH1 6-460	

* Se non diversamente specificato, i riduttori A05, A10, A20 e A30, A35 e A41 forniti con carica di lubrificante utilizzano olio OMALA S4 WE 320.

[1] Impiego non consentito per i riduttori A 05...A 60.

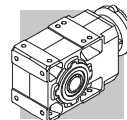
[2] L'impiego dell'olio minerale è consentito nei motoriduttori con fattore di servizio $f_s \geq 1,30$.

SO

I riduttori tipo A05, A10, A20 e A30, A35 e A41 solitamente riempi in fabbrica di lubrificante, sono in questo caso forniti privi di olio.

DV

2 Anelli di tenuta sull'albero veloce. (Disponibile solo sui motoriduttori compatti).



VV

Anello di tenuta in fluoro-elastomero sull'albero veloce.

PV

Tutti gli anelli di tenuta in fluoro-elastomero.

TKL

Per i riduttori delle grandezze da A70 a A90, da utilizzare in ambienti caratterizzati da presenza di polveri abrasive, sono disponibili all'asse lento tenute tipo Taconite, costituite da una combinazione di anelli di tenuta, labirinti e camera a grasso. La presenza del grasso deve essere garantita attraverso operazioni di manutenzione periodica.

L'opzione prevede anelli di tenuta in fluoro-elastomero su tutti gli assi.

Per la posizione di montaggio B6 consultare preventivamente il ns. Servizio Tecnico.

AL, AR

A richiesta si può fornire il riduttore munito di dispositivo antiretro che permette la rotazione dell'albero lento solo nel senso desiderato. La tabella seguente indica i riduttori nei quali è possibile applicare il dispositivo antiretro. Il dispositivo antiretro esclude l'opzione RB.

(C 27)

A 30 2*	A 35 2* ⊖ (5.4_11.8)	A 41 2 ⊖ (5.2; 10.1)	A 50 3	A 55 3	A 60 3	A 70 3	A 80 3	A 90 3
			A 50 4	A 55 4	A 60 4	A 70 4	A 80 4	A 90 4

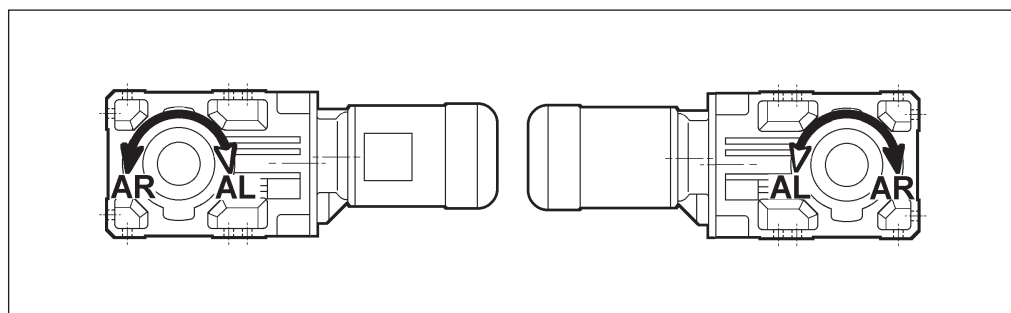
* La fornitura del dispositivo antiretro esclude la dotazione di flange per servomotore del tipo S_60A, S_60B, S_80A.

In fase d'ordine specificare il senso di rotazione libera mediante le opzioni AL o AR (tabella C28) nella designazione riduttore o in quella del motore.



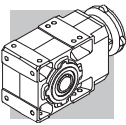
N.B. Quando l'intervento del dispositivo antiretro è richiesto in maniera ripetitiva verificare che la coppia all'albero lento, risultante dall'applicazione del carico, non superi il 70% della coppia nominale M_{n2} per lo specifico riduttore.

(C 28)




HDB

Per le applicazioni caratterizzate da presenza di carichi radiali particolarmente rilevanti, e per le quali la capacità radiale offerta dai riduttori in esecuzione standard non è sufficiente, alcuni riduttori possono essere richiesti con capacità radiale maggiorata specificando nell'ordinativo l'opzione HDB. L'opzione è disponibile per i riduttori delle grandezze da A10 ad A50 qualora dotati di albero lento cilindrico, sia a singola che a doppia sporgenza. I carichi sopportabili dai gruppi in esecuzione rinforzata sono riportati nella tabella seguente. I valori sono riferiti all'applicazione di forze sulla mezzeria dell'albero lento.



(C 29)

HDB	R_{N2}					
	A 10	A 20	A 30	A 35	A 41	A 50
$n_1 = 2800$	5500 N	6200 N	9600 N	12000 N	15000 N	20000 N
			8970 N @ i=5.4	10200 N @ i=5.4 10600 N @ i=6.4 11000 N @ i=7.0	11500 N @ i=5.2 12700 N @ i=7.1 13300 N @ i=8.3 13700 N @ i=9.2	19000 N @ i=7.7
$n_1 = 1400$	5500 N	6200 N	9600 N	12000 N	15000 N	20000 N
$n_1 = 900$	5500 N	6200 N	9600 N	12000 N	15000 N	20000 N
$n_1 = 500$	5500 N	6200 N	9600 N	12000 N	15000 N	20000 N

I cuscinetti di tipo rinforzato consentono anche l'applicazione di una percentuale maggiore di carico assiale, in particolare:

$$A_{N2} = 0.35 \times R_{N2} \quad (24)$$

In assenza di componente radiale il carico assiale applicabile è:

$$A_{N2} = 0.70 \times R_{N2} \quad (25)$$

Nel caso di forze applicate contemporaneamente su entrambe le sporgenze dell'albero lento è consigliato contattare il Servizio Tecnico di Bonfiglioli per la verifica del caso puntuale.

IHB

Per le applicazioni dove il rapporto tra la coppia nominale del riduttore M_{n2} e la coppia richiesta M_{r2} :

$$\frac{M_{n2}}{M_{r2}} \leq 1.5$$

alcuni riduttori possono essere richiesti con cuscinetti a capacità di carico maggiorata specificando nell'ordine l'opzione **IHB**.

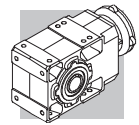
L'opzione **IHB** è disponibile per tutti i riduttori forniti con ingresso attacco motore IEC: P160 - P180 - P200.

È consigliato contattare il Servizio Tecnico di Bonfiglioli per la verifica del caso puntuale.

RB

I riduttori tipo A10, A20, A30, A35, A41, A50, A55 e A60 solitamente forniti con valori di gioco angolare standard, sono in questo caso forniti con valori di gioco angolare ridotti (esclude le opzioni riduttori AL e AR del presente paragrafo).

I valori corrispondenti del gioco angolare sono riportati nella tabella seguente.



(C 30)

		standard		RB	
A05	i =	5.5_12.3 - \ominus (10.6)	10.6_91.6 - \ominus (12.3)	—	
	φ [°]	28	18	—	
A10	i =	5.5_12.3 - \ominus (10.6)	10.6_91.6 - \ominus (12.3)	5.5_12.3 - \ominus (10.6)	10.6_91.6 - \ominus (12.3)
	φ [°]	27	17	12	8
A20	i =	5.4_12 - \ominus (10.3)	10.3_380.9 - \ominus (12)	5.4_12 - \ominus (10.3)	10.3_380.9 - \ominus (12)
	φ [°]	23	15	11	7
A30	i =	5.4_11.8 - \ominus (10.5)	10.5_400.8 - \ominus (11.8)	5.4_11.8 - \ominus (10.5)	10.5_400.8 - \ominus (11.8)
	φ [°]	22	15	10	7
A35	i =	5.4_11.8	13.1_393.2	5.4_11.8	13.1_393.2
	φ [°]	20	11	9	6
A41	i =	5.2_11.7 - \ominus (10.1)	10.1_376.8 - \ominus (11.7)	5.2-11.7 - \ominus (10.1)	10.1_376.8 - \ominus (11.7)
	φ [°]	19	13	9	6
A50	i =	7.7_778.2		7.7_778.2	
	φ [°]	16		7	
A55	i =	4.9_19.2	23.8_793	4.9_19.2	23.8_793
	φ [°]	17	11	8	6
A60	i =	7.9_20.6	25.7_755.4	7.9_20.6	25.7_755.4
	φ [°]	12	9	5	4
A70	i =	9.4_21.3	23.5_1715	—	
	φ [°]	14	12	—	
A80	i =	9.8_20.9	22.6_1558	—	
	φ [°]	13	11	—	
A90	i =	9.7_21	22.3_1632	—	
	φ [°]	12	10	—	

Per la tempistica di fornitura contattare la rete di vendita Bonfiglioli

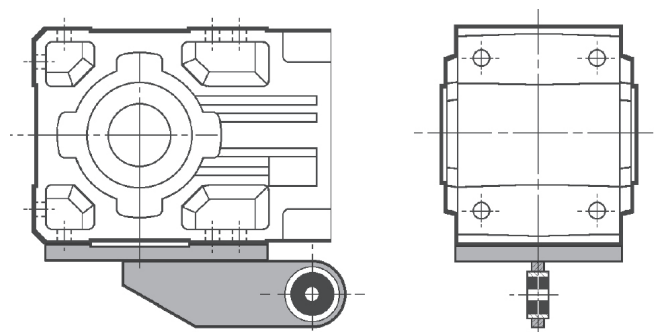
BP

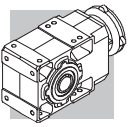
I riduttori, solitamente forniti con tappo di sfiato aperto, sono forniti con tappo di sfiato a valvola. La taratura della valvola in funzione delle tipologie può variare da 0,10 a 0,15 bar. La valvola si apre ad intervalli e permette l'uscita delle pressioni interne senza permettere l'ingresso di corpi estranei. Per la disponibilità dell'opzione vedere il capitolo "Posizioni di montaggio e tappi di servizio" del Manuale d'Uso e Manutenzione (disponibile su www.bonfiglioli.com).

Se necessario contattare il Servizio Tecnico Bonfiglioli.

TA

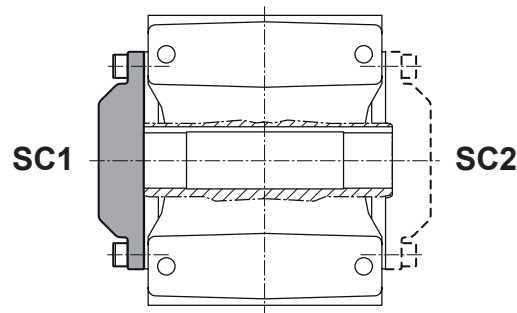
I riduttori A05. ... A60, vengono forniti con il braccio di reazione assemblato come illustrato.





CAPPELOTTO DI PROTEZIONE

I riduttori vengono forniti con un cappello di protezione dell'asse lento (in materiale metallico). È possibile indicare il lato su cui prevedere la protezione (SC1, SC2) come illustrato.



L'applicabilità dell'opzione CAPPELOTTO DI PROTEZIONE è descritta nella tabella seguente.

	CAPPELOTTO DI PROTEZIONE	
	SC1	SC2
A0.5...A90 UH...	X	X
A0.5...A90 UH...F1...	⊖	X
A0.5...A90 UH...F2...	X	⊖
A20...A60 UV...	X	X
A20...A60 UV...F1...	⊖	X
A20...A60 UV...F2...	X	⊖

STOCK LUNGO PERIODO

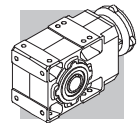
In presenza dell'opzione "Stock lungo periodo" il prodotto configurato viene fornito senza l'olio lubrificante standard ma con un liquido protettivo anticorrosivo per garantire l'integrità e la piena funzionalità del riduttore nei casi in cui l'unità non sarà subito installata ma sarà stoccata per un lungo periodo di tempo (installazione oltre i 6 mesi dalla data di consegna).

Le condizioni di garanzia sono valide 12 mesi dalla data di messa in servizio (con messa in servizio entro 24 mesi dalla data di consegna) o 24 mesi dalla data di consegna senza messa in servizio.

Dopo due anni di giacenza, l'unità con opzione SL deve essere controllata dal centro assistenza Bonfiglioli. In caso di prodotto non adeguatamente conservato, un'offerta per il ripristino completo dell'unità verrà emessa da parte della Bonfiglioli. Conclusa con successo l'attività di ripristino, le condizioni di garanzia ripartono dai 12 mesi dalla data di messa in servizio (con messa in servizio entro 24 mesi dalla data del ripristino) o dai 24 mesi dalla data del ripristino.

Applicabilità dell'opzione "Stock lungo periodo":

Taglia riduttore	Applicabilità dell'opzione Stock di lungo termine
A05 ... A41	Solo quando le opzioni di lubrificazione non sono attive (l'opzione SO è selezionata)
A51 ... A90	Solo quando le opzioni di lubrificazione non sono attive (LO, LH, LS, LK, LA, LB, LC, LD)



L'opzione "Stock lungo periodo" può essere richiesta in 2 versioni:

- **SLM Stock Lungo Periodo_Olio Minerale:** opzione avente olio protettivo anticorrosivo compatibile con tutti gli oli lubrificanti a base minerale elencati nel manuale Bonfiglioli "Installazione, uso e manutenzione" (MUM).



- **SLP Stock Lungo Periodo_Olio Poliglicole:** opzione avente olio protettivo anticorrosivo compatibile con tutti gli oli lubrificanti a base di poliglicole elencati nel manuale Bonfiglioli "Installazione, uso e manutenzione" (MUM).

Nota: è possibile selezionare una sola versione. Le opzioni SLM e SLP non possono coesistere.

Quando si configura un riduttore o un motoriduttore con opzione "Stock lungo periodo", è necessario conoscere il tipo di olio lubrificante che verrà utilizzato dal cliente durante il periodo di funzionamento (olio minerale o poliglicole).

Prima di mettere in servizio un prodotto Bonfiglioli con opzione "Stock lungo periodo", assicurarsi che l'attività di riempimento dell'olio lubrificante avvenga tramite l'apposito tappo di riempimento (tappo di carico) determinato dalla posizione di montaggio indicata sulla targhetta. Per quanto riguarda i riduttori con lubrificazione a vita (vedi tabella sotto), la quantità di olio lubrificante da rabboccare non è indicata nel relativo manuale Bonfiglioli "Installazione, uso e manutenzione" (MUM).

In questo caso, se l'opzione "Stock lungo periodo" è attiva, sarà necessario contattare il centro assistenza Bonfiglioli per ricevere queste informazioni.

Taglia riduttore	Quantità di lubrificante
A05 ... A41	 BONFIGLIOLI TECHNICAL SERVICE
A51 ... C90	

PROTEZIONE SUPERFICIALE

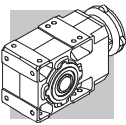
I riduttori, che laddove non viene richiesta una classe di protezione specifica, nelle zone verniciate (ferrose) rispettano come requisito minimo la classe di protezione C2 (UNI EN ISO 12944-2), sono forniti con protezione superficiale **C3** e **C4** per una migliore resistenza alla corrosione atmosferica, ottenute mediante verniciatura del gruppo completo.

(C 31)

PROTEZIONE SUPERFICIALE	Ambienti tipici	Temperatura superficiale max.	Classe di corrosività secondo UNI EN ISO 12944-2
C3	Ambienti urbani ed industriali, con umidità relativa dell'aria max.100% (inquinamento ambientale medio)	120°C	C3
C4	Aree industriali, zone costiere, impianti chimici, con umidità relativa dell'aria max.100% (inquinamento ambientale alto)	120°C	C4

I riduttori previsti con le protezioni opzionali **C3** e **C4** sono disponibili in diverse tinte.

Se non specificata nessuna tinta (vedere opzione "VERNICIATURA") la fornitura viene eseguita con la tinta RAL7042. A richiesta sono fornibili riduttori per classe di corrosività **C5** secondo UNI EN ISO 12944-2, contattando il ns. Servizio tecnico-Commerciale.



VERNICIATURA

I riduttori previsti con le protezioni opzionali C3 e C4 sono disponibili in diverse tinte, secondo la tabella seguente.

(C 32)

VERNICIATURA	Colore	Catalogazione RAL
RAL7042*	Grigio traffico A	7042
RAL5010	Blu genziana	5010
RAL9005	Nero intenso	9005
RAL9006	Alluminio brillante	9006
RAL9010	Bianco puro	9010
RAL7035	Grigio chiaro	7035
RAL7001	Grigio argento	7001
RAL5015	Blu cielo	5015
RAL7037	Grigio polvere	7037
RAL5024	Blu pastello	5024

* Colore di fornitura standard se non specificato diversamente

NOTA - L'opzione "VERNICIATURA" è configurabile esclusivamente in abbinamento con l'opzione "PROTEZIONE SUPERFICIALE".

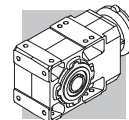
PROVE DOCUMENTALI

AC - Attestato di conformità

Documento il cui rilascio attesta la conformità del prodotto all'ordinativo e la costruzione dello stesso in conformità alle procedure standard di processo e di controllo previste dal sistema di Qualità Bonfiglioli Riduttori.

CC - Certificato di collaudo

La specifica comporta la conduzione di verifiche di conformità all'ordine, controlli visivi generali e verifiche strumentali delle dimensioni di accoppiamento. Sono inoltre condotti controlli generali di funzionamento a vuoto e verifiche della funzionalità delle guarnizioni di tenuta in modalità statica e in funzionamento. Il collaudo si applica ad un campione statistico del lotto di spedizione.

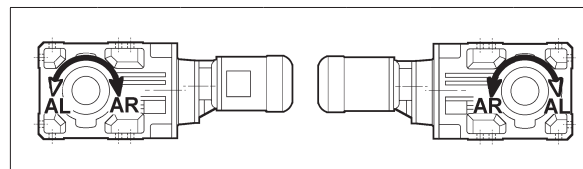
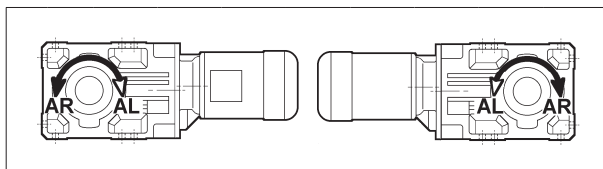


33.3 Opzioni motori

AL, AR

L'opzione antiretro è disponibile anche per i motori M, ME o MX e non è compatibile con la presenza della stessa opzione del riduttore. La tabella seguente mostra il senso di rotazione libera del riduttore in base alla quale dovrà essere effettuata la scelta dell'opzione.

(C 34)



2x	A 05	A 10	A 20	A 30	A 35	A 41	A 50	A 60
3x	A 60	A 70	A 80	A 90				
4x	A 50	A 55						

2x	A 55						
3x	A 20	A 30	A 35	A 41	A 50	A 55	
4x	A 60	A 70	A 80	A 90			

Per ulteriori informazioni sulle opzioni, consultare i relativi capitoli nella sezione motori elettrici.

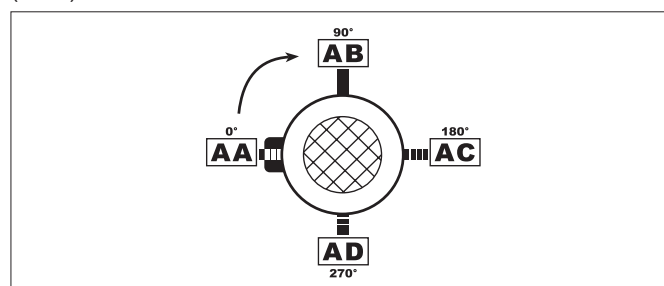
34 POSIZIONI DI MONTAGGIO E ORIENTAMENTO MORSETTIERA

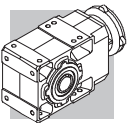
Gli orientamenti delle morsettiere dei motori sono identificati osservando il motore dal lato ventola; l'orientamento standard è evidenziato in nero (W).

Posizione angolare leva di sblocco freno.

Nei motori autofrenanti, la leva di sblocco freno (se richiesta) ha l'orientamento standard a 90° rispetto alla morsettiera (posizione AB); specificare con relative opzioni qualora l'orientamento desiderato sia diverso.

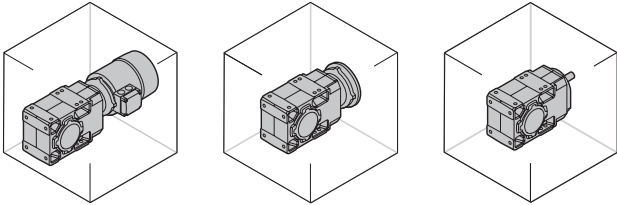
(C 33)



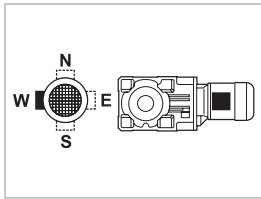


A ...

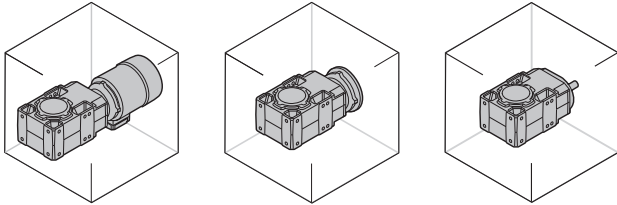
B3



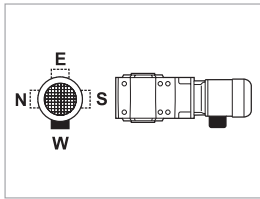
_S _P(IEC) _SK / _SC _HS



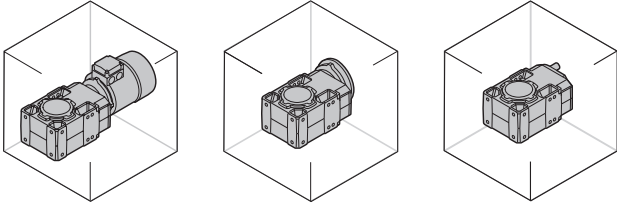
B6



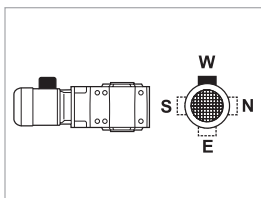
_S _P(IEC) _SK / _SC _HS



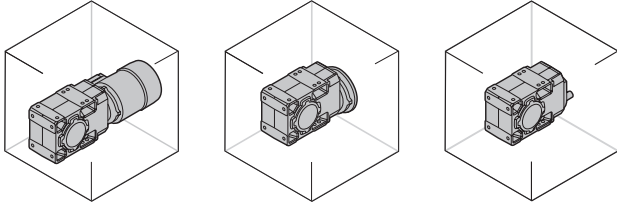
B7



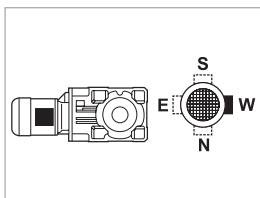
_S _P(IEC) _SK / _SC _HS



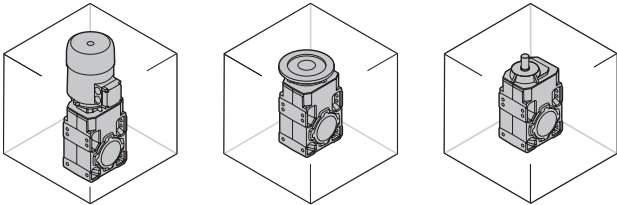
B8



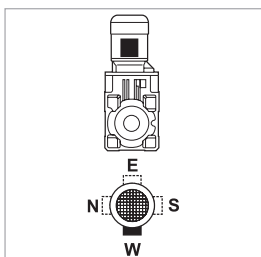
_S _P(IEC) _SK / _SC _HS



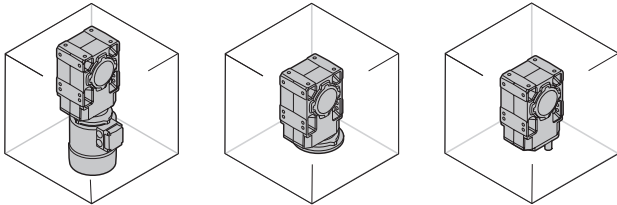
VA



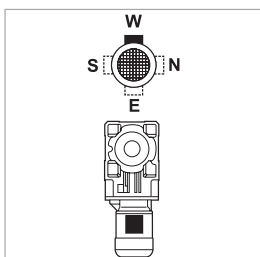
_S _P(IEC) _SK / _SC _HS



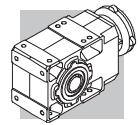
VB



_S _P(IEC) _SK / _SC _HS



W = Default



35 CARICHI RADIALI

Organi di trasmissione calettati sugli alberi di ingresso e/o di uscita del riduttore generano forze la cui risultante agisce in senso radiale sull'albero stesso.

Lentità di questi carichi deve essere compatibile con la capacità di sopportazione del sistema albero-cuscinetti del riduttore, in particolare il valore assoluto del carico applicato (R_{c1} per albero di ingresso, R_{c2} per albero di uscita) deve essere inferiore al valore nominale (R_{n1} per albero di ingresso, R_{n2} per albero di uscita) riportato nelle tabelle dati tecnici.

Nelle formule che seguono l'indice (1) si riferisce a grandezze relative all'albero veloce, l'indice (2) all'albero lento.

Il carico generato da una trasmissione esterna può essere calcolato, con buona approssimazione, tramite la formula seguente:

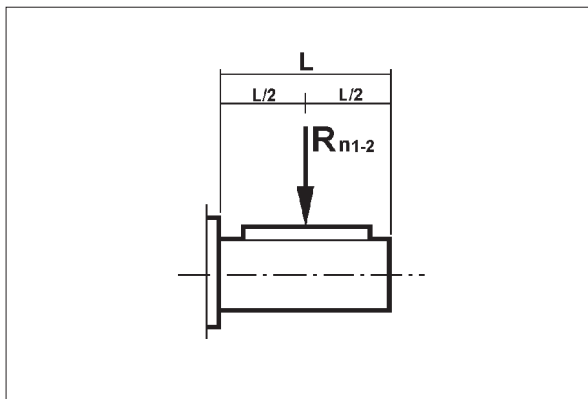
$$R_{c1} [N] = \frac{2000 \cdot M_1 [Nm] \cdot K_r}{d [mm]} \quad ; \quad R_{c2} [N] = \frac{2000 \cdot M_2 [Nm] \cdot K_r}{d [mm]} \quad (26)$$

(C 35)

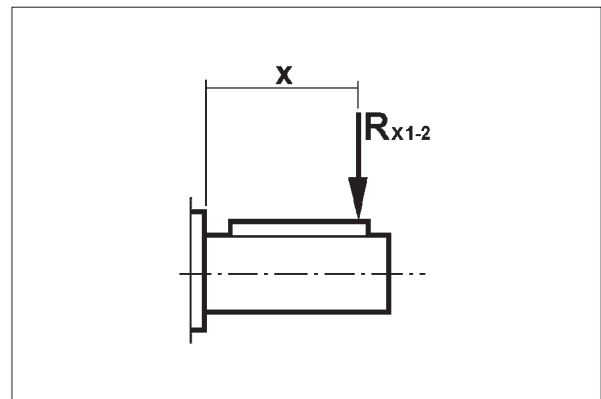
M_1 [Nm]	Coppia applicata all'albero veloce	$K_r = 1,25$	Trasmissione con ingranaggio
M_2 [Nm]	Coppia erogata all'albero lento	$K_r = 1,5$	Trasmissione a cinghia trapezoidale
d [mm]	Diametro primitivo dell'organo calettato sull'albero	$K_r = 2,0$	Trasmissione a cinghia piatta
$K_r = 1$	Trasmissione con catena		

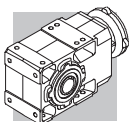
In base al punto di applicazione del carico sull'albero la verifica di compatibilità procederà in modi diversi e in particolare:

(C 36)



(C 37)





a) Applicazione in mezzeria, tab. (C36)

Il carico precedentemente calcolato si dovrà confrontare con il corrispondente valore nominale esposto a catalogo e dovrà verificarsi:

$$Rc1 \leq Rn1 \quad [\text{albero veloce}]$$

oppure

$$Rc2 \leq Rn2 \quad [\text{albero lento}]$$

b) Applicazione spostata dalla mezzeria, tab. (C37)

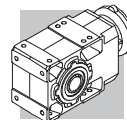
L'applicazione del carico ad una distanza "x" dalla battuta dell'albero comporta il ricalcolo del valore ammissibile a detta distanza.

Il nuovo valore è individuato con i simboli Rx1 (ingresso) e Rx2 (uscita) e si ricava dai valori di catalogo, rispettivamente Rn1 e Rn2, tramite l'elaborazione del fattore:

$$\frac{a}{b+x} \quad (27)$$

(C 38)

	Costanti del riduttore					
	Albero lento			Albero veloce		
	a	b	c	a	b	c
A 05 2	116	86	450	—	—	—
A 10 2	123	101	600	21	1	300
A 20 2	150	120	750	40	20	350
A 20 3	150	120	750	21	1	300
A 30 2	168	138	900	38.5	18.5	350
A 30 3	168	138	900	21	1	300
A 35 2	182.5	147.5	950	38.5	18.5	350
A 35 3	182.5	147.5	950	21	1	300
A 41 2	198	158	1050	49.5	24.5	450
A 41 3	198	158	1050	40	20	350
A 50 2 - A 50 3	242.5	201.5	1300	49.5	24.5	450
A 50 4	242.5	201.5	1300	38.5	18.5	350
A 55 2 - A 55 3	231.5	179	1300	49.5	24.5	450
A 55 4	231.5	179	1300	38.5	18.5	350
A 60 2 - A 60 3	242.5	190	1550	55.5	25.5	600
A 60 4	242.5	190	1550	49.5	24.5	450
A 70 3	295.5	230.5	1900	86	31	1000
A 70 4	295.5	230.5	1900	49.5	24.5	450
A 80 3	345	280	2400	86	31	1000
A 80 4	345	280	2400	49.5	24.5	450
A 90 3	432	327	3000	116	46	1400
A 90 4	432	327	3000	49.5	24.5	450



La procedura di verifica comporta passi successivi che sono qui descritti.

ALBERO VELOCE

1. Calcolo di:

$$R_{x1} = R_{n1} \cdot \frac{a}{b+x} \quad (28)$$

N.B. A condizione che:

$$\frac{L}{2} \leq x \leq c \quad (29)$$

Infine si dovrà verificare che:

$$R_{c1} \leq R_{x1} \quad (30)$$

ALBERO LENTO

1. Calcolo di:

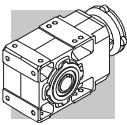
$$R_{x2} = R_{n2} \cdot \frac{a}{b+x} \quad (31)$$

N.B. A condizione che:

$$\frac{L}{2} \leq x \leq c \quad (32)$$

Infine si dovrà verificare che:

$$R_{c2} \leq R_{x2} \quad (33)$$



36 CARICHI ASSIALI, A_{n1} , A_{n2}

I valori di carico assiale ammissibile sugli alberi veloce [A_{n1}] e lento [A_{n2}] si possono ricavare con riferimento al corrispondente valore di carico radiale [R_{n1}] e [R_{n2}] tramite le espressioni che seguono:

$$\begin{aligned}
 A_{n1} &= R_{n1} \cdot 0.2 \\
 A_{n2} &= R_{n2} \cdot 0.2
 \end{aligned}
 \tag{34}$$

I valori di carico assiale ammissibile così calcolati si riferiscono al caso di forze assiali agenti contemporaneamente ai carichi radiali nominali.

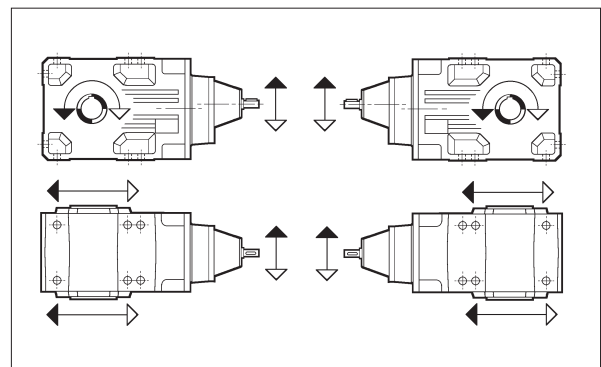
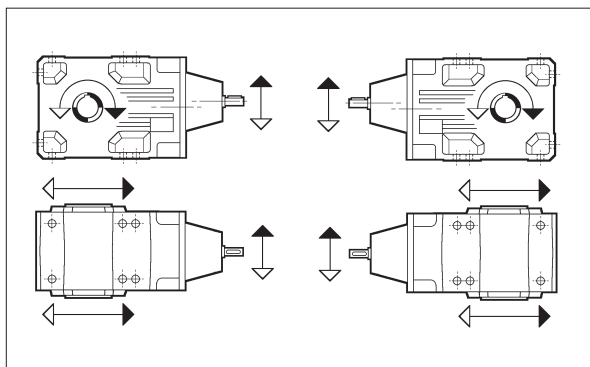
Nel solo caso in cui il valore del carico radiale agente sull'albero del riduttore sia nullo, si può considerare il carico assiale ammissibile [A_n] pari al 50% del valore di carico radiale ammissibile [R_n] sullo stesso albero.

In presenza di carichi assiali eccedenti il valore ammissibile, o di forze assiali fortemente prevalenti sui carichi radiali, è consigliabile contattare il Servizio Tecnico di Bonfiglioli Riduttori per una verifica puntuale.

37 ROTAZIONE ALBERI

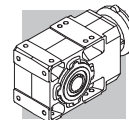
Negli schemi riportati nella tabella seguente sono indicati i sensi di rotazione standard dei riduttori ad assi ortogonali a 2, 3 e 4 stadi di riduzione.

(C 39)




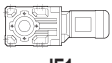



2x	A 05	A 10	A 20	A 30	A 35	A 41	A 50	A 60
3x	A 60	A 70	A 80	A 90				
4x	A 50	A 55						

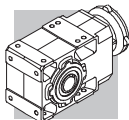
2x	A 55						
3x	A 20	A 30	A 35	A 41	A 50	A 55	
4x	A 60	A 70	A 80	A 90			



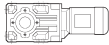

38 DATI TECNICI MOTORIDUTTORI

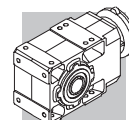
 La scelta dei motori prende in considerazione i requisiti della Direttiva 2009/125/CE (vedi sezione M di questo catalogo). Quando la potenza nominale del motore è inferiore a 0,12kW, possono essere forniti motori BN/M. A partire dal 1 luglio 2021 la Direttiva 2009/125/CE si applicherà anche ai motori dotati di freno e ai motori a 8 poli.

0.09 kW								
n ₂ min ⁻¹	M ₂ Nm	S	i	R _{n2} N	 IE1	 IE1	 IE1	
0.51	1492	3.4	1715	50000			A704_1715 P63 BN63A6	335
1.1	677	2.2	778.2	20000			A504_778.2 P63 BN63A6	323
1.2	616	2.4	707.9	20000			A504_707.9 P63 BN63A6	323
1.4	549	2.7	631.2	20000			A504_631.2 P63 BN63A6	323
1.5	499	3.0	574.2	20000			A504_574.2 P63 BN63A6	323
1.7	461	3.3	529.5	20000			A504_529.5 P63 BN63A6	323
2.2	356	1.0	400.8	9600	A303_400.8 S05 M05A6	310	A303_400.8 P63 BN63A6	311
2.6	302	1.7	339.3	12000	A353_339.3 S05 M05A6	314	A353_339.3 P63 BN63A6	315
3.0	259	3.3	291.7	15000	A413_291.7 S05 M05A6	318	A413_291.7 P63 BN63A6	319
3.5	221	2.7	248.1	12000	A353_248.1 S05 M05A6	314	A353_248.1 P63 BN63A6	315
4.1	193	2.1	216.6	9600	A303_216.6 S05 M05A6	310	A303_216.6 P63 BN63A6	311
4.9	159	1.6	178.3	6200	A203_178.3 S05 M05A6	306	A203_178.3 P63 BN63A6	307
5.8	134	2.8	150.7	9600	A303_150.7 S05 M05A6	310	A303_150.7 P63 BN63A6	311
6.8	115	2.2	129.1	6200	A203_129.1 S05 M05A6	306	A203_129.1 P63 BN63A6	307
8.1	97	2.5	109.2	6200	A203_109.2 S05 M05A6	306	A203_109.2 P63 BN63A6	307
9.6	84	1.5	91.6	5500	A102_91.6 S05 M05A6	302	A102_91.6 P63 BN63A6	303
11.5	70	2.1	76.4	5500	A102_76.4 S05 M05A6	302	A102_76.4 P63 BN63A6	303
13.3	61	2.5	65.9	5500	A102_65.9 S05 M05A6	302	A102_65.9 P63 BN63A6	303
15.0	54	2.8	58.6	5500	A102_58.6 S05 M05A6	302	A102_58.6 P63 BN63A6	303
17.2	47	3.2	51.3	5500	A102_51.3 S05 M05A6	302	A102_51.3 P63 BN63A6	303
19.4	42	2.4	45.4	4250	A052_45.4 S05 M05A6	299	A052_45.4 P63 BN63A6	299
21.5	38	2.7	40.9	4120	A052_40.9 S05 M05A6	299	A052_40.9 P63 BN63A6	299
25.1	32	3.1	35.1	3950	A052_35.1 S05 M05A6	299	A052_35.1 P63 BN63A6	299
27.3	30	3.4	32.2	3850	A052_32.2 S05 M05A6	299	A052_32.2 P63 BN63A6	299
31	26	3.8	28.6	3720	A052_28.6 S05 M05A6	299	A052_28.6 P63 BN63A6	299
35	23	4.4	25.5	3590	A052_25.5 S05 M05A6	299	A052_25.5 P63 BN63A6	299
37	22	4.6	23.8	3520	A052_23.8 S05 M05A6	299	A052_23.8 P63 BN63A6	299
41	19.6	5.3	21.4	3410	A052_21.4 S05 M05A6	299	A052_21.4 P63 BN63A6	299
47	17.1	5.9	18.6	3270	A052_18.6 S05 M05A6	299	A052_18.6 P63 BN63A6	299
53	15.1	6.8	16.4	3150	A052_16.4 S05 M05A6	299	A052_16.4 P63 BN63A6	299
63	12.8	7.8	13.9	2990	A052_13.9 S05 M05A6	299	A052_13.9 P63 BN63A6	299
72	11.3	8.8	12.3	2880	A052_12.3 S05 M05A6	299	A052_12.3 P63 BN63A6	299
83	9.7	10.3	10.6	2740	A052_10.6 S05 M05A6	299	A052_10.6 P63 BN63A6	299
92	8.8	11.3	9.6	2670	A052_9.6 S05 M05A6	299	A052_9.6 P63 BN63A6	299
103	7.8	13.2	8.5	2570	A052_8.5 S05 M05A6	299	A052_8.5 P63 BN63A6	299
122	6.6	15.1	7.2	2440	A052_7.2 S05 M05A6	299	A052_7.2 P63 BN63A6	299
139	5.8	17.8	6.3	2340	A052_6.3 S05 M05A6	299	A052_6.3 P63 BN63A6	299
161	5.0	19.9	5.5	2230	A052_5.5 S05 M05A6	299	A052_5.5 P63 BN63A6	299

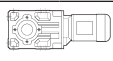



0.12 kW

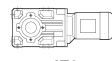

n ₂ min-1	M ₂ Nm	S	i	R _{n2} N						
					IE1	IE2	IE1	IE2		
0.51	2012	2.5	1715	50000			A704_1715 P63 BN63B6		335	
0.55	1857	2.7	1583	50000			A704_1583 P63 BN63B6		335	
0.65	1579	3.2	1346	50000			A704_1346 P63 BN63B6		335	
0.70	1457	3.4	1242	50000			A704_1242 P63 BN63B6		335	
1.1	913	1.6	778.2	20000			A504_778.2 P63 BN63B6		323	
1.2	818	3.4	697.3	30000			A604_697.3 P63 BN63B6		331	
1.4	740	2.0	631.2	20000			A504_631.2 P63 BN63B6		323	
1.6	621	2.4	529.5	20000			A504_529.5 P63 BN63B6		323	
1.7	588	2.5	778.2	20000			A504_778.2 P63 BN63A4	A504_778.2 P63 BE63A4	323	
1.9	535	2.8	707.9	20000			A504_707.9 P63 BN63A4	A504_707.9 P63 BE63A4	323	
2.1	477	3.1	631.2	20000			A504_631.2 P63 BN63A4	A504_631.2 P63 BE63A4	323	
2.4	434	3.5	574.2	20000			A504_574.2 P63 BN63A4	A504_574.2 P63 BE63A4	323	
3.4	310	1.2	400.8	9600	A303_400.8 S05 M05A4	A303_400.8 S05 ME05A4	310	A303_400.8 P63 BN63A4	A303_400.8 P63 BE63A4	311
3.4	304	1.5	393.2	12000	A353_393.2 S05 M05A4	A353_393.2 S05 ME05A4	314	A353_393.2 P63 BN63A4	A353_393.2 P63 BE63A4	315
3.6	291	2.9	376.8	15000	A413_376.8 S05 M05A4	A413_376.8 S05 ME05A4	318	A413_376.8 P63 BN63A4	A413_376.8 P63 BE63A4	319
3.8	275	1.3	356.3	9600	A303_356.3 S05 M05A4	A303_356.3 S05 ME05A4	310	A303_356.3 P63 BN63A4	A303_356.3 P63 BE63A4	311
4.0	262	2.0	339.3	12000	A353_339.3 S05 M05A4	A353_339.3 S05 ME05A4	314	A353_339.3 P63 BN63A4	A353_339.3 P63 BE63A4	315
4.1	255	1.0	329.4	6200	A203_329.4 S05 M05A4	A203_329.4 S05 ME05A4	306	A203_329.4 P63 BN63A4	A203_329.4 P63 BE63A4	307
4.2	251	3.4	324.2	15000	A413_324.2 S05 M05A4	A413_324.2 S05 ME05A4	318	A413_324.2 P63 BN63A4	A413_324.2 P63 BE63A4	319
4.3	243	1.6	314.5	9600	A303_314.5 S05 M05A4	A303_314.5 S05 ME05A4	310	A303_314.5 P63 BN63A4	A303_314.5 P63 BE63A4	311
4.4	236	2.5	305.4	12000	A353_305.4 S05 M05A4	A353_305.4 S05 ME05A4	314	A353_305.4 P63 BN63A4	A353_305.4 P63 BE63A4	315
4.6	226	1.1	292.8	6200	A203_292.8 S05 M05A4	A203_292.8 S05 ME05A4	306	A203_292.8 P63 BN63A4	A203_292.8 P63 BE63A4	307
5.0	210	1.8	271.5	9600	A303_271.5 S05 M05A4	A303_271.5 S05 ME05A4	310	A303_271.5 P63 BN63A4	A303_271.5 P63 BE63A4	311
5.0	209	2.9	270.7	12000	A353_270.7 S05 M05A4	A353_270.7 S05 ME05A4	314	A353_270.7 P63 BN63A4	A353_270.7 P63 BE63A4	315
5.2	201	1.2	260.5	6200	A203_260.5 S05 M05A4	A203_260.5 S05 ME05A4	306	A203_260.5 P63 BN63A4	A203_260.5 P63 BE63A4	307
5.4	192	3.1	248.1	12000	A353_248.1 S05 M05A4	A353_248.1 S05 ME05A4	314	A353_248.1 P63 BN63A4	A353_248.1 P63 BE63A4	315
5.5	189	2.0	244.3	9600	A303_244.3 S05 M05A4	A303_244.3 S05 ME05A4	310	A303_244.3 P63 BN63A4	A303_244.3 P63 BE63A4	311
6.0	172	3.5	223.2	12000	A353_223.2 S05 M05A4	A353_223.2 S05 ME05A4	314	A353_223.2 P63 BN63A4	A353_223.2 P63 BE63A4	315
6.1	171	1.5	221.3	6200	A203_221.3 S05 M05A4	A203_221.3 S05 ME05A4	306	A203_221.3 P63 BN63A4	A203_221.3 P63 BE63A4	307
6.2	167	2.2	216.6	9600	A303_216.6 S05 M05A4	A303_216.6 S05 ME05A4	310	A303_216.6 P63 BN63A4	A303_216.6 P63 BE63A4	311
6.8	154	1.6	199.2	6200	A203_199.2 S05 M05A4	A203_199.2 S05 ME05A4	306	A203_199.2 P63 BN63A4	A203_199.2 P63 BE63A4	307
6.8	153	2.3	198.5	9600	A303_198.5 S05 M05A4	A303_198.5 S05 ME05A4	310	A303_198.5 P63 BN63A4	A303_198.5 P63 BE63A4	311
7.6	138	2.5	178.5	9600	A303_178.5 S05 M05A4	A303_178.5 S05 ME05A4	310	A303_178.5 P63 BN63A4	A303_178.5 P63 BE63A4	311
7.6	138	1.8	178.3	6200	A203_178.3 S05 M05A4	A203_178.3 S05 ME05A4	306	A203_178.3 P63 BN63A4	A203_178.3 P63 BE63A4	307
8.3	126	1.9	163.4	6200	A203_163.4 S05 M05A4	A203_163.4 S05 ME05A4	306	A203_163.4 P63 BN63A4	A203_163.4 P63 BE63A4	307
8.4	125	2.7	161.4	9600	A303_161.4 S05 M05A4	A303_161.4 S05 ME05A4	310	A303_161.4 P63 BN63A4	A303_161.4 P63 BE63A4	311
9.0	116	2.8	150.7	9600	A303_150.7 S05 M05A4	A303_150.7 S05 ME05A4	310	A303_150.7 P63 BN63A4	A303_150.7 P63 BE63A4	311
9.2	113	2.0	146.1	6200	A203_146.1 S05 M05A4	A203_146.1 S05 ME05A4	306	A203_146.1 P63 BN63A4	A203_146.1 P63 BE63A4	307
9.8	106	3.0	137.4	9600	A303_137.4 S05 M05A4	A303_137.4 S05 ME05A4	310	A303_137.4 P63 BN63A4	A303_137.4 P63 BE63A4	311
10.5	100	2.2	129.1	6200	A203_129.1 S05 M05A4	A203_129.1 S05 ME05A4	306	A203_129.1 P63 BN63A4	A203_129.1 P63 BE63A4	307
11.2	93	2.3	120.5	6200	A203_120.5 S05 M05A4	A203_120.5 S05 ME05A4	306	A203_120.5 P63 BN63A4	A203_120.5 P63 BE63A4	307
11.2	93	3.2	120.5	9600	A303_120.5 S05 M05A4	A303_120.5 S05 ME05A4	310	A303_120.5 P63 BN63A4	A303_120.5 P63 BE63A4	311
12.4	84	2.4	109.2	6200	A203_109.2 S05 M05A4	A203_109.2 S05 ME05A4	306	A203_109.2 P63 BN63A4	A203_109.2 P63 BE63A4	307
14.6	74	2.7	92.3	6200	A202_92.3 S05 M05A4	A202_92.3 S05 ME05A4	306	A202_92.3 P63 BN63A4	A202_92.3 P63 BE63A4	307
14.7	73	1.4	91.6	4420	A052_91.6 S05 M05A4	A052_91.6 S05 ME05A4	299	A052_91.6 P63 BN63A4	A052_91.6 P63 BE63A4	299
14.7	73	1.8	91.6	5500	A102_91.6 S05 M05A4	A102_91.6 S05 ME05A4	302	A102_91.6 P63 BN63A4	A102_91.6 P63 BE63A4	303
16.9	64	3.3	79.9	6200	A202_79.9 S05 M05A4	A202_79.9 S05 ME05A4	306	A202_79.9 P63 BN63A4	A202_79.9 P63 BE63A4	307
17.7	61	1.6	76.4	4230	A052_76.4 S05 M05A4	A052_76.4 S05 ME05A4	299	A052_76.4 P63 BN63A4	A052_76.4 P63 BE63A4	299
17.7	61	2.5	76.4	5500	A102_76.4 S05 M05A4	A102_76.4 S05 ME05A4	302	A102_76.4 P63 BN63A4	A102_76.4 P63 BE63A4	303
20.5	53	1.9	65.9	4070	A052_65.9 S05 M05A4	A052_65.9 S05 ME05A4	299	A052_65.9 P63 BN63A4	A052_65.9 P63 BE63A4	299
20.5	53	2.8	65.9	5500	A102_65.9 S05 M05A4	A102_65.9 S05 ME05A4	302	A102_65.9 P63 BN63A4	A102_65.9 P63 BE63A4	303
23.0	47	2.1	58.6	3950	A052_58.6 S05 M05A4	A052_58.6 S05 ME05A4	299	A052_58.6 P63 BN63A4	A052_58.6 P63 BE63A4	299
23.0	47	3.2	58.6	5500	A102_58.6 S05 M05A4	A102_58.6 S05 ME05A4	302	A102_58.6 P63 BN63A4	A102_58.6 P63 BE63A4	303
26.3	41	2.4	51.3	3810	A052_51.3 S05 M05A4	A052_51.3 S05 ME05A4	299	A052_51.3 P63 BN63A4	A052_51.3 P63 BE63A4	299
29.7	36	2.8	45.4	3680	A052_45.4 S05 M05A4	A052_45.4 S05 ME05A4	299	A052_45.4 P63 BN63A4	A052_45.4 P63 BE63A4	299
33	33	3.1	40.9	3570	A052_40.9 S05 M05A4	A052_40.9 S05 ME05A4	299	A052_40.9 P63 BN63A4	A052_40.9 P63 BE63A4	299
38	28	3.6	35.1	3420	A052_35.1 S05 M05A4	A052_35.1 S05 ME05A4	299	A052_35.1 P63 BN63A4	A052_35.1 P63 BE63A4	299
42	26	3.9	32.2	3340	A052_32.2 S05 M05A4	A052_32.2 S05 ME05A4	299	A052_32.2 P63 BN63A4	A052_32.2 P63 BE63A4	299
47	23	4.4	28.6	3220	A052_28.6 S05 M05A4	A052_28.6 S05 ME05A4	299	A052_28.6 P63 BN63A4	A052_28.6 P63 BE63A4	299
53	20	4.9	25.5	3110	A052_25.5 S05 M05A4	A052_25.5 S05 ME05A4	299	A052_25.5 P63 BN63A4	A052_25.5 P63 BE63A4	299
57	19	5.3	23.8	3050	A052_23.8 S05 M05A4	A052_23.8 S05 ME05A4	299	A052_23.8 P63 BN63A4	A052_23.8 P63 BE63A4	299
62	17.3	5.8	13.9	2960	A052_13.9 S05 M05B6		299	A052_13.9 P63 BN63B6		299
63	17.1	5.9	21.4	2950	A052_21.4 S05 M05A4	A052_21.4 S05 ME05A4	299	A052_21.4 P63 BN63A4	A052_21.4 P63 BE63A4	299
73	14.8	6.7	18.6	2830	A052_18.6 S05 M05A4	A052_18.6 S05 ME05A4	299	A052_18.6 P63 BN63A4	A052_18.6 P63 BE63A4	299
82	13.1	7.6	16.4	2730	A052_16.4 S05 M05A4	A052_16.4 S05 ME05A4	299	A052_16.4 P63 BN63A4	A052_16.4 P63 BE63A4	299

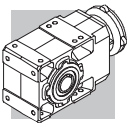


0.12 kW

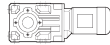



n ₂ min-1	M ₂ Nm	S	i	R _{n2} N						
					IE1	IE2	IE1	IE2		
90	11.9	8.4	9.6	2640	A052_9.6 S05 M05B6		299	A052_9.6 P63 BN63B6		299
97	11.1	9.0	13.9	2590	A052_13.9 S05 M05A4	A052_13.9 S05 ME05A4	299	A052_13.9 P63 BN63A4	A052_13.9 P63 BE63A4	299
110	9.8	10.2	12.3	2500	A052_12.3 S05 M05A4	A052_12.3 S05 ME05A4	299	A052_12.3 P63 BN63A4	A052_12.3 P63 BE63A4	299
121	8.9	11.2	7.2	2420	A052_7.2 S05 M05B6		299	A052_7.2 P63 BN63B6		299
128	8.4	11.9	10.6	2380	A052_10.6 S05 M05A4	A052_10.6 S05 ME05A4	299	A052_10.6 P63 BN63A4	A052_10.6 P63 BE63A4	299
140	7.7	13.0	9.6	2310	A052_9.6 S05 M05A4	A052_9.6 S05 ME05A4	299	A052_9.6 P63 BN63A4	A052_9.6 P63 BE63A4	299
159	6.8	14.7	8.5	2220	A052_8.5 S05 M05A4	A052_8.5 S05 ME05A4	299	A052_8.5 P63 BN63A4	A052_8.5 P63 BE63A4	299
187	5.8	17.4	7.2	2110	A052_7.2 S05 M05A4	A052_7.2 S05 ME05A4	299	A052_7.2 P63 BN63A4	A052_7.2 P63 BE63A4	299
213	5.1	19.8	6.3	2020	A052_6.3 S05 M05A4	A052_6.3 S05 ME05A4	299	A052_6.3 P63 BN63A4	A052_6.3 P63 BE63A4	299
247	4.4	21.8	5.5	1930	A052_5.5 S05 M05A4	A052_5.5 S05 ME05A4	299	A052_5.5 P63 BN63A4	A052_5.5 P63 BE63A4	299

0.12 kW

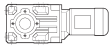




n ₂ min-1	M ₂ Nm	S	i	R _{n2} N						
					IE3	IE3	IE3	IE3		
0.51	2012	2.5	1715	50000						
0.55	1857	2.7	1583	50000						
0.65	1579	3.2	1346	50000						
0.70	1457	3.4	1242	50000						
1.1	913	1.6	778.2	20000						
1.2	818	3.4	697.3	30000						
1.4	740	2.0	631.2	20000						
1.6	621	2.4	529.5	20000						
1.7	588	2.5	778.2	20000				A504_778.2 P63 BXN63MA4		323
1.9	535	2.8	707.9	20000				A504_707.9 P63 BXN63MA4		323
2.1	477	3.1	631.2	20000				A504_631.2 P63 BXN63MA4		323
2.4	434	3.5	574.2	20000				A504_574.2 P63 BXN63MA4		323
3.4	310	1.2	400.8	9600	A303_400.8 S05 MXN05MA4	310	A303_400.8 P63 BXN63MA4			311
3.4	304	1.5	393.2	12000	A353_393.2 S05 MXN05MA4	314	A353_393.2 P63 BXN63MA4			315
3.6	291	2.9	376.8	15000	A413_376.8 S05 MXN05MA4	318	A413_376.8 P63 BXN63MA4			319
3.8	275	1.3	356.3	9600	A303_356.3 S05 MXN05MA4	310	A303_356.3 P63 BXN63MA4			311
4.0	262	2.0	339.3	12000	A353_339.3 S05 MXN05MA4	314	A353_339.3 P63 BXN63MA4			315
4.1	255	1.0	329.4	6200	A203_329.4 S05 MXN05MA4	306	A203_329.4 P63 BXN63MA4			307
4.2	251	3.4	324.2	15000	A413_324.2 S05 MXN05MA4	318	A413_324.2 P63 BXN63MA4			319
4.3	243	1.6	314.5	9600	A303_314.5 S05 MXN05MA4	310	A303_314.5 P63 BXN63MA4			311
4.4	236	2.5	305.4	12000	A353_305.4 S05 MXN05MA4	314	A353_305.4 P63 BXN63MA4			315
4.6	226	1.1	292.8	6200	A203_292.8 S05 MXN05MA4	306	A203_292.8 P63 BXN63MA4			307
5.0	210	1.8	271.5	9600	A303_271.5 S05 MXN05MA4	310	A303_271.5 P63 BXN63MA4			311
5.0	209	2.9	270.7	12000	A353_270.7 S05 MXN05MA4	314	A353_270.7 P63 BXN63MA4			315
5.2	201	1.2	260.5	6200	A203_260.5 S05 MXN05MA4	306	A203_260.5 P63 BXN63MA4			307
5.4	192	3.1	248.1	12000	A353_248.1 S05 MXN05MA4	314	A353_248.1 P63 BXN63MA4			315
5.5	189	2.0	244.3	9600	A303_244.3 S05 MXN05MA4	310	A303_244.3 P63 BXN63MA4			311
6.0	172	3.5	223.2	12000	A353_223.2 S05 MXN05MA4	314	A353_223.2 P63 BXN63MA4			315
6.1	171	1.5	221.3	6200	A203_221.3 S05 MXN05MA4	306	A203_221.3 P63 BXN63MA4			307
6.2	167	2.2	216.6	9600	A303_216.6 S05 MXN05MA4	310	A303_216.6 P63 BXN63MA4			311
6.8	154	1.6	199.2	6200	A203_199.2 S05 MXN05MA4	306	A203_199.2 P63 BXN63MA4			307
6.8	153	2.3	198.5	9600	A303_198.5 S05 MXN05MA4	310	A303_198.5 P63 BXN63MA4			311
7.6	138	2.5	178.5	9600	A303_178.5 S05 MXN05MA4	310	A303_178.5 P63 BXN63MA4			311
7.6	138	1.8	178.3	6200	A203_178.3 S05 MXN05MA4	306	A203_178.3 P63 BXN63MA4			307
8.3	126	1.9	163.4	6200	A203_163.4 S05 MXN05MA4	306	A203_163.4 P63 BXN63MA4			307
8.4	125	2.7	161.4	9600	A303_161.4 S05 MXN05MA4	310	A303_161.4 P63 BXN63MA4			311
9.0	116	2.8	150.7	9600	A303_150.7 S05 MXN05MA4	310	A303_150.7 P63 BXN63MA4			311
9.2	113	2.0	146.1	6200	A203_146.1 S05 MXN05MA4	306	A203_146.1 P63 BXN63MA4			307
9.8	106	3.0	137.4	9600	A303_137.4 S05 MXN05MA4	310	A303_137.4 P63 BXN63MA4			311
10.5	100	2.2	129.1	6200	A203_129.1 S05 MXN05MA4	306	A203_129.1 P63 BXN63MA4			307
11.2	93	2.3	120.5	6200	A203_120.5 S05 MXN05MA4	306	A203_120.5 P63 BXN63MA4			307
11.2	93	3.2	120.5	9600	A303_120.5 S05 MXN05MA4	310	A303_120.5 P63 BXN63MA4			311
12.4	84	2.4	109.2	6200	A203_109.2 S05 MXN05MA4	306	A203_109.2 P63 BXN63MA4			307
14.6	74	2.7	92.3	6200	A202_92.3 S05 MXN05MA4	306	A202_92.3 P63 BXN63MA4			307
14.7	73	1.4	91.6	4420	A052_91.6 S05 MXN05MA4	299	A052_91.6 P63 BXN63MA4			299
14.7	73	1.8	91.6	5500	A102_91.6 S05 MXN05MA4	302	A102_91.6 P63 BXN63MA4			303
16.9	64	3.3	79.9	6200	A202_79.9 S05 MXN05MA4	306	A202_79.9 P63 BXN63MA4			307

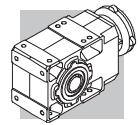


0.12 kW

n ₂ min ⁻¹	M ₂ Nm	S	i	R _{n2} N	IE3		IE3		
									
17.7	61	1.6	76.4	4230	A052_76.4 S05 MXN05MA4		299	A052_76.4 P63 BXN63MA4	299
17.7	61	2.5	76.4	5500	A102_76.4 S05 MXN05MA4		302	A102_76.4 P63 BXN63MA4	303
20.5	53	1.9	65.9	4070	A052_65.9 S05 MXN05MA4		299	A052_65.9 P63 BXN63MA4	299
20.5	53	2.8	65.9	5500	A102_65.9 S05 MXN05MA4		302	A102_65.9 P63 BXN63MA4	303
23.0	47	2.1	58.6	3950	A052_58.6 S05 MXN05MA4		299	A052_58.6 P63 BXN63MA4	299
23.0	47	3.2	58.6	5500	A102_58.6 S05 MXN05MA4		302	A102_58.6 P63 BXN63MA4	303
26.3	41	2.4	51.3	3810	A052_51.3 S05 MXN05MA4		299	A052_51.3 P63 BXN63MA4	299
29.7	36	2.8	45.4	3680	A052_45.4 S05 MXN05MA4		299	A052_45.4 P63 BXN63MA4	299
33	33	3.1	40.9	3570	A052_40.9 S05 MXN05MA4		299	A052_40.9 P63 BXN63MA4	299
38	28	3.6	35.1	3420	A052_35.1 S05 MXN05MA4		299	A052_35.1 P63 BXN63MA4	299
42	26	3.9	32.2	3340	A052_32.2 S05 MXN05MA4		299	A052_32.2 P63 BXN63MA4	299
47	23	4.4	28.6	3220	A052_28.6 S05 MXN05MA4		299	A052_28.6 P63 BXN63MA4	299
53	20	4.9	25.5	3110	A052_25.5 S05 MXN05MA4		299	A052_25.5 P63 BXN63MA4	299
57	19	5.3	23.8	3050	A052_23.8 S05 MXN05MA4		299	A052_23.8 P63 BXN63MA4	299
62	17.3	5.8	13.9	2960					
63	17.1	5.9	21.4	2950	A052_21.4 S05 MXN05MA4		299	A052_21.4 P63 BXN63MA4	299
73	14.8	6.7	18.6	2830	A052_18.6 S05 MXN05MA4		299	A052_18.6 P63 BXN63MA4	299
82	13.1	7.6	16.4	2730	A052_16.4 S05 MXN05MA4		299	A052_16.4 P63 BXN63MA4	299
90	11.9	8.4	9.6	2640					
97	11.1	9.0	13.9	2590	A052_13.9 S05 MXN05MA4		299	A052_13.9 P63 BXN63MA4	299
110	9.8	10.2	12.3	2500	A052_12.3 S05 MXN05MA4		299	A052_12.3 P63 BXN63MA4	299
121	8.9	11.2	7.2	2420					
128	8.4	11.9	10.6	2380	A052_10.6 S05 MXN05MA4		299	A052_10.6 P63 BXN63MA4	299
140	7.7	13.0	9.6	2310	A052_9.6 S05 MXN05MA4		299	A052_9.6 P63 BXN63MA4	299
159	6.8	14.7	8.5	2220	A052_8.5 S05 MXN05MA4		299	A052_8.5 P63 BXN63MA4	299
187	5.8	17.4	7.2	2110	A052_7.2 S05 MXN05MA4		299	A052_7.2 P63 BXN63MA4	299
213	5.1	19.8	6.3	2020	A052_6.3 S05 MXN05MA4		299	A052_6.3 P63 BXN63MA4	299
247	4.4	21.8	5.5	1930	A052_5.5 S05 MXN05MA4		299	A052_5.5 P63 BXN63MA4	299

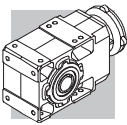
0.18 kW

n ₂ min ⁻¹	M ₂ Nm	S	i	R _{n2} N	IE2		IE1		IE2	
										
0.52	2917	1.7	1715	50000	A704_1715 S1 M1SC6		334	A704_1715 P71 BN71A6		335
0.58	2649	3.0	1558	65000	A804_1558 S1 M1SC6		337	A804_1558 P71 BN71A6		338
0.67	2279	3.5	1340	65000	A804_1340 S1 M1SC6		337	A804_1340 P71 BN71A6		338
0.77	1989	2.5	1715	50000				A704_1715 P63 BN63B4	A704_1715 P63 BE63B4	335
0.83	1836	2.7	1583	50000				A704_1583 P63 BN63B4	A704_1583 P63 BE63B4	335
0.98	1561	3.2	1346	50000				A704_1346 P63 BN63B4	A704_1346 P63 BE63B4	335
1.1	1441	3.5	1242	50000				A704_1242 P63 BN63B4	A704_1242 P63 BE63B4	335
1.3	1186	2.4	697.3	30000	A604_697.3 S1 M1SC6		330	A604_697.3 P71 BN71A6		331
1.5	996	2.8	585.8	30000	A604_585.8 S1 M1SC6		330	A604_585.8 P71 BN71A6		331
1.7	902	1.7	778.2	20000				A504_778.2 P63 BN63B4	A504_778.2 P63 BE63B4	323
1.7	876	3.2	755.4	30000				A604_755.4 P63 BN63B4	A604_755.4 P63 BE63B4	331
1.9	821	1.8	707.9	20000				A504_707.9 P63 BN63B4	A504_707.9 P63 BE63B4	323
1.9	809	3.5	697.3	30000				A604_697.3 P63 BN63B4	A604_697.3 P63 BE63B4	331
2.1	732	2.0	631.2	20000				A504_631.2 P63 BN63B4	A504_631.2 P63 BE63B4	323
2.3	666	2.3	574.2	20000				A504_574.2 P63 BN63B4	A504_574.2 P63 BE63B4	323
2.5	614	2.4	529.5	20000				A504_529.5 P63 BN63B4	A504_529.5 P63 BE63B4	323
2.7	559	2.7	481.6	20000				A504_481.6 P63 BN63B4	A504_481.6 P63 BE63B4	323
3.0	518	2.9	446.8	20000				A504_446.8 P63 BN63B4	A504_446.8 P63 BE63B4	323
3.2	471	3.2	406.4	20000				A504_406.4 P63 BN63B4	A504_406.4 P63 BE63B4	323
3.4	466	1.0	393.2	12000	A353_393.2 S05 M05B4	A353_393.2 S05 ME05B4	314	A353_393.2 P63 BN63B4	A353_393.2 P63 BE63B4	315
3.5	447	1.9	376.8	15000	A413_376.8 S05 M05B4	A413_376.8 S05 ME05B4	318	A413_376.8 P63 BN63B4	A413_376.8 P63 BE63B4	319
3.6	424	3.5	365.6	20000				A504_365.6 P63 BN63B4	A504_365.6 P63 BE63B4	323
3.7	422	0.9	356.3	9600	A303_356.3 S05 M05B4	A303_356.3 S05 ME05B4	310	A303_356.3 P63 BN63B4	A303_356.3 P63 BE63B4	311
3.9	402	1.3	339.3	12000	A353_339.3 S05 M05B4	A353_339.3 S05 ME05B4	314	A353_339.3 P63 BN63B4	A353_339.3 P63 BE63B4	315
4.1	384	2.2	324.2	15000	A413_324.2 S05 M05B4	A413_324.2 S05 ME05B4	318	A413_324.2 P63 BN63B4	A413_324.2 P63 BE63B4	319
4.2	373	1.0	314.5	9600	A303_314.5 S05 M05B4	A303_314.5 S05 ME05B4	310	A303_314.5 P63 BN63B4	A303_314.5 P63 BE63B4	311
4.3	362	1.7	305.4	12000	A353_305.4 S05 M05B4	A353_305.4 S05 ME05B4	314	A353_305.4 P63 BN63B4	A353_305.4 P63 BE63B4	315
4.5	346	2.5	291.7	15000	A413_291.7 S05 M05B4	A413_291.7 S05 ME05B4	318	A413_291.7 P63 BN63B4	A413_291.7 P63 BE63B4	319
4.9	322	1.2	271.5	9600	A303_271.5 S05 M05B4	A303_271.5 S05 ME05B4	310	A303_271.5 P63 BN63B4	A303_271.5 P63 BE63B4	311



0.18 kW

n ₂ min-1	M ₂ Nm	S	i	R _{n2} N				IEC		
					IE1	IE2		IE1	IE2	
4.9	321	1.9	270.7	12000	A353_270.7 S05 M05B4	A353_270.7 S05 ME05B4	314	A353_270.7 P63 BN63B4	A353_270.7 P63 BE63B4	315
5.0	311	2.7	262.5	15000	A413_262.5 S05 M05B4	A413_262.5 S05 ME05B4	318	A413_262.5 P63 BN63B4	A413_262.5 P63 BE63B4	319
5.3	294	2.0	248.1	12000	A353_248.1 S05 M05B4	A353_248.1 S05 ME05B4	314	A353_248.1 P63 BN63B4	A353_248.1 P63 BE63B4	315
5.4	290	1.3	244.3	9600	A303_244.3 S05 M05B4	A303_244.3 S05 ME05B4	310	A303_244.3 P63 BN63B4	A303_244.3 P63 BE63B4	311
5.5	285	3.0	240.6	15000	A413_240.6 S05 M05B4	A413_240.6 S05 ME05B4	318	A413_240.6 P63 BN63B4	A413_240.6 P63 BE63B4	319
5.9	265	2.3	223.2	12000	A353_223.2 S05 M05B4	A353_223.2 S05 ME05B4	314	A353_223.2 P63 BN63B4	A353_223.2 P63 BE63B4	315
6.0	262	1.0	221.3	6200	A203_221.3 S05 M05B4	A203_221.3 S05 ME05B4	306	A203_221.3 P63 BN63B4	A203_221.3 P63 BE63B4	307
6.1	258	3.3	217.4	15000	A413_217.4 S05 M05B4	A413_217.4 S05 ME05B4	318	A413_217.4 P63 BN63B4	A413_217.4 P63 BE63B4	319
6.1	257	1.4	216.6	9600	A303_216.6 S05 M05B4	A303_216.6 S05 ME05B4	310	A303_216.6 P63 BN63B4	A303_216.6 P63 BE63B4	311
6.5	239	2.5	201.8	12000	A353_201.8 S05 M05B4	A353_201.8 S05 ME05B4	314	A353_201.8 P63 BN63B4	A353_201.8 P63 BE63B4	315
6.6	236	1.1	199.2	6200	A203_199.2 S05 M05B4	A203_199.2 S05 ME05B4	306	A203_199.2 P63 BN63B4	A203_199.2 P63 BE63B4	307
6.6	235	1.5	198.5	9600	A303_198.5 S05 M05B4	A303_198.5 S05 ME05B4	310	A303_198.5 P63 BN63B4	A303_198.5 P63 BE63B4	311
7.0	223	2.7	188.3	12000	A353_188.3 S05 M05B4	A353_188.3 S05 ME05B4	314	A353_188.3 P63 BN63B4	A353_188.3 P63 BE63B4	315
7.4	212	1.6	178.5	9600	A303_178.5 S05 M05B4	A303_178.5 S05 ME05B4	310	A303_178.5 P63 BN63B4	A303_178.5 P63 BE63B4	311
7.4	211	1.2	178.3	6200	A203_178.3 S05 M05B4	A203_178.3 S05 ME05B4	306	A203_178.3 P63 BN63B4	A203_178.3 P63 BE63B4	307
7.7	204	2.9	171.8	12000	A353_171.8 S05 M05B4	A353_171.8 S05 ME05B4	314	A353_171.8 P63 BN63B4	A353_171.8 P63 BE63B4	315
8.1	194	1.2	163.4	6200	A203_163.4 S05 M05B4	A203_163.4 S05 ME05B4	306	A203_163.4 P63 BN63B4	A203_163.4 P63 BE63B4	307
8.2	191	1.8	161.4	9600	A303_161.4 S05 M05B4	A303_161.4 S05 ME05B4	310	A303_161.4 P63 BN63B4	A303_161.4 P63 BE63B4	311
8.8	179	1.8	150.7	9600	A303_150.7 S05 M05B4	A303_150.7 S05 ME05B4	310	A303_150.7 P63 BN63B4	A303_150.7 P63 BE63B4	311
8.8	179	3.4	150.6	12000	A353_150.6 S05 M05B4	A353_150.6 S05 ME05B4	314	A353_150.6 P63 BN63B4	A353_150.6 P63 BE63B4	315
9.0	173	1.3	146.1	6200	A203_146.1 S05 M05B4	A203_146.1 S05 ME05B4	306	A203_146.1 P63 BN63B4	A203_146.1 P63 BE63B4	307
9.6	163	1.9	137.4	9600	A303_137.4 S05 M05B4	A303_137.4 S05 ME05B4	310	A303_137.4 P63 BN63B4	A303_137.4 P63 BE63B4	311
10.2	153	1.4	129.1	6200	A203_129.1 S05 M05B4	A203_129.1 S05 ME05B4	306	A203_129.1 P63 BN63B4	A203_129.1 P63 BE63B4	307
11.0	143	1.5	120.5	6200	A203_120.5 S05 M05B4	A203_120.5 S05 ME05B4	306	A203_120.5 P63 BN63B4	A203_120.5 P63 BE63B4	307
11.0	143	2.1	120.5	9600	A303_120.5 S05 M05B4	A303_120.5 S05 ME05B4	310	A303_120.5 P63 BN63B4	A303_120.5 P63 BE63B4	311
12.1	129	1.6	109.2	6200	A203_109.2 S05 M05B4	A203_109.2 S05 ME05B4	306	A203_109.2 P63 BN63B4	A203_109.2 P63 BE63B4	307
12.1	129	2.3	109.1	9600	A303_109.1 S05 M05B4	A303_109.1 S05 ME05B4	310	A303_109.1 P63 BN63B4	A303_109.1 P63 BE63B4	311
13.5	119	2.5	97.5	9600				A302_97.5 P63 BN63B4	A302_97.5 P63 BE63B4	311
14.3	113	1.8	92.3	6200	A202_92.3 S05 M05B4	A202_92.3 S05 ME05B4	306	A202_92.3 P63 BN63B4	A202_92.3 P63 BE63B4	307
14.4	112	0.9	91.6	4120	A052_91.6 S05 M05B4	A052_91.6 S05 ME05B4	299	A052_91.6 P63 BN63B4	A052_91.6 P63 BE63B4	299
14.4	112	1.2	91.6	5500	A102_91.6 S05 M05B4	A102_91.6 S05 ME05B4	302	A102_91.6 P63 BN63B4	A102_91.6 P63 BE63B4	303
15.2	106	3.0	86.7	9600				A302_86.7 P63 BN63B4	A302_86.7 P63 BE63B4	311
16.5	98	2.1	79.9	6200	A202_79.9 S05 M05B4	A202_79.9 S05 ME05B4	306	A202_79.9 P63 BN63B4	A202_79.9 P63 BE63B4	307
17.3	94	1.1	76.4	3980	A052_76.4 S05 M05B4	A052_76.4 S05 ME05B4	299	A052_76.4 P63 BN63B4	A052_76.4 P63 BE63B4	299
17.3	94	1.6	76.4	5500	A102_76.4 S05 M05B4	A102_76.4 S05 ME05B4	302	A102_76.4 P63 BN63B4	A102_76.4 P63 BE63B4	303
18.6	87	2.4	71.0	6200	A202_71.0 S05 M05B4	A202_71.0 S05 ME05B4	306	A202_71.0 P63 BN63B4	A202_71.0 P63 BE63B4	307
20.0	81	1.2	65.9	3860	A052_65.9 S05 M05B4	A052_65.9 S05 ME05B4	299	A052_65.9 P63 BN63B4	A052_65.9 P63 BE63B4	299
20.0	81	1.9	65.9	5500	A102_65.9 S05 M05B4	A102_65.9 S05 ME05B4	302	A102_65.9 P63 BN63B4	A102_65.9 P63 BE63B4	303
20.9	77	3.2	63.1	6200	A202_63.1 S05 M05B4	A202_63.1 S05 ME05B4	306	A202_63.1 P63 BN63B4	A202_63.1 P63 BE63B4	307
22.5	72	1.4	58.6	3760	A052_58.6 S05 M05B4	A052_58.6 S05 ME05B4	299	A052_58.6 P63 BN63B4	A052_58.6 P63 BE63B4	299
22.5	72	2.1	58.6	5500	A102_58.6 S05 M05B4	A102_58.6 S05 ME05B4	302	A102_58.6 P63 BN63B4	A102_58.6 P63 BE63B4	303
25.8	63	1.6	51.3	3640	A052_51.3 S05 M05B4	A052_51.3 S05 ME05B4	299	A052_51.3 P63 BN63B4	A052_51.3 P63 BE63B4	299
25.8	63	2.4	51.3	5500	A102_51.3 S05 M05B4	A102_51.3 S05 ME05B4	302	A102_51.3 P63 BN63B4	A102_51.3 P63 BE63B4	303
29.1	56	1.8	45.4	3540	A052_45.4 S05 M05B4	A052_45.4 S05 ME05B4	299	A052_45.4 P63 BN63B4	A052_45.4 P63 BE63B4	299
29.1	56	2.7	45.4	5500	A102_45.4 S05 M05B4	A102_45.4 S05 ME05B4	302	A102_45.4 P63 BN63B4	A102_45.4 P63 BE63B4	303
32	50	2.0	40.9	3440	A052_40.9 S05 M05B4	A052_40.9 S05 ME05B4	299	A052_40.9 P63 BN63B4	A052_40.9 P63 BE63B4	299
32	50	3.0	40.9	5500	A102_40.9 S05 M05B4	A102_40.9 S05 ME05B4	302	A102_40.9 P63 BN63B4	A102_40.9 P63 BE63B4	303
38	43	2.3	35.1	3310	A052_35.1 S05 M05B4	A052_35.1 S05 ME05B4	299	A052_35.1 P63 BN63B4	A052_35.1 P63 BE63B4	299
38	43	3.5	35.1	5380	A102_35.1 S05 M05B4	A102_35.1 S05 ME05B4	302	A102_35.1 P63 BN63B4	A102_35.1 P63 BE63B4	303
41	39	2.5	32.2	3240	A052_32.2 S05 M05B4	A052_32.2 S05 ME05B4	299	A052_32.2 P63 BN63B4	A052_32.2 P63 BE63B4	299
46	35	2.9	28.6	3130	A052_28.6 S05 M05B4	A052_28.6 S05 ME05B4	299	A052_28.6 P63 BN63B4	A052_28.6 P63 BE63B4	299
52	31	3.2	25.5	3040	A052_25.5 S05 M05B4	A052_25.5 S05 ME05B4	299	A052_25.5 P63 BN63B4	A052_25.5 P63 BE63B4	299
56	29	3.4	23.8	2980	A052_23.8 S05 M05B4	A052_23.8 S05 ME05B4	299	A052_23.8 P63 BN63B4	A052_23.8 P63 BE63B4	299
62	26	3.8	21.4	2890	A052_21.4 S05 M05B4	A052_21.4 S05 ME05B4	299	A052_21.4 P63 BN63B4	A052_21.4 P63 BE63B4	299
71	23	4.4	18.6	2780	A052_18.6 S05 M05B4	A052_18.6 S05 ME05B4	299	A052_18.6 P63 BN63B4	A052_18.6 P63 BE63B4	299
80	20	5.0	16.4	2680	A052_16.4 S05 M05B4	A052_16.4 S05 ME05B4	299	A052_16.4 P63 BN63B4	A052_16.4 P63 BE63B4	299
95	17.1	5.9	13.9	2550	A052_13.9 S05 M05B4	A052_13.9 S05 ME05B4	299	A052_13.9 P63 BN63B4	A052_13.9 P63 BE63B4	299
107	15.1	6.6	12.3	2460	A052_12.3 S05 M05B4	A052_12.3 S05 ME05B4	299	A052_12.3 P63 BN63B4	A052_12.3 P63 BE63B4	299
125	12.9	7.7	10.6	2350	A052_10.6 S05 M05B4	A052_10.6 S05 ME05B4	299	A052_10.6 P63 BN63B4	A052_10.6 P63 BE63B4	299
137	11.8	8.5	9.6	2280	A052_9.6 S05 M05B4	A052_9.6 S05 ME05B4	299	A052_9.6 P63 BN63B4	A052_9.6 P63 BE63B4	299
142	11.4	8.8	6.3	2300	A052_6.3 S1 M1SC6		299	A052_6.3 P71 BN71A6		299
155	10.4	9.6	8.5	2200	A052_8.5 S05 M05B4	A052_8.5 S05 ME05B4	299	A052_8.5 P63 BN63B4	A052_8.5 P63 BE63B4	299
183	8.8	11.3	7.2	2090	A052_7.2 S05 M05B4	A052_7.2 S05 ME05B4	299	A052_7.2 P63 BN63B4	A052_7.2 P63 BE63B4	299
208	7.8	12.9	6.3	2010	A052_6.3 S05 M05B4	A052_6.3 S05 ME05B4	299	A052_6.3 P63 BN63B4	A052_6.3 P63 BE63B4	299
242	6.7	14.2	5.5	1920	A052_5.5 S05 M05B4	A052_5.5 S05 ME05B4	299	A052_5.5 P63 BN63B4	A052_5.5 P63 BE63B4	299

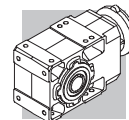


0.18 kW

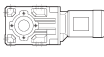



n ₂ min-1	M ₂ Nm	S	i	R _{n2} N					
					IE1	IE2	IE1	IE2	
284	5.7	16.7	9.6	1830	A052_9.6 S05 M05A2		299	A052_9.6 P63 BN63A2	299
321	5.0	17.8	8.5	1770	A052_8.5 S05 M05A2		299	A052_8.5 P63 BN63A2	299
379	4.3	19.9	7.2	1670	A052_7.2 S05 M05A2		299	A052_7.2 P63 BN63A2	299
431	3.8	21.3	6.3	1610	A052_6.3 S05 M05A2		299	A052_6.3 P63 BN63A2	299
499	3.2	23.2	5.5	1530	A052_5.5 S05 M05A2		299	A052_5.5 P63 BN63A2	299

0.18 kW

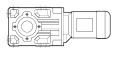



n ₂ min-1	M ₂ Nm	S	i	R _{n2} N				
					IE3		IE3	
0.52	2917	1.7	1715	50000				
0.58	2649	3.0	1558	65000				
0.67	2279	3.5	1340	65000				
0.77	1989	2.5	1715	50000			A704_1715 P63 BXN63MB4	335
0.83	1836	2.7	1583	50000			A704_1583 P63 BXN63MB4	335
0.98	1561	3.2	1346	50000			A704_1346 P63 BXN63MB4	335
1.1	1441	3.5	1242	50000			A704_1242 P63 BXN63MB4	335
1.3	1186	2.4	697.3	30000				
1.5	996	2.8	585.8	30000				
1.7	902	1.7	778.2	20000			A504_778.2 P63 BXN63MB4	323
1.7	876	3.2	755.4	30000			A604_755.4 P63 BXN63MB4	331
1.9	821	1.8	707.9	20000			A504_707.9 P63 BXN63MB4	323
1.9	809	3.5	697.3	30000			A604_697.3 P63 BXN63MB4	331
2.1	732	2.0	631.2	20000			A504_631.2 P63 BXN63MB4	323
2.3	666	2.3	574.2	20000			A504_574.2 P63 BXN63MB4	323
2.5	614	2.4	529.5	20000			A504_529.5 P63 BXN63MB4	323
2.7	559	2.7	481.6	20000			A504_481.6 P63 BXN63MB4	323
3.0	518	2.9	446.8	20000			A504_446.8 P63 BXN63MB4	323
3.2	471	3.2	406.4	20000			A504_406.4 P63 BXN63MB4	323
3.4	466	1.0	393.2	12000	A353_393.2 S05 MXN05MB4	314	A353_393.2 P63 BXN63MB4	315
3.5	447	1.9	376.8	15000	A413_376.8 S05 MXN05MB4	318	A413_376.8 P63 BXN63MB4	319
3.6	424	3.5	365.6	20000			A504_365.6 P63 BXN63MB4	323
3.7	422	0.9	356.3	9600	A303_356.3 S05 MXN05MB4	310	A303_356.3 P63 BXN63MB4	311
3.9	402	1.3	339.3	12000	A353_339.3 S05 MXN05MB4	314	A353_339.3 P63 BXN63MB4	315
4.1	384	2.2	324.2	15000	A413_324.2 S05 MXN05MB4	318	A413_324.2 P63 BXN63MB4	319
4.2	373	1.0	314.5	9600	A303_314.5 S05 MXN05MB4	310	A303_314.5 P63 BXN63MB4	311
4.3	362	1.7	305.4	12000	A353_305.4 S05 MXN05MB4	314	A353_305.4 P63 BXN63MB4	315
4.5	346	2.5	291.7	15000	A413_291.7 S05 MXN05MB4	318	A413_291.7 P63 BXN63MB4	319
4.9	322	1.2	271.5	9600	A303_271.5 S05 MXN05MB4	310	A303_271.5 P63 BXN63MB4	311
4.9	321	1.9	270.7	12000	A353_270.7 S05 MXN05MB4	314	A353_270.7 P63 BXN63MB4	315
5.0	311	2.7	262.5	15000	A413_262.5 S05 MXN05MB4	318	A413_262.5 P63 BXN63MB4	319
5.3	294	2.0	248.1	12000	A353_248.1 S05 MXN05MB4	314	A353_248.1 P63 BXN63MB4	315
5.4	290	1.3	244.3	9600	A303_244.3 S05 MXN05MB4	310	A303_244.3 P63 BXN63MB4	311
5.5	285	3.0	240.6	15000	A413_240.6 S05 MXN05MB4	318	A413_240.6 P63 BXN63MB4	319
5.9	265	2.3	223.2	12000	A353_223.2 S05 MXN05MB4	314	A353_223.2 P63 BXN63MB4	315
6.0	262	1.0	221.3	6200	A203_221.3 S05 MXN05MB4	306	A203_221.3 P63 BXN63MB4	307
6.1	258	3.3	217.4	15000	A413_217.4 S05 MXN05MB4	318	A413_217.4 P63 BXN63MB4	319
6.1	257	1.4	216.6	9600	A303_216.6 S05 MXN05MB4	310	A303_216.6 P63 BXN63MB4	311
6.5	239	2.5	201.8	12000	A353_201.8 S05 MXN05MB4	314	A353_201.8 P63 BXN63MB4	315
6.6	236	1.1	199.2	6200	A203_199.2 S05 MXN05MB4	306	A203_199.2 P63 BXN63MB4	307
6.6	235	1.5	198.5	9600	A303_198.5 S05 MXN05MB4	310	A303_198.5 P63 BXN63MB4	311
7.0	223	2.7	188.3	12000	A353_188.3 S05 MXN05MB4	314	A353_188.3 P63 BXN63MB4	315
7.4	212	1.6	178.5	9600	A303_178.5 S05 MXN05MB4	310	A303_178.5 P63 BXN63MB4	311
7.4	211	1.2	178.3	6200	A203_178.3 S05 MXN05MB4	306	A203_178.3 P63 BXN63MB4	307
7.7	204	2.9	171.8	12000	A353_171.8 S05 MXN05MB4	314	A353_171.8 P63 BXN63MB4	315
8.1	194	1.2	163.4	6200	A203_163.4 S05 MXN05MB4	306	A203_163.4 P63 BXN63MB4	307
8.2	191	1.8	161.4	9600	A303_161.4 S05 MXN05MB4	310	A303_161.4 P63 BXN63MB4	311
8.8	179	1.8	150.7	9600	A303_150.7 S05 MXN05MB4	310	A303_150.7 P63 BXN63MB4	311
8.8	179	3.4	150.6	12000	A353_150.6 S05 MXN05MB4	314	A353_150.6 P63 BXN63MB4	315
9.0	173	1.3	146.1	6200	A203_146.1 S05 MXN05MB4	306	A203_146.1 P63 BXN63MB4	307
9.6	163	1.9	137.4	9600	A303_137.4 S05 MXN05MB4	310	A303_137.4 P63 BXN63MB4	311
10.2	153	1.4	129.1	6200	A203_129.1 S05 MXN05MB4	306	A203_129.1 P63 BXN63MB4	307

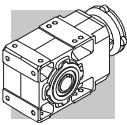


0.18 kW

n ₂ min ⁻¹	M ₂ Nm	S	i	R _{n2} N	IE3		IEC IE3	
								
11.0	143	1.5	120.5	6200	A203_120.5 S05 MXN05MB4	306	A203_120.5 P63 BXN63MB4	307
11.0	143	2.1	120.5	9600	A303_120.5 S05 MXN05MB4	310	A303_120.5 P63 BXN63MB4	311
12.1	129	1.6	109.2	6200	A203_109.2 S05 MXN05MB4	306	A203_109.2 P63 BXN63MB4	307
12.1	129	2.3	109.1	9600	A303_109.1 S05 MXN05MB4	310	A303_109.1 P63 BXN63MB4	311
13.5	119	2.5	97.5	9600			A302_97.5 P63 BXN63MB4	311
14.3	113	1.8	92.3	6200	A202_92.3 S05 MXN05MB4	306	A202_92.3 P63 BXN63MB4	307
14.4	112	0.9	91.6	4120	A052_91.6 S05 MXN05MB4	299	A052_91.6 P63 BXN63MB4	299
14.4	112	1.2	91.6	5500	A102_91.6 S05 MXN05MB4	302	A102_91.6 P63 BXN63MB4	303
15.2	106	3.0	86.7	9600			A302_86.7 P63 BXN63MB4	311
16.5	98	2.1	79.9	6200	A202_79.9 S05 MXN05MB4	306	A202_79.9 P63 BXN63MB4	307
17.3	94	1.1	76.4	3980	A052_76.4 S05 MXN05MB4	299	A052_76.4 P63 BXN63MB4	299
17.3	94	1.6	76.4	5500	A102_76.4 S05 MXN05MB4	302	A102_76.4 P63 BXN63MB4	303
18.6	87	2.4	71.0	6200	A202_71.0 S05 MXN05MB4	306	A202_71.0 P63 BXN63MB4	307
20.0	81	1.2	65.9	3860	A052_65.9 S05 MXN05MB4	299	A052_65.9 P63 BXN63MB4	299
20.0	81	1.9	65.9	5500	A102_65.9 S05 MXN05MB4	302	A102_65.9 P63 BXN63MB4	303
20.9	77	3.2	63.1	6200	A202_63.1 S05 MXN05MB4	306	A202_63.1 P63 BXN63MB4	307
22.5	72	1.4	58.6	3760	A052_58.6 S05 MXN05MB4	299	A052_58.6 P63 BXN63MB4	299
22.5	72	2.1	58.6	5500	A102_58.6 S05 MXN05MB4	302	A102_58.6 P63 BXN63MB4	303
25.8	63	1.6	51.3	3640	A052_51.3 S05 MXN05MB4	299	A052_51.3 P63 BXN63MB4	299
25.8	63	2.4	51.3	5500	A102_51.3 S05 MXN05MB4	302	A102_51.3 P63 BXN63MB4	303
29.1	56	1.8	45.4	3540	A052_45.4 S05 MXN05MB4	299	A052_45.4 P63 BXN63MB4	299
29.1	56	2.7	45.4	5500	A102_45.4 S05 MXN05MB4	302	A102_45.4 P63 BXN63MB4	303
32	50	2.0	40.9	3440	A052_40.9 S05 MXN05MB4	299	A052_40.9 P63 BXN63MB4	299
32	50	3.0	40.9	5500	A102_40.9 S05 MXN05MB4	302	A102_40.9 P63 BXN63MB4	303
38	43	2.3	35.1	3310	A052_35.1 S05 MXN05MB4	299	A052_35.1 P63 BXN63MB4	299
38	43	3.5	35.1	5380	A102_35.1 S05 MXN05MB4	302	A102_35.1 P63 BXN63MB4	303
41	39	2.5	32.2	3240	A052_32.2 S05 MXN05MB4	299	A052_32.2 P63 BXN63MB4	299
46	35	2.9	28.6	3130	A052_28.6 S05 MXN05MB4	299	A052_28.6 P63 BXN63MB4	299
52	31	3.2	25.5	3040	A052_25.5 S05 MXN05MB4	299	A052_25.5 P63 BXN63MB4	299
56	29	3.4	23.8	2980	A052_23.8 S05 MXN05MB4	299	A052_23.8 P63 BXN63MB4	299
62	26	3.8	21.4	2890	A052_21.4 S05 MXN05MB4	299	A052_21.4 P63 BXN63MB4	299
71	23	4.4	18.6	2780	A052_18.6 S05 MXN05MB4	299	A052_18.6 P63 BXN63MB4	299
80	20	5.0	16.4	2680	A052_16.4 S05 MXN05MB4	299	A052_16.4 P63 BXN63MB4	299
95	17.1	5.9	13.9	2550	A052_13.9 S05 MXN05MB4	299	A052_13.9 P63 BXN63MB4	299
107	15.1	6.6	12.3	2460	A052_12.3 S05 MXN05MB4	299	A052_12.3 P63 BXN63MB4	299
125	12.9	7.7	10.6	2350	A052_10.6 S05 MXN05MB4	299	A052_10.6 P63 BXN63MB4	299
137	11.8	8.5	9.6	2280	A052_9.6 S05 MXN05MB4	299	A052_9.6 P63 BXN63MB4	299
142	11.4	8.8	6.3	2300				
155	10.4	9.6	8.5	2200	A052_8.5 S05 MXN05MB4	299	A052_8.5 P63 BXN63MB4	299
183	8.8	11.3	7.2	2090	A052_7.2 S05 MXN05MB4	299	A052_7.2 P63 BXN63MB4	299
208	7.8	12.9	6.3	2010	A052_6.3 S05 MXN05MB4	299	A052_6.3 P63 BXN63MB4	299
242	6.7	14.2	5.5	1920	A052_5.5 S05 MXN05MB4	299	A052_5.5 P63 BXN63MB4	299
284	5.7	16.7	9.6	1830				
321	5.0	17.8	8.5	1770				
379	4.3	19.9	7.2	1670				
431	3.8	21.3	6.3	1610				
499	3.2	23.2	5.5	1530				

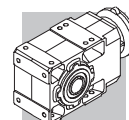
0.25 kW

n ₂ min ⁻¹	M ₂ Nm	S	i	R _{n2} N	IE1 IE2		IEC IE1 IE2	
								
0.52	4051	1.2	1715	50000	A704_1715 S1 M1SD6	334	A704_1715 P71 BN71B6	335
0.58	3680	2.2	1558	65000	A804_1558 S1 M1SD6	337	A804_1558 P71 BN71B6	338
0.67	3165	2.5	1340	65000	A804_1340 S1 M1SD6	337	A804_1340 P71 BN71B6	338
0.80	2642	1.9	1715	50000			A704_1715 P71 BN71A4	335
0.87	2439	2.1	1583	50000			A704_1583 P71 BN71A4	335
0.89	2400	3.3	1558	65000			A804_1558 P71 BN71A4	338
1.0	2073	2.4	1346	50000			A704_1346 P71 BN71A4	335
1.1	1914	2.6	1242	50000			A704_1242 P71 BN71A4	335
1.2	1789	2.8	1161	50000			A704_1161 P71 BN71A4	335
1.3	1652	3.0	1072	50000			A704_1072 P71 BN71A4	335

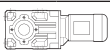

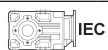




0.25 kW

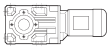

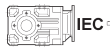


Table with columns: n2, M2, S, i, Rn2, IE1, IE2, IE1, IE2. It lists various motor models and their specifications.

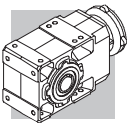


0.25 kW

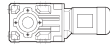

n ₂ min ⁻¹	M ₂ Nm	S	i	R _{n2} N				 IEC 		
					IE1	IE2		IE1	IE2	
25.0	90	2.8	53.7	6200	A202_53.7 S05 M05C4	A202_53.7 S1 ME1SA4	306	A202_53.7 P71 BN71A4	A202_53.7 P71 BE71A4	307
26.1	86	1.2	51.3	3450	A052_51.3 S05 M05C4	A052_51.3 S1 ME1SA4	299	A052_51.3 P71 BN71A4	A052_51.3 P71 BE71A4	299
26.1	86	1.7	51.3	5500	A102_51.3 S05 M05C4	A102_51.3 S1 ME1SA4	302	A102_51.3 P71 BN71A4	A102_51.3 P71 BE71A4	303
28.6	79	3.2	48.3	6180	A202_48.3 S05 M05C4	A202_48.3 S1 ME1SA4	306	A202_48.3 P71 BN71A4	A202_48.3 P71 BE71A4	307
29.5	76	1.3	45.4	3370	A052_45.4 S05 M05C4	A052_45.4 S1 ME1SA4	299	A052_45.4 P71 BN71A4	A052_45.4 P71 BE71A4	299
29.5	76	2.0	45.4	5500	A102_45.4 S05 M05C4	A102_45.4 S1 ME1SA4	302	A102_45.4 P71 BN71A4	A102_45.4 P71 BE71A4	303
33	68	1.5	40.9	3290	A052_40.9 S05 M05C4	A052_40.9 S1 ME1SA4	299	A052_40.9 P71 BN71A4	A052_40.9 P71 BE71A4	299
34	66	2.3	40.9	5500	A102_40.9 S05 M05C4	A102_40.9 S1 ME1SA4	302	A102_40.9 P71 BN71A4	A102_40.9 P71 BE71A4	303
38	59	1.7	35.1	3180	A052_35.1 S05 M05C4	A052_35.1 S1 ME1SA4	299	A052_35.1 P71 BN71A4	A052_35.1 P71 BE71A4	299
38	59	2.5	35.1	5260	A102_35.1 S05 M05C4	A102_35.1 S1 ME1SA4	302	A102_35.1 P71 BN71A4	A102_35.1 P71 BE71A4	303
42	54	1.9	32.2	3120	A052_32.2 S05 M05C4	A052_32.2 S1 ME1SA4	299	A052_32.2 P71 BN71A4	A052_32.2 P71 BE71A4	299
43	52	2.9	32.2	5500	A102_32.2 S05 M05C4	A102_32.2 S1 ME1SA4	302	A102_32.2 P71 BN71A4	A102_32.2 P71 BE71A4	303
47	48	2.1	28.6	3030	A052_28.6 S05 M05C4	A052_28.6 S1 ME1SA4	299	A052_28.6 P71 BN71A4	A052_28.6 P71 BE71A4	299
47	48	3.1	28.6	4970	A102_28.6 S05 M05C4	A102_28.6 S1 ME1SA4	302	A102_28.6 P71 BN71A4	A102_28.6 P71 BE71A4	303
53	43	2.3	25.5	2940	A052_25.5 S05 M05C4	A052_25.5 S1 ME1SA4	299	A052_25.5 P71 BN71A4	A052_25.5 P71 BE71A4	299
56	40	2.5	23.8	2890	A052_23.8 S05 M05C4	A052_23.8 S1 ME1SA4	299	A052_23.8 P71 BN71A4	A052_23.8 P71 BE71A4	299
63	36	2.8	21.4	2810	A052_21.4 S05 M05C4	A052_21.4 S1 ME1SA4	299	A052_21.4 P71 BN71A4	A052_21.4 P71 BE71A4	299
72	31	3.2	18.6	2710	A052_18.6 S05 M05C4	A052_18.6 S1 ME1SA4	299	A052_18.6 P71 BN71A4	A052_18.6 P71 BE71A4	299
84	27	3.7	16.4	2620	A052_16.4 S05 M05C4	A052_16.4 S1 ME1SA4	299	A052_16.4 P71 BN71A4	A052_16.4 P71 BE71A4	299
99	23	4.4	13.9	2500	A052_13.9 S05 M05C4	A052_13.9 S1 ME1SA4	299	A052_13.9 P71 BN71A4	A052_13.9 P71 BE71A4	299
112	20	5.0	12.3	2420	A052_12.3 S05 M05C4	A052_12.3 S1 ME1SA4	299	A052_12.3 P71 BN71A4	A052_12.3 P71 BE71A4	299
131	17.2	5.8	10.6	2310	A052_10.6 S05 M05C4	A052_10.6 S1 ME1SA4	299	A052_10.6 P71 BN71A4	A052_10.6 P71 BE71A4	299
144	15.7	6.4	9.6	2260	A052_9.6 S05 M05C4	A052_9.6 S1 ME1SA4	299	A052_9.6 P71 BN71A4	A052_9.6 P71 BE71A4	299
162	13.9	7.2	8.5	2180	A052_8.5 S05 M05C4	A052_8.5 S1 ME1SA4	299	A052_8.5 P71 BN71A4	A052_8.5 P71 BE71A4	299
191	11.7	8.5	7.2	2070	A052_7.2 S05 M05C4	A052_7.2 S1 ME1SA4	299	A052_7.2 P71 BN71A4	A052_7.2 P71 BE71A4	299
218	10.3	9.7	6.3	1990	A052_6.3 S05 M05C4	A052_6.3 S1 ME1SA4	299	A052_6.3 P71 BN71A4	A052_6.3 P71 BE71A4	299
252	8.9	10.7	5.5	1900	A052_5.5 S05 M05C4	A052_5.5 S1 ME1SA4	299	A052_5.5 P71 BN71A4	A052_5.5 P71 BE71A4	299
285	7.9	12.1	9.6	1820	A052_9.6 S05 M05B2		299	A052_9.6 P63 BN63B2		299
322	7.0	12.9	8.5	1750	A052_8.5 S05 M05B2		299	A052_8.5 P63 BN63B2		299
380	5.9	14.4	7.2	1660	A052_7.2 S05 M05B2		299	A052_7.2 P63 BN63B2		299
433	5.2	15.4	6.3	1590	A052_6.3 S05 M05B2		299	A052_6.3 P63 BN63B2		299
501	4.5	16.7	5.5	1520	A052_5.5 S05 M05B2		299	A052_5.5 P63 BN63B2		299

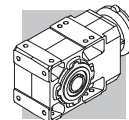
0.25 kW

n ₂ min ⁻¹	M ₂ Nm	S	i	R _{n2} N				 IEC 		
					IE3	IE3		IE3	IE3	
0.52	4051	1.2	1715	50000						
0.58	3680	2.2	1558	65000						
0.67	3165	2.5	1340	65000						
0.80	2642	1.9	1715	50000				A704_1715 P71 BXN71MA4		335
0.87	2439	2.1	1583	50000				A704_1583 P71 BXN71MA4		335
0.89	2400	3.3	1558	65000				A804_1558 P71 BXN71MA4		338
1.0	2073	2.4	1346	50000				A704_1346 P71 BXN71MA4		335
1.1	1914	2.6	1242	50000				A704_1242 P71 BXN71MA4		335
1.2	1789	2.8	1161	50000				A704_1161 P71 BXN71MA4		335
1.3	1652	3.0	1072	50000				A704_1072 P71 BXN71MA4		335
1.5	1427	3.5	926.5	50000				A704_926.5 P71 BXN71MA4		335
1.8	1199	1.3	778.2	20000				A504_778.2 P71 BXN71MA4		323
1.8	1164	2.4	755.4	30000				A604_755.4 P71 BXN71MA4		331
1.9	1091	1.4	707.9	20000				A504_707.9 P71 BXN71MA4		323
2.0	1074	2.6	697.3	30000				A604_697.3 P71 BXN71MA4		331
2.2	978	2.9	634.6	30000				A604_634.6 P71 BXN71MA4		331
2.2	972	1.5	631.2	20000				A504_631.2 P71 BXN71MA4		323
2.4	902	3.1	585.8	30000				A604_585.8 P71 BXN71MA4		331
2.4	885	1.7	574.2	20000				A504_574.2 P71 BXN71MA4		323
2.5	835	3.4	542.0	30000				A604_542.0 P71 BXN71MA4		331
2.6	816	1.8	529.5	20000				A504_529.5 P71 BXN71MA4		323
2.9	742	2.0	481.6	20000				A504_481.6 P71 BXN71MA4		323
3.1	688	2.2	446.8	20000				A504_446.8 P71 BXN71MA4		323
3.4	626	2.4	406.4	20000				A504_406.4 P71 BXN71MA4		323
3.6	611	1.4	376.8	15000	A413_376.8 S10 MXN10MA4		318	A413_376.8 P71 BXN71MA4		319



0.25 kW

n ₂ min ⁻¹	M ₂ Nm	S	i	R _{n2} N	IE3		IEC	
								
3.8	563	2.7	365.6	20000			A504_365.6 P71 BXN71MA4	323
3.9	550	0.9	339.3	12000	A353_339.3 S10 MXN10MA4	314	A353_339.3 P71 BXN71MA4	315
4.1	526	1.6	324.2	15000	A413_324.2 S10 MXN10MA4	318	A413_324.2 P71 BXN71MA4	319
4.1	512	2.9	332.6	20000			A504_332.6 P71 BXN71MA4	323
4.4	495	1.2	305.4	12000	A353_305.4 S10 MXN10MA4	314	A353_305.4 P71 BXN71MA4	315
4.7	460	1.8	291.7	15000	A413_291.7 S10 MXN10MA4	318	A413_291.7 P71 BXN71MA4	319
4.8	442	3.4	286.8	20000			A504_286.8 P71 BXN71MA4	323
4.9	440	0.9	271.5	9600	A303_271.5 S10 MXN10MA4	310	A303_271.5 P71 BXN71MA4	311
5.0	439	1.4	270.7	12000	A353_270.7 S10 MXN10MA4	314	A353_270.7 P71 BXN71MA4	315
5.1	426	2.0	262.5	15000	A413_262.5 S10 MXN10MA4	318	A413_262.5 P71 BXN71MA4	319
5.4	403	1.5	248.1	12000	A353_248.1 S10 MXN10MA4	314	A353_248.1 P71 BXN71MA4	315
5.6	385	1.0	244.3	9600	A303_244.3 S10 MXN10MA4	310	A303_244.3 P71 BXN71MA4	311
5.7	379	2.2	240.6	15000	A413_240.6 S10 MXN10MA4	318	A413_240.6 P71 BXN71MA4	319
6.0	362	1.7	223.2	12000	A353_223.2 S10 MXN10MA4	314	A353_223.2 P71 BXN71MA4	315
6.2	353	2.4	217.4	15000	A413_217.4 S10 MXN10MA4	318	A413_217.4 P71 BXN71MA4	319
6.2	351	1.0	216.6	9600	A303_216.6 S10 MXN10MA4	310	A303_216.6 P71 BXN71MA4	311
6.6	327	1.8	201.8	12000	A353_201.8 S10 MXN10MA4	314	A353_201.8 P71 BXN71MA4	315
7.0	313	1.1	198.5	9600	A303_198.5 S10 MXN10MA4	310	A303_198.5 P71 BXN71MA4	311
7.0	311	2.7	197.5	15000	A413_197.5 S10 MXN10MA4	318	A413_197.5 P71 BXN71MA4	319
7.1	306	2.0	188.3	12000	A353_188.3 S10 MXN10MA4	314	A353_188.3 P71 BXN71MA4	315
7.3	299	2.8	184.4	15000	A413_184.4 S10 MXN10MA4	318	A413_184.4 P71 BXN71MA4	319
7.5	290	1.2	178.5	9600	A303_178.5 S10 MXN10MA4	310	A303_178.5 P71 BXN71MA4	311
7.8	279	2.2	171.8	12000	A353_171.8 S10 MXN10MA4	314	A353_171.8 P71 BXN71MA4	315
8.4	257	0.9	163.4	6200	A203_163.4 S10 MXN10MA4	306	A203_163.4 P71 BXN71MA4	307
8.5	254	1.3	161.4	9600	A303_161.4 S10 MXN10MA4	310	A303_161.4 P71 BXN71MA4	311
8.9	244	1.4	150.7	9600	A303_150.7 S10 MXN10MA4	310	A303_150.7 P71 BXN71MA4	311
8.9	244	2.5	150.6	12000	A353_150.6 S10 MXN10MA4	314	A353_150.6 P71 BXN71MA4	315
9.2	237	1.0	146.1	6200	A203_146.1 S10 MXN10MA4	306	A203_146.1 P71 BXN71MA4	307
9.8	221	2.6	136.3	12000	A353_136.3 S10 MXN10MA4	314	A353_136.3 P71 BXN71MA4	315
10.0	216	1.5	137.4	9600	A303_137.4 S10 MXN10MA4	310	A303_137.4 P71 BXN71MA4	311
10.7	203	1.1	129.1	6200	A203_129.1 S10 MXN10MA4	306	A203_129.1 P71 BXN71MA4	307
11.1	196	1.1	120.5	6200	A203_120.5 S10 MXN10MA4	306	A203_120.5 P71 BXN71MA4	307
11.1	195	1.5	120.5	9600	A303_120.5 S10 MXN10MA4	310	A303_120.5 P71 BXN71MA4	311
11.5	190	3.0	116.9	12000	A353_116.9 S10 MXN10MA4	314	A353_116.9 P71 BXN71MA4	315
12.6	172	1.2	109.2	6200	A203_109.2 S10 MXN10MA4	306	A203_109.2 P71 BXN71MA4	307
12.7	172	1.7	109.1	9600	A303_109.1 S10 MXN10MA4	310	A303_109.1 P71 BXN71MA4	311
12.7	171	3.1	105.5	12000	A353_105.5 S10 MXN10MA4	314	A353_105.5 P71 BXN71MA4	315
14.2	159	1.9	97.5	9600			A302_97.5 P71 BXN71MA4	311
14.4	156	3.5	95.6	12000			A352_95.6 P71 BXN71MA4	315
14.5	155	1.3	92.3	6200	A202_92.3 S10 MXN10MA4	306	A202_92.3 P71 BXN71MA4	307
15.9	141	2.3	86.7	9600			A302_86.7 P71 BXN71MA4	311
16.8	134	1.6	79.9	6200	A202_79.9 S10 MXN10MA4	306	A202_79.9 P71 BXN71MA4	307
17.5	128	1.2	76.4	5500	A102_76.4 S10 MXN10MA4	302	A102_76.4 P71 BXN71MA4	303
18.0	125	2.8	76.5	9600			A302_76.5 P71 BXN71MA4	311
19.4	116	1.8	71.0	6200	A202_71.0 S10 MXN10MA4	306	A202_71.0 P71 BXN71MA4	307
20.3	110	0.9	65.9	3610			A052_65.9 P71 BXN71MA4	299
20.3	110	1.4	65.9	5500	A102_65.9 S10 MXN10MA4	302	A102_65.9 P71 BXN71MA4	303
21.2	106	2.3	63.1	6200	A202_63.1 S10 MXN10MA4	306	A202_63.1 P71 BXN71MA4	307
22.9	98	1.0	58.6	3540			A052_58.6 P71 BXN71MA4	299
23.5	95	1.6	58.6	5500	A102_58.6 S10 MXN10MA4	302	A102_58.6 P71 BXN71MA4	303
25.0	90	2.8	53.7	6200	A202_53.7 S10 MXN10MA4	306	A202_53.7 P71 BXN71MA4	307
26.1	86	1.2	51.3	3450			A052_51.3 P71 BXN71MA4	299
26.1	86	1.7	51.3	5500	A102_51.3 S10 MXN10MA4	302	A102_51.3 P71 BXN71MA4	303
28.6	79	3.2	48.3	6180	A202_48.3 S10 MXN10MA4	306	A202_48.3 P71 BXN71MA4	307
29.5	76	1.3	45.4	3370			A052_45.4 P71 BXN71MA4	299
29.5	76	2.0	45.4	5500	A102_45.4 S10 MXN10MA4	302	A102_45.4 P71 BXN71MA4	303
33	68	1.5	40.9	3290	A052_40.9 S10 MXN10MA4	299	A052_40.9 P71 BXN71MA4	299
34	66	2.3	40.9	5500	A102_40.9 S10 MXN10MA4	302	A102_40.9 P71 BXN71MA4	303
38	59	1.7	35.1	3180			A052_35.1 P71 BXN71MA4	299
38	59	2.5	35.1	5260	A102_35.1 S10 MXN10MA4	302	A102_35.1 P71 BXN71MA4	303
42	54	1.9	32.2	3120			A052_32.2 P71 BXN71MA4	299
43	52	2.9	32.2	5500	A102_32.2 S10 MXN10MA4	302	A102_32.2 P71 BXN71MA4	303
47	48	2.1	28.6	3030			A052_28.6 P71 BXN71MA4	299
47	48	3.1	28.6	4970	A102_28.6 S10 MXN10MA4	302	A102_28.6 P71 BXN71MA4	303
53	43	2.3	25.5	2940			A052_25.5 P71 BXN71MA4	299

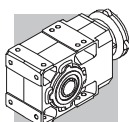


0.25 kW

n ₂ min ⁻¹	M ₂ Nm	S	i	R _{n2} N	IE3		IEC	IE3
56	40	2.5	23.8	2890			A052_23.8 P71 BXN71MA4	299
63	36	2.8	21.4	2810			A052_21.4 P71 BXN71MA4	299
72	31	3.2	18.6	2710			A052_18.6 P71 BXN71MA4	299
84	27	3.7	16.4	2620			A052_16.4 P71 BXN71MA4	299
99	23	4.4	13.9	2500			A052_13.9 P71 BXN71MA4	299
112	20	5.0	12.3	2420			A052_12.3 P71 BXN71MA4	299
131	17.2	5.8	10.6	2310			A052_10.6 P71 BXN71MA4	299
144	15.7	6.4	9.6	2260			A052_9.6 P71 BXN71MA4	299
162	13.9	7.2	8.5	2180			A052_8.5 P71 BXN71MA4	299
191	11.7	8.5	7.2	2070			A052_7.2 P71 BXN71MA4	299
218	10.3	9.7	6.3	1990			A052_6.3 P71 BXN71MA4	299
252	8.9	10.7	5.5	1900			A052_5.5 P71 BXN71MA4	299
285	7.9	12.1	9.6	1820				
322	7.0	12.9	8.5	1750				
380	5.9	14.4	7.2	1660				
433	5.2	15.4	6.3	1590				
501	4.5	16.7	5.5	1520				

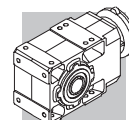
0.37 kW

n ₂ min ⁻¹	M ₂ Nm	S	i	R _{n2} N	IE1		IE2		IEC	IE1	IE2
0.56	5644	2.5	1632	75000	A904_1632 S1 M1LA6				340	A904_1632 P80 BN80A6	341
0.63	4972	1.6	1438	65000	A804_1438 S1 M1LA6				337	A804_1438 P80 BN80A6	338
0.74	4226	3.3	1222	75000	A904_1222 S1 M1LA6				340	A904_1222 P80 BN80A6	341
0.80	3939	1.3	1715	50000	A704_1715 S1 M1SD4	A704_1715 S1 ME1SB4			334	A704_1715 P71 BN71B4	335
0.87	3636	1.4	1583	50000	A704_1583 S1 M1SD4	A704_1583 S1 ME1SB4			334	A704_1583 P71 BN71B4	335
0.88	3577	2.2	1558	65000	A804_1558 S1 M1SD4	A804_1558 S1 ME1SB4			337	A804_1558 P71 BN71B4	338
0.95	3302	2.4	1438	65000	A804_1438 S1 M1SD4	A804_1438 S1 ME1SB4			337	A804_1438 P71 BN71B4	338
1.0	3091	1.6	1346	50000	A704_1346 S1 M1SD4	A704_1346 S1 ME1SB4			334	A704_1346 P71 BN71B4	335
1.0	3077	2.6	1340	65000	A804_1340 S1 M1SD4	A804_1340 S1 ME1SB4			337	A804_1340 P71 BN71B4	338
1.1	2853	1.8	1242	50000	A704_1242 S1 M1SD4	A704_1242 S1 ME1SB4			334	A704_1242 P71 BN71B4	335
1.1	2841	2.8	1237	65000	A804_1237 S1 M1SD4	A804_1237 S1 ME1SB4			337	A804_1237 P71 BN71B4	338
1.2	2668	1.9	1161	50000	A704_1161 S1 M1SD4	A704_1161 S1 ME1SB4			334	A704_1161 P71 BN71B4	335
1.3	2492	3.2	1085	65000	A804_1085 S1 M1SD4	A804_1085 S1 ME1SB4			337	A804_1085 P71 BN71B4	338
1.3	2462	2.0	1072	50000	A704_1072 S1 M1SD4	A704_1072 S1 ME1SB4			334	A704_1072 P71 BN71B4	335
1.4	2300	3.5	1001	65000	A804_1001 S1 M1SD4	A804_1001 S1 ME1SB4			337	A804_1001 P71 BN71B4	338
1.5	2128	2.3	926.5	50000	A704_926.5 S1 M1SD4	A704_926.5 S1 ME1SB4			334	A704_926.5 P71 BN71B4	335
1.6	1964	2.5	855.3	50000	A704_855.3 S1 M1SD4	A704_855.3 S1 ME1SB4			334	A704_855.3 P71 BN71B4	335
1.8	1754	2.8	763.9	50000	A704_763.9 S1 M1SD4	A704_763.9 S1 ME1SB4			334	A704_763.9 P71 BN71B4	335
1.8	1735	1.6	755.4	30000	A604_755.4 S1 M1SD4	A604_755.4 S1 ME1SB4			330	A604_755.4 P71 BN71B4	331
1.9	1626	0.9	707.9	20000	A504_707.9 S1 M1SD4	A504_707.9 S1 ME1SB4			322	A504_707.9 P71 BN71B4	323
1.9	1619	3.1	705.1	50000	A704_705.1 S1 M1SD4	A704_705.1 S1 ME1SB4			334	A704_705.1 P71 BN71B4	335
2.0	1601	1.7	697.3	30000	A604_697.3 S1 M1SD4	A604_697.3 S1 ME1SB4			330	A604_697.3 P71 BN71B4	331
2.1	1481	3.4	644.6	50000	A704_644.6 S1 M1SD4	A704_644.6 S1 ME1SB4			334	A704_644.6 P71 BN71B4	335
2.2	1457	1.9	634.6	30000	A604_634.6 S1 M1SD4	A604_634.6 S1 ME1SB4			330	A604_634.6 P71 BN71B4	331
2.2	1450	1.0	631.2	20000	A504_631.2 S1 M1SD4	A504_631.2 S1 ME1SB4			322	A504_631.2 P71 BN71B4	323
2.3	1345	2.1	585.8	30000	A604_585.8 S1 M1SD4	A604_585.8 S1 ME1SB4			330	A604_585.8 P71 BN71B4	331
2.4	1319	1.1	574.2	20000	A504_574.2 S1 M1SD4	A504_574.2 S1 ME1SB4			322	A504_574.2 P71 BN71B4	323
2.5	1245	2.2	542.0	30000	A604_542.0 S1 M1SD4	A604_542.0 S1 ME1SB4			330	A604_542.0 P71 BN71B4	331
2.6	1216	1.2	529.5	20000	A504_529.5 S1 M1SD4	A504_529.5 S1 ME1SB4			322	A504_529.5 P71 BN71B4	323
2.7	1149	2.4	500.3	30000	A604_500.3 S1 M1SD4	A604_500.3 S1 ME1SB4			330	A604_500.3 P71 BN71B4	331
2.8	1106	1.4	481.6	20000	A504_481.6 S1 M1SD4	A504_481.6 S1 ME1SB4			322	A504_481.6 P71 BN71B4	323
3.1	1026	1.5	446.8	20000	A504_446.8 S1 M1SD4	A504_446.8 S1 ME1SB4			322	A504_446.8 P71 BN71B4	323
3.1	1007	2.8	438.4	30000	A604_438.4 S1 M1SD4	A604_438.4 S1 ME1SB4			330	A604_438.4 P71 BN71B4	331
3.4	933	1.6	406.4	20000	A504_406.4 S1 M1SD4	A504_406.4 S1 ME1SB4			322	A504_406.4 P71 BN71B4	323
3.4	929	3.0	404.7	30000	A604_404.7 S1 M1SD4	A604_404.7 S1 ME1SB4			330	A604_404.7 P71 BN71B4	331
3.6	885	1.0	376.8	15000	A413_376.8 S1 M1SD4	A413_376.8 S1 ME1SB4			318	A413_376.8 P71 BN71B4	319
3.7	840	1.8	365.6	20000	A504_365.6 S1 M1SD4	A504_365.6 S1 ME1SB4			322	A504_365.6 P71 BN71B4	323
3.9	807	3.5	351.2	30000	A604_351.2 S1 M1SD4	A604_351.2 S1 ME1SB4			330	A604_351.2 P71 BN71B4	331
4.1	764	2.0	332.6	20000	A504_332.6 S1 M1SD4	A504_332.6 S1 ME1SB4			322	A504_332.6 P71 BN71B4	323
4.2	761	1.1	324.2	15000	A413_324.2 S1 M1SD4	A413_324.2 S1 ME1SB4			318	A413_324.2 P71 BN71B4	319

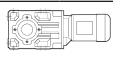





0.37 kW

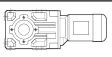



n ₂ min-1	M ₂ Nm	S	i	R _{n2} N				IEC		
					IE1	IE2		IE1	IE2	
4.7	685	1.2	291.7	15000	A413_291.7 S1 M1SD4	A413_291.7 S1 ME1SB4	318	A413_291.7 P71 BN71B4	A413_291.7 P71 BE71B4	319
4.8	659	2.3	286.8	20000	A504_286.8 S1 M1SD4	A504_286.8 S1 ME1SB4	322	A504_286.8 P71 BN71B4	A504_286.8 P71 BE71B4	323
5.1	636	0.9	270.7	12000	A353_270.7 S1 M1SD4	A353_270.7 S1 ME1SB4	314	A353_270.7 P71 BN71B4	A353_270.7 P71 BE71B4	315
5.2	616	1.4	262.5	15000	A413_262.5 S1 M1SD4	A413_262.5 S1 ME1SB4	318	A413_262.5 P71 BN71B4	A413_262.5 P71 BE71B4	319
5.3	599	2.5	260.9	20000	A504_260.9 S1 M1SD4	A504_260.9 S1 ME1SB4	322	A504_260.9 P71 BN71B4	A504_260.9 P71 BE71B4	323
5.5	583	1.0	248.1	12000	A353_248.1 S1 M1SD4	A353_248.1 S1 ME1SB4	314	A353_248.1 P71 BN71B4	A353_248.1 P71 BE71B4	315
5.7	565	1.5	240.6	15000	A413_240.6 S1 M1SD4	A413_240.6 S1 ME1SB4	318	A413_240.6 P71 BN71B4	A413_240.6 P71 BE71B4	319
5.9	533	2.8	232.0	20000	A504_232.0 S1 M1SD4	A504_232.0 S1 ME1SB4	322	A504_232.0 P71 BN71B4	A504_232.0 P71 BE71B4	323
6.1	524	1.1	223.2	12000	A353_223.2 S1 M1SD4	A353_223.2 S1 ME1SB4	314	A353_223.2 P71 BN71B4	A353_223.2 P71 BE71B4	315
6.3	511	1.7	217.4	15000	A413_217.4 S1 M1SD4	A413_217.4 S1 ME1SB4	318	A413_217.4 P71 BN71B4	A413_217.4 P71 BE71B4	319
6.5	485	3.1	211.0	20000	A504_211.0 S1 M1SD4	A504_211.0 S1 ME1SB4	322	A504_211.0 P71 BN71B4	A504_211.0 P71 BE71B4	323
6.8	474	1.3	201.8	12000	A353_201.8 S1 M1SD4	A353_201.8 S1 ME1SB4	314	A353_201.8 P71 BN71B4	A353_201.8 P71 BE71B4	315
6.9	464	1.8	197.5	15000	A413_197.5 S1 M1SD4	A413_197.5 S1 ME1SB4	318	A413_197.5 P71 BN71B4	A413_197.5 P71 BE71B4	319
7.2	448	3.4	190.6	20000	A503_190.6 S1 M1SD4	A503_190.6 S1 ME1SB4	322	A503_190.6 P71 BN71B4	A503_190.6 P71 BE71B4	323
7.3	442	1.4	188.3	12000	A353_188.3 S1 M1SD4	A353_188.3 S1 ME1SB4	314	A353_188.3 P71 BN71B4	A353_188.3 P71 BE71B4	315
7.4	433	2.0	184.4	15000	A413_184.4 S1 M1SD4	A413_184.4 S1 ME1SB4	318	A413_184.4 P71 BN71B4	A413_184.4 P71 BE71B4	319
8.0	403	1.5	171.8	12000	A353_171.8 S1 M1SD4	A353_171.8 S1 ME1SB4	314	A353_171.8 P71 BN71B4	A353_171.8 P71 BE71B4	315
9.1	354	0.9	150.7	9600	A303_150.7 S1 M1SD4	A303_150.7 S1 ME1SB4	310	A303_150.7 P71 BN71B4	A303_150.7 P71 BE71B4	311
9.1	354	1.7	150.6	12000	A353_150.6 S1 M1SD4	A353_150.6 S1 ME1SB4	314	A353_150.6 P71 BN71B4	A353_150.6 P71 BE71B4	315
9.3	345	2.5	146.9	15000	A413_146.9 S1 M1SD4	A413_146.9 S1 ME1SB4	318	A413_146.9 P71 BN71B4	A413_146.9 P71 BE71B4	319
10.0	323	1.0	137.4	9600	A303_137.4 S1 M1SD4	A303_137.4 S1 ME1SB4	310	A303_137.4 P71 BN71B4	A303_137.4 P71 BE71B4	311
10.0	320	1.8	136.3	12000	A353_136.3 S1 M1SD4	A353_136.3 S1 ME1SB4	314	A353_136.3 P71 BN71B4	A353_136.3 P71 BE71B4	315
11.4	283	1.1	120.5	9600	A303_120.5 S1 M1SD4	A303_120.5 S1 ME1SB4	310	A303_120.5 P71 BN71B4	A303_120.5 P71 BE71B4	311
11.7	275	2.0	116.9	12000	A353_116.9 S1 M1SD4	A353_116.9 S1 ME1SB4	314	A353_116.9 P71 BN71B4	A353_116.9 P71 BE71B4	315
11.8	272	3.1	115.9	15000	A413_115.9 S1 M1SD4	A413_115.9 S1 ME1SB4	318	A413_115.9 P71 BN71B4	A413_115.9 P71 BE71B4	319
12.6	256	1.2	109.1	9600	A303_109.1 S1 M1SD4	A303_109.1 S1 ME1SB4	310	A303_109.1 P71 BN71B4	A303_109.1 P71 BE71B4	311
13.0	248	2.1	105.5	12000	A353_105.5 S1 M1SD4	A353_105.5 S1 ME1SB4	314	A353_105.5 P71 BN71B4	A353_105.5 P71 BE71B4	315
14.1	237	1.3	97.5	9600				A302_97.5 P71 BN71B4	A302_97.5 P71 BE71B4	311
14.3	232	2.3	95.6	12000	A352_95.6 S1 M1SD4	A352_95.6 S1 ME1SB4	314	A352_95.6 P71 BN71B4	A352_95.6 P71 BE71B4	315
15.8	210	1.5	86.7	9600				A302_86.7 P71 BN71B4	A302_86.7 P71 BE71B4	311
16.6	200	3.0	82.5	12000	A352_82.5 S1 M1SD4	A352_82.5 S1 ME1SB4	314	A352_82.5 P71 BN71B4	A352_82.5 P71 BE71B4	315
17.2	194	1.1	79.9	6200				A202_79.9 P71 BN71B4	A202_79.9 P71 BE71B4	307
17.9	186	1.9	76.5	9600	A302_76.5 S1 M1SD4	A302_76.5 S1 ME1SB4	310	A302_76.5 P71 BN71B4	A302_76.5 P71 BE71B4	311
18.4	180	3.3	74.3	12000	A352_74.3 S1 M1SD4	A352_74.3 S1 ME1SB4	314	A352_74.3 P71 BN71B4	A352_74.3 P71 BE71B4	315
19.3	172	1.2	71.0	6200				A202_71.0 P71 BN71B4	A202_71.0 P71 BE71B4	307
20.7	160	2.4	66.0	9350	A302_66.0 S1 M1SD4	A302_66.0 S1 ME1SB4	310	A302_66.0 P71 BN71B4	A302_66.0 P71 BE71B4	311
20.8	160	0.9	65.9	5500				A102_65.9 P71 BN71B4	A102_65.9 P71 BE71B4	303
21.7	153	1.6	63.1	6200	A202_63.1 S1 M1SD4	A202_63.1 S1 ME1SB4	306	A202_63.1 P71 BN71B4	A202_63.1 P71 BE71B4	307
23.1	144	2.8	59.4	9080	A302_59.4 S1 M1SD4	A302_59.4 S1 ME1SB4	310	A302_59.4 P71 BN71B4	A302_59.4 P71 BE71B4	311
23.4	142	1.1	58.6	5500				A102_58.6 P71 BN71B4	A102_58.6 P71 BE71B4	303
25.5	130	1.9	53.7	6090	A202_53.7 S1 M1SD4	A202_53.7 S1 ME1SB4	306	A202_53.7 P71 BN71B4	A202_53.7 P71 BE71B4	307
26.0	128	3.2	52.7	8790	A302_52.7 S1 M1SD4	A302_52.7 S1 ME1SB4	310	A302_52.7 P71 BN71B4	A302_52.7 P71 BE71B4	311
26.7	124	1.2	51.3	5490	A102_51.3 S1 M1SD4	A102_51.3 S1 ME1SB4	302	A102_51.3 P71 BN71B4	A102_51.3 P71 BE71B4	303
28.4	117	2.1	48.3	5940	A202_48.3 S1 M1SD4	A202_48.3 S1 ME1SB4	306	A202_48.3 P71 BN71B4	A202_48.3 P71 BE71B4	307
28.4	117	3.5	48.3	8580	A302_48.3 S1 M1SD4	A302_48.3 S1 ME1SB4	310	A302_48.3 P71 BN71B4	A302_48.3 P71 BE71B4	311
30	110	0.9	45.4	3060	A052_45.4 S1 M1SD4	A052_45.4 S1 ME1SB4	299	A052_45.4 P71 BN71B4	A052_45.4 P71 BE71B4	299
30	110	1.4	45.4	5350	A102_45.4 S1 M1SD4	A102_45.4 S1 ME1SB4	302	A102_45.4 P71 BN71B4	A102_45.4 P71 BE71B4	303
32	105	2.4	43.2	5780	A202_43.2 S1 M1SD4	A202_43.2 S1 ME1SB4	306	A202_43.2 P71 BN71B4	A202_43.2 P71 BE71B4	307
34	99	1.0	40.9	3020	A052_40.9 S1 M1SD4	A052_40.9 S1 ME1SB4	299	A052_40.9 P71 BN71B4	A052_40.9 P71 BE71B4	299
34	99	1.5	40.9	5500	A102_40.9 S1 M1SD4	A102_40.9 S1 ME1SB4	302	A102_40.9 P71 BN71B4	A102_40.9 P71 BE71B4	303
35	96	2.6	39.6	5650	A202_39.6 S1 M1SD4	A202_39.6 S1 ME1SB4	306	A202_39.6 P71 BN71B4	A202_39.6 P71 BE71B4	307
39	86	2.9	35.4	5480	A202_35.4 S1 M1SD4	A202_35.4 S1 ME1SB4	306	A202_35.4 P71 BN71B4	A202_35.4 P71 BE71B4	307
39	85	1.2	35.1	2950	A052_35.1 S1 M1SD4	A052_35.1 S1 ME1SB4	299	A052_35.1 P71 BN71B4	A052_35.1 P71 BE71B4	299
39	85	1.8	35.1	5040	A102_35.1 S1 M1SD4	A102_35.1 S1 ME1SB4	302	A102_35.1 P71 BN71B4	A102_35.1 P71 BE71B4	303
43	78	1.3	32.2	2900	A052_32.2 S1 M1SD4	A052_32.2 S1 ME1SB4	299	A052_32.2 P71 BN71B4	A052_32.2 P71 BE71B4	299
43	78	1.9	32.2	5500	A102_32.2 S1 M1SD4	A102_32.2 S1 ME1SB4	302	A102_32.2 P71 BN71B4	A102_32.2 P71 BE71B4	303
44	76	3.3	31.3	5310	A202_31.3 S1 M1SD4	A202_31.3 S1 ME1SB4	306	A202_31.3 P71 BN71B4	A202_31.3 P71 BE71B4	307
47	71	3.5	29.2	5210	A202_29.2 S1 M1SD4	A202_29.2 S1 ME1SB4	306	A202_29.2 P71 BN71B4	A202_29.2 P71 BE71B4	307
48	69	1.4	28.6	2840	A052_28.6 S1 M1SD4	A052_28.6 S1 ME1SB4	299	A052_28.6 P71 BN71B4	A052_28.6 P71 BE71B4	299
48	69	2.2	28.6	4790	A102_28.6 S1 M1SD4	A102_28.6 S1 ME1SB4	302	A102_28.6 P71 BN71B4	A102_28.6 P71 BE71B4	303
54	62	1.6	25.5	2770	A052_25.5 S1 M1SD4	A052_25.5 S1 ME1SB4	299	A052_25.5 P71 BN71B4	A052_25.5 P71 BE71B4	299
54	62	2.4	25.5	5500	A102_25.5 S1 M1SD4	A102_25.5 S1 ME1SB4	302	A102_25.5 P71 BN71B4	A102_25.5 P71 BE71B4	303
58	58	1.7	23.8	2730	A052_23.8 S1 M1SD4	A052_23.8 S1 ME1SB4	299	A052_23.8 P71 BN71B4	A052_23.8 P71 BE71B4	299
58	58	2.6	23.8	4570	A102_23.8 S1 M1SD4	A102_23.8 S1 ME1SB4	302	A102_23.8 P71 BN71B4	A102_23.8 P71 BE71B4	303
64	52	1.9	21.4	2670	A052_21.4 S1 M1SD4	A052_21.4 S1 ME1SB4	299	A052_21.4 P71 BN71B4	A052_21.4 P71 BE71B4	299

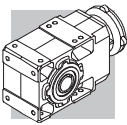


0.37 kW

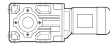



n ₂ min ⁻¹	M ₂ Nm	S	i	R _{n2} N						
					IE1	IE2		IE1	IE2	
64	52	2.9	21.4	5270	A102_21.4 S1 M1SD4	A102_21.4 S1 ME1SB4	302	A102_21.4 P71 BN71B4	A102_21.4 P71 BE71B4	303
74	45	2.2	18.6	2590	A052_18.6 S1 M1SD4	A052_18.6 S1 ME1SB4	299	A052_18.6 P71 BN71B4	A052_18.6 P71 BE71B4	299
74	45	3.3	18.6	4270	A102_18.6 S1 M1SD4	A102_18.6 S1 ME1SB4	302	A102_18.6 P71 BN71B4	A102_18.6 P71 BE71B4	303
83	40	2.5	16.4	2510	A052_16.4 S1 M1SD4	A052_16.4 S1 ME1SB4	299	A052_16.4 P71 BN71B4	A052_16.4 P71 BE71B4	299
98	34	3.0	13.9	2410	A052_13.9 S1 M1SD4	A052_13.9 S1 ME1SB4	299	A052_13.9 P71 BN71B4	A052_13.9 P71 BE71B4	299
111	30	3.3	12.3	2350	A052_12.3 S1 M1SD4	A052_12.3 S1 ME1SB4	299	A052_12.3 P71 BN71B4	A052_12.3 P71 BE71B4	299
130	26	3.9	10.6	2240	A052_10.6 S1 M1SD4	A052_10.6 S1 ME1SB4	299	A052_10.6 P71 BN71B4	A052_10.6 P71 BE71B4	299
142	23	4.3	9.6	2190	A052_9.6 S1 M1SD4	A052_9.6 S1 ME1SB4	299	A052_9.6 P71 BN71B4	A052_9.6 P71 BE71B4	299
161	21	4.8	8.5	2120	A052_8.5 S1 M1SD4	A052_8.5 S1 ME1SB4	299	A052_8.5 P71 BN71B4	A052_8.5 P71 BE71B4	299
190	17.5	5.7	7.2	2030	A052_7.2 S1 M1SD4	A052_7.2 S1 ME1SB4	299	A052_7.2 P71 BN71B4	A052_7.2 P71 BE71B4	299
216	15.4	6.5	6.3	1950	A052_6.3 S1 M1SD4	A052_6.3 S1 ME1SB4	299	A052_6.3 P71 BN71B4	A052_6.3 P71 BE71B4	299
228	14.6	6.8	12.3	1920	A052_12.3 S05 M05C2		299	A052_12.3 P71 BN71A2		299
251	13.3	7.2	5.5	1870	A052_5.5 S1 M1SD4	A052_5.5 S1 ME1SB4	299	A052_5.5 P71 BN71B4	A052_5.5 P71 BE71B4	299
265	12.5	6.4	10.6	1830	A052_10.6 S05 M05C2		299	A052_10.6 P71 BN71A2		299
291	11.4	8.3	9.6	1790	A052_9.6 S05 M05C2		299	A052_9.6 P71 BN71A2		299
331	10.0	9.0	8.5	1720	A052_8.5 S05 M05C2		299	A052_8.5 P71 BN71A2		299
388	8.6	9.9	7.2	1640	A052_7.2 S05 M05C2		299	A052_7.2 P71 BN71A2		299
445	7.5	10.7	6.3	1570	A052_6.3 S05 M05C2		299	A052_6.3 P71 BN71A2		299
512	6.5	11.6	5.5	1500	A052_5.5 S05 M05C2		299			299

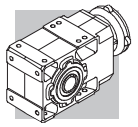
0.37 kW

n ₂ min ⁻¹	M ₂ Nm	S	i	R _{n2} N						
					IE3	IE3		IE3	IE3	
0.56	5644	2.5	1632	75000						
0.63	4972	1.6	1438	65000						
0.74	4226	3.3	1222	75000						
0.80	3939	1.3	1715	50000				A704_1715 P71 BXN71MB4		335
0.87	3636	1.4	1583	50000				A704_1583 P71 BXN71MB4		335
0.88	3577	2.2	1558	65000				A804_1558 P71 BXN71MB4		338
0.95	3302	2.4	1438	65000				A804_1438 P71 BXN71MB4		338
1.0	3091	1.6	1346	50000				A704_1346 P71 BXN71MB4		335
1.0	3077	2.6	1340	65000				A804_1340 P71 BXN71MB4		338
1.1	2853	1.8	1242	50000				A704_1242 P71 BXN71MB4		335
1.1	2841	2.8	1237	65000				A804_1237 P71 BXN71MB4		338
1.2	2668	1.9	1161	50000				A704_1161 P71 BXN71MB4		335
1.3	2492	3.2	1085	65000				A804_1085 P71 BXN71MB4		338
1.3	2462	2.0	1072	50000				A704_1072 P71 BXN71MB4		335
1.4	2300	3.5	1001	65000				A804_1001 P71 BXN71MB4		338
1.5	2128	2.3	926.5	50000				A704_926.5 P71 BXN71MB4		335
1.6	1964	2.5	855.3	50000				A704_855.3 P71 BXN71MB4		335
1.8	1754	2.8	763.9	50000				A704_763.9 P71 BXN71MB4		335
1.8	1735	1.6	755.4	30000				A604_755.4 P71 BXN71MB4		331
1.9	1626	0.9	707.9	20000	A504_707.9 S10 MXN10MB4		322	A504_707.9 P71 BXN71MB4		323
1.9	1619	3.1	705.1	50000				A704_705.1 P71 BXN71MB4		335
2.0	1601	1.7	697.3	30000				A604_697.3 P71 BXN71MB4		331
2.1	1481	3.4	644.6	50000				A704_644.6 P71 BXN71MB4		335
2.2	1457	1.9	634.6	30000				A604_634.6 P71 BXN71MB4		331
2.2	1450	1.0	631.2	20000	A504_631.2 S10 MXN10MB4		322	A504_631.2 P71 BXN71MB4		323
2.3	1345	2.1	585.8	30000				A604_585.8 P71 BXN71MB4		331
2.4	1319	1.1	574.2	20000	A504_574.2 S10 MXN10MB4		322	A504_574.2 P71 BXN71MB4		323
2.5	1245	2.2	542.0	30000				A604_542.0 P71 BXN71MB4		331
2.6	1216	1.2	529.5	20000	A504_529.5 S10 MXN10MB4		322	A504_529.5 P71 BXN71MB4		323
2.7	1149	2.4	500.3	30000				A604_500.3 P71 BXN71MB4		331
2.8	1106	1.4	481.6	20000	A504_481.6 S10 MXN10MB4		322	A504_481.6 P71 BXN71MB4		323
3.1	1026	1.5	446.8	20000	A504_446.8 S10 MXN10MB4		322	A504_446.8 P71 BXN71MB4		323
3.1	1007	2.8	438.4	30000				A604_438.4 P71 BXN71MB4		331
3.4	933	1.6	406.4	20000	A504_406.4 S10 MXN10MB4		322	A504_406.4 P71 BXN71MB4		323
3.4	929	3.0	404.7	30000				A604_404.7 P71 BXN71MB4		331
3.6	885	1.0	376.8	15000	A413_376.8 S10 MXN10MB4		318	A413_376.8 P71 BXN71MB4		319
3.7	840	1.8	365.6	20000	A504_365.6 S10 MXN10MB4		322	A504_365.6 P71 BXN71MB4		323
3.9	807	3.5	351.2	30000				A604_351.2 P71 BXN71MB4		331



0.37 kW

n ₂ min ⁻¹	M ₂ Nm	S	i	R _{n2} N	IE3		IEC	
								
4.1	764	2.0	332.6	20000	A504_332.6 S10 MXN10MB4	322	A504_332.6 P71 BXN71MB4	323
4.2	761	1.1	324.2	15000	A413_324.2 S10 MXN10MB4	318	A413_324.2 P71 BXN71MB4	319
4.7	685	1.2	291.7	15000	A413_291.7 S10 MXN10MB4	318	A413_291.7 P71 BXN71MB4	319
4.8	659	2.3	286.8	20000	A504_286.8 S10 MXN10MB4	322	A504_286.8 P71 BXN71MB4	323
5.1	636	0.9	270.7	12000	A353_270.7 S10 MXN10MB4	314	A353_270.7 P71 BXN71MB4	315
5.2	616	1.4	262.5	15000	A413_262.5 S10 MXN10MB4	318	A413_262.5 P71 BXN71MB4	319
5.3	599	2.5	260.9	20000	A504_260.9 S10 MXN10MB4	322	A504_260.9 P71 BXN71MB4	323
5.5	583	1.0	248.1	12000	A353_248.1 S10 MXN10MB4	314	A353_248.1 P71 BXN71MB4	315
5.7	565	1.5	240.6	15000	A413_240.6 S10 MXN10MB4	318	A413_240.6 P71 BXN71MB4	319
5.9	533	2.8	232.0	20000	A504_232.0 S10 MXN10MB4	322	A504_232.0 P71 BXN71MB4	323
6.1	524	1.1	223.2	12000	A353_223.2 S10 MXN10MB4	314	A353_223.2 P71 BXN71MB4	315
6.3	511	1.7	217.4	15000	A413_217.4 S10 MXN10MB4	318	A413_217.4 P71 BXN71MB4	319
6.5	485	3.1	211.0	20000	A504_211.0 S10 MXN10MB4	322	A504_211.0 P71 BXN71MB4	323
6.8	474	1.3	201.8	12000	A353_201.8 S10 MXN10MB4	314	A353_201.8 P71 BXN71MB4	315
6.9	464	1.8	197.5	15000	A413_197.5 S10 MXN10MB4	318	A413_197.5 P71 BXN71MB4	319
7.2	448	3.4	190.6	20000	A503_190.6 S10 MXN10MB4	322	A503_190.6 P71 BXN71MB4	323
7.3	442	1.4	188.3	12000	A353_188.3 S10 MXN10MB4	314	A353_188.3 P71 BXN71MB4	315
7.4	433	2.0	184.4	15000	A413_184.4 S10 MXN10MB4	318	A413_184.4 P71 BXN71MB4	319
8.0	403	1.5	171.8	12000	A353_171.8 S10 MXN10MB4	314	A353_171.8 P71 BXN71MB4	315
9.1	354	0.9	150.7	9600	A303_150.7 S10 MXN10MB4	310	A303_150.7 P71 BXN71MB4	311
9.1	354	1.7	150.6	12000	A353_150.6 S10 MXN10MB4	314	A353_150.6 P71 BXN71MB4	315
9.3	345	2.5	146.9	15000	A413_146.9 S10 MXN10MB4	318	A413_146.9 P71 BXN71MB4	319
10.0	323	1.0	137.4	9600	A303_137.4 S10 MXN10MB4	310	A303_137.4 P71 BXN71MB4	311
10.0	320	1.8	136.3	12000	A353_136.3 S10 MXN10MB4	314	A353_136.3 P71 BXN71MB4	315
11.4	283	1.1	120.5	9600	A303_120.5 S10 MXN10MB4	310	A303_120.5 P71 BXN71MB4	311
11.7	275	2.0	116.9	12000	A353_116.9 S10 MXN10MB4	314	A353_116.9 P71 BXN71MB4	315
11.8	272	3.1	115.9	15000	A413_115.9 S10 MXN10MB4	318	A413_115.9 P71 BXN71MB4	319
12.6	256	1.2	109.1	9600	A303_109.1 S10 MXN10MB4	310	A303_109.1 P71 BXN71MB4	311
13.0	248	2.1	105.5	12000	A353_105.5 S10 MXN10MB4	314	A353_105.5 P71 BXN71MB4	315
14.1	237	1.3	97.5	9600			A302_97.5 P71 BXN71MB4	311
14.3	232	2.3	95.6	12000	A352_95.6 S10 MXN10MB4	314	A352_95.6 P71 BXN71MB4	315
15.8	210	1.5	86.7	9600			A302_86.7 P71 BXN71MB4	311
16.6	200	3.0	82.5	12000	A352_82.5 S10 MXN10MB4	314	A352_82.5 P71 BXN71MB4	315
17.2	194	1.1	79.9	6200			A202_79.9 P71 BXN71MB4	307
17.9	186	1.9	76.5	9600	A302_76.5 S10 MXN10MB4	310	A302_76.5 P71 BXN71MB4	311
18.4	180	3.3	74.3	12000	A352_74.3 S10 MXN10MB4	314	A352_74.3 P71 BXN71MB4	315
19.3	172	1.2	71.0	6200			A202_71.0 P71 BXN71MB4	307
20.7	160	2.4	66.0	9350	A302_66.0 S10 MXN10MB4	310	A302_66.0 P71 BXN71MB4	311
20.8	160	0.9	65.9	5500			A102_65.9 P71 BXN71MB4	303
21.7	153	1.6	63.1	6200	A202_63.1 S10 MXN10MB4	306	A202_63.1 P71 BXN71MB4	307
23.1	144	2.8	59.4	9080	A302_59.4 S10 MXN10MB4	310	A302_59.4 P71 BXN71MB4	311
23.4	142	1.1	58.6	5500			A102_58.6 P71 BXN71MB4	303
25.5	130	1.9	53.7	6090	A202_53.7 S10 MXN10MB4	306	A202_53.7 P71 BXN71MB4	307
26.0	128	3.2	52.7	8790	A302_52.7 S10 MXN10MB4	310	A302_52.7 P71 BXN71MB4	311
26.7	124	1.2	51.3	5490	A102_51.3 S10 MXN10MB4	302	A102_51.3 P71 BXN71MB4	303
28.4	117	2.1	48.3	5940	A202_48.3 S10 MXN10MB4	306	A202_48.3 P71 BXN71MB4	307
28.4	117	3.5	48.3	8580	A302_48.3 S10 MXN10MB4	310	A302_48.3 P71 BXN71MB4	311
30	110	0.9	45.4	3060			A052_45.4 P71 BXN71MB4	299
30	110	1.4	45.4	5350	A102_45.4 S10 MXN10MB4	302	A102_45.4 P71 BXN71MB4	303
32	105	2.4	43.2	5780	A202_43.2 S10 MXN10MB4	306	A202_43.2 P71 BXN71MB4	307
34	99	1.0	40.9	3020			A052_40.9 P71 BXN71MB4	299
34	99	1.5	40.9	5500	A102_40.9 S10 MXN10MB4	302	A102_40.9 P71 BXN71MB4	303
35	96	2.6	39.6	5650	A202_39.6 S10 MXN10MB4	306	A202_39.6 P71 BXN71MB4	307
39	86	2.9	35.4	5480	A202_35.4 S10 MXN10MB4	306	A202_35.4 P71 BXN71MB4	307
39	85	1.2	35.1	2950			A052_35.1 P71 BXN71MB4	299
39	85	1.8	35.1	5040	A102_35.1 S10 MXN10MB4	302	A102_35.1 P71 BXN71MB4	303
43	78	1.3	32.2	2900			A052_32.2 P71 BXN71MB4	299
43	78	1.9	32.2	5500	A102_32.2 S10 MXN10MB4	302	A102_32.2 P71 BXN71MB4	303
44	76	3.3	31.3	5310	A202_31.3 S10 MXN10MB4	306	A202_31.3 P71 BXN71MB4	307
47	71	3.5	29.2	5210	A202_29.2 S10 MXN10MB4	306	A202_29.2 P71 BXN71MB4	307
48	69	1.4	28.6	2840			A052_28.6 P71 BXN71MB4	299
48	69	2.2	28.6	4790	A102_28.6 S10 MXN10MB4	302	A102_28.6 P71 BXN71MB4	303
54	62	1.6	25.5	2770			A052_25.5 P71 BXN71MB4	299
54	62	2.4	25.5	5500	A102_25.5 S10 MXN10MB4	302	A102_25.5 P71 BXN71MB4	303
58	58	1.7	23.8	2730	A052_23.8 S10 MXN10MB4	299	A052_23.8 P71 BXN71MB4	299

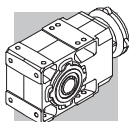


0.37 kW

n ₂ min ⁻¹	M ₂ Nm	S	i	R _{n2} N	IE3		IEC			
					IE3	IE3	IE3	IE3		
58	58	2.6	23.8	4570	A102_23.8 S10 MXN10MB4	302	A102_23.8 P71 BXN71MB4	303		
64	52	1.9	21.4	2670			A052_21.4 P71 BXN71MB4	299		
64	52	2.9	21.4	5270	A102_21.4 S10 MXN10MB4	302	A102_21.4 P71 BXN71MB4	303		
74	45	2.2	18.6	2590			A052_18.6 P71 BXN71MB4	299		
74	45	3.3	18.6	4270	A102_18.6 S10 MXN10MB4	302	A102_18.6 P71 BXN71MB4	303		
83	40	2.5	16.4	2510			A052_16.4 P71 BXN71MB4	299		
98	34	3.0	13.9	2410			A052_13.9 P71 BXN71MB4	299		
111	30	3.3	12.3	2350			A052_12.3 P71 BXN71MB4	299		
130	26	3.9	10.6	2240			A052_10.6 P71 BXN71MB4	299		
142	23	4.3	9.6	2190			A052_9.6 P71 BXN71MB4	299		
161	21	4.8	8.5	2120			A052_8.5 P71 BXN71MB4	299		
190	17.5	5.7	7.2	2030			A052_7.2 P71 BXN71MB4	299		
216	15.4	6.5	6.3	1950			A052_6.3 P71 BXN71MB4	299		
228	14.6	6.8	12.3	1920					A052_5.5 P71 BXN71MB4	299
251	13.3	7.2	5.5	1870						
265	12.5	6.4	10.6	1830						
291	11.4	8.3	9.6	1790						
331	10.0	9.0	8.5	1720					A052_6.3 P71 BN71A2	299
388	8.6	9.9	7.2	1640						
445	7.5	10.7	6.3	1570						
512	6.5	11.6	5.5	1500						

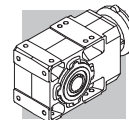
0.55 kW

n ₂ min ⁻¹	M ₂ Nm	S	i	R _{n2} N	IE1		IE2		IEC		
					IE1	IE2	IE1	IE2	IE1	IE2	
0.56	8299	1.7	1632	75000	A904_1632 S2 M2SA6					A904_1632 P80 BN80B6	341
0.64	7310	1.1	1438	65000	A804_1438 S2 M2SA6					A804_1438 P80 BN80B6	337
0.75	6213	2.3	1222	75000	A904_1222 S2 M2SA6					A904_1222 P80 BN80B6	340
0.80	5813	0.9	1715	50000	A704_1715 S1 M1LA4					A704_1715 S2 ME2SA4	334
0.85	5532	2.5	1632	75000	A904_1632 S1 M1LA4	A904_1632 S2 ME2SA4	340	A904_1632 P80 BN80A4	A904_1632 P80 BE80A4	341	
0.87	5365	0.9	1583	50000	A704_1583 S1 M1LA4	A704_1583 S2 ME2SA4	334	A704_1583 P80 BN80A4	A704_1583 P80 BE80A4	335	
0.89	5279	1.5	1558	65000	A804_1558 S1 M1LA4	A804_1558 S2 ME2SA4	337	A804_1558 P80 BN80A4	A804_1558 P80 BE80A4	338	
0.92	5070	2.8	1507	75000	A904_1507 S1 M1LA4	A904_1507 S2 ME2SA4	340	A904_1507 P80 BN80A4	A904_1507 P80 BE80A4	341	
0.96	4873	1.6	1438	65000	A804_1438 S1 M1LA4	A804_1438 S2 ME2SA4	337	A804_1438 P80 BN80A4	A804_1438 P80 BE80A4	338	
1.0	4561	1.1	1346	50000	A704_1346 S1 M1LA4	A704_1346 S2 ME2SA4	334	A704_1346 P80 BN80A4	A704_1346 P80 BE80A4	335	
1.0	4541	1.8	1340	65000	A804_1340 S1 M1LA4	A804_1340 S2 ME2SA4	337	A804_1340 P80 BN80A4	A804_1340 P80 BE80A4	338	
1.0	4455	3.1	1324	75000	A904_1324 S1 M1LA4	A904_1324 S2 ME2SA4	340	A904_1324 P80 BN80A4	A904_1324 P80 BE80A4	341	
1.1	4211	1.2	1242	50000	A704_1242 S1 M1LA4	A704_1242 S2 ME2SA4	334	A704_1242 P80 BN80A4	A704_1242 P80 BE80A4	335	
1.1	4192	1.9	1237	65000	A804_1237 S1 M1LA4	A804_1237 S2 ME2SA4	337	A804_1237 P80 BN80A4	A804_1237 P80 BE80A4	338	
1.1	4112	3.4	1222	75000	A904_1222 S1 M1LA4	A904_1222 S2 ME2SA4	340	A904_1222 P80 BN80A4	A904_1222 P80 BE80A4	341	
1.2	3937	1.3	1161	50000	A704_1161 S1 M1LA4	A704_1161 S2 ME2SA4	334	A704_1161 P80 BN80A4	A704_1161 P80 BE80A4	335	
1.3	3677	2.2	1085	65000	A804_1085 S1 M1LA4	A804_1085 S2 ME2SA4	337	A804_1085 P80 BN80A4	A804_1085 P80 BE80A4	338	
1.3	3634	1.4	1072	50000	A704_1072 S1 M1LA4	A704_1072 S2 ME2SA4	334	A704_1072 P80 BN80A4	A704_1072 P80 BE80A4	335	
1.4	3394	2.4	1001	65000	A804_1001 S1 M1LA4	A804_1001 S2 ME2SA4	337	A804_1001 P80 BN80A4	A804_1001 P80 BE80A4	338	
1.5	3140	1.6	926.5	50000	A704_926.5 S1 M1LA4	A704_926.5 S2 ME2SA4	334	A704_926.5 P80 BN80A4	A704_926.5 P80 BE80A4	335	
1.5	3046	2.6	898.7	65000	A804_898.7 S1 M1LA4	A804_898.7 S2 ME2SA4	337	A804_898.7 P80 BN80A4	A804_898.7 P80 BE80A4	338	
1.6	2899	1.7	855.3	50000	A704_855.3 S1 M1LA4	A704_855.3 S2 ME2SA4	334	A704_855.3 P80 BN80A4	A704_855.3 P80 BE80A4	335	
1.7	2811	2.8	829.5	65000	A804_829.5 S1 M1LA4	A804_829.5 S2 ME2SA4	337	A804_829.5 P80 BN80A4	A804_829.5 P80 BE80A4	338	
1.8	2589	1.9	763.9	50000	A704_763.9 S1 M1LA4	A704_763.9 S2 ME2SA4	334	A704_763.9 P80 BN80A4	A704_763.9 P80 BE80A4	335	
1.8	2583	3.1	762.1	65000	A804_762.1 S1 M1LA4	A804_762.1 S2 ME2SA4	337	A804_762.1 P80 BN80A4	A804_762.1 P80 BE80A4	338	
1.8	2560	1.1	755.4	30000	A604_755.4 S1 M1LA4	A604_755.4 S2 ME2SA4	330	A604_755.4 P80 BN80A4	A604_755.4 P80 BE80A4	331	
2.0	2390	2.1	705.1	50000	A704_705.1 S1 M1LA4	A704_705.1 S2 ME2SA4	334	A704_705.1 P80 BN80A4	A704_705.1 P80 BE80A4	335	
2.0	2384	3.4	703.5	65000	A804_703.5 S1 M1LA4	A804_703.5 S2 ME2SA4	337	A804_703.5 P80 BN80A4	A804_703.5 P80 BE80A4	338	
2.0	2363	1.2	697.3	30000	A604_697.3 S1 M1LA4	A604_697.3 S2 ME2SA4	330	A604_697.3 P80 BN80A4	A604_697.3 P80 BE80A4	331	
2.1	2185	2.3	644.6	50000	A704_644.6 S1 M1LA4	A704_644.6 S2 ME2SA4	334	A704_644.6 P80 BN80A4	A704_644.6 P80 BE80A4	335	
2.2	2151	1.3	634.6	30000	A604_634.6 S1 M1LA4	A604_634.6 S2 ME2SA4	330	A604_634.6 P80 BN80A4	A604_634.6 P80 BE80A4	331	
2.3	2017	2.5	595.0	50000	A704_595.0 S1 M1LA4	A704_595.0 S2 ME2SA4	334	A704_595.0 P80 BN80A4	A704_595.0 P80 BE80A4	335	
2.4	1985	1.4	585.8	30000	A604_585.8 S1 M1LA4	A604_585.8 S2 ME2SA4	330	A604_585.8 P80 BN80A4	A604_585.8 P80 BE80A4	331	
2.5	1837	1.5	542.0	30000	A604_542.0 S1 M1LA4	A604_542.0 S2 ME2SA4	330	A604_542.0 P80 BN80A4	A604_542.0 P80 BE80A4	331	
2.7	1747	2.9	515.4	50000	A704_515.4 S1 M1LA4	A704_515.4 S2 ME2SA4	334	A704_515.4 P80 BN80A4	A704_515.4 P80 BE80A4	335	
2.8	1696	1.7	500.3	30000	A604_500.3 S1 M1LA4	A604_500.3 S2 ME2SA4	330	A604_500.3 P80 BN80A4	A604_500.3 P80 BE80A4	331	

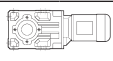





0.55 kW

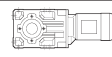



n ₂ min-1	M ₂ Nm	S	i	R _{n2} N				IEC		
					IE1	IE2		IE1	IE2	
2.9	1632	0.9	481.6	20000	A504_481.6 S1 M1LA4	A504_481.6 S2 ME2SA4	322	A504_481.6 P80 BN80A4	A504_481.6 P80 BE80A4	323
2.9	1612	3.1	475.8	50000	A704_475.8 S1 M1LA4	A704_475.8 S2 ME2SA4	334	A704_475.8 P80 BN80A4	A704_475.8 P80 BE80A4	335
3.1	1514	1.0	446.8	20000	A504_446.8 S1 M1LA4	A504_446.8 S2 ME2SA4	322	A504_446.8 P80 BN80A4	A504_446.8 P80 BE80A4	323
3.1	1486	1.9	438.4	30000	A604_438.4 S1 M1LA4	A604_438.4 S2 ME2SA4	330	A604_438.4 P80 BN80A4	A604_438.4 P80 BE80A4	331
3.4	1378	1.1	406.4	20000	A504_406.4 S1 M1LA4	A504_406.4 S2 ME2SA4	322	A504_406.4 P80 BN80A4	A504_406.4 P80 BE80A4	323
3.4	1372	2.0	404.7	30000	A604_404.7 S1 M1LA4	A604_404.7 S2 ME2SA4	330	A604_404.7 P80 BN80A4	A604_404.7 P80 BE80A4	331
3.8	1239	1.2	365.6	20000	A504_365.6 S1 M1LA4	A504_365.6 S2 ME2SA4	322	A504_365.6 P80 BN80A4	A504_365.6 P80 BE80A4	323
3.9	1190	2.4	351.2	30000	A604_351.2 S1 M1LA4	A604_351.2 S2 ME2SA4	330	A604_351.2 P80 BN80A4	A604_351.2 P80 BE80A4	331
4.1	1127	1.3	332.6	20000	A504_332.6 S1 M1LA4	A504_332.6 S2 ME2SA4	322	A504_332.6 P80 BN80A4	A504_332.6 P80 BE80A4	323
4.3	1099	2.5	324.2	30000	A604_324.2 S1 M1LA4	A604_324.2 S2 ME2SA4	330	A604_324.2 P80 BN80A4	A604_324.2 P80 BE80A4	331
4.8	972	1.5	286.8	20000	A504_286.8 S1 M1LA4	A504_286.8 S2 ME2SA4	322	A504_286.8 P80 BN80A4	A504_286.8 P80 BE80A4	323
4.8	970	2.9	286.3	30000	A604_286.3 S1 M1LA4	A604_286.3 S2 ME2SA4	330	A604_286.3 P80 BN80A4	A604_286.3 P80 BE80A4	331
5.2	896	3.1	264.3	30000	A604_264.3 S1 M1LA4	A604_264.3 S2 ME2SA4	330	A604_264.3 P80 BN80A4	A604_264.3 P80 BE80A4	331
5.3	910	0.9	262.5	15000	A413_262.5 S1 M1LA4	A413_262.5 S2 ME2SA4	318	A413_262.5 P80 BN80A4	A413_262.5 P80 BE80A4	319
5.3	884	1.7	260.9	20000	A504_260.9 S1 M1LA4	A504_260.9 S2 ME2SA4	322	A504_260.9 P80 BN80A4	A504_260.9 P80 BE80A4	323
5.7	834	1.0	240.6	15000	A413_240.6 S1 M1LA4	A413_240.6 S2 ME2SA4	318	A413_240.6 P80 BN80A4	A413_240.6 P80 BE80A4	319
5.9	786	1.9	232.0	20000	A504_232.0 S1 M1LA4	A504_232.0 S2 ME2SA4	322	A504_232.0 P80 BN80A4	A504_232.0 P80 BE80A4	323
6.3	753	1.1	217.4	15000	A413_217.4 S1 M1LA4	A413_217.4 S2 ME2SA4	318	A413_217.4 P80 BN80A4	A413_217.4 P80 BE80A4	319
6.5	715	2.1	211.0	20000	A504_211.0 S1 M1LA4	A504_211.0 S2 ME2SA4	322	A504_211.0 P80 BN80A4	A504_211.0 P80 BE80A4	323
7.0	685	1.2	197.5	15000	A413_197.5 S1 M1LA4	A413_197.5 S2 ME2SA4	318	A413_197.5 P80 BN80A4	A413_197.5 P80 BE80A4	319
7.1	673	3.0	194.2	30000	A553_194.2 S1 M1LA4	A553_194.2 S2 ME2SA4	326	A553_194.2 P80 BN80A4	A553_194.2 P80 BE80A4	327
7.2	660	2.3	190.6	20000	A503_190.6 S1 M1LA4	A503_190.6 S2 ME2SA4	322	A503_190.6 P80 BN80A4	A503_190.6 P80 BE80A4	323
7.3	653	0.9	188.3	12000	A353_188.3 S1 M1LA4	A353_188.3 S2 ME2SA4	314	A353_188.3 P80 BN80A4	A353_188.3 P80 BE80A4	315
7.5	639	1.3	184.4	15000	A413_184.4 S1 M1LA4	A413_184.4 S2 ME2SA4	318	A413_184.4 P80 BN80A4	A413_184.4 P80 BE80A4	319
7.9	607	3.3	175.0	30000	A553_175.0 S1 M1LA4	A553_175.0 S2 ME2SA4	326	A553_175.0 P80 BN80A4	A553_175.0 P80 BE80A4	327
8.0	601	2.5	173.4	20000	A503_173.4 S1 M1LA4	A503_173.4 S2 ME2SA4	322	A503_173.4 P80 BN80A4	A503_173.4 P80 BE80A4	323
8.0	595	1.0	171.8	12000	A353_171.8 S1 M1LA4	A353_171.8 S2 ME2SA4	314	A353_171.8 P80 BN80A4	A353_171.8 P80 BE80A4	315
9.0	532	2.8	154.6	20000	A503_154.6 S1 M1LA4	A503_154.6 S2 ME2SA4	322	A503_154.6 P80 BN80A4	A503_154.6 P80 BE80A4	323
9.2	522	1.1	150.6	12000	A353_150.6 S1 M1LA4	A353_150.6 S2 ME2SA4	314	A353_150.6 P80 BN80A4	A353_150.6 P80 BE80A4	315
9.4	509	1.7	146.9	15000	A413_146.9 S1 M1LA4	A413_146.9 S2 ME2SA4	318	A413_146.9 P80 BN80A4	A413_146.9 P80 BE80A4	319
9.9	484	3.1	140.6	20000	A503_140.6 S1 M1LA4	A503_140.6 S2 ME2SA4	322	A503_140.6 P80 BN80A4	A503_140.6 P80 BE80A4	323
10.1	472	1.2	136.3	12000	A353_136.3 S1 M1LA4	A353_136.3 S2 ME2SA4	314	A353_136.3 P80 BN80A4	A353_136.3 P80 BE80A4	315
10.7	446	3.4	129.7	20000	A503_129.7 S1 M1LA4	A503_129.7 S2 ME2SA4	322	A503_129.7 P80 BN80A4	A503_129.7 P80 BE80A4	323
11.8	405	1.4	116.9	12000	A353_116.9 S1 M1LA4	A353_116.9 S2 ME2SA4	314	A353_116.9 P80 BN80A4	A353_116.9 P80 BE80A4	315
11.9	402	2.1	115.9	15000	A413_115.9 S1 M1LA4	A413_115.9 S2 ME2SA4	318	A413_115.9 P80 BN80A4	A413_115.9 P80 BE80A4	319
13.1	366	1.4	105.5	12000	A353_105.5 S1 M1LA4	A353_105.5 S2 ME2SA4	314	A353_105.5 P80 BN80A4	A353_105.5 P80 BE80A4	315
14.2	349	0.9	97.5	9600				A302_97.5 P80 BN80A4	A302_97.5 P80 BE80A4	311
14.4	342	1.6	95.6	12000	A352_95.6 S1 M1LA4	A352_95.6 S2 ME2SA4	314	A352_95.6 P80 BN80A4	A352_95.6 P80 BE80A4	315
14.9	321	2.5	92.8	15000	A413_92.8 S1 M1LA4	A413_92.8 S2 ME2SA4	318	A413_92.8 P80 BN80A4	A413_92.8 P80 BE80A4	319
15.9	310	1.0	86.7	9420				A302_86.7 P80 BN80A4	A302_86.7 P80 BE80A4	311
16.7	295	2.0	82.5	12000	A352_82.5 S1 M1LA4	A352_82.5 S2 ME2SA4	314	A352_82.5 P80 BN80A4	A352_82.5 P80 BE80A4	315
17.4	284	3.0	79.2	15000	A412_79.2 S1 M1LA4	A412_79.2 S2 ME2SA4	318	A412_79.2 P80 BN80A4	A412_79.2 P80 BE80A4	319
18.0	274	1.3	76.5	9180	A302_76.5 S1 M1LA4	A302_76.5 S2 ME2SA4	310	A302_76.5 P80 BN80A4	A302_76.5 P80 BE80A4	311
18.6	266	2.3	74.3	12000	A352_74.3 S1 M1LA4	A352_74.3 S2 ME2SA4	314	A352_74.3 P80 BN80A4	A352_74.3 P80 BE80A4	315
19.4	255	3.3	71.3	15000	A412_71.3 S1 M1LA4	A412_71.3 S2 ME2SA4	318	A412_71.3 P80 BN80A4	A412_71.3 P80 BE80A4	319
20.9	236	1.6	66.0	8880	A302_66.0 S1 M1LA4	A302_66.0 S2 ME2SA4	310	A302_66.0 P80 BN80A4	A302_66.0 P80 BE80A4	311
21.0	236	2.5	65.8	12000	A352_65.8 S1 M1LA4	A352_65.8 S2 ME2SA4	314	A352_65.8 P80 BN80A4	A352_65.8 P80 BE80A4	315
21.9	226	1.1	63.1	5840	A202_63.1 S1 M1LA4	A202_63.1 S2 ME2SA4	306	A202_63.1 P80 BN80A4	A202_63.1 P80 BE80A4	307
22.9	216	2.8	60.4	12000	A352_60.4 S1 M1LA4	A352_60.4 S2 ME2SA4	314	A352_60.4 P80 BN80A4	A352_60.4 P80 BE80A4	315
23.2	213	1.9	59.4	8660	A302_59.4 S1 M1LA4	A302_59.4 S2 ME2SA4	310	A302_59.4 P80 BN80A4	A302_59.4 P80 BE80A4	311
25.4	194	3.1	54.3	12000	A352_54.3 S1 M1LA4	A352_54.3 S2 ME2SA4	314	A352_54.3 P80 BN80A4	A352_54.3 P80 BE80A4	315
25.7	192	1.3	53.7	5670	A202_53.7 S1 M1LA4	A202_53.7 S2 ME2SA4	306	A202_53.7 P80 BN80A4	A202_53.7 P80 BE80A4	307
26.2	189	2.2	52.7	8410	A302_52.7 S1 M1LA4	A302_52.7 S2 ME2SA4	310	A302_52.7 P80 BN80A4	A302_52.7 P80 BE80A4	311
28.1	176	3.4	49.1	12000	A352_49.1 S1 M1LA4	A352_49.1 S2 ME2SA4	314	A352_49.1 P80 BN80A4	A352_49.1 P80 BE80A4	315
28.6	173	1.4	48.3	5560	A202_48.3 S1 M1LA4	A202_48.3 S2 ME2SA4	306	A202_48.3 P80 BN80A4	A202_48.3 P80 BE80A4	307
28.6	173	2.4	48.3	8230	A302_48.3 S1 M1LA4	A302_48.3 S2 ME2SA4	310	A302_48.3 P80 BN80A4	A302_48.3 P80 BE80A4	311
30	163	0.9	45.4	4910	A102_45.4 S1 M1LA4	A102_45.4 S2 ME2SA4	302	A102_45.4 P80 BN80A4	A102_45.4 P80 BE80A4	303
32	155	2.6	43.4	8010	A302_43.4 S1 M1LA4	A302_43.4 S2 ME2SA4	310	A302_43.4 P80 BN80A4	A302_43.4 P80 BE80A4	311
32	155	1.6	43.2	5440	A202_43.2 S1 M1LA4	A202_43.2 S2 ME2SA4	306	A202_43.2 P80 BN80A4	A202_43.2 P80 BE80A4	307
34	146	1.0	40.9	5500	A102_40.9 S1 M1LA4	A102_40.9 S2 ME2SA4	302	A102_40.9 P80 BN80A4	A102_40.9 P80 BE80A4	303
35	142	1.8	39.6	5340	A202_39.6 S1 M1LA4	A202_39.6 S2 ME2SA4	306	A202_39.6 P80 BN80A4	A202_39.6 P80 BE80A4	307
35	141	2.9	39.3	7800	A302_39.3 S1 M1LA4	A302_39.3 S2 ME2SA4	310	A302_39.3 P80 BN80A4	A302_39.3 P80 BE80A4	311
38	131	3.1	36.6	7660	A302_36.6 S1 M1LA4	A302_36.6 S2 ME2SA4	310	A302_36.6 P80 BN80A4	A302_36.6 P80 BE80A4	311
39	127	2.0	35.4	5200	A202_35.4 S1 M1LA4	A202_35.4 S2 ME2SA4	306	A202_35.4 P80 BN80A4	A202_35.4 P80 BE80A4	307
39	126	1.2	35.1	4700	A102_35.1 S1 M1LA4	A102_35.1 S2 ME2SA4	302	A102_35.1 P80 BN80A4	A102_35.1 P80 BE80A4	303

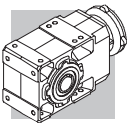


0.55 kW

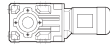



n ₂ min ⁻¹	M ₂ Nm	S	i	R _{n2} N						
					IE1	IE2		IE1	IE2	
41	120	3.4	33.4	7480	A302_33.4 S1 M1LA4	A302_33.4 S2 ME2SA4	310	A302_33.4 P80 BN80A4	A302_33.4 P80 BE80A4	311
43	115	1.3	32.2	5490	A102_32.2 S1 M1LA4	A102_32.2 S2 ME2SA4	302	A102_32.2 P80 BN80A4	A102_32.2 P80 BE80A4	303
44	112	2.2	31.3	5060	A202_31.3 S1 M1LA4	A202_31.3 S2 ME2SA4	306	A202_31.3 P80 BN80A4	A202_31.3 P80 BE80A4	307
47	105	2.4	29.2	4970	A202_29.2 S1 M1LA4	A202_29.2 S2 ME2SA4	306	A202_29.2 P80 BN80A4	A202_29.2 P80 BE80A4	307
48	102	1.0	28.6	2550	A052_28.6 S1 M1LA4	A052_28.6 S2 ME2SA4	299	A052_28.6 P80 BN80A4	A052_28.6 P80 BE80A4	299
48	102	1.5	28.6	4510	A102_28.6 S1 M1LA4	A102_28.6 S2 ME2SA4	302	A102_28.6 P80 BN80A4	A102_28.6 P80 BE80A4	303
52	95	2.6	26.5	4850	A202_26.5 S1 M1LA4	A202_26.5 S2 ME2SA4	306	A202_26.5 P80 BN80A4	A202_26.5 P80 BE80A4	307
54	91	1.1	25.5	2510	A052_25.5 S1 M1LA4	A052_25.5 S2 ME2SA4	299	A052_25.5 P80 BN80A4	A052_25.5 P80 BE80A4	299
54	91	1.6	25.5	5230	A102_25.5 S1 M1LA4	A102_25.5 S2 ME2SA4	302	A102_25.5 P80 BN80A4	A102_25.5 P80 BE80A4	303
58	85	1.2	23.8	2490	A052_23.8 S1 M1LA4	A052_23.8 S2 ME2SA4	299	A052_23.8 P80 BN80A4	A052_23.8 P80 BE80A4	299
58	85	1.8	23.8	4330	A102_23.8 S1 M1LA4	A102_23.8 S2 ME2SA4	302	A102_23.8 P80 BN80A4	A102_23.8 P80 BE80A4	303
60	83	3.0	23.1	4690	A202_23.1 S1 M1LA4	A202_23.1 S2 ME2SA4	306	A202_23.1 P80 BN80A4	A202_23.1 P80 BE80A4	307
65	76	1.3	21.4	2450	A052_21.4 S1 M1LA4	A052_21.4 S2 ME2SA4	299	A052_21.4 P80 BN80A4	A052_21.4 P80 BE80A4	299
65	76	2.0	21.4	5020	A102_21.4 S1 M1LA4	A102_21.4 S2 ME2SA4	302	A102_21.4 P80 BN80A4	A102_21.4 P80 BE80A4	303
65	76	3.3	21.2	4590	A202_21.2 S1 M1LA4	A202_21.2 S2 ME2SA4	306	A202_21.2 P80 BN80A4	A202_21.2 P80 BE80A4	307
74	66	1.5	18.6	2400	A052_18.6 S1 M1LA4	A052_18.6 S2 ME2SA4	299	A052_18.6 P80 BN80A4	A052_18.6 P80 BE80A4	299
74	66	2.3	18.6	4090	A102_18.6 S1 M1LA4	A102_18.6 S2 ME2SA4	302	A102_18.6 P80 BN80A4	A102_18.6 P80 BE80A4	303
84	59	1.7	16.4	2340	A052_16.4 S1 M1LA4	A052_16.4 S2 ME2SA4	299	A052_16.4 P80 BN80A4	A052_16.4 P80 BE80A4	299
84	59	2.5	16.4	4710	A102_16.4 S1 M1LA4	A102_16.4 S2 ME2SA4	302	A102_16.4 P80 BN80A4	A102_16.4 P80 BE80A4	303
99	50	2.0	13.9	2270	A052_13.9 S1 M1LA4	A052_13.9 S2 ME2SA4	299	A052_13.9 P80 BN80A4	A052_13.9 P80 BE80A4	299
99	50	3.0	13.9	3800	A102_13.9 S1 M1LA4	A102_13.9 S2 ME2SA4	302	A102_13.9 P80 BN80A4	A102_13.9 P80 BE80A4	303
112	44	2.3	12.3	2220	A052_12.3 S1 M1LA4	A052_12.3 S2 ME2SA4	299	A052_12.3 P80 BN80A4	A052_12.3 P80 BE80A4	299
112	44	3.2	12.3	3670	A102_12.3 S1 M1LA4	A102_12.3 S2 ME2SA4	302	A102_12.3 P80 BN80A4	A102_12.3 P80 BE80A4	303
131	38	2.6	10.6	2130	A052_10.6 S1 M1LA4	A052_10.6 S2 ME2SA4	299	A052_10.6 P80 BN80A4	A052_10.6 P80 BE80A4	299
144	34	2.9	9.6	2100	A052_9.6 S1 M1LA4	A052_9.6 S2 ME2SA4	299	A052_9.6 P80 BN80A4	A052_9.6 P80 BE80A4	299
162	30	3.3	8.5	2030	A052_8.5 S1 M1LA4	A052_8.5 S2 ME2SA4	299	A052_8.5 P80 BN80A4	A052_8.5 P80 BE80A4	299
171	29	3.1	16.4	2000	A052_16.4 S1 M1SD2		299	A052_16.4 P71 BN71B2		299
191	26	3.9	7.2	1950	A052_7.2 S1 M1LA4	A052_7.2 S2 ME2SA4	299	A052_7.2 P80 BN80A4	A052_7.2 P80 BE80A4	299
218	23	4.4	6.3	1880	A052_6.3 S1 M1LA4	A052_6.3 S2 ME2SA4	299	A052_6.3 P80 BN80A4	A052_6.3 P80 BE80A4	299
229	22	4.6	12.3	1860	A052_12.3 S1 M1SD2		299	A052_12.3 P71 BN71B2		299
252	19.6	4.9	5.5	1810	A052_5.5 S1 M1LA4	A052_5.5 S2 ME2SA4	299	A052_5.5 P80 BN80A4	A052_5.5 P80 BE80A4	299
267	18.5	4.3	10.6	1780	A052_10.6 S1 M1SD2		299	A052_10.6 P71 BN71B2		299
293	16.8	5.6	9.6	1740	A052_9.6 S1 M1SD2		299	A052_9.6 P71 BN71B2		299
331	14.9	6.0	8.5	1680	A052_8.5 S1 M1SD2		299	A052_8.5 P71 BN71B2		299
391	12.6	6.7	7.2	1600	A052_7.2 S1 M1SD2		299	A052_7.2 P71 BN71B2		299
445	11.1	7.2	6.3	1540	A052_6.3 S1 M1SD2		299	A052_6.3 P71 BN71B2		299
516	9.6	7.8	5.5	1480	A052_5.5 S1 M1SD2		299	A052_5.5 P71 BN71B2		299

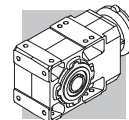
0.55 kW

n ₂ min ⁻¹	M ₂ Nm	S	i	R _{n2} N						
					IE3	IE3		IE3	IE3	
0.56	8299	1.7	1632	75000						
0.64	7310	1.1	1438	65000						
0.75	6213	2.3	1222	75000						
0.80	5813	0.9	1715	50000				A704_1715 P80 BXN80MA4		335
0.85	5532	2.5	1632	75000				A904_1632 P80 BXN80MA4		341
0.87	5365	0.9	1583	50000				A704_1583 P80 BXN80MA4		335
0.89	5279	1.5	1558	65000				A804_1558 P80 BXN80MA4		338
0.92	5070	2.8	1507	75000				A904_1507 P80 BXN80MA4		341
0.96	4873	1.6	1438	65000				A804_1438 P80 BXN80MA4		338
1.0	4561	1.1	1346	50000				A704_1346 P80 BXN80MA4		335
1.0	4541	1.8	1340	65000				A804_1340 P80 BXN80MA4		338
1.0	4455	3.1	1324	75000				A904_1324 P80 BXN80MA4		341
1.1	4211	1.2	1242	50000				A704_1242 P80 BXN80MA4		335
1.1	4192	1.9	1237	65000				A804_1237 P80 BXN80MA4		338
1.1	4112	3.4	1222	75000				A904_1222 P80 BXN80MA4		341
1.2	3937	1.3	1161	50000				A704_1161 P80 BXN80MA4		335
1.3	3677	2.2	1085	65000				A804_1085 P80 BXN80MA4		338
1.3	3634	1.4	1072	50000				A704_1072 P80 BXN80MA4		335
1.4	3394	2.4	1001	65000				A804_1001 P80 BXN80MA4		338
1.5	3140	1.6	926.5	50000				A704_926.5 P80 BXN80MA4		335



0.55 kW

n ₂ min ⁻¹	M ₂ Nm	S	i	R _{n2} N	 IE3		 IEC	
					 IE3	 IE3		
1.5	3046	2.6	898.7	65000			A804_898.7 P80 BXN80MA4	338
1.6	2899	1.7	855.3	50000			A704_855.3 P80 BXN80MA4	335
1.7	2811	2.8	829.5	65000			A804_829.5 P80 BXN80MA4	338
1.8	2589	1.9	763.9	50000			A704_763.9 P80 BXN80MA4	335
1.8	2583	3.1	762.1	65000			A804_762.1 P80 BXN80MA4	338
1.8	2560	1.1	755.4	30000			A604_755.4 P80 BXN80MA4	331
2.0	2390	2.1	705.1	50000			A704_705.1 P80 BXN80MA4	335
2.0	2384	3.4	703.5	65000			A804_703.5 P80 BXN80MA4	338
2.0	2363	1.2	697.3	30000			A604_697.3 P80 BXN80MA4	331
2.1	2185	2.3	644.6	50000			A704_644.6 P80 BXN80MA4	335
2.2	2151	1.3	634.6	30000			A604_634.6 P80 BXN80MA4	331
2.3	2017	2.5	595.0	50000			A704_595.0 P80 BXN80MA4	335
2.4	1985	1.4	585.8	30000			A604_585.8 P80 BXN80MA4	331
2.5	1837	1.5	542.0	30000			A604_542.0 P80 BXN80MA4	331
2.7	1747	2.9	515.4	50000			A704_515.4 P80 BXN80MA4	335
2.8	1696	1.7	500.3	30000			A604_500.3 P80 BXN80MA4	331
2.9	1632	0.9	481.6	20000			A504_481.6 P80 BXN80MA4	323
2.9	1612	3.1	475.8	50000			A704_475.8 P80 BXN80MA4	335
3.1	1514	1.0	446.8	20000			A504_446.8 P80 BXN80MA4	323
3.1	1486	1.9	438.4	30000			A604_438.4 P80 BXN80MA4	331
3.4	1378	1.1	406.4	20000			A504_406.4 P80 BXN80MA4	323
3.4	1372	2.0	404.7	30000			A604_404.7 P80 BXN80MA4	331
3.8	1239	1.2	365.6	20000			A504_365.6 P80 BXN80MA4	323
3.9	1190	2.4	351.2	30000			A604_351.2 P80 BXN80MA4	331
4.1	1127	1.3	332.6	20000			A504_332.6 P80 BXN80MA4	323
4.3	1099	2.5	324.2	30000			A604_324.2 P80 BXN80MA4	331
4.8	972	1.5	286.8	20000			A504_286.8 P80 BXN80MA4	323
4.8	970	2.9	286.3	30000			A604_286.3 P80 BXN80MA4	331
5.2	896	3.1	264.3	30000			A604_264.3 P80 BXN80MA4	331
5.3	910	0.9	262.5	15000	A413_262.5 S20 MXN20MA4	318	A413_262.5 P80 BXN80MA4	319
5.3	884	1.7	260.9	20000			A504_260.9 P80 BXN80MA4	323
5.7	834	1.0	240.6	15000	A413_240.6 S20 MXN20MA4	318	A413_240.6 P80 BXN80MA4	319
5.9	786	1.9	232.0	20000			A504_232.0 P80 BXN80MA4	323
6.3	753	1.1	217.4	15000	A413_217.4 S20 MXN20MA4	318	A413_217.4 P80 BXN80MA4	319
6.5	715	2.1	211.0	20000			A504_211.0 P80 BXN80MA4	323
7.0	685	1.2	197.5	15000	A413_197.5 S20 MXN20MA4	318	A413_197.5 P80 BXN80MA4	319
7.1	673	3.0	194.2	30000			A553_194.2 P80 BXN80MA4	327
7.2	660	2.3	190.6	20000			A503_190.6 P80 BXN80MA4	323
7.3	653	0.9	188.3	12000	A353_188.3 S20 MXN20MA4	314	A353_188.3 P80 BXN80MA4	315
7.5	639	1.3	184.4	15000	A413_184.4 S20 MXN20MA4	318	A413_184.4 P80 BXN80MA4	319
7.9	607	3.3	175.0	30000			A553_175.0 P80 BXN80MA4	327
8.0	601	2.5	173.4	20000			A503_173.4 P80 BXN80MA4	323
8.0	595	1.0	171.8	12000	A353_171.8 S20 MXN20MA4	314	A353_171.8 P80 BXN80MA4	315
9.0	532	2.8	154.6	20000			A503_154.6 P80 BXN80MA4	323
9.2	522	1.1	150.6	12000	A353_150.6 S20 MXN20MA4	314	A353_150.6 P80 BXN80MA4	315
9.4	509	1.7	146.9	15000	A413_146.9 S20 MXN20MA4	318	A413_146.9 P80 BXN80MA4	319
9.9	484	3.1	140.6	20000			A503_140.6 P80 BXN80MA4	323
10.1	472	1.2	136.3	12000	A353_136.3 S20 MXN20MA4	314	A353_136.3 P80 BXN80MA4	315
10.7	446	3.4	129.7	20000			A503_129.7 P80 BXN80MA4	323
11.8	405	1.4	116.9	12000	A353_116.9 S20 MXN20MA4	314	A353_116.9 P80 BXN80MA4	315
11.9	402	2.1	115.9	15000	A413_115.9 S20 MXN20MA4	318	A413_115.9 P80 BXN80MA4	319
13.1	366	1.4	105.5	12000	A353_105.5 S20 MXN20MA4	314	A353_105.5 P80 BXN80MA4	315
14.2	349	0.9	97.5	9600			A302_97.5 P80 BXN80MA4	311
14.4	342	1.6	95.6	12000			A352_95.6 P80 BXN80MA4	315
14.9	321	2.5	92.8	15000	A413_92.8 S20 MXN20MA4	318	A413_92.8 P80 BXN80MA4	319
15.9	310	1.0	86.7	9420			A302_86.7 P80 BXN80MA4	311
16.7	295	2.0	82.5	12000			A352_82.5 P80 BXN80MA4	315
17.4	284	3.0	79.2	15000			A412_79.2 P80 BXN80MA4	319
18.0	274	1.3	76.5	9180			A302_76.5 P80 BXN80MA4	311
18.6	266	2.3	74.3	12000			A352_74.3 P80 BXN80MA4	315
19.4	255	3.3	71.3	15000			A412_71.3 P80 BXN80MA4	319
20.9	236	1.6	66.0	8880			A302_66.0 P80 BXN80MA4	311
21.0	236	2.5	65.8	12000			A352_65.8 P80 BXN80MA4	315
21.9	226	1.1	63.1	5840	A202_63.1 S20 MXN20MA4	306	A202_63.1 P80 BXN80MA4	307
22.9	216	2.8	60.4	12000			A352_60.4 P80 BXN80MA4	315

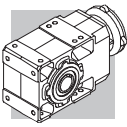


0.55 kW

n ₂ min ⁻¹	M ₂ Nm	S	i	R _{n2} N	IE3		IEC IE3	
23.2	213	1.9	59.4	8660			A302_59.4 P80 BXN80MA4	311
25.4	194	3.1	54.3	12000			A352_54.3 P80 BXN80MA4	315
25.7	192	1.3	53.7	5670	A202_53.7 S20 MXN20MA4	306	A202_53.7 P80 BXN80MA4	307
26.2	189	2.2	52.7	8410			A302_52.7 P80 BXN80MA4	311
28.1	176	3.4	49.1	12000			A352_49.1 P80 BXN80MA4	315
28.6	173	1.4	48.3	5560	A202_48.3 S20 MXN20MA4	306	A202_48.3 P80 BXN80MA4	307
28.6	173	2.4	48.3	8230			A302_48.3 P80 BXN80MA4	311
30	163	0.9	45.4	4910	A102_45.4 S20 MXN20MA4	302	A102_45.4 P80 BXN80MA4	303
32	155	2.6	43.4	8010			A302_43.4 P80 BXN80MA4	311
32	155	1.6	43.2	5440	A202_43.2 S20 MXN20MA4	306	A202_43.2 P80 BXN80MA4	307
34	146	1.0	40.9	5500	A102_40.9 S20 MXN20MA4	302	A102_40.9 P80 BXN80MA4	303
35	142	1.8	39.6	5340	A202_39.6 S20 MXN20MA4	306	A202_39.6 P80 BXN80MA4	307
35	141	2.9	39.3	7800			A302_39.3 P80 BXN80MA4	311
38	131	3.1	36.6	7660			A302_36.6 P80 BXN80MA4	311
39	127	2.0	35.4	5200	A202_35.4 S20 MXN20MA4	306	A202_35.4 P80 BXN80MA4	307
39	126	1.2	35.1	4700	A102_35.1 S20 MXN20MA4	302	A102_35.1 P80 BXN80MA4	303
41	120	3.4	33.4	7480			A302_33.4 P80 BXN80MA4	311
43	115	1.3	32.2	5490	A102_32.2 S20 MXN20MA4	302	A102_32.2 P80 BXN80MA4	303
44	112	2.2	31.3	5060	A202_31.3 S20 MXN20MA4	306	A202_31.3 P80 BXN80MA4	307
47	105	2.4	29.2	4970	A202_29.2 S20 MXN20MA4	306	A202_29.2 P80 BXN80MA4	307
48	102	1.0	28.6	2550			A052_28.6 P80 BXN80MA4	299
48	102	1.5	28.6	4510	A102_28.6 S20 MXN20MA4	302	A102_28.6 P80 BXN80MA4	303
52	95	2.6	26.5	4850	A202_26.5 S20 MXN20MA4	306	A202_26.5 P80 BXN80MA4	307
54	91	1.1	25.5	2510			A052_25.5 P80 BXN80MA4	299
54	91	1.6	25.5	5230	A102_25.5 S20 MXN20MA4	302	A102_25.5 P80 BXN80MA4	303
58	85	1.2	23.8	2490			A052_23.8 P80 BXN80MA4	299
58	85	1.8	23.8	4330	A102_23.8 S20 MXN20MA4	302	A102_23.8 P80 BXN80MA4	303
60	83	3.0	23.1	4690	A202_23.1 S20 MXN20MA4	306	A202_23.1 P80 BXN80MA4	307
65	76	1.3	21.4	2450			A052_21.4 P80 BXN80MA4	299
65	76	2.0	21.4	5020	A102_21.4 S20 MXN20MA4	302	A102_21.4 P80 BXN80MA4	303
65	76	3.3	21.2	4590	A202_21.2 S20 MXN20MA4	306	A202_21.2 P80 BXN80MA4	307
74	66	1.5	18.6	2400			A052_18.6 P80 BXN80MA4	299
74	66	2.3	18.6	4090	A102_18.6 S20 MXN20MA4	302	A102_18.6 P80 BXN80MA4	303
84	59	1.7	16.4	2340			A052_16.4 P80 BXN80MA4	299
84	59	2.5	16.4	4710	A102_16.4 S20 MXN20MA4	302	A102_16.4 P80 BXN80MA4	303
99	50	2.0	13.9	2270			A052_13.9 P80 BXN80MA4	299
99	50	3.0	13.9	3800	A102_13.9 S20 MXN20MA4	302	A102_13.9 P80 BXN80MA4	303
112	44	2.3	12.3	2220			A052_12.3 P80 BXN80MA4	299
112	44	3.2	12.3	3670	A102_12.3 S20 MXN20MA4	302	A102_12.3 P80 BXN80MA4	303
131	38	2.6	10.6	2130			A052_10.6 P80 BXN80MA4	299
144	34	2.9	9.6	2100			A052_9.6 P80 BXN80MA4	299
162	30	3.3	8.5	2030			A052_8.5 P80 BXN80MA4	299
171	29	3.1	16.4	2000				
191	26	3.9	7.2	1950			A052_7.2 P80 BXN80MA4	299
218	23	4.4	6.3	1880			A052_6.3 P80 BXN80MA4	299
229	22	4.6	12.3	1860				
252	19.6	4.9	5.5	1810			A052_5.5 P80 BXN80MA4	299
267	18.5	4.3	10.6	1780				
293	16.8	5.6	9.6	1740				
331	14.9	6.0	8.5	1680				
391	12.6	6.7	7.2	1600				
445	11.1	7.2	6.3	1540				
516	9.6	7.8	5.5	1480				

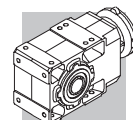
0.75 kW

n ₂ min ⁻¹	M ₂ Nm	S	i	R _{n2} N	IE2 IE3		IEC IE2 IE3	
0.58	11068	1.3	1632	75000	A904_1632 S3 ME3SA6	340	A904_1632 P90 BE90S6	341
0.62	10220	1.4	1507	75000	A904_1507 S3 ME3SA6	340	A904_1507 P90 BE90S6	341
0.71	8979	1.6	1324	75000	A904_1324 S3 ME3SA6	340	A904_1324 P90 BE90S6	341
0.77	8287	1.7	1222	75000	A904_1222 S3 ME3SA6	340	A904_1222 P90 BE90S6	341

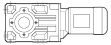

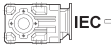




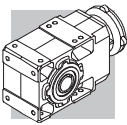
0.75 kW

n ₂ min-1	M ₂ Nm	S	i	R _{n2} N				IEC		
					IE2	IE3		IE2	IE3	
0.88	7264	1.9	1632	75000	A904_1632 S2 ME2SB4	A904_1632 S2 MX2SB4	340	A904_1632 P80 BE80B4	A904_1632 P80 BX80B4	341
0.92	6932	1.2	1558	65000	A804_1558 S2 ME2SB4	A804_1558 S2 MX2SB4	337	A804_1558 P80 BE80B4	A804_1558 P80 BX80B4	338
0.95	6705	2.1	1507	75000	A904_1507 S2 ME2SB4	A904_1507 S2 MX2SB4	340	A904_1507 P80 BE80B4	A904_1507 P80 BX80B4	341
0.99	6398	1.3	1438	65000	A804_1438 S2 ME2SB4	A804_1438 S2 MX2SB4	337	A804_1438 P80 BE80B4	A804_1438 P80 BX80B4	338
1.1	5963	1.3	1340	65000	A804_1340 S2 ME2SB4	A804_1340 S2 MX2SB4	337	A804_1340 P80 BE80B4	A804_1340 P80 BX80B4	338
1.1	5892	2.4	1324	75000	A904_1324 S2 ME2SB4	A904_1324 S2 MX2SB4	340	A904_1324 P80 BE80B4	A904_1324 P80 BX80B4	341
1.2	5528	0.9	1242	50000	A704_1242 S2 ME2SB4	A704_1242 S2 MX2SB4	334	A704_1242 P80 BE80B4	A704_1242 P80 BX80B4	335
1.2	5504	1.5	1237	65000	A804_1237 S2 ME2SB4	A804_1237 S2 MX2SB4	337	A804_1237 P80 BE80B4	A804_1237 P80 BX80B4	338
1.2	5439	2.6	1222	75000	A904_1222 S2 ME2SB4	A904_1222 S2 MX2SB4	340	A904_1222 P80 BE80B4	A904_1222 P80 BX80B4	341
1.2	5169	1.0	1161	50000	A704_1161 S2 ME2SB4	A704_1161 S2 MX2SB4	334	A704_1161 P80 BE80B4	A704_1161 P80 BX80B4	335
1.3	4942	2.8	1111	75000	A904_1111 S2 ME2SB4	A904_1111 S2 MX2SB4	340	A904_1111 P80 BE80B4	A904_1111 P80 BX80B4	341
1.3	4828	1.7	1085	65000	A804_1085 S2 ME2SB4	A804_1085 S2 MX2SB4	337	A804_1085 P80 BE80B4	A804_1085 P80 BX80B4	338
1.3	4771	1.0	1072	50000	A704_1072 S2 ME2SB4	A704_1072 S2 MX2SB4	334	A704_1072 P80 BE80B4	A704_1072 P80 BX80B4	335
1.4	4562	3.1	1025	75000	A904_1025 S2 ME2SB4	A904_1025 S2 MX2SB4	340	A904_1025 P80 BE80B4	A904_1025 P80 BX80B4	341
1.4	4456	1.8	1001	65000	A804_1001 S2 ME2SB4	A804_1001 S2 MX2SB4	337	A804_1001 P80 BE80B4	A804_1001 P80 BX80B4	338
1.5	4170	3.4	937.2	75000	A904_937.2 S2 ME2SB4	A904_937.2 S2 MX2SB4	340	A904_937.2 P80 BE80B4	A904_937.2 P80 BX80B4	341
1.5	4123	1.2	926.5	50000	A704_926.5 S2 ME2SB4	A704_926.5 S2 MX2SB4	334	A704_926.5 P80 BE80B4	A704_926.5 P80 BX80B4	335
1.6	3999	2.0	898.7	65000	A804_898.7 S2 ME2SB4	A804_898.7 S2 MX2SB4	337	A804_898.7 P80 BE80B4	A804_898.7 P80 BX80B4	338
1.7	3806	1.3	855.3	50000	A704_855.3 S2 ME2SB4	A704_855.3 S2 MX2SB4	334	A704_855.3 P80 BE80B4	A704_855.3 P80 BX80B4	335
1.7	3691	2.2	829.5	65000	A804_829.5 S2 ME2SB4	A804_829.5 S2 MX2SB4	337	A804_829.5 P80 BE80B4	A804_829.5 P80 BX80B4	338
1.9	3399	1.5	763.9	50000	A704_763.9 S2 ME2SB4	A704_763.9 S2 MX2SB4	334	A704_763.9 P80 BE80B4	A704_763.9 P80 BX80B4	335
1.9	3391	2.4	762.1	65000	A804_762.1 S2 ME2SB4	A804_762.1 S2 MX2SB4	337	A804_762.1 P80 BE80B4	A804_762.1 P80 BX80B4	338
2.0	3138	1.6	705.1	50000	A704_705.1 S2 ME2SB4	A704_705.1 S2 MX2SB4	334	A704_705.1 P80 BE80B4	A704_705.1 P80 BX80B4	335
2.0	3130	2.6	703.5	65000	A804_703.5 S2 ME2SB4	A804_703.5 S2 MX2SB4	337	A804_703.5 P80 BE80B4	A804_703.5 P80 BX80B4	338
2.1	3103	0.9	697.3	30000	A604_697.3 S2 ME2SB4	A604_697.3 S2 MX2SB4	330	A604_697.3 P80 BE80B4	A604_697.3 P80 BX80B4	331
2.2	2869	1.7	644.6	50000	A704_644.6 S2 ME2SB4	A704_644.6 S2 MX2SB4	334	A704_644.6 P80 BE80B4	A704_644.6 P80 BX80B4	335
2.3	2824	1.0	634.6	30000	A604_634.6 S2 ME2SB4	A604_634.6 S2 MX2SB4	330	A604_634.6 P80 BE80B4	A604_634.6 P80 BX80B4	331
2.4	2702	3.0	607.2	65000	A804_607.2 S2 ME2SB4	A804_607.2 S2 MX2SB4	337	A804_607.2 P80 BE80B4	A804_607.2 P80 BX80B4	338
2.4	2648	1.9	595.0	50000	A704_595.0 S2 ME2SB4	A704_595.0 S2 MX2SB4	334	A704_595.0 P80 BE80B4	A704_595.0 P80 BX80B4	335
2.4	2607	1.1	585.8	30000	A604_585.8 S2 ME2SB4	A604_585.8 S2 MX2SB4	330	A604_585.8 P80 BE80B4	A604_585.8 P80 BX80B4	331
2.6	2494	3.2	560.5	65000	A804_560.5 S2 ME2SB4	A804_560.5 S2 MX2SB4	337	A804_560.5 P80 BE80B4	A804_560.5 P80 BX80B4	338
2.6	2412	1.2	542.0	30000	A604_542.0 S2 ME2SB4	A604_542.0 S2 MX2SB4	330	A604_542.0 P80 BE80B4	A604_542.0 P80 BX80B4	331
2.8	2294	2.2	515.4	50000	A704_515.4 S2 ME2SB4	A704_515.4 S2 MX2SB4	334	A704_515.4 P80 BE80B4	A704_515.4 P80 BX80B4	335
2.9	2226	1.3	500.3	30000	A604_500.3 S2 ME2SB4	A604_500.3 S2 MX2SB4	330	A604_500.3 P80 BE80B4	A604_500.3 P80 BX80B4	331
3.0	2117	2.4	475.8	50000	A704_475.8 S2 ME2SB4	A704_475.8 S2 MX2SB4	334	A704_475.8 P80 BE80B4	A704_475.8 P80 BX80B4	335
3.3	1951	1.4	438.4	30000	A604_438.4 S2 ME2SB4	A604_438.4 S2 MX2SB4	330	A604_438.4 P80 BE80B4	A604_438.4 P80 BX80B4	331
3.5	1842	1.1	414.0	30000	A554_414.0 S2 ME2SB4	A554_414.0 S2 MX2SB4	326	A554_414.0 P80 BE80B4	A554_414.0 P80 BX80B4	327
3.5	1801	1.6	404.7	30000	A604_404.7 S2 ME2SB4	A604_404.7 S2 MX2SB4	330	A604_404.7 P80 BE80B4	A604_404.7 P80 BX80B4	331
3.6	1781	2.8	400.2	50000	A704_400.2 S2 ME2SB4	A704_400.2 S2 MX2SB4	334	A704_400.2 P80 BE80B4	A704_400.2 P80 BX80B4	335
3.9	1644	3.0	369.4	50000	A704_369.4 S2 ME2SB4	A704_369.4 S2 MX2SB4	334	A704_369.4 P80 BE80B4	A704_369.4 P80 BX80B4	335
3.9	1627	0.9	365.6	20000	A504_365.6 S2 ME2SB4	A504_365.6 S2 MX2SB4	322	A504_365.6 P80 BE80B4	A504_365.6 P80 BX80B4	323
4.1	1563	1.8	351.2	30000	A604_351.2 S2 ME2SB4	A604_351.2 S2 MX2SB4	330	A604_351.2 P80 BE80B4	A604_351.2 P80 BX80B4	331
4.3	1480	1.0	332.6	20000	A504_332.6 S2 ME2SB4	A504_332.6 S2 MX2SB4	322	A504_332.6 P80 BE80B4	A504_332.6 P80 BX80B4	323
4.4	1445	1.4	324.7	30000	A554_324.7 S2 ME2SB4	A554_324.7 S2 MX2SB4	326	A554_324.7 P80 BE80B4	A554_324.7 P80 BX80B4	327
4.4	1443	1.9	324.2	30000	A604_324.2 S2 ME2SB4	A604_324.2 S2 MX2SB4	330	A604_324.2 P80 BE80B4	A604_324.2 P80 BX80B4	331
4.5	1408	3.6	316.4	50000	A704_316.4 S2 ME2SB4	A704_316.4 S2 MX2SB4	334	A704_316.4 P80 BE80B4	A704_316.4 P80 BX80B4	335
5.0	1276	1.2	286.8	20000	A504_286.8 S2 ME2SB4	A504_286.8 S2 MX2SB4	322	A504_286.8 P80 BE80B4	A504_286.8 P80 BX80B4	323
5.0	1274	2.2	286.3	30000	A604_286.3 S2 ME2SB4	A604_286.3 S2 MX2SB4	330	A604_286.3 P80 BE80B4	A604_286.3 P80 BX80B4	331
5.4	1176	2.4	264.3	30000	A604_264.3 S2 ME2SB4	A604_264.3 S2 MX2SB4	330	A604_264.3 P80 BE80B4	A604_264.3 P80 BX80B4	331
5.4	1169	1.7	262.6	30000	A554_262.6 S2 ME2SB4	A554_262.6 S2 MX2SB4	326	A554_262.6 P80 BE80B4	A554_262.6 P80 BX80B4	327
5.5	1161	1.3	260.9	20000	A504_260.9 S2 ME2SB4	A504_260.9 S2 MX2SB4	322	A504_260.9 P80 BE80B4	A504_260.9 P80 BX80B4	323
6.2	1032	1.5	232.0	20000	A504_232.0 S2 ME2SB4	A504_232.0 S2 MX2SB4	322	A504_232.0 P80 BE80B4	A504_232.0 P80 BX80B4	323
6.3	1006	2.8	226.1	30000	A604_226.1 S2 ME2SB4	A604_226.1 S2 MX2SB4	330	A604_226.1 P80 BE80B4	A604_226.1 P80 BX80B4	331
6.8	939	1.6	211.0	20000	A504_211.0 S2 ME2SB4	A504_211.0 S2 MX2SB4	322	A504_211.0 P80 BE80B4	A504_211.0 P80 BX80B4	323
6.9	929	3.0	208.7	30000	A604_208.7 S2 ME2SB4	A604_208.7 S2 MX2SB4	330	A604_208.7 P80 BE80B4	A604_208.7 P80 BX80B4	331
6.9	926	2.1	208.1	30000	A554_208.1 S2 ME2SB4	A554_208.1 S2 MX2SB4	326	A554_208.1 P80 BE80B4	A554_208.1 P80 BX80B4	327
7.2	899	0.9	197.5	15000	A413_197.5 S2 ME2SB4	A413_197.5 S2 MX2SB4	318	A413_197.5 P80 BE80B4	A413_197.5 P80 BX80B4	319
7.4	884	2.3	194.2	30000	A553_194.2 S2 ME2SB4	A553_194.2 S2 MX2SB4	326	A553_194.2 P80 BE80B4	A553_194.2 P80 BX80B4	327
7.5	867	1.7	190.6	20000	A503_190.6 S2 ME2SB4	A503_190.6 S2 MX2SB4	322	A503_190.6 P80 BE80B4	A503_190.6 P80 BX80B4	323
7.7	845	3.3	185.8	30000	A603_185.8 S2 ME2SB4	A603_185.8 S2 MX2SB4	330	A603_185.8 P80 BE80B4	A603_185.8 P80 BX80B4	331
7.8	839	1.0	184.4	15000	A413_184.4 S2 ME2SB4	A413_184.4 S2 MX2SB4	318	A413_184.4 P80 BE80B4	A413_184.4 P80 BX80B4	319
8.2	796	2.5	175.0	30000	A553_175.0 S2 ME2SB4	A553_175.0 S2 MX2SB4	326	A553_175.0 P80 BE80B4	A553_175.0 P80 BX80B4	327
8.2	789	1.9	173.4	20000	A503_173.4 S2 ME2SB4	A503_173.4 S2 MX2SB4	322	A503_173.4 P80 BE80B4	A503_173.4 P80 BX80B4	323
8.3	780	3.6	171.5	30000	A603_171.5 S2 ME2SB4	A603_171.5 S2 MX2SB4	330	A603_171.5 P80 BE80B4	A603_171.5 P80 BX80B4	331
8.9	730	2.7	160.4	30000	A553_160.4 S2 ME2SB4	A553_160.4 S2 MX2SB4	326	A553_160.4 P80 BE80B4	A553_160.4 P80 BX80B4	327

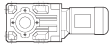





0.75 kW

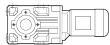



n ₂ min-1	M ₂ Nm	S	i	R _{n2} N				 IEC 		
					IE2	IE3		IE2	IE3	
9.3	703	2.1	154.6	20000	A503_154.6 S2 ME2SB4	A503_154.6 S2 MX2SB4	322	A503_154.6 P80 BE80B4	A503_154.6 P80 BX80B4	323
9.7	668	1.3	146.9	15000	A413_146.9 S2 ME2SB4	A413_146.9 S2 MX2SB4	318	A413_146.9 P80 BE80B4	A413_146.9 P80 BX80B4	319
9.7	668	3.0	146.8	30000	A553_146.8 S2 ME2SB4	A553_146.8 S2 MX2SB4	326	A553_146.8 P80 BE80B4	A553_146.8 P80 BX80B4	327
10.2	640	2.3	140.6	20000	A503_140.6 S2 ME2SB4	A503_140.6 S2 MX2SB4	322	A503_140.6 P80 BE80B4	A503_140.6 P80 BX80B4	323
10.5	620	0.9	136.3	12000	A353_136.3 S2 ME2SB4	A353_136.3 S2 MX2SB4	314	A353_136.3 P80 BE80B4	A353_136.3 P80 BX80B4	315
10.8	604	3.3	132.7	30000	A553_132.7 S2 ME2SB4	A553_132.7 S2 MX2SB4	326	A553_132.7 P80 BE80B4	A553_132.7 P80 BX80B4	327
11.0	590	2.5	129.7	20000	A503_129.7 S2 ME2SB4	A503_129.7 S2 MX2SB4	322	A503_129.7 P80 BE80B4	A503_129.7 P80 BX80B4	323
11.5	564	3.5	123.9	30000	A553_123.9 S2 ME2SB4	A553_123.9 S2 MX2SB4	326	A553_123.9 P80 BE80B4	A553_123.9 P80 BX80B4	327
12.1	537	2.8	118.0	20000	A503_118.0 S2 ME2SB4	A503_118.0 S2 MX2SB4	322	A503_118.0 P80 BE80B4	A503_118.0 P80 BX80B4	323
12.2	532	1.1	116.9	12000	A353_116.9 S2 ME2SB4	A353_116.9 S2 MX2SB4	314	A353_116.9 P80 BE80B4	A353_116.9 P80 BX80B4	315
12.3	527	1.6	115.9	15000	A413_115.9 S2 ME2SB4	A413_115.9 S2 MX2SB4	318	A413_115.9 P80 BE80B4	A413_115.9 P80 BX80B4	319
13.1	498	3.0	109.4	20000	A503_109.4 S2 ME2SB4	A503_109.4 S2 MX2SB4	322	A503_109.4 P80 BE80B4	A503_109.4 P80 BX80B4	323
13.5	480	1.1	105.5	12000	A353_105.5 S2 ME2SB4	A353_105.5 S2 MX2SB4	314	A353_105.5 P80 BE80B4	A353_105.5 P80 BX80B4	315
14.4	453	3.3	99.5	20000	A503_99.5 S2 ME2SB4	A503_99.5 S2 MX2SB4	322	A503_99.5 P80 BE80B4	A503_99.5 P80 BX80B4	323
15.0	450	1.2	95.6	12000	A352_95.6 S2 ME2SB4	A352_95.6 S2 MX2SB4	314	A352_95.6 P80 BE80B4	A352_95.6 P80 BX80B4	315
15.4	422	1.9	92.8	15000	A413_92.8 S2 ME2SB4	A413_92.8 S2 MX2SB4	318	A413_92.8 P80 BE80B4	A413_92.8 P80 BX80B4	319
17.3	388	1.5	82.5	12000	A352_82.5 S2 ME2SB4	A352_82.5 S2 MX2SB4	314	A352_82.5 P80 BE80B4	A352_82.5 P80 BX80B4	315
18.0	372	2.3	79.2	15000	A412_79.2 S2 ME2SB4	A412_79.2 S2 MX2SB4	318	A412_79.2 P80 BE80B4	A412_79.2 P80 BX80B4	319
18.7	360	1.0	76.5	8580	A302_76.5 S2 ME2SB4	A302_76.5 S2 MX2SB4	310	A302_76.5 P80 BE80B4	A302_76.5 P80 BX80B4	311
19.3	349	1.7	74.3	12000	A352_74.3 S2 ME2SB4	A352_74.3 S2 MX2SB4	314	A352_74.3 P80 BE80B4	A352_74.3 P80 BX80B4	315
20.1	335	2.5	71.3	15000	A412_71.3 S2 ME2SB4	A412_71.3 S2 MX2SB4	318	A412_71.3 P80 BE80B4	A412_71.3 P80 BX80B4	319
21.7	310	1.3	66.0	8360	A302_66.0 S2 ME2SB4	A302_66.0 S2 MX2SB4	310	A302_66.0 P80 BE80B4	A302_66.0 P80 BX80B4	311
21.7	309	1.9	65.8	12000	A352_65.8 S2 ME2SB4	A352_65.8 S2 MX2SB4	314	A352_65.8 P80 BE80B4	A352_65.8 P80 BX80B4	315
22.3	302	2.8	64.2	15000	A412_64.2 S2 ME2SB4	A412_64.2 S2 MX2SB4	318	A412_64.2 P80 BE80B4	A412_64.2 P80 BX80B4	319
23.7	284	2.1	60.4	12000	A352_60.4 S2 ME2SB4	A352_60.4 S2 MX2SB4	314	A352_60.4 P80 BE80B4	A352_60.4 P80 BX80B4	315
24.1	279	1.4	59.4	8190	A302_59.4 S2 ME2SB4	A302_59.4 S2 MX2SB4	310	A302_59.4 P80 BE80B4	A302_59.4 P80 BX80B4	311
24.3	276	3.1	58.8	15000	A412_58.8 S2 ME2SB4	A412_58.8 S2 MX2SB4	318	A412_58.8 P80 BE80B4	A412_58.8 P80 BX80B4	319
26.3	255	2.4	54.3	12000	A352_54.3 S2 ME2SB4	A352_54.3 S2 MX2SB4	314	A352_54.3 P80 BE80B4	A352_54.3 P80 BX80B4	315
26.7	252	1.0	53.7	5210	A202_53.7 S2 ME2SB4	A202_53.7 S2 MX2SB4	306	A202_53.7 P80 BE80B4	A202_53.7 P80 BX80B4	307
26.9	250	3.4	53.1	15000	A412_53.1 S2 ME2SB4	A412_53.1 S2 MX2SB4	318	A412_53.1 P80 BE80B4	A412_53.1 P80 BX80B4	319
27.1	248	1.7	52.7	7990	A302_52.7 S2 ME2SB4	A302_52.7 S2 MX2SB4	310	A302_52.7 P80 BE80B4	A302_52.7 P80 BX80B4	311
29.1	231	2.6	49.1	12000	A352_49.1 S2 ME2SB4	A352_49.1 S2 MX2SB4	314	A352_49.1 P80 BE80B4	A352_49.1 P80 BX80B4	315
29.6	227	1.1	48.3	5140	A202_48.3 S2 ME2SB4	A202_48.3 S2 MX2SB4	306	A202_48.3 P80 BE80B4	A202_48.3 P80 BX80B4	307
29.6	227	1.8	48.3	7840	A302_48.3 S2 ME2SB4	A302_48.3 S2 MX2SB4	310	A302_48.3 P80 BE80B4	A302_48.3 P80 BX80B4	311
31	215	2.8	45.8	12000	A352_45.8 S2 ME2SB4	A352_45.8 S2 MX2SB4	314	A352_45.8 P80 BE80B4	A352_45.8 P80 BX80B4	315
33	204	2.0	43.4	7660	A302_43.4 S2 ME2SB4	A302_43.4 S2 MX2SB4	310	A302_43.4 P80 BE80B4	A302_43.4 P80 BX80B4	311
33	203	1.2	43.2	5060	A202_43.2 S2 ME2SB4	A202_43.2 S2 MX2SB4	306	A202_43.2 P80 BE80B4	A202_43.2 P80 BX80B4	307
34	196	3.1	41.8	11900	A352_41.8 S2 ME2SB4	A352_41.8 S2 MX2SB4	314	A352_41.8 P80 BE80B4	A352_41.8 P80 BX80B4	315
36	186	1.3	39.6	4990	A202_39.6 S2 ME2SB4	A202_39.6 S2 MX2SB4	306	A202_39.6 P80 BE80B4	A202_39.6 P80 BX80B4	307
36	185	2.2	39.3	7480	A302_39.3 S2 ME2SB4	A302_39.3 S2 MX2SB4	310	A302_39.3 P80 BE80B4	A302_39.3 P80 BX80B4	311
39	172	2.4	36.6	7360	A302_36.6 S2 ME2SB4	A302_36.6 S2 MX2SB4	310	A302_36.6 P80 BE80B4	A302_36.6 P80 BX80B4	311
39	172	3.5	36.6	11500	A352_36.6 S2 ME2SB4	A352_36.6 S2 MX2SB4	314	A352_36.6 P80 BE80B4	A352_36.6 P80 BX80B4	315
40	167	1.5	35.4	4890	A202_35.4 S2 ME2SB4	A202_35.4 S2 MX2SB4	306	A202_35.4 P80 BE80B4	A202_35.4 P80 BX80B4	307
41	165	0.9	35.1	4320	A102_35.1 S2 ME2SB4	A102_35.1 S2 MX2SB4	302	A102_35.1 P80 BE80B4	A102_35.1 P80 BX80B4	303
43	157	2.6	33.4	7200	A302_33.4 S2 ME2SB4	A302_33.4 S2 MX2SB4	310	A302_33.4 P80 BE80B4	A302_33.4 P80 BX80B4	311
44	151	1.0	32.2	5080	A102_32.2 S2 ME2SB4	A102_32.2 S2 MX2SB4	302	A102_32.2 P80 BE80B4	A102_32.2 P80 BX80B4	303
46	147	1.7	31.3	4780	A202_31.3 S2 ME2SB4	A202_31.3 S2 MX2SB4	306	A202_31.3 P80 BE80B4	A202_31.3 P80 BX80B4	307
49	138	3.0	29.3	6960	A302_29.3 S2 ME2SB4	A302_29.3 S2 MX2SB4	310	A302_29.3 P80 BE80B4	A302_29.3 P80 BX80B4	311
49	137	1.8	29.2	4710	A202_29.2 S2 ME2SB4	A202_29.2 S2 MX2SB4	306	A202_29.2 P80 BE80B4	A202_29.2 P80 BX80B4	307
50	134	1.1	28.6	4200	A102_28.6 S2 ME2SB4	A102_28.6 S2 MX2SB4	302	A102_28.6 P80 BE80B4	A102_28.6 P80 BX80B4	303
54	125	3.3	26.5	6790	A302_26.5 S2 ME2SB4	A302_26.5 S2 MX2SB4	310	A302_26.5 P80 BE80B4	A302_26.5 P80 BX80B4	311
54	124	2.0	26.5	4620	A202_26.5 S2 ME2SB4	A202_26.5 S2 MX2SB4	306	A202_26.5 P80 BE80B4	A202_26.5 P80 BX80B4	307
56	120	1.3	25.5	4900	A102_25.5 S2 ME2SB4	A102_25.5 S2 MX2SB4	302	A102_25.5 P80 BE80B4	A102_25.5 P80 BX80B4	303
60	112	0.9	23.8	2200	A052_23.8 S2 ME2SB4	A052_23.8 S2 MX2SB4	299	A052_23.8 P80 BE80B4	A052_23.8 P80 BX80B4	299
60	112	1.3	23.8	4070	A102_23.8 S2 ME2SB4	A102_23.8 S2 MX2SB4	302	A102_23.8 P80 BE80B4	A102_23.8 P80 BX80B4	303
62	109	2.3	23.1	4480	A202_23.1 S2 ME2SB4	A202_23.1 S2 MX2SB4	306	A202_23.1 P80 BE80B4	A202_23.1 P80 BX80B4	307
67	100	1.0	21.4	2210	A052_21.4 S2 ME2SB4	A052_21.4 S2 MX2SB4	299	A052_21.4 P80 BE80B4	A052_21.4 P80 BX80B4	299
67	100	1.5	21.4	4740	A102_21.4 S2 ME2SB4	A102_21.4 S2 MX2SB4	302	A102_21.4 P80 BE80B4	A102_21.4 P80 BX80B4	303
67	100	2.5	21.2	4390	A202_21.2 S2 ME2SB4	A202_21.2 S2 MX2SB4	306	A202_21.2 P80 BE80B4	A202_21.2 P80 BX80B4	307
77	87	1.1	18.6	2190	A052_18.6 S2 ME2SB4	A052_18.6 S2 MX2SB4	299	A052_18.6 P80 BE80B4	A052_18.6 P80 BX80B4	299
77	87	1.7	18.6	3880	A102_18.6 S2 ME2SB4	A102_18.6 S2 MX2SB4	302	A102_18.6 P80 BE80B4	A102_18.6 P80 BX80B4	303
79	85	2.9	18.1	4230	A202_18.1 S2 ME2SB4	A202_18.1 S2 MX2SB4	306	A202_18.1 P80 BE80B4	A202_18.1 P80 BX80B4	307
87	77	1.3	16.4	2160	A052_16.4 S2 ME2SB4	A052_16.4 S2 MX2SB4	299	A052_16.4 P80 BE80B4	A052_16.4 P80 BX80B4	299
87	77	1.9	16.4	4490	A102_16.4 S2 ME2SB4	A102_16.4 S2 MX2SB4	302	A102_16.4 P80 BE80B4	A102_16.4 P80 BX80B4	303
88	76	3.3	16.2	4110	A202_16.2 S2 ME2SB4	A202_16.2 S2 MX2SB4	306	A202_16.2 P80 BE80B4	A202_16.2 P80 BX80B4	307

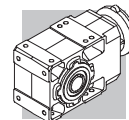


0.75 kW

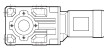

n ₂ min-1	M ₂ Nm	S	i	R _{n2} N				 IEC		
					IE2	IE3		IE2	IE3	
103	65	1.5	13.9	2110	A052_13.9 S2 ME2SB4	A052_13.9 S2 MX2SB4	299	A052_13.9 P80 BE80B4	A052_13.9 P80 BX80B4	299
103	65	2.3	13.9	3640	A102_13.9 S2 ME2SB4	A102_13.9 S2 MX2SB4	302	A102_13.9 P80 BE80B4	A102_13.9 P80 BX80B4	303
116	58	1.7	12.3	2080	A052_12.3 S2 ME2SB4	A052_12.3 S2 MX2SB4	299	A052_12.3 P80 BE80B4	A052_12.3 P80 BX80B4	299
116	58	2.4	12.3	3530	A102_12.3 S2 ME2SB4	A102_12.3 S2 MX2SB4	302	A102_12.3 P80 BE80B4	A102_12.3 P80 BX80B4	303
135	50	2.0	10.6	2010	A052_10.6 S2 ME2SB4	A052_10.6 S2 MX2SB4	299	A052_10.6 P80 BE80B4	A052_10.6 P80 BX80B4	299
135	50	3.0	10.6	3400	A102_10.6 S2 ME2SB4	A102_10.6 S2 MX2SB4	302	A102_10.6 P80 BE80B4	A102_10.6 P80 BX80B4	303
149	45	2.2	9.6	1990	A052_9.6 S2 ME2SB4	A052_9.6 S2 MX2SB4	299	A052_9.6 P80 BE80B4	A052_9.6 P80 BX80B4	299
149	45	3.1	9.6	3320	A102_9.6 S2 ME2SB4	A102_9.6 S2 MX2SB4	302	A102_9.6 P80 BE80B4	A102_9.6 P80 BX80B4	303
168	40	2.5	8.5	1940	A052_8.5 S2 ME2SB4	A052_8.5 S2 MX2SB4	299	A052_8.5 P80 BE80B4	A052_8.5 P80 BX80B4	299
168	40	3.5	8.5	3820	A102_8.5 S2 ME2SB4	A102_8.5 S2 MX2SB4	302	A102_8.5 P80 BE80B4	A102_8.5 P80 BX80B4	303
198	34	3.0	7.2	1870	A052_7.2 S2 ME2SB4	A052_7.2 S2 MX2SB4	299	A052_7.2 P80 BE80B4	A052_7.2 P80 BX80B4	299
226	30	3.4	6.3	1810	A052_6.3 S2 ME2SB4	A052_6.3 S2 MX2SB4	299	A052_6.3 P80 BE80B4	A052_6.3 P80 BX80B4	299
262	26	3.7	5.5	1750	A052_5.5 S2 ME2SB4	A052_5.5 S2 MX2SB4	299	A052_5.5 P80 BE80B4	A052_5.5 P80 BX80B4	299
270	25	3.2	10.6	1720	A052_10.6 S2 ME2SA2		299	A052_10.6 P80 BE80A2		299
296	23	4.2	9.6	1690	A052_9.6 S2 ME2SA2		299	A052_9.6 P80 BE80A2		299
335	20	4.5	8.5	1640	A052_8.5 S2 ME2SA2		299	A052_8.5 P80 BE80A2		299
395	17.0	5.0	7.2	1570	A052_7.2 S2 ME2SA2		299	A052_7.2 P80 BE80A2		299
450	15.0	5.3	6.3	1510	A052_6.3 S2 ME2SA2		299	A052_6.3 P80 BE80A2		299
521	12.9	5.8	5.5	1450	A052_5.5 S2 ME2SA2		299	A052_5.5 P80 BE80A2		299

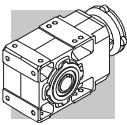
0.75 kW

n ₂ min-1	M ₂ Nm	S	i	R _{n2} N				 IEC		
					IE3	IE3		IE3	IE3	
0.58	11068	1.3	1632	75000						
0.62	10220	1.4	1507	75000						
0.71	8979	1.6	1324	75000						
0.77	8287	1.7	1222	75000						
0.88	7264	1.9	1632	75000				A904_1632 P80 BXN80MB4		341
0.92	6932	1.2	1558	65000				A804_1558 P80 BXN80MB4		338
0.95	6705	2.1	1507	75000				A904_1507 P80 BXN80MB4		341
0.99	6398	1.3	1438	65000				A804_1438 P80 BXN80MB4		338
1.1	5963	1.3	1340	65000				A804_1340 P80 BXN80MB4		338
1.1	5892	2.4	1324	75000				A904_1324 P80 BXN80MB4		341
1.2	5528	0.9	1242	50000				A704_1242 P80 BXN80MB4		335
1.2	5504	1.5	1237	65000				A804_1237 P80 BXN80MB4		338
1.2	5439	2.6	1222	75000				A904_1222 P80 BXN80MB4		341
1.2	5169	1.0	1161	50000				A704_1161 P80 BXN80MB4		335
1.3	4942	2.8	1111	75000				A904_1111 P80 BXN80MB4		341
1.3	4828	1.7	1085	65000				A804_1085 P80 BXN80MB4		338
1.3	4771	1.0	1072	50000				A704_1072 P80 BXN80MB4		335
1.4	4562	3.1	1025	75000				A904_1025 P80 BXN80MB4		341
1.4	4456	1.8	1001	65000				A804_1001 P80 BXN80MB4		338
1.5	4170	3.4	937.2	75000				A904_937.2 P80 BXN80MB4		341
1.5	4123	1.2	926.5	50000				A704_926.5 P80 BXN80MB4		335
1.6	3999	2.0	898.7	65000				A804_898.7 P80 BXN80MB4		338
1.7	3806	1.3	855.3	50000				A704_855.3 P80 BXN80MB4		335
1.7	3691	2.2	829.5	65000				A804_829.5 P80 BXN80MB4		338
1.9	3399	1.5	763.9	50000				A704_763.9 P80 BXN80MB4		335
1.9	3391	2.4	762.1	65000				A804_762.1 P80 BXN80MB4		338
2.0	3138	1.6	705.1	50000				A704_705.1 P80 BXN80MB4		335
2.0	3130	2.6	703.5	65000				A804_703.5 P80 BXN80MB4		338
2.1	3103	0.9	697.3	30000				A604_697.3 P80 BXN80MB4		331
2.2	2869	1.7	644.6	50000				A704_644.6 P80 BXN80MB4		335
2.3	2824	1.0	634.6	30000				A604_634.6 P80 BXN80MB4		331
2.4	2702	3.0	607.2	65000				A804_607.2 P80 BXN80MB4		338
2.4	2648	1.9	595.0	50000				A704_595.0 P80 BXN80MB4		335
2.4	2607	1.1	585.8	30000				A604_585.8 P80 BXN80MB4		331
2.6	2494	3.2	560.5	65000				A804_560.5 P80 BXN80MB4		338
2.6	2412	1.2	542.0	30000				A604_542.0 P80 BXN80MB4		331
2.8	2294	2.2	515.4	50000				A704_515.4 P80 BXN80MB4		335
2.9	2226	1.3	500.3	30000				A604_500.3 P80 BXN80MB4		331

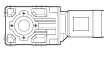



0.75 kW

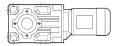

n ₂ min ⁻¹	M ₂ Nm	S	i	R _{n2} N	IE3		IEC	IE3
								
3.0	2117	2.4	475.8	50000			A704_475.8 P80 BXN80MB4	335
3.3	1951	1.4	438.4	30000			A604_438.4 P80 BXN80MB4	331
3.5	1842	1.1	414.0	30000			A554_414.0 P80 BXN80MB4	327
3.5	1801	1.6	404.7	30000			A604_404.7 P80 BXN80MB4	331
3.6	1781	2.8	400.2	50000			A704_400.2 P80 BXN80MB4	335
3.9	1644	3.0	369.4	50000			A704_369.4 P80 BXN80MB4	335
3.9	1627	0.9	365.6	20000			A504_365.6 P80 BXN80MB4	323
4.1	1563	1.8	351.2	30000			A604_351.2 P80 BXN80MB4	331
4.3	1480	1.0	332.6	20000			A504_332.6 P80 BXN80MB4	323
4.4	1445	1.4	324.7	30000			A554_324.7 P80 BXN80MB4	327
4.4	1443	1.9	324.2	30000			A604_324.2 P80 BXN80MB4	331
4.5	1408	3.6	316.4	50000			A704_316.4 P80 BXN80MB4	335
5.0	1276	1.2	286.8	20000			A504_286.8 P80 BXN80MB4	323
5.0	1274	2.2	286.3	30000			A604_286.3 P80 BXN80MB4	331
5.4	1176	2.4	264.3	30000			A604_264.3 P80 BXN80MB4	331
5.4	1169	1.7	262.6	30000			A554_262.6 P80 BXN80MB4	327
5.5	1161	1.3	260.9	20000			A504_260.9 P80 BXN80MB4	323
6.2	1032	1.5	232.0	20000			A504_232.0 P80 BXN80MB4	323
6.3	1006	2.8	226.1	30000			A604_226.1 P80 BXN80MB4	331
6.8	939	1.6	211.0	20000			A504_211.0 P80 BXN80MB4	323
6.9	929	3.0	208.7	30000			A604_208.7 P80 BXN80MB4	331
6.9	926	2.1	208.1	30000			A554_208.1 P80 BXN80MB4	327
7.2	899	0.9	197.5	15000	A413_197.5 S20 MXN20MB4	318	A413_197.5 P80 BXN80MB4	319
7.4	884	2.3	194.2	30000			A553_194.2 P80 BXN80MB4	327
7.5	867	1.7	190.6	20000			A503_190.6 P80 BXN80MB4	323
7.7	845	3.3	185.8	30000			A603_185.8 P80 BXN80MB4	331
7.8	839	1.0	184.4	15000	A413_184.4 S20 MXN20MB4	318	A413_184.4 P80 BXN80MB4	319
8.2	796	2.5	175.0	30000			A553_175.0 P80 BXN80MB4	327
8.2	789	1.9	173.4	20000			A503_173.4 P80 BXN80MB4	323
8.3	780	3.6	171.5	30000			A603_171.5 P80 BXN80MB4	331
8.9	730	2.7	160.4	30000			A553_160.4 P80 BXN80MB4	327
9.3	703	2.1	154.6	20000			A503_154.6 P80 BXN80MB4	323
9.7	668	1.3	146.9	15000	A413_146.9 S20 MXN20MB4	318	A413_146.9 P80 BXN80MB4	319
9.7	668	3.0	146.8	30000			A553_146.8 P80 BXN80MB4	327
10.2	640	2.3	140.6	20000			A503_140.6 P80 BXN80MB4	323
10.5	620	0.9	136.3	12000	A353_136.3 S20 MXN20MB4	314	A353_136.3 P80 BXN80MB4	315
10.8	604	3.3	132.7	30000			A553_132.7 P80 BXN80MB4	327
11.0	590	2.5	129.7	20000			A503_129.7 P80 BXN80MB4	323
11.5	564	3.5	123.9	30000			A553_123.9 P80 BXN80MB4	327
12.1	537	2.8	118.0	20000			A503_118.0 P80 BXN80MB4	323
12.2	532	1.1	116.9	12000	A353_116.9 S20 MXN20MB4	314	A353_116.9 P80 BXN80MB4	315
12.3	527	1.6	115.9	15000	A413_115.9 S20 MXN20MB4	318	A413_115.9 P80 BXN80MB4	319
13.1	498	3.0	109.4	20000			A503_109.4 P80 BXN80MB4	323
13.5	480	1.1	105.5	12000	A353_105.5 S20 MXN20MB4	314	A353_105.5 P80 BXN80MB4	315
14.4	453	3.3	99.5	20000			A503_99.5 P80 BXN80MB4	323
15.0	450	1.2	95.6	12000			A352_95.6 P80 BXN80MB4	315
15.4	422	1.9	92.8	15000	A413_92.8 S20 MXN20MB4	318	A413_92.8 P80 BXN80MB4	319
17.3	388	1.5	82.5	12000			A352_82.5 P80 BXN80MB4	315
18.0	372	2.3	79.2	15000			A412_79.2 P80 BXN80MB4	319
18.7	360	1.0	76.5	8580			A302_76.5 P80 BXN80MB4	311
19.3	349	1.7	74.3	12000			A352_74.3 P80 BXN80MB4	315
20.1	335	2.5	71.3	15000			A412_71.3 P80 BXN80MB4	319
21.7	310	1.3	66.0	8360			A302_66.0 P80 BXN80MB4	311
21.7	309	1.9	65.8	12000			A352_65.8 P80 BXN80MB4	315
22.3	302	2.8	64.2	15000			A412_64.2 P80 BXN80MB4	319
23.7	284	2.1	60.4	12000			A352_60.4 P80 BXN80MB4	315
24.1	279	1.4	59.4	8190			A302_59.4 P80 BXN80MB4	311
24.3	276	3.1	58.8	15000			A412_58.8 P80 BXN80MB4	319
26.3	255	2.4	54.3	12000			A352_54.3 P80 BXN80MB4	315
26.7	252	1.0	53.7	5210	A202_53.7 S20 MXN20MB4	306	A202_53.7 P80 BXN80MB4	307
26.9	250	3.4	53.1	15000			A412_53.1 P80 BXN80MB4	319
27.1	248	1.7	52.7	7990			A302_52.7 P80 BXN80MB4	311
29.1	231	2.6	49.1	12000			A352_49.1 P80 BXN80MB4	315
29.6	227	1.1	48.3	5140	A202_48.3 S20 MXN20MB4	306	A202_48.3 P80 BXN80MB4	307
29.6	227	1.8	48.3	7840			A302_48.3 P80 BXN80MB4	311

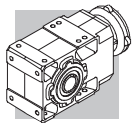


0.75 kW

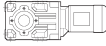



n ₂ min ⁻¹	M ₂ Nm	S	i	R _{n2} N	 IE3		 IE3	
31	215	2.8	45.8	12000			A352_45.8 P80 BXN80MB4	315
33	204	2.0	43.4	7660			A302_43.4 P80 BXN80MB4	311
33	203	1.2	43.2	5060	A202_43.2 S20 MXN20MB4	306	A202_43.2 P80 BXN80MB4	307
34	196	3.1	41.8	11900			A352_41.8 P80 BXN80MB4	315
36	186	1.3	39.6	4990	A202_39.6 S20 MXN20MB4	306	A202_39.6 P80 BXN80MB4	307
36	185	2.2	39.3	7480			A302_39.3 P80 BXN80MB4	311
39	172	2.4	36.6	7360			A302_36.6 P80 BXN80MB4	311
39	172	3.5	36.6	11500			A352_36.6 P80 BXN80MB4	315
40	167	1.5	35.4	4890	A202_35.4 S20 MXN20MB4	306	A202_35.4 P80 BXN80MB4	307
41	165	0.9	35.1	4320	A102_35.1 S20 MXN20MB4	302	A102_35.1 P80 BXN80MB4	303
43	157	2.6	33.4	7200			A302_33.4 P80 BXN80MB4	311
44	151	1.0	32.2	5080	A102_32.2 S20 MXN20MB4	302	A102_32.2 P80 BXN80MB4	303
46	147	1.7	31.3	4780	A202_31.3 S20 MXN20MB4	306	A202_31.3 P80 BXN80MB4	307
49	138	3.0	29.3	6960			A302_29.3 P80 BXN80MB4	311
49	137	1.8	29.2	4710	A202_29.2 S20 MXN20MB4	306	A202_29.2 P80 BXN80MB4	307
50	134	1.1	28.6	4200	A102_28.6 S20 MXN20MB4	302	A102_28.6 P80 BXN80MB4	303
54	125	3.3	26.5	6790			A302_26.5 P80 BXN80MB4	311
54	124	2.0	26.5	4620	A202_26.5 S20 MXN20MB4	306	A202_26.5 P80 BXN80MB4	307
56	120	1.3	25.5	4900	A102_25.5 S20 MXN20MB4	302	A102_25.5 P80 BXN80MB4	303
60	112	0.9	23.8	2200			A052_23.8 P80 BXN80MB4	299
60	112	1.3	23.8	4070	A102_23.8 S20 MXN20MB4	302	A102_23.8 P80 BXN80MB4	303
62	109	2.3	23.1	4480	A202_23.1 S20 MXN20MB4	306	A202_23.1 P80 BXN80MB4	307
67	100	1.0	21.4	2210			A052_21.4 P80 BXN80MB4	299
67	100	1.5	21.4	4740	A102_21.4 S20 MXN20MB4	302	A102_21.4 P80 BXN80MB4	303
67	100	2.5	21.2	4390	A202_21.2 S20 MXN20MB4	306	A202_21.2 P80 BXN80MB4	307
77	87	1.1	18.6	2190			A052_18.6 P80 BXN80MB4	299
77	87	1.7	18.6	3880	A102_18.6 S20 MXN20MB4	302	A102_18.6 P80 BXN80MB4	303
79	85	2.9	18.1	4230	A202_18.1 S20 MXN20MB4	306	A202_18.1 P80 BXN80MB4	307
87	77	1.3	16.4	2160			A052_16.4 P80 BXN80MB4	299
87	77	1.9	16.4	4490	A102_16.4 S20 MXN20MB4	302	A102_16.4 P80 BXN80MB4	303
88	76	3.3	16.2	4110	A202_16.2 S20 MXN20MB4	306	A202_16.2 P80 BXN80MB4	307
103	65	1.5	13.9	2110			A052_13.9 P80 BXN80MB4	299
103	65	2.3	13.9	3640	A102_13.9 S20 MXN20MB4	302	A102_13.9 P80 BXN80MB4	303
116	58	1.7	12.3	2080			A052_12.3 P80 BXN80MB4	299
116	58	2.4	12.3	3530	A102_12.3 S20 MXN20MB4	302	A102_12.3 P80 BXN80MB4	303
135	50	2.0	10.6	2010			A052_10.6 P80 BXN80MB4	299
135	50	3.0	10.6	3400	A102_10.6 S20 MXN20MB4	302	A102_10.6 P80 BXN80MB4	303
149	45	2.2	9.6	1990			A052_9.6 P80 BXN80MB4	299
149	45	3.1	9.6	3320	A102_9.6 S20 MXN20MB4	302	A102_9.6 P80 BXN80MB4	303
168	40	2.5	8.5	1940			A052_8.5 P80 BXN80MB4	299
168	40	3.5	8.5	3820	A102_8.5 S20 MXN20MB4	302	A102_8.5 P80 BXN80MB4	303
198	34	3.0	7.2	1870			A052_7.2 P80 BXN80MB4	299
226	30	3.4	6.3	1810			A052_6.3 P80 BXN80MB4	299
262	26	3.7	5.5	1750			A052_5.5 P80 BXN80MB4	299
270	25	3.2	10.6	1720				
296	23	4.2	9.6	1690				
335	20	4.5	8.5	1640				
395	17.0	5.0	7.2	1570				
450	15.0	5.3	6.3	1510				
521	12.9	5.8	5.5	1450				

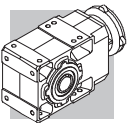
1.1 kW

n ₂ min ⁻¹	M ₂ Nm	S	i	R _{n2} N	 IE2		 IE3			
0.63	14914	0.9	1507	75000	A904_1507 S3 ME3LA6		340	A904_1507 P100 BE100M6	341	
0.71	13103	1.1	1324	75000	A904_1324 S3 ME3LA6		340	A904_1324 P100 BE100M6	341	
0.77	12094	1.2	1222	75000	A904_1222 S3 ME3LA6		340	A904_1222 P100 BE100M6	341	
0.88	10751	1.3	1632	75000	A904_1632 S3 ME3SA4	A904_1632 S3 MX3SA4	340	A904_1632 P90 BE90S4	A904_1632 P90 BX90S4	341
0.95	9924	1.4	1507	75000	A904_1507 S3 ME3SA4	A904_1507 S3 MX3SA4	340	A904_1507 P90 BE90S4	A904_1507 P90 BX90S4	341
1.1	8825	0.9	1340	65000	A804_1340 S3 ME3SA4	A804_1340 S3 MX3SA4	337	A804_1340 P90 BE90S4	A804_1340 P90 BX90S4	338
1.1	8720	1.6	1324	75000	A904_1324 S3 ME3SA4	A904_1324 S3 MX3SA4	340	A904_1324 P90 BE90S4	A904_1324 P90 BX90S4	341



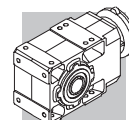
1.1 kW

n ₂ min ⁻¹	M ₂ Nm	S	i	R _{n2} N						
					IE2	IE3		IE2	IE3	
1.2	8146	1.0	1237	65000	A804_1237 S3 ME3SA4	A804_1237 S3 MX3SA4	337	A804_1237 P90 BE90S4	A804_1237 P90 BX90S4	338
1.2	8049	1.7	1222	75000	A904_1222 S3 ME3SA4	A904_1222 S3 MX3SA4	340	A904_1222 P90 BE90S4	A904_1222 P90 BX90S4	341
1.3	7314	1.9	1111	75000	A904_1111 S3 ME3SA4	A904_1111 S3 MX3SA4	340	A904_1111 P90 BE90S4	A904_1111 P90 BX90S4	341
1.3	7145	1.1	1085	65000	A804_1085 S3 ME3SA4	A804_1085 S3 MX3SA4	337	A804_1085 P90 BE90S4	A804_1085 P90 BX90S4	338
1.4	6752	2.1	1025	75000	A904_1025 S3 ME3SA4	A904_1025 S3 MX3SA4	340	A904_1025 P90 BE90S4	A904_1025 P90 BX90S4	341
1.4	6595	1.2	1001	65000	A804_1001 S3 ME3SA4	A804_1001 S3 MX3SA4	337	A804_1001 P90 BE90S4	A804_1001 P90 BX90S4	338
1.5	6172	2.3	937.2	75000	A904_937.2 S3 ME3SA4	A904_937.2 S3 MX3SA4	340	A904_937.2 P90 BE90S4	A904_937.2 P90 BX90S4	341
1.6	5919	1.4	898.7	65000	A804_898.7 S3 ME3SA4	A804_898.7 S3 MX3SA4	337	A804_898.7 P90 BE90S4	A804_898.7 P90 BX90S4	338
1.7	5697	2.5	865.1	75000	A904_865.1 S3 ME3SA4	A904_865.1 S3 MX3SA4	340	A904_865.1 P90 BE90S4	A904_865.1 P90 BX90S4	341
1.7	5633	0.9	855.3	50000	A704_855.3 S3 ME3SA4	A704_855.3 S3 MX3SA4	334	A704_855.3 P90 BE90S4	A704_855.3 P90 BX90S4	335
1.7	5463	1.5	829.5	65000	A804_829.5 S3 ME3SA4	A804_829.5 S3 MX3SA4	337	A804_829.5 P90 BE90S4	A804_829.5 P90 BX90S4	338
1.9	5051	2.8	766.9	75000	A904_766.9 S3 ME3SA4	A904_766.9 S3 MX3SA4	340	A904_766.9 P90 BE90S4	A904_766.9 P90 BX90S4	341
1.9	5031	1.0	763.9	50000	A704_763.9 S3 ME3SA4	A704_763.9 S3 MX3SA4	334	A704_763.9 P90 BE90S4	A704_763.9 P90 BX90S4	335
1.9	5019	1.6	762.1	65000	A804_762.1 S3 ME3SA4	A804_762.1 S3 MX3SA4	337	A804_762.1 P90 BE90S4	A804_762.1 P90 BX90S4	338
2.0	4662	3.0	707.9	75000	A904_707.9 S3 ME3SA4	A904_707.9 S3 MX3SA4	340	A904_707.9 P90 BE90S4	A904_707.9 P90 BX90S4	341
2.0	4644	1.1	705.1	50000	A704_705.1 S3 ME3SA4	A704_705.1 S3 MX3SA4	334	A704_705.1 P90 BE90S4	A704_705.1 P90 BX90S4	335
2.0	4633	1.7	703.5	65000	A804_703.5 S3 ME3SA4	A804_703.5 S3 MX3SA4	337	A804_703.5 P90 BE90S4	A804_703.5 P90 BX90S4	338
2.2	4245	1.2	644.6	50000	A704_644.6 S3 ME3SA4	A704_644.6 S3 MX3SA4	334	A704_644.6 P90 BE90S4	A704_644.6 P90 BX90S4	335
2.4	3999	2.0	607.2	65000	A804_607.2 S3 ME3SA4	A804_607.2 S3 MX3SA4	337	A804_607.2 P90 BE90S4	A804_607.2 P90 BX90S4	338
2.4	3962	3.5	601.6	75000	A904_601.6 S3 ME3SA4	A904_601.6 S3 MX3SA4	340	A904_601.6 P90 BE90S4	A904_601.6 P90 BX90S4	341
2.4	3919	1.3	595.0	50000	A704_595.0 S3 ME3SA4	A704_595.0 S3 MX3SA4	334	A704_595.0 P90 BE90S4	A704_595.0 P90 BX90S4	335
2.6	3691	2.2	560.5	65000	A804_560.5 S3 ME3SA4	A804_560.5 S3 MX3SA4	337	A804_560.5 P90 BE90S4	A804_560.5 P90 BX90S4	338
2.8	3394	1.5	515.4	50000	A704_515.4 S3 ME3SA4	A704_515.4 S3 MX3SA4	334	A704_515.4 P90 BE90S4	A704_515.4 P90 BX90S4	335
3.0	3154	2.5	478.9	65000	A804_478.9 S3 ME3SA4	A804_478.9 S3 MX3SA4	337	A804_478.9 P90 BE90S4	A804_478.9 P90 BX90S4	338
3.0	3133	1.6	475.8	50000	A704_475.8 S3 ME3SA4	A704_475.8 S3 MX3SA4	334	A704_475.8 P90 BE90S4	A704_475.8 P90 BX90S4	335
3.2	2912	2.7	442.1	65000	A804_442.1 S3 ME3SA4	A804_442.1 S3 MX3SA4	337	A804_442.1 P90 BE90S4	A804_442.1 P90 BX90S4	338
3.3	2887	1.0	438.4	30000	A604_438.4 S3 ME3SA4	A604_438.4 S3 MX3SA4	330	A604_438.4 P90 BE90S4	A604_438.4 P90 BX90S4	331
3.5	2665	1.1	404.7	30000	A604_404.7 S3 ME3SA4	A604_404.7 S3 MX3SA4	330	A604_404.7 P90 BE90S4	A604_404.7 P90 BX90S4	331
3.6	2635	1.9	400.2	50000	A704_400.2 S3 ME3SA4	A704_400.2 S3 MX3SA4	334	A704_400.2 P90 BE90S4	A704_400.2 P90 BX90S4	335
3.7	2526	3.2	383.5	65000	A804_383.5 S3 ME3SA4	A804_383.5 S3 MX3SA4	337	A804_383.5 P90 BE90S4	A804_383.5 P90 BX90S4	338
3.9	2433	2.1	369.4	50000	A704_369.4 S3 ME3SA4	A704_369.4 S3 MX3SA4	334	A704_369.4 P90 BE90S4	A704_369.4 P90 BX90S4	335
4.0	2331	3.4	354.0	65000	A804_354.0 S3 ME3SA4	A804_354.0 S3 MX3SA4	337	A804_354.0 P90 BE90S4	A804_354.0 P90 BX90S4	338
4.1	2313	1.2	351.2	30000	A604_351.2 S3 ME3SA4	A604_351.2 S3 MX3SA4	330	A604_351.2 P90 BE90S4	A604_351.2 P90 BX90S4	331
4.4	2139	0.9	324.7	30000	A554_324.7 S3 ME3SA4	A554_324.7 S3 MX3SA4	326	A554_324.7 P90 BE90S4	A554_324.7 P90 BX90S4	327
4.4	2135	1.3	324.2	30000	A604_324.2 S3 ME3SA4	A604_324.2 S3 MX3SA4	330	A604_324.2 P90 BE90S4	A604_324.2 P90 BX90S4	331
4.5	2083	2.4	316.4	50000	A704_316.4 S3 ME3SA4	A704_316.4 S3 MX3SA4	334	A704_316.4 P90 BE90S4	A704_316.4 P90 BX90S4	335
4.9	1923	2.6	292.0	50000	A704_292.0 S3 ME3SA4	A704_292.0 S3 MX3SA4	334	A704_292.0 P90 BE90S4	A704_292.0 P90 BX90S4	335
5.0	1886	1.5	286.3	30000	A604_286.3 S3 ME3SA4	A604_286.3 S3 MX3SA4	330	A604_286.3 P90 BE90S4	A604_286.3 P90 BX90S4	331
5.4	1741	1.6	264.3	30000	A604_264.3 S3 ME3SA4	A604_264.3 S3 MX3SA4	330	A604_264.3 P90 BE90S4	A604_264.3 P90 BX90S4	331
5.4	1730	1.2	262.6	30000	A554_262.6 S3 ME3SA4	A554_262.6 S3 MX3SA4	326	A554_262.6 P90 BE90S4	A554_262.6 P90 BX90S4	327
5.5	1718	0.9	260.9	20000	A504_260.9 S3 ME3SA4	A504_260.9 S3 MX3SA4	322	A504_260.9 P90 BE90S4	A504_260.9 P90 BX90S4	323
6.0	1571	3.2	238.6	50000	A704_238.6 S3 ME3SA4	A704_238.6 S3 MX3SA4	334	A704_238.6 P90 BE90S4	A704_238.6 P90 BX90S4	335
6.2	1528	1.0	232.0	20000	A504_232.0 S3 ME3SA4	A504_232.0 S3 MX3SA4	322	A504_232.0 P90 BE90S4	A504_232.0 P90 BX90S4	323
6.3	1489	1.9	226.1	30000	A604_226.1 S3 ME3SA4	A604_226.1 S3 MX3SA4	330	A604_226.1 P90 BE90S4	A604_226.1 P90 BX90S4	331
6.5	1451	3.4	220.3	50000	A704_220.3 S3 ME3SA4	A704_220.3 S3 MX3SA4	334	A704_220.3 P90 BE90S4	A704_220.3 P90 BX90S4	335
6.8	1390	1.1	211.0	20000	A504_211.0 S3 ME3SA4	A504_211.0 S3 MX3SA4	322	A504_211.0 P90 BE90S4	A504_211.0 P90 BX90S4	323
6.9	1375	2.0	208.7	30000	A604_208.7 S3 ME3SA4	A604_208.7 S3 MX3SA4	330	A604_208.7 P90 BE90S4	A604_208.7 P90 BX90S4	331
6.9	1370	1.4	208.1	30000	A554_208.1 S3 ME3SA4	A554_208.1 S3 MX3SA4	326	A554_208.1 P90 BE90S4	A554_208.1 P90 BX90S4	327
7.4	1308	1.5	194.2	30000	A553_194.2 S3 ME3SA4	A553_194.2 S3 MX3SA4	326	A553_194.2 P90 BE90S4	A553_194.2 P90 BX90S4	327
7.5	1283	1.2	190.6	20000	A503_190.6 S3 ME3SA4	A503_190.6 S3 MX3SA4	322	A503_190.6 P90 BE90S4	A503_190.6 P90 BX90S4	323
7.7	1251	2.2	185.8	30000	A603_185.8 S3 ME3SA4	A603_185.8 S3 MX3SA4	330	A603_185.8 P90 BE90S4	A603_185.8 P90 BX90S4	331
8.2	1179	1.7	175.0	30000	A553_175.0 S3 ME3SA4	A553_175.0 S3 MX3SA4	326	A553_175.0 P90 BE90S4	A553_175.0 P90 BX90S4	327
8.2	1167	1.3	173.4	20000	A503_173.4 S3 ME3SA4	A503_173.4 S3 MX3SA4	322	A503_173.4 P90 BE90S4	A503_173.4 P90 BX90S4	323
8.3	1155	2.4	171.5	30000	A603_171.5 S3 ME3SA4	A603_171.5 S3 MX3SA4	330	A603_171.5 P90 BE90S4	A603_171.5 P90 BX90S4	331
8.9	1080	1.9	160.4	30000	A553_160.4 S3 ME3SA4	A553_160.4 S3 MX3SA4	326	A553_160.4 P90 BE90S4	A553_160.4 P90 BX90S4	327
9.2	1051	2.7	156.0	30000	A603_156.0 S3 ME3SA4	A603_156.0 S3 MX3SA4	330	A603_156.0 P90 BE90S4	A603_156.0 P90 BX90S4	331
9.3	1041	1.4	154.6	20000	A503_154.6 S3 ME3SA4	A503_154.6 S3 MX3SA4	322	A503_154.6 P90 BE90S4	A503_154.6 P90 BX90S4	323
9.7	989	2.0	146.8	30000	A553_146.8 S3 ME3SA4	A553_146.8 S3 MX3SA4	326	A553_146.8 P90 BE90S4	A553_146.8 P90 BX90S4	327
9.9	970	2.9	144.0	30000	A603_144.0 S3 ME3SA4	A603_144.0 S3 MX3SA4	330	A603_144.0 P90 BE90S4	A603_144.0 P90 BX90S4	331
10.2	947	1.6	140.6	20000	A503_140.6 S3 ME3SA4	A503_140.6 S3 MX3SA4	322	A503_140.6 P90 BE90S4	A503_140.6 P90 BX90S4	323
10.7	898	3.1	133.3	30000	A603_133.3 S3 ME3SA4	A603_133.3 S3 MX3SA4	330	A603_133.3 P90 BE90S4	A603_133.3 P90 BX90S4	331
10.8	894	2.2	132.7	30000	A553_132.7 S3 ME3SA4	A553_132.7 S3 MX3SA4	326	A553_132.7 P90 BE90S4	A553_132.7 P90 BX90S4	327
11.0	873	1.7	129.7	20000	A503_129.7 S3 ME3SA4	A503_129.7 S3 MX3SA4	322	A503_129.7 P90 BE90S4	A503_129.7 P90 BX90S4	323
11.5	834	2.4	123.9	30000	A553_123.9 S3 ME3SA4	A553_123.9 S3 MX3SA4	326	A553_123.9 P90 BE90S4	A553_123.9 P90 BX90S4	327
11.6	828	3.4	123.0	30000	A603_123.0 S3 ME3SA4	A603_123.0 S3 MX3SA4	330	A603_123.0 P90 BE90S4	A603_123.0 P90 BX90S4	331



1.1 kW

n ₂ min-1	M ₂ Nm	S	i	R _{n2} N	IE2			IE3			IEC		
					IE2	IE3		IE2	IE3	IE2	IE3		
12.1	794	1.9	118.0	20000	A503_118.0 S3 ME3SA4	A503_118.0 S3 MX3SA4	322	A503_118.0 P90 BE90S4	A503_118.0 P90 BX90S4		323		
12.3	780	1.1	115.9	15000	A413_115.9 S3 ME3SA4	A413_115.9 S3 MX3SA4	318	A413_115.9 P90 BE90S4	A413_115.9 P90 BX90S4		319		
13.1	737	2.0	109.4	20000	A503_109.4 S3 ME3SA4	A503_109.4 S3 MX3SA4	322	A503_109.4 P90 BE90S4	A503_109.4 P90 BX90S4		323		
14.1	683	2.9	101.4	30000	A553_101.4 S3 ME3SA4	A553_101.4 S3 MX3SA4	326	A553_101.4 P90 BE90S4	A553_101.4 P90 BX90S4		327		
14.4	670	2.2	99.5	20000	A503_99.5 S3 ME3SA4	A503_99.5 S3 MX3SA4	322	A503_99.5 P90 BE90S4	A503_99.5 P90 BX90S4		323		
15.4	625	1.3	92.8	15000	A413_92.8 S3 ME3SA4	A413_92.8 S3 MX3SA4	318	A413_92.8 P90 BE90S4	A413_92.8 P90 BX90S4		319		
16.0	603	2.5	89.5	20000	A503_89.5 S3 ME3SA4	A503_89.5 S3 MX3SA4	322	A503_89.5 P90 BE90S4	A503_89.5 P90 BX90S4		323		
17.3	574	1.0	82.5	12000	A352_82.5 S3 ME3SA4	A352_82.5 S3 MX3SA4	314	A352_82.5 P90 BE90S4	A352_82.5 P90 BX90S4		315		
17.6	548	2.7	81.5	20000	A503_81.5 S3 ME3SA4	A503_81.5 S3 MX3SA4	322	A503_81.5 P90 BE90S4	A503_81.5 P90 BX90S4		323		
18.0	551	1.5	79.2	15000	A412_79.2 S3 ME3SA4	A412_79.2 S3 MX3SA4	318	A412_79.2 P90 BE90S4	A412_79.2 P90 BX90S4		319		
19.3	517	1.2	74.3	12000	A352_74.3 S3 ME3SA4	A352_74.3 S3 MX3SA4	314	A352_74.3 P90 BE90S4	A352_74.3 P90 BX90S4		315		
20.1	496	1.7	71.3	15000	A412_71.3 S3 ME3SA4	A412_71.3 S3 MX3SA4	318	A412_71.3 P90 BE90S4	A412_71.3 P90 BX90S4		319		
20.4	473	3.2	70.2	20000	A503_70.2 S3 ME3SA4	A503_70.2 S3 MX3SA4	322	A503_70.2 P90 BE90S4	A503_70.2 P90 BX90S4		323		
21.7	458	1.3	65.8	12000	A352_65.8 S3 ME3SA4	A352_65.8 S3 MX3SA4	314	A352_65.8 P90 BE90S4	A352_65.8 P90 BX90S4		315		
22.3	446	1.9	64.2	15000	A412_64.2 S3 ME3SA4	A412_64.2 S3 MX3SA4	318	A412_64.2 P90 BE90S4	A412_64.2 P90 BX90S4		319		
22.4	430	3.5	63.9	20000	A503_63.9 S3 ME3SA4	A503_63.9 S3 MX3SA4	322	A503_63.9 P90 BE90S4	A503_63.9 P90 BX90S4		323		
23.7	420	1.4	60.4	12000	A352_60.4 S3 ME3SA4	A352_60.4 S3 MX3SA4	314	A352_60.4 P90 BE90S4	A352_60.4 P90 BX90S4		315		
24.1	413	1.0	59.4	7420	A302_59.4 S3 ME3SA4	A302_59.4 S3 MX3SA4	310	A302_59.4 P90 BE90S4	A302_59.4 P90 BX90S4		311		
24.3	409	2.1	58.8	15000	A412_58.8 S3 ME3SA4	A412_58.8 S3 MX3SA4	318	A412_58.8 P90 BE90S4	A412_58.8 P90 BX90S4		319		
26.3	378	1.6	54.3	12000	A352_54.3 S3 ME3SA4	A352_54.3 S3 MX3SA4	314	A352_54.3 P90 BE90S4	A352_54.3 P90 BX90S4		315		
26.9	370	2.3	53.1	15000	A412_53.1 S3 ME3SA4	A412_53.1 S3 MX3SA4	318	A412_53.1 P90 BE90S4	A412_53.1 P90 BX90S4		319		
27.1	366	1.1	52.7	7310	A302_52.7 S3 ME3SA4	A302_52.7 S3 MX3SA4	310	A302_52.7 P90 BE90S4	A302_52.7 P90 BX90S4		311		
29.1	341	1.8	49.1	11800	A352_49.1 S3 ME3SA4	A352_49.1 S3 MX3SA4	314	A352_49.1 P90 BE90S4	A352_49.1 P90 BX90S4		315		
29.6	336	1.2	48.3	7220	A302_48.3 S3 ME3SA4	A302_48.3 S3 MX3SA4	310	A302_48.3 P90 BE90S4	A302_48.3 P90 BX90S4		311		
29.6	336	2.5	48.3	15000	A412_48.3 S3 ME3SA4	A412_48.3 S3 MX3SA4	318	A412_48.3 P90 BE90S4	A412_48.3 P90 BX90S4		319		
31	319	1.9	45.8	11700	A352_45.8 S3 ME3SA4	A352_45.8 S3 MX3SA4	314	A352_45.8 P90 BE90S4	A352_45.8 P90 BX90S4		315		
32	313	2.6	45.1	15000	A412_45.1 S3 ME3SA4	A412_45.1 S3 MX3SA4	318	A412_45.1 P90 BE90S4	A412_45.1 P90 BX90S4		319		
33	302	1.4	43.4	7100	A302_43.4 S3 ME3SA4	A302_43.4 S3 MX3SA4	310	A302_43.4 P90 BE90S4	A302_43.4 P90 BX90S4		311		
34	291	2.1	41.8	11400	A352_41.8 S3 ME3SA4	A352_41.8 S3 MX3SA4	314	A352_41.8 P90 BE90S4	A352_41.8 P90 BX90S4		315		
36	276	0.9	39.6	4500	A202_39.6 S3 ME3SA4	A202_39.6 S3 MX3SA4	306	A202_39.6 P90 BE90S4	A202_39.6 P90 BX90S4		307		
36	273	1.5	39.3	6970	A302_39.3 S3 ME3SA4	A302_39.3 S3 MX3SA4	310	A302_39.3 P90 BE90S4	A302_39.3 P90 BX90S4		311		
39	255	1.6	36.6	6880	A302_36.6 S3 ME3SA4	A302_36.6 S3 MX3SA4	310	A302_36.6 P90 BE90S4	A302_36.6 P90 BX90S4		311		
39	255	2.4	36.6	11100	A352_36.6 S3 ME3SA4	A352_36.6 S3 MX3SA4	314	A352_36.6 P90 BE90S4	A352_36.6 P90 BX90S4		315		
40	250	3.1	35.9	14300	A412_35.9 S3 ME3SA4	A412_35.9 S3 MX3SA4	318	A412_35.9 P90 BE90S4	A412_35.9 P90 BX90S4		319		
40	246	1.0	35.4	4380	A202_35.4 S3 ME3SA4	A202_35.4 S3 MX3SA4	306	A202_35.4 P90 BE90S4	A202_35.4 P90 BX90S4		307		
43	233	1.8	33.4	6760	A302_33.4 S3 ME3SA4	A302_33.4 S3 MX3SA4	310	A302_33.4 P90 BE90S4	A302_33.4 P90 BX90S4		311		
43	231	2.6	33.2	10800	A352_33.2 S3 ME3SA4	A352_33.2 S3 MX3SA4	314	A352_33.2 P90 BE90S4	A352_33.2 P90 BX90S4		315		
46	218	1.1	31.3	4320	A202_31.3 S3 ME3SA4	A202_31.3 S3 MX3SA4	306	A202_31.3 P90 BE90S4	A202_31.3 P90 BX90S4		307		
49	204	2.0	29.3	6580	A302_29.3 S3 ME3SA4	A302_29.3 S3 MX3SA4	310	A302_29.3 P90 BE90S4	A302_29.3 P90 BX90S4		311		
49	203	1.2	29.2	4290	A202_29.2 S3 ME3SA4	A202_29.2 S3 MX3SA4	306	A202_29.2 P90 BE90S4	A202_29.2 P90 BX90S4		307		
50	198	3.0	28.4	10400	A352_28.4 S3 ME3SA4	A352_28.4 S3 MX3SA4	314	A352_28.4 P90 BE90S4	A352_28.4 P90 BX90S4		315		
54	185	2.2	26.5	6440	A302_26.5 S3 ME3SA4	A302_26.5 S3 MX3SA4	310	A302_26.5 P90 BE90S4	A302_26.5 P90 BX90S4		311		
54	184	1.4	26.5	4230	A202_26.5 S3 ME3SA4	A202_26.5 S3 MX3SA4	306	A202_26.5 P90 BE90S4	A202_26.5 P90 BX90S4		307		
56	179	3.4	25.7	10100	A352_25.7 S3 ME3SA4	A352_25.7 S3 MX3SA4	314	A352_25.7 P90 BE90S4	A352_25.7 P90 BX90S4		315		
60	165	0.9	23.8	3640	A102_23.8 S3 ME3SA4	A102_23.8 S3 MX3SA4	302	A102_23.8 P90 BE90S4	A102_23.8 P90 BX90S4		303		
62	161	1.6	23.1	4140	A202_23.1 S3 ME3SA4	A202_23.1 S3 MX3SA4	306	A202_23.1 P90 BE90S4	A202_23.1 P90 BX90S4		307		
63	158	2.6	22.8	6220	A302_22.8 S3 ME3SA4	A302_22.8 S3 MX3SA4	310	A302_22.8 P90 BE90S4	A302_22.8 P90 BX90S4		311		
67	149	1.0	21.4	4280	A102_21.4 S3 ME3SA4	A102_21.4 S3 MX3SA4	302	A102_21.4 P90 BE90S4	A102_21.4 P90 BX90S4		303		
67	148	1.7	21.2	4080	A202_21.2 S3 ME3SA4	A202_21.2 S3 MX3SA4	306	A202_21.2 P90 BE90S4	A202_21.2 P90 BX90S4		307		
70	143	2.9	20.5	6070	A302_20.5 S3 ME3SA4	A302_20.5 S3 MX3SA4	310	A302_20.5 P90 BE90S4	A302_20.5 P90 BX90S4		311		
77	129	1.2	18.6	3540	A102_18.6 S3 ME3SA4	A102_18.6 S3 MX3SA4	302	A102_18.6 P90 BE90S4	A102_18.6 P90 BX90S4		303		
79	126	2.0	18.1	3970	A202_18.1 S3 ME3SA4	A202_18.1 S3 MX3SA4	306	A202_18.1 P90 BE90S4	A202_18.1 P90 BX90S4		307		
80	125	3.2	18.0	5880	A302_18.0 S3 ME3SA4	A302_18.0 S3 MX3SA4	310	A302_18.0 P90 BE90S4	A302_18.0 P90 BX90S4		311		
87	114	1.3	16.4	4130	A102_16.4 S3 ME3SA4	A102_16.4 S3 MX3SA4	302	A102_16.4 P90 BE90S4	A102_16.4 P90 BX90S4		303		
88	114	3.4	16.3	5740	A302_16.3 S3 ME3SA4	A302_16.3 S3 MX3SA4	310	A302_16.3 P90 BE90S4	A302_16.3 P90 BX90S4		311		
88	112	2.2	16.2	3880	A202_16.2 S3 ME3SA4	A202_16.2 S3 MX3SA4	306	A202_16.2 P90 BE90S4	A202_16.2 P90 BX90S4		307		
102	98	2.5	14.1	3770	A202_14.1 S3 ME3SA4	A202_14.1 S3 MX3SA4	306	A202_14.1 P90 BE90S4	A202_14.1 P90 BX90S4		307		
103	97	1.5	13.9	3380	A102_13.9 S3 ME3SA4	A102_13.9 S3 MX3SA4	302	A102_13.9 P90 BE90S4	A102_13.9 P90 BX90S4		303		
116	86	1.6	12.3	3300	A102_12.3 S3 ME3SA4	A102_12.3 S3 MX3SA4	302	A102_12.3 P90 BE90S4	A102_12.3 P90 BX90S4		303		
120	83	2.5	12.0	3620	A202_12.0 S3 ME3SA4	A202_12.0 S3 MX3SA4	306	A202_12.0 P90 BE90S4	A202_12.0 P90 BX90S4		307		
135	73	2.0	10.6	3210	A102_10.6 S3 ME3SA4	A102_10.6 S3 MX3SA4	302	A102_10.6 P90 BE90S4	A102_10.6 P90 BX90S4		303		
138	72	3.1	10.3	3510	A202_10.3 S3 ME3SA4	A202_10.3 S3 MX3SA4	306	A202_10.3 P90 BE90S4	A202_10.3 P90 BX90S4		307		
149	67	2.1	9.6	3140	A102_9.6 S3 ME3SA4	A102_9.6 S3 MX3SA4	302	A102_9.6 P90 BE90S4	A102_9.6 P90 BX90S4		303		
153	65	3.2	9.4	3420	A202_9.4 S3 ME3SA4	A202_9.4 S3 MX3SA4	306	A202_9.4 P90 BE90S4	A202_9.4 P90 BX90S4		307		
168	59	2.4	8.5	3630	A102_8.5 S3 ME3SA4	A102_8.5 S3 MX3SA4	302	A102_8.5 P90 BE90S4	A102_8.5 P90 BX90S4		303		

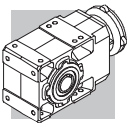


1.1 kW

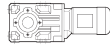

n ₂ min-1	M ₂ Nm	S	i	R _{n2} N						
					IE2	IE3		IE2	IE3	
198	50	2.8	7.2	2940	A102_7.2 S3 ME3SA4	A102_7.2 S3 MX3SA4	302	A102_7.2 P90 BE90S4	A102_7.2 P90 BX90S4	303
226	44	3.2	6.3	3390	A102_6.3 S3 ME3SA4	A102_6.3 S3 MX3SA4	302	A102_6.3 P90 BE90S4	A102_6.3 P90 BX90S4	303
230	43	3.3	12.3	2830	A102_12.3 S2 ME2SB2		302	A102_12.3 P80 BE80B2		303
294	34	2.8	9.6	1600	A052_9.6 S2 ME2SB2		299	A052_9.6 P80 BE80B2		299
332	30	3.0	8.5	1560	A052_8.5 S2 ME2SB2		299	A052_8.5 P80 BE80B2		299
392	25	3.4	7.2	1500	A052_7.2 S2 ME2SB2		299	A052_7.2 P80 BE80B2		299
447	22	3.6	6.3	1450	A052_6.3 S2 ME2SB2		299	A052_6.3 P80 BE80B2		299
518	19.1	3.9	5.5	1400	A052_5.5 S2 ME2SB2		299	A052_5.5 P80 BE80B2		299

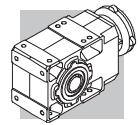
1.1 kW

n ₂ min-1	M ₂ Nm	S	i	R _{n2} N						
					IE3	IE3		IE3	IE3	
0.63	14914	0.9	1507	75000						
0.71	13103	1.1	1324	75000						
0.77	12094	1.2	1222	75000						
0.88	10751	1.3	1632	75000				A904_1632 P90 BXN90S4		341
0.95	9924	1.4	1507	75000				A904_1507 P90 BXN90S4		341
1.1	8825	0.9	1340	65000				A804_1340 P90 BXN90S4		338
1.1	8720	1.6	1324	75000				A904_1324 P90 BXN90S4		341
1.2	8146	1.0	1237	65000				A804_1237 P90 BXN90S4		338
1.2	8049	1.7	1222	75000				A904_1222 P90 BXN90S4		341
1.3	7314	1.9	1111	75000				A904_1111 P90 BXN90S4		341
1.3	7145	1.1	1085	65000				A804_1085 P90 BXN90S4		338
1.4	6752	2.1	1025	75000				A904_1025 P90 BXN90S4		341
1.4	6595	1.2	1001	65000				A804_1001 P90 BXN90S4		338
1.5	6172	2.3	937.2	75000				A904_937.2 P90 BXN90S4		341
1.6	5919	1.4	898.7	65000				A804_898.7 P90 BXN90S4		338
1.7	5697	2.5	865.1	75000				A904_865.1 P90 BXN90S4		341
1.7	5633	0.9	855.3	50000				A704_855.3 P90 BXN90S4		335
1.7	5463	1.5	829.5	65000				A804_829.5 P90 BXN90S4		338
1.9	5051	2.8	766.9	75000				A904_766.9 P90 BXN90S4		341
1.9	5031	1.0	763.9	50000				A704_763.9 P90 BXN90S4		335
1.9	5019	1.6	762.1	65000				A804_762.1 P90 BXN90S4		338
2.0	4662	3.0	707.9	75000				A904_707.9 P90 BXN90S4		341
2.0	4644	1.1	705.1	50000				A704_705.1 P90 BXN90S4		335
2.0	4633	1.7	703.5	65000				A804_703.5 P90 BXN90S4		338
2.2	4245	1.2	644.6	50000				A704_644.6 P90 BXN90S4		335
2.4	3999	2.0	607.2	65000				A804_607.2 P90 BXN90S4		338
2.4	3962	3.5	601.6	75000				A904_601.6 P90 BXN90S4		341
2.4	3919	1.3	595.0	50000				A704_595.0 P90 BXN90S4		335
2.6	3691	2.2	560.5	65000				A804_560.5 P90 BXN90S4		338
2.8	3394	1.5	515.4	50000				A704_515.4 P90 BXN90S4		335
3.0	3154	2.5	478.9	65000				A804_478.9 P90 BXN90S4		338
3.0	3133	1.6	475.8	50000				A704_475.8 P90 BXN90S4		335
3.2	2912	2.7	442.1	65000				A804_442.1 P90 BXN90S4		338
3.3	2887	1.0	438.4	30000				A604_438.4 P90 BXN90S4		331
3.5	2665	1.1	404.7	30000				A604_404.7 P90 BXN90S4		331
3.6	2635	1.9	400.2	50000				A704_400.2 P90 BXN90S4		335
3.7	2526	3.2	383.5	65000				A804_383.5 P90 BXN90S4		338
3.9	2433	2.1	369.4	50000				A704_369.4 P90 BXN90S4		335
4.0	2331	3.4	354.0	65000				A804_354.0 P90 BXN90S4		338
4.1	2313	1.2	351.2	30000				A604_351.2 P90 BXN90S4		331
4.4	2139	0.9	324.7	30000				A554_324.7 P90 BXN90S4		327
4.4	2135	1.3	324.2	30000				A604_324.2 P90 BXN90S4		331
4.5	2083	2.4	316.4	50000				A704_316.4 P90 BXN90S4		335
4.9	1923	2.6	292.0	50000				A704_292.0 P90 BXN90S4		335
5.0	1886	1.5	286.3	30000				A604_286.3 P90 BXN90S4		331
5.4	1741	1.6	264.3	30000				A604_264.3 P90 BXN90S4		331
5.4	1730	1.2	262.6	30000				A554_262.6 P90 BXN90S4		327
5.5	1718	0.9	260.9	20000				A504_260.9 P90 BXN90S4		323
6.0	1571	3.2	238.6	50000				A704_238.6 P90 BXN90S4		335

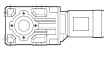
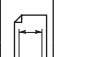
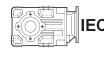


1.1 kW

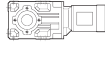

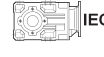

n ₂ min ⁻¹	M ₂ Nm	S	i	R _{n2} N	IE3		IEC	
								
6.2	1528	1.0	232.0	20000			A504_232.0 P90 BXN90S4	323
6.3	1489	1.9	226.1	30000			A604_226.1 P90 BXN90S4	331
6.5	1451	3.4	220.3	50000			A704_220.3 P90 BXN90S4	335
6.8	1390	1.1	211.0	20000			A504_211.0 P90 BXN90S4	323
6.9	1375	2.0	208.7	30000			A604_208.7 P90 BXN90S4	331
6.9	1370	1.4	208.1	30000			A554_208.1 P90 BXN90S4	327
7.4	1308	1.5	194.2	30000			A553_194.2 P90 BXN90S4	327
7.5	1283	1.2	190.6	20000			A503_190.6 P90 BXN90S4	323
7.7	1251	2.2	185.8	30000			A603_185.8 P90 BXN90S4	331
8.2	1179	1.7	175.0	30000			A553_175.0 P90 BXN90S4	327
8.2	1167	1.3	173.4	20000			A503_173.4 P90 BXN90S4	323
8.3	1155	2.4	171.5	30000			A603_171.5 P90 BXN90S4	331
8.9	1080	1.9	160.4	30000			A553_160.4 P90 BXN90S4	327
9.2	1051	2.7	156.0	30000			A603_156.0 P90 BXN90S4	331
9.3	1041	1.4	154.6	20000			A503_154.6 P90 BXN90S4	323
9.7	989	2.0	146.8	30000			A553_146.8 P90 BXN90S4	327
9.9	970	2.9	144.0	30000			A603_144.0 P90 BXN90S4	331
10.2	947	1.6	140.6	20000			A503_140.6 P90 BXN90S4	323
10.7	898	3.1	133.3	30000			A603_133.3 P90 BXN90S4	331
10.8	894	2.2	132.7	30000			A553_132.7 P90 BXN90S4	327
11.0	873	1.7	129.7	20000			A503_129.7 P90 BXN90S4	323
11.5	834	2.4	123.9	30000			A553_123.9 P90 BXN90S4	327
11.6	828	3.4	123.0	30000			A603_123.0 P90 BXN90S4	331
12.1	794	1.9	118.0	20000			A503_118.0 P90 BXN90S4	323
12.3	780	1.1	115.9	15000			A413_115.9 P90 BXN90S4	319
13.1	737	2.0	109.4	20000			A503_109.4 P90 BXN90S4	323
14.1	683	2.9	101.4	30000			A553_101.4 P90 BXN90S4	327
14.4	670	2.2	99.5	20000			A503_99.5 P90 BXN90S4	323
15.4	625	1.3	92.8	15000			A413_92.8 P90 BXN90S4	319
16.0	603	2.5	89.5	20000			A503_89.5 P90 BXN90S4	323
17.3	574	1.0	82.5	12000			A352_82.5 P90 BXN90S4	315
17.6	548	2.7	81.5	20000			A503_81.5 P90 BXN90S4	323
18.0	551	1.5	79.2	15000			A412_79.2 P90 BXN90S4	319
19.3	517	1.2	74.3	12000			A352_74.3 P90 BXN90S4	315
20.1	496	1.7	71.3	15000			A412_71.3 P90 BXN90S4	319
20.4	473	3.2	70.2	20000			A503_70.2 P90 BXN90S4	323
21.7	458	1.3	65.8	12000			A352_65.8 P90 BXN90S4	315
22.3	446	1.9	64.2	15000			A412_64.2 P90 BXN90S4	319
22.4	430	3.5	63.9	20000			A503_63.9 P90 BXN90S4	323
23.7	420	1.4	60.4	12000			A352_60.4 P90 BXN90S4	315
24.1	413	1.0	59.4	7420			A302_59.4 P90 BXN90S4	311
24.3	409	2.1	58.8	15000			A412_58.8 P90 BXN90S4	319
26.3	378	1.6	54.3	12000			A352_54.3 P90 BXN90S4	315
26.9	370	2.3	53.1	15000			A412_53.1 P90 BXN90S4	319
27.1	366	1.1	52.7	7310			A302_52.7 P90 BXN90S4	311
29.1	341	1.8	49.1	11800			A352_49.1 P90 BXN90S4	315
29.6	336	1.2	48.3	7220			A302_48.3 P90 BXN90S4	311
29.6	336	2.5	48.3	15000			A412_48.3 P90 BXN90S4	319
31	319	1.9	45.8	11700			A352_45.8 P90 BXN90S4	315
32	313	2.6	45.1	15000			A412_45.1 P90 BXN90S4	319
33	302	1.4	43.4	7100			A302_43.4 P90 BXN90S4	311
34	291	2.1	41.8	11400			A352_41.8 P90 BXN90S4	315
36	276	0.9	39.6	4500			A202_39.6 P90 BXN90S4	307
36	273	1.5	39.3	6970			A302_39.3 P90 BXN90S4	311
39	255	1.6	36.6	6880			A302_36.6 P90 BXN90S4	311
39	255	2.4	36.6	11100			A352_36.6 P90 BXN90S4	315
40	250	3.1	35.9	14300			A412_35.9 P90 BXN90S4	319
40	246	1.0	35.4	4380			A202_35.4 P90 BXN90S4	307
43	233	1.8	33.4	6760			A302_33.4 P90 BXN90S4	311
43	231	2.6	33.2	10800			A352_33.2 P90 BXN90S4	315
46	218	1.1	31.3	4320			A202_31.3 P90 BXN90S4	307
49	204	2.0	29.3	6580			A302_29.3 P90 BXN90S4	311
49	203	1.2	29.2	4290			A202_29.2 P90 BXN90S4	307
50	198	3.0	28.4	10400			A352_28.4 P90 BXN90S4	315
54	185	2.2	26.5	6440			A302_26.5 P90 BXN90S4	311

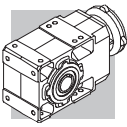


1.1 kW

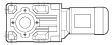

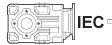


n ₂ min ⁻¹	M ₂ Nm	S	i	R _{n2} N	 IE3		 IEC		 IE3
54	184	1.4	26.5	4230				A202_26.5 P90 BXN90S4	307
56	179	3.4	25.7	10100				A352_25.7 P90 BXN90S4	315
60	165	0.9	23.8	3640				A102_23.8 P90 BXN90S4	303
62	161	1.6	23.1	4140				A202_23.1 P90 BXN90S4	307
63	158	2.6	22.8	6220				A302_22.8 P90 BXN90S4	311
67	149	1.0	21.4	4280				A102_21.4 P90 BXN90S4	303
67	148	1.7	21.2	4080				A202_21.2 P90 BXN90S4	307
70	143	2.9	20.5	6070				A302_20.5 P90 BXN90S4	311
77	129	1.2	18.6	3540				A102_18.6 P90 BXN90S4	303
79	126	2.0	18.1	3970				A202_18.1 P90 BXN90S4	307
80	125	3.2	18.0	5880				A302_18.0 P90 BXN90S4	311
87	114	1.3	16.4	4130				A102_16.4 P90 BXN90S4	303
88	114	3.4	16.3	5740				A302_16.3 P90 BXN90S4	311
88	112	2.2	16.2	3880				A202_16.2 P90 BXN90S4	307
102	98	2.5	14.1	3770				A202_14.1 P90 BXN90S4	307
103	97	1.5	13.9	3380				A102_13.9 P90 BXN90S4	303
116	86	1.6	12.3	3300				A102_12.3 P90 BXN90S4	303
120	83	2.5	12.0	3620				A202_12.0 P90 BXN90S4	307
135	73	2.0	10.6	3210				A102_10.6 P90 BXN90S4	303
138	72	3.1	10.3	3510				A202_10.3 P90 BXN90S4	307
149	67	2.1	9.6	3140				A102_9.6 P90 BXN90S4	303
153	65	3.2	9.4	3420				A202_9.4 P90 BXN90S4	307
168	59	2.4	8.5	3630				A102_8.5 P90 BXN90S4	303
198	50	2.8	7.2	2940				A102_7.2 P90 BXN90S4	303
226	44	3.2	6.3	3390				A102_6.3 P90 BXN90S4	303
230	43	3.3	12.3	2830					
294	34	2.8	9.6	1600					
332	30	3.0	8.5	1560					
392	25	3.4	7.2	1500					
447	22	3.6	6.3	1450					
518	19.1	3.9	5.5	1400					

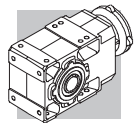
1.5 kW

n ₂ min ⁻¹	M ₂ Nm	S	i	R _{n2} N	 IE2		 IE3	 IEC		 IE3
					IE2	IE3		IE2	IE3	
0.88	14528	1.0	1632	75000	A904_1632 S3 ME3SB4	A904_1632 S3 MX3SB4	340	A904_1632 P90 BE90LA4	A904_1632 P90 BX90LA4	341
0.95	13410	1.0	1507	75000	A904_1507 S3 ME3SB4	A904_1507 S3 MX3SB4	340	A904_1507 P90 BE90LA4	A904_1507 P90 BX90LA4	341
1.1	11784	1.2	1324	75000	A904_1324 S3 ME3SB4	A904_1324 S3 MX3SB4	340	A904_1324 P90 BE90LA4	A904_1324 P90 BX90LA4	341
1.2	10877	1.3	1222	75000	A904_1222 S3 ME3SB4	A904_1222 S3 MX3SB4	340	A904_1222 P90 BE90LA4	A904_1222 P90 BX90LA4	341
1.3	9884	1.4	1111	75000	A904_1111 S3 ME3SB4	A904_1111 S3 MX3SB4	340	A904_1111 P90 BE90LA4	A904_1111 P90 BX90LA4	341
1.4	9124	1.5	1025	75000	A904_1025 S3 ME3SB4	A904_1025 S3 MX3SB4	340	A904_1025 P90 BE90LA4	A904_1025 P90 BX90LA4	341
1.4	8913	0.9	1001	65000	A804_1001 S3 ME3SB4	A804_1001 S3 MX3SB4	337	A804_1001 P90 BE90LA4	A804_1001 P90 BX90LA4	338
1.5	8341	1.7	937.2	75000	A904_937.2 S3 ME3SB4	A904_937.2 S3 MX3SB4	340	A904_937.2 P90 BE90LA4	A904_937.2 P90 BX90LA4	341
1.6	7998	1.0	898.7	65000	A804_898.7 S3 ME3SB4	A804_898.7 S3 MX3SB4	337	A804_898.7 P90 BE90LA4	A804_898.7 P90 BX90LA4	338
1.7	7699	1.8	865.1	75000	A904_865.1 S3 ME3SB4	A904_865.1 S3 MX3SB4	340	A904_865.1 P90 BE90LA4	A904_865.1 P90 BX90LA4	341
1.7	7383	1.1	829.5	65000	A804_829.5 S3 ME3SB4	A804_829.5 S3 MX3SB4	337	A804_829.5 P90 BE90LA4	A804_829.5 P90 BX90LA4	338
1.9	6826	2.1	766.9	75000	A904_766.9 S3 ME3SB4	A904_766.9 S3 MX3SB4	340	A904_766.9 P90 BE90LA4	A904_766.9 P90 BX90LA4	341
1.9	6783	1.2	762.1	65000	A804_762.1 S3 ME3SB4	A804_762.1 S3 MX3SB4	337	A804_762.1 P90 BE90LA4	A804_762.1 P90 BX90LA4	338
2.0	6300	2.2	707.9	75000	A904_707.9 S3 ME3SB4	A904_707.9 S3 MX3SB4	340	A904_707.9 P90 BE90LA4	A904_707.9 P90 BX90LA4	341
2.0	6261	1.3	703.5	65000	A804_703.5 S3 ME3SB4	A804_703.5 S3 MX3SB4	337	A804_703.5 P90 BE90LA4	A804_703.5 P90 BX90LA4	338
2.2	5737	0.9	644.6	50000	A704_644.6 S3 ME3SB4	A704_644.6 S3 MX3SB4	334	A704_644.6 P90 BE90LA4	A704_644.6 P90 BX90LA4	335
2.4	5404	1.5	607.2	65000	A804_607.2 S3 ME3SB4	A804_607.2 S3 MX3SB4	337	A804_607.2 P90 BE90LA4	A804_607.2 P90 BX90LA4	338
2.4	5354	2.6	601.6	75000	A904_601.6 S3 ME3SB4	A904_601.6 S3 MX3SB4	340	A904_601.6 P90 BE90LA4	A904_601.6 P90 BX90LA4	341
2.4	5296	0.9	595.0	50000	A704_595.0 S3 ME3SB4	A704_595.0 S3 MX3SB4	334	A704_595.0 P90 BE90LA4	A704_595.0 P90 BX90LA4	335
2.6	4988	1.6	560.5	65000	A804_560.5 S3 ME3SB4	A804_560.5 S3 MX3SB4	337	A804_560.5 P90 BE90LA4	A804_560.5 P90 BX90LA4	338
2.6	4942	2.8	555.3	75000	A904_555.3 S3 ME3SB4	A904_555.3 S3 MX3SB4	340	A904_555.3 P90 BE90LA4	A904_555.3 P90 BX90LA4	341
2.8	4587	1.1	515.4	50000	A704_515.4 S3 ME3SB4	A704_515.4 S3 MX3SB4	334	A704_515.4 P90 BE90LA4	A704_515.4 P90 BX90LA4	335
2.9	4331	3.2	486.6	75000	A904_486.6 S3 ME3SB4	A904_486.6 S3 MX3SB4	340	A904_486.6 P90 BE90LA4	A904_486.6 P90 BX90LA4	341
3.0	4262	1.9	478.9	65000	A804_478.9 S3 ME3SB4	A804_478.9 S3 MX3SB4	337	A804_478.9 P90 BE90LA4	A804_478.9 P90 BX90LA4	338
3.0	4234	1.2	475.8	50000	A704_475.8 S3 ME3SB4	A704_475.8 S3 MX3SB4	334	A704_475.8 P90 BE90LA4	A704_475.8 P90 BX90LA4	335
3.2	3998	3.5	449.2	75000	A904_449.2 S3 ME3SB4	A904_449.2 S3 MX3SB4	340	A904_449.2 P90 BE90LA4	A904_449.2 P90 BX90LA4	341

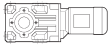



1.5 kW

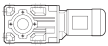

n ₂ min-1	M ₂ Nm	S	i	R _{n2} N				 IEC 		
					IE2	IE3		IE2	IE3	
3.2	3935	2.0	442.1	65000	A804_442.1 S3 ME3SB4	A804_442.1 S3 MX3SB4	337	A804_442.1 P90 BE90LA4	A804_442.1 P90 BX90LA4	338
3.6	3561	1.4	400.2	50000	A704_400.2 S3 ME3SB4	A704_400.2 S3 MX3SB4	334	A704_400.2 P90 BE90LA4	A704_400.2 P90 BX90LA4	335
3.7	3413	2.3	383.5	65000	A804_383.5 S3 ME3SB4	A804_383.5 S3 MX3SB4	337	A804_383.5 P90 BE90LA4	A804_383.5 P90 BX90LA4	338
3.9	3288	1.5	369.4	50000	A704_369.4 S3 ME3SB4	A704_369.4 S3 MX3SB4	334	A704_369.4 P90 BE90LA4	A704_369.4 P90 BX90LA4	335
4.0	3150	2.5	354.0	65000	A804_354.0 S3 ME3SB4	A804_354.0 S3 MX3SB4	337	A804_354.0 P90 BE90LA4	A804_354.0 P90 BX90LA4	338
4.1	3126	0.9	351.2	30000	A604_351.2 S3 ME3SB4	A604_351.2 S3 MX3SB4	330	A604_351.2 P90 BE90LA4	A604_351.2 P90 BX90LA4	331
4.4	2885	1.0	324.2	30000	A604_324.2 S3 ME3SB4	A604_324.2 S3 MX3SB4	330	A604_324.2 P90 BE90LA4	A604_324.2 P90 BX90LA4	331
4.5	2816	1.8	316.4	50000	A704_316.4 S3 ME3SB4	A704_316.4 S3 MX3SB4	334	A704_316.4 P90 BE90LA4	A704_316.4 P90 BX90LA4	335
4.8	2673	3.0	300.4	65000	A804_300.4 S3 ME3SB4	A804_300.4 S3 MX3SB4	337	A804_300.4 P90 BE90LA4	A804_300.4 P90 BX90LA4	338
4.9	2599	1.9	292.0	50000	A704_292.0 S3 ME3SB4	A704_292.0 S3 MX3SB4	334	A704_292.0 P90 BE90LA4	A704_292.0 P90 BX90LA4	335
5.0	2548	1.1	286.3	30000	A604_286.3 S3 ME3SB4	A604_286.3 S3 MX3SB4	330	A604_286.3 P90 BE90LA4	A604_286.3 P90 BX90LA4	331
5.2	2468	3.2	277.3	65000	A804_277.3 S3 ME3SB4	A804_277.3 S3 MX3SB4	337	A804_277.3 P90 BE90LA4	A804_277.3 P90 BX90LA4	338
5.4	2352	1.2	264.3	30000	A604_264.3 S3 ME3SB4	A604_264.3 S3 MX3SB4	330	A604_264.3 P90 BE90LA4	A604_264.3 P90 BX90LA4	331
6.0	2124	2.4	238.6	50000	A704_238.6 S3 ME3SB4	A704_238.6 S3 MX3SB4	334	A704_238.6 P90 BE90LA4	A704_238.6 P90 BX90LA4	335
6.3	2013	1.4	226.1	30000	A604_226.1 S3 ME3SB4	A604_226.1 S3 MX3SB4	330	A604_226.1 P90 BE90LA4	A604_226.1 P90 BX90LA4	331
6.5	1960	2.6	220.3	50000	A704_220.3 S3 ME3SB4	A704_220.3 S3 MX3SB4	334	A704_220.3 P90 BE90LA4	A704_220.3 P90 BX90LA4	335
6.9	1858	1.5	208.7	30000	A604_208.7 S3 ME3SB4	A604_208.7 S3 MX3SB4	330	A604_208.7 P90 BE90LA4	A604_208.7 P90 BX90LA4	331
6.9	1852	1.1	208.1	30000	A554_208.1 S3 ME3SB4	A554_208.1 S3 MX3SB4	326	A554_208.1 P90 BE90LA4	A554_208.1 P90 BX90LA4	327
7.4	1767	1.1	194.2	30000	A553_194.2 S3 ME3SB4	A553_194.2 S3 MX3SB4	326	A553_194.2 P90 BE90LA4	A553_194.2 P90 BX90LA4	327
7.7	1690	1.7	185.8	30000	A603_185.8 S3 ME3SB4	A603_185.8 S3 MX3SB4	330	A603_185.8 P90 BE90LA4	A603_185.8 P90 BX90LA4	331
7.8	1637	3.1	183.9	50000	A704_183.9 S3 ME3SB4	A704_183.9 S3 MX3SB4	334	A704_183.9 P90 BE90LA4	A704_183.9 P90 BX90LA4	335
8.2	1593	1.3	175.0	30000	A553_175.0 S3 ME3SB4	A553_175.0 S3 MX3SB4	326	A553_175.0 P90 BE90LA4	A553_175.0 P90 BX90LA4	327
8.2	1578	1.0	173.4	20000	A503_173.4 S3 ME3SB4	A503_173.4 S3 MX3SB4	322	A503_173.4 P90 BE90LA4	A503_173.4 P90 BX90LA4	323
8.3	1560	1.8	171.5	30000	A603_171.5 S3 ME3SB4	A603_171.5 S3 MX3SB4	330	A603_171.5 P90 BE90LA4	A603_171.5 P90 BX90LA4	331
8.4	1511	3.3	169.8	50000	A704_169.8 S3 ME3SB4	A704_169.8 S3 MX3SB4	334	A704_169.8 P90 BE90LA4	A704_169.8 P90 BX90LA4	335
8.9	1460	1.4	160.4	30000	A553_160.4 S3 ME3SB4	A553_160.4 S3 MX3SB4	326	A553_160.4 P90 BE90LA4	A553_160.4 P90 BX90LA4	327
9.2	1420	2.0	156.0	30000	A603_156.0 S3 ME3SB4	A603_156.0 S3 MX3SB4	330	A603_156.0 P90 BE90LA4	A603_156.0 P90 BX90LA4	331
9.3	1407	1.1	154.6	20000	A503_154.6 S3 ME3SB4	A503_154.6 S3 MX3SB4	322	A503_154.6 P90 BE90LA4	A503_154.6 P90 BX90LA4	323
9.3	1399	2.9	153.7	50000	A703_153.7 S3 ME3SB4	A703_153.7 S3 MX3SB4	334	A703_153.7 P90 BE90LA4	A703_153.7 P90 BX90LA4	335
9.7	1336	1.5	146.8	30000	A553_146.8 S3 ME3SB4	A553_146.8 S3 MX3SB4	326	A553_146.8 P90 BE90LA4	A553_146.8 P90 BX90LA4	327
9.9	1311	2.1	144.0	30000	A603_144.0 S3 ME3SB4	A603_144.0 S3 MX3SB4	330	A603_144.0 P90 BE90LA4	A603_144.0 P90 BX90LA4	331
10.2	1280	1.2	140.6	20000	A503_140.6 S3 ME3SB4	A503_140.6 S3 MX3SB4	322	A503_140.6 P90 BE90LA4	A503_140.6 P90 BX90LA4	323
10.7	1213	2.3	133.3	30000	A603_133.3 S3 ME3SB4	A603_133.3 S3 MX3SB4	330	A603_133.3 P90 BE90LA4	A603_133.3 P90 BX90LA4	331
10.8	1208	1.7	132.7	30000	A553_132.7 S3 ME3SB4	A553_132.7 S3 MX3SB4	326	A553_132.7 P90 BE90LA4	A553_132.7 P90 BX90LA4	327
11.0	1180	1.3	129.7	20000	A503_129.7 S3 ME3SB4	A503_129.7 S3 MX3SB4	322	A503_129.7 P90 BE90LA4	A503_129.7 P90 BX90LA4	323
11.5	1127	1.8	123.9	30000	A553_123.9 S3 ME3SB4	A553_123.9 S3 MX3SB4	326	A553_123.9 P90 BE90LA4	A553_123.9 P90 BX90LA4	327
11.6	1120	2.5	123.0	30000	A603_123.0 S3 ME3SB4	A603_123.0 S3 MX3SB4	330	A603_123.0 P90 BE90LA4	A603_123.0 P90 BX90LA4	331
12.1	1073	1.4	118.0	20000	A503_118.0 S3 ME3SB4	A503_118.0 S3 MX3SB4	322	A503_118.0 P90 BE90LA4	A503_118.0 P90 BX90LA4	323
13.1	996	1.5	109.4	20000	A503_109.4 S3 ME3SB4	A503_109.4 S3 MX3SB4	322	A503_109.4 P90 BE90LA4	A503_109.4 P90 BX90LA4	323
13.3	981	2.9	107.8	30000	A603_107.8 S3 ME3SB4	A603_107.8 S3 MX3SB4	330	A603_107.8 P90 BE90LA4	A603_107.8 P90 BX90LA4	331
14.1	923	2.2	101.4	30000	A553_101.4 S3 ME3SB4	A553_101.4 S3 MX3SB4	326	A553_101.4 P90 BE90LA4	A553_101.4 P90 BX90LA4	327
14.4	906	1.7	99.5	20000	A503_99.5 S3 ME3SB4	A503_99.5 S3 MX3SB4	322	A503_99.5 P90 BE90LA4	A503_99.5 P90 BX90LA4	323
14.4	906	3.1	99.5	30000	A603_99.5 S3 ME3SB4	A603_99.5 S3 MX3SB4	330	A603_99.5 P90 BE90LA4	A603_99.5 P90 BX90LA4	331
15.4	844	0.9	92.8	15000	A413_92.8 S3 ME3SB4	A413_92.8 S3 MX3SB4	318	A413_92.8 P90 BE90LA4	A413_92.8 P90 BX90LA4	319
16.0	815	1.8	89.5	20000	A503_89.5 S3 ME3SB4	A503_89.5 S3 MX3SB4	322	A503_89.5 P90 BE90LA4	A503_89.5 P90 BX90LA4	323
16.6	786	3.6	86.4	30000	A603_86.4 S3 ME3SB4	A603_86.4 S3 MX3SB4	330	A603_86.4 P90 BE90LA4	A603_86.4 P90 BX90LA4	331
17.6	741	2.0	81.5	20000	A503_81.5 S3 ME3SB4	A503_81.5 S3 MX3SB4	322	A503_81.5 P90 BE90LA4	A503_81.5 P90 BX90LA4	323
18.0	724	2.8	79.5	30000	A553_79.5 S3 ME3SB4	A553_79.5 S3 MX3SB4	326	A553_79.5 P90 BE90LA4	A553_79.5 P90 BX90LA4	327
18.0	745	1.1	79.2	15000	A412_79.2 S3 ME3SB4	A412_79.2 S3 MX3SB4	318	A412_79.2 P90 BE90LA4	A412_79.2 P90 BX90LA4	319
20.1	670	1.3	71.3	15000	A412_71.3 S3 ME3SB4	A412_71.3 S3 MX3SB4	318	A412_71.3 P90 BE90LA4	A412_71.3 P90 BX90LA4	319
20.4	639	2.3	70.2	20000	A503_70.2 S3 ME3SB4	A503_70.2 S3 MX3SB4	322	A503_70.2 P90 BE90LA4	A503_70.2 P90 BX90LA4	323
21.7	619	1.0	65.8	11600	A352_65.8 S3 ME3SB4	A352_65.8 S3 MX3SB4	314	A352_65.8 P90 BE90LA4	A352_65.8 P90 BX90LA4	315
22.2	585	3.4	64.3	30000	A553_64.3 S3 ME3SB4	A553_64.3 S3 MX3SB4	326	A553_64.3 P90 BE90LA4	A553_64.3 P90 BX90LA4	327
22.3	603	1.4	64.2	15000	A412_64.2 S3 ME3SB4	A412_64.2 S3 MX3SB4	318	A412_64.2 P90 BE90LA4	A412_64.2 P90 BX90LA4	319
22.4	581	2.6	63.9	20000	A503_63.9 S3 ME3SB4	A503_63.9 S3 MX3SB4	322	A503_63.9 P90 BE90LA4	A503_63.9 P90 BX90LA4	323
23.7	567	1.1	60.4	11500	A352_60.4 S3 ME3SB4	A352_60.4 S3 MX3SB4	314	A352_60.4 P90 BE90LA4	A352_60.4 P90 BX90LA4	315
24.3	553	1.5	58.8	15000	A412_58.8 S3 ME3SB4	A412_58.8 S3 MX3SB4	318	A412_58.8 P90 BE90LA4	A412_58.8 P90 BX90LA4	319
25.2	517	2.9	56.8	20000	A503_56.8 S3 ME3SB4	A503_56.8 S3 MX3SB4	322	A503_56.8 P90 BE90LA4	A503_56.8 P90 BX90LA4	323
26.3	510	1.2	54.3	11300	A352_54.3 S3 ME3SB4	A352_54.3 S3 MX3SB4	314	A352_54.3 P90 BE90LA4	A352_54.3 P90 BX90LA4	315
26.9	500	1.7	53.1	15000	A412_53.1 S3 ME3SB4	A412_53.1 S3 MX3SB4	318	A412_53.1 P90 BE90LA4	A412_53.1 P90 BX90LA4	319
27.7	470	3.2	51.7	19700	A503_51.7 S3 ME3SB4	A503_51.7 S3 MX3SB4	322	A503_51.7 P90 BE90LA4	A503_51.7 P90 BX90LA4	323
29.1	461	1.3	49.1	11100	A352_49.1 S3 ME3SB4	A352_49.1 S3 MX3SB4	314	A352_49.1 P90 BE90LA4	A352_49.1 P90 BX90LA4	315
29.6	454	0.9	48.3	6680	A302_48.3 S3 ME3SB4	A302_48.3 S3 MX3SB4	310	A302_48.3 P90 BE90LA4	A302_48.3 P90 BX90LA4	311
29.6	454	1.9	48.3	14900	A412_48.3 S3 ME3SB4	A412_48.3 S3 MX3SB4	318	A412_48.3 P90 BE90LA4	A412_48.3 P90 BX90LA4	319
31	431	1.4	45.8	11000	A352_45.8 S3 ME3SB4	A352_45.8 S3 MX3SB4	314	A352_45.8 P90 BE90LA4	A352_45.8 P90 BX90LA4	315
32	424	2.0	45.1	14600	A412_45.1 S3 ME3SB4	A412_45.1 S3 MX3SB4	318	A412_45.1 P90 BE90LA4	A412_45.1 P90 BX90LA4	319
33	408	1.0	43.4	6450	A302_43.4 S3 ME3SB4	A302_43.4 S3 MX3SB4	310	A302_43.4 P90 BE90LA4	A302_43.4 P90 BX90LA4	311

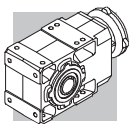


1.5 kW

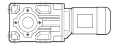

n ₂ min-1	M ₂ Nm	S	i	R _{n2} N						
					IE2	IE3	IE2	IE3		
34	393	1.5	41.8	10800	A352_41.8 S3 ME3SB4	A352_41.8 S3 MX3SB4	314	A352_41.8 P90 BE90LA4	A352_41.8 P90 BX90LA4	315
36	369	1.1	39.3	6380	A302_39.3 S3 ME3SB4	A302_39.3 S3 MX3SB4	310	A302_39.3 P90 BE90LA4	A302_39.3 P90 BX90LA4	311
39	344	1.2	36.6	6330	A302_36.6 S3 ME3SB4	A302_36.6 S3 MX3SB4	310	A302_36.6 P90 BE90LA4	A302_36.6 P90 BX90LA4	311
39	344	1.7	36.6	10500	A352_36.6 S3 ME3SB4	A352_36.6 S3 MX3SB4	314	A352_36.6 P90 BE90LA4	A352_36.6 P90 BX90LA4	315
40	338	2.3	35.9	13800	A412_35.9 S3 ME3SB4	A412_35.9 S3 MX3SB4	318	A412_35.9 P90 BE90LA4	A412_35.9 P90 BX90LA4	319
43	314	1.3	33.4	6260	A302_33.4 S3 ME3SB4	A302_33.4 S3 MX3SB4	310	A302_33.4 P90 BE90LA4	A302_33.4 P90 BX90LA4	311
43	312	1.9	33.2	10300	A352_33.2 S3 ME3SB4	A352_33.2 S3 MX3SB4	314	A352_33.2 P90 BE90LA4	A352_33.2 P90 BX90LA4	315
49	275	1.5	29.3	6140	A302_29.3 S3 ME3SB4	A302_29.3 S3 MX3SB4	310	A302_29.3 P90 BE90LA4	A302_29.3 P90 BX90LA4	311
49	275	0.9	29.2	3820	A202_29.2 S3 ME3SB4	A202_29.2 S3 MX3SB4	306	A202_29.2 P90 BE90LA4	A202_29.2 P90 BX90LA4	307
50	267	2.2	28.4	9940	A352_28.4 S3 ME3SB4	A352_28.4 S3 MX3SB4	314	A352_28.4 P90 BE90LA4	A352_28.4 P90 BX90LA4	315
50	266	2.7	28.3	13000	A412_28.3 S3 ME3SB4	A412_28.3 S3 MX3SB4	318	A412_28.3 P90 BE90LA4	A412_28.3 P90 BX90LA4	319
54	249	1.6	26.5	6040	A302_26.5 S3 ME3SB4	A302_26.5 S3 MX3SB4	310	A302_26.5 P90 BE90LA4	A302_26.5 P90 BX90LA4	311
54	249	1.0	26.5	3790	A202_26.5 S3 ME3SB4	A202_26.5 S3 MX3SB4	306	A202_26.5 P90 BE90LA4	A202_26.5 P90 BX90LA4	307
56	241	2.5	25.7	9710	A352_25.7 S3 ME3SB4	A352_25.7 S3 MX3SB4	314	A352_25.7 P90 BE90LA4	A352_25.7 P90 BX90LA4	315
62	217	1.2	23.1	3760	A202_23.1 S3 ME3SB4	A202_23.1 S3 MX3SB4	306	A202_23.1 P90 BE90LA4	A202_23.1 P90 BX90LA4	307
63	214	1.9	22.8	5870	A302_22.8 S3 ME3SB4	A302_22.8 S3 MX3SB4	310	A302_22.8 P90 BE90LA4	A302_22.8 P90 BX90LA4	311
63	213	3.2	22.7	12200	A412_22.7 S3 ME3SB4	A412_22.7 S3 MX3SB4	318	A412_22.7 P90 BE90LA4	A412_22.7 P90 BX90LA4	319
64	211	2.8	22.5	9400	A352_22.5 S3 ME3SB4	A352_22.5 S3 MX3SB4	314	A352_22.5 P90 BE90LA4	A352_22.5 P90 BX90LA4	315
67	200	1.3	21.2	3730	A202_21.2 S3 ME3SB4	A202_21.2 S3 MX3SB4	306	A202_21.2 P90 BE90LA4	A202_21.2 P90 BX90LA4	307
70	193	2.1	20.5	5760	A302_20.5 S3 ME3SB4	A302_20.5 S3 MX3SB4	310	A302_20.5 P90 BE90LA4	A302_20.5 P90 BX90LA4	311
70	192	3.1	20.4	9170	A352_20.4 S3 ME3SB4	A352_20.4 S3 MX3SB4	314	A352_20.4 P90 BE90LA4	A352_20.4 P90 BX90LA4	315
79	170	1.5	18.1	3660	A202_18.1 S3 ME3SB4	A202_18.1 S3 MX3SB4	306	A202_18.1 P90 BE90LA4	A202_18.1 P90 BX90LA4	307
80	169	2.4	18.0	5600	A302_18.0 S3 ME3SB4	A302_18.0 S3 MX3SB4	310	A302_18.0 P90 BE90LA4	A302_18.0 P90 BX90LA4	311
87	155	1.0	16.4	3720	A102_16.4 S3 ME3SB4	A102_16.4 S3 MX3SB4	302	A102_16.4 P90 BE90LA4	A102_16.4 P90 BX90LA4	303
88	154	2.5	16.3	5480	A302_16.3 S3 ME3SB4	A302_16.3 S3 MX3SB4	310	A302_16.3 P90 BE90LA4	A302_16.3 P90 BX90LA4	311
88	152	1.6	16.2	3600	A202_16.2 S3 ME3SB4	A202_16.2 S3 MX3SB4	306	A202_16.2 P90 BE90LA4	A202_16.2 P90 BX90LA4	307
102	132	1.9	14.1	3530	A202_14.1 S3 ME3SB4	A202_14.1 S3 MX3SB4	306	A202_14.1 P90 BE90LA4	A202_14.1 P90 BX90LA4	307
103	131	1.1	13.9	3090	A102_13.9 S3 ME3SB4	A102_13.9 S3 MX3SB4	302	A102_13.9 P90 BE90LA4	A102_13.9 P90 BX90LA4	303
105	128	2.9	13.6	5250	A302_13.6 S3 ME3SB4	A302_13.6 S3 MX3SB4	310	A302_13.6 P90 BE90LA4	A302_13.6 P90 BX90LA4	311
116	116	1.2	12.3	3040	A102_12.3 S3 ME3SB4	A102_12.3 S3 MX3SB4	302	A102_12.3 P90 BE90LA4	A102_12.3 P90 BX90LA4	303
120	112	1.9	12.0	3420	A202_12.0 S3 ME3SB4	A202_12.0 S3 MX3SB4	306	A202_12.0 P90 BE90LA4	A202_12.0 P90 BX90LA4	307
121	111	2.7	11.8	5060	A302_11.8 S3 ME3SB4	A302_11.8 S3 MX3SB4	310	A302_11.8 P90 BE90LA4	A302_11.8 P90 BX90LA4	311
125	107	3.3	22.8	5040	A302_22.8 S3 ME3SA2		310	A302_22.8 P90 BE90SA2		311
135	99	1.5	10.6	2990	A102_10.6 S3 ME3SB4	A102_10.6 S3 MX3SB4	302	A102_10.6 P90 BE90LA4	A102_10.6 P90 BX90LA4	303
137	98	3.5	10.5	4930	A302_10.5 S3 ME3SB4	A302_10.5 S3 MX3SB4	310	A302_10.5 P90 BE90LA4	A302_10.5 P90 BX90LA4	311
138	97	2.3	10.3	3330	A202_10.3 S3 ME3SB4	A202_10.3 S3 MX3SB4	306	A202_10.3 P90 BE90LA4	A202_10.3 P90 BX90LA4	307
149	90	1.5	9.6	2940	A102_9.6 S3 ME3SB4	A102_9.6 S3 MX3SB4	302	A102_9.6 P90 BE90LA4	A102_9.6 P90 BX90LA4	303
153	88	2.4	9.4	3250	A202_9.4 S3 ME3SB4	A202_9.4 S3 MX3SB4	306	A202_9.4 P90 BE90LA4	A202_9.4 P90 BX90LA4	307
154	88	3.4	9.3	4770	A302_9.3 S3 ME3SB4	A302_9.3 S3 MX3SB4	310	A302_9.3 P90 BE90LA4	A302_9.3 P90 BX90LA4	311
168	80	1.7	8.5	3420	A102_8.5 S3 ME3SB4	A102_8.5 S3 MX3SB4	302	A102_8.5 P90 BE90LA4	A102_8.5 P90 BX90LA4	303
171	79	2.7	8.4	3180	A202_8.4 S3 ME3SB4	A202_8.4 S3 MX3SB4	306	A202_8.4 P90 BE90LA4	A202_8.4 P90 BX90LA4	307
196	69	3.1	7.3	3080	A202_7.3 S3 ME3SB4	A202_7.3 S3 MX3SB4	306	A202_7.3 P90 BE90LA4	A202_7.3 P90 BX90LA4	307
198	68	2.1	7.2	2790	A102_7.2 S3 ME3SB4	A102_7.2 S3 MX3SB4	302	A102_7.2 P90 BE90LA4	A102_7.2 P90 BX90LA4	303
219	61	3.4	6.5	3000	A202_6.5 S3 ME3SB4	A202_6.5 S3 MX3SB4	306	A202_6.5 P90 BE90LA4	A202_6.5 P90 BX90LA4	307
226	60	2.4	6.3	3220	A102_6.3 S3 ME3SB4	A102_6.3 S3 MX3SB4	302	A102_6.3 P90 BE90LA4	A102_6.3 P90 BX90LA4	303
262	51	2.7	5.5	2630	A102_5.5 S3 ME3SB4	A102_5.5 S3 MX3SB4	302	A102_5.5 P90 BE90LA4	A102_5.5 P90 BX90LA4	303
297	45	3.1	9.6	2560	A102_9.6 S3 ME3SA2		302	A102_9.6 P90 BE90SA2		303
335	40	3.5	8.5	2950	A102_8.5 S3 ME3SA2		302	A102_8.5 P90 BE90SA2		303

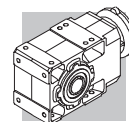
1.5 kW

n ₂ min-1	M ₂ Nm	S	i	R _{n2} N					
					IE3		IE3		
0.88	14528	1.0	1632	75000			A904_1632 P90 BXN90L4		341
0.95	13410	1.0	1507	75000			A904_1507 P90 BXN90L4		341
1.1	11784	1.2	1324	75000			A904_1324 P90 BXN90L4		341
1.2	10877	1.3	1222	75000			A904_1222 P90 BXN90L4		341
1.3	9884	1.4	1111	75000			A904_1111 P90 BXN90L4		341
1.4	9124	1.5	1025	75000			A904_1025 P90 BXN90L4		341
1.4	8913	0.9	1001	65000			A804_1001 P90 BXN90L4		338
1.5	8341	1.7	937.2	75000			A904_937.2 P90 BXN90L4		341
1.6	7998	1.0	898.7	65000			A804_898.7 P90 BXN90L4		338
1.7	7699	1.8	865.1	75000			A904_865.1 P90 BXN90L4		341
1.7	7383	1.1	829.5	65000			A804_829.5 P90 BXN90L4		338

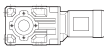



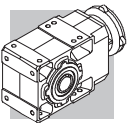
1.5 kW

n ₂ min ⁻¹	M ₂ Nm	S	i	R _{n2} N	 IE3		 IEC	
1.9	6826	2.1	766.9	75000			A904_766.9 P90 BXN90L4	341
1.9	6783	1.2	762.1	65000			A804_762.1 P90 BXN90L4	338
2.0	6300	2.2	707.9	75000			A904_707.9 P90 BXN90L4	341
2.0	6261	1.3	703.5	65000			A804_703.5 P90 BXN90L4	338
2.2	5737	0.9	644.6	50000			A704_644.6 P90 BXN90L4	335
2.4	5404	1.5	607.2	65000			A804_607.2 P90 BXN90L4	338
2.4	5354	2.6	601.6	75000			A904_601.6 P90 BXN90L4	341
2.4	5296	0.9	595.0	50000			A704_595.0 P90 BXN90L4	335
2.6	4988	1.6	560.5	65000			A804_560.5 P90 BXN90L4	338
2.6	4942	2.8	555.3	75000			A904_555.3 P90 BXN90L4	341
2.8	4587	1.1	515.4	50000			A704_515.4 P90 BXN90L4	335
2.9	4331	3.2	486.6	75000			A904_486.6 P90 BXN90L4	341
3.0	4262	1.9	478.9	65000			A804_478.9 P90 BXN90L4	338
3.0	4234	1.2	475.8	50000			A704_475.8 P90 BXN90L4	335
3.2	3998	3.5	449.2	75000			A904_449.2 P90 BXN90L4	341
3.2	3935	2.0	442.1	65000			A804_442.1 P90 BXN90L4	338
3.6	3561	1.4	400.2	50000			A704_400.2 P90 BXN90L4	335
3.7	3413	2.3	383.5	65000			A804_383.5 P90 BXN90L4	338
3.9	3288	1.5	369.4	50000			A704_369.4 P90 BXN90L4	335
4.0	3150	2.5	354.0	65000			A804_354.0 P90 BXN90L4	338
4.1	3126	0.9	351.2	30000			A604_351.2 P90 BXN90L4	331
4.4	2885	1.0	324.2	30000			A604_324.2 P90 BXN90L4	331
4.5	2816	1.8	316.4	50000			A704_316.4 P90 BXN90L4	335
4.8	2673	3.0	300.4	65000			A804_300.4 P90 BXN90L4	338
4.9	2599	1.9	292.0	50000			A704_292.0 P90 BXN90L4	335
5.0	2548	1.1	286.3	30000			A604_286.3 P90 BXN90L4	331
5.2	2468	3.2	277.3	65000			A804_277.3 P90 BXN90L4	338
5.4	2352	1.2	264.3	30000			A604_264.3 P90 BXN90L4	331
6.0	2124	2.4	238.6	50000			A704_238.6 P90 BXN90L4	335
6.3	2013	1.4	226.1	30000			A604_226.1 P90 BXN90L4	331
6.5	1960	2.6	220.3	50000			A704_220.3 P90 BXN90L4	335
6.9	1858	1.5	208.7	30000			A604_208.7 P90 BXN90L4	331
6.9	1852	1.1	208.1	30000			A554_208.1 P90 BXN90L4	327
7.4	1767	1.1	194.2	30000			A553_194.2 P90 BXN90L4	327
7.7	1690	1.7	185.8	30000			A603_185.8 P90 BXN90L4	331
7.8	1637	3.1	183.9	50000			A704_183.9 P90 BXN90L4	335
8.2	1593	1.3	175.0	30000			A553_175.0 P90 BXN90L4	327
8.2	1578	1.0	173.4	20000			A503_173.4 P90 BXN90L4	323
8.3	1560	1.8	171.5	30000			A603_171.5 P90 BXN90L4	331
8.4	1511	3.3	169.8	50000			A704_169.8 P90 BXN90L4	335
8.9	1460	1.4	160.4	30000			A553_160.4 P90 BXN90L4	327
9.2	1420	2.0	156.0	30000			A603_156.0 P90 BXN90L4	331
9.3	1407	1.1	154.6	20000			A503_154.6 P90 BXN90L4	323
9.3	1399	2.9	153.7	50000			A703_153.7 P90 BXN90L4	335
9.7	1336	1.5	146.8	30000			A553_146.8 P90 BXN90L4	327
9.9	1311	2.1	144.0	30000			A603_144.0 P90 BXN90L4	331
10.2	1280	1.2	140.6	20000			A503_140.6 P90 BXN90L4	323
10.7	1213	2.3	133.3	30000			A603_133.3 P90 BXN90L4	331
10.8	1208	1.7	132.7	30000			A553_132.7 P90 BXN90L4	327
11.0	1180	1.3	129.7	20000			A503_129.7 P90 BXN90L4	323
11.5	1127	1.8	123.9	30000			A553_123.9 P90 BXN90L4	327
11.6	1120	2.5	123.0	30000			A603_123.0 P90 BXN90L4	331
12.1	1073	1.4	118.0	20000			A503_118.0 P90 BXN90L4	323
13.1	996	1.5	109.4	20000			A503_109.4 P90 BXN90L4	323
13.3	981	2.9	107.8	30000			A603_107.8 P90 BXN90L4	331
14.1	923	2.2	101.4	30000			A553_101.4 P90 BXN90L4	327
14.4	906	1.7	99.5	20000			A503_99.5 P90 BXN90L4	323
14.4	906	3.1	99.5	30000			A603_99.5 P90 BXN90L4	331
15.4	844	0.9	92.8	15000			A413_92.8 P90 BXN90L4	319
16.0	815	1.8	89.5	20000			A503_89.5 P90 BXN90L4	323
16.6	786	3.6	86.4	30000			A603_86.4 P90 BXN90L4	331
17.6	741	2.0	81.5	20000			A503_81.5 P90 BXN90L4	323
18.0	724	2.8	79.5	30000			A553_79.5 P90 BXN90L4	327
18.0	745	1.1	79.2	15000			A412_79.2 P90 BXN90L4	319
20.1	670	1.3	71.3	15000			A412_71.3 P90 BXN90L4	319
20.4	639	2.3	70.2	20000			A503_70.2 P90 BXN90L4	323
21.7	619	1.0	65.8	11600			A352_65.8 P90 BXN90L4	315

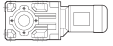





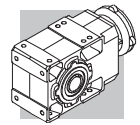
1.5 kW

n ₂ min ⁻¹	M ₂ Nm	S	i	R _{n2} N	IE3		IEC	IE3
								
22.2	585	3.4	64.3	30000			A553_64.3 P90 BXN90L4	327
22.3	603	1.4	64.2	15000			A412_64.2 P90 BXN90L4	319
22.4	581	2.6	63.9	20000			A503_63.9 P90 BXN90L4	323
23.7	567	1.1	60.4	11500			A352_60.4 P90 BXN90L4	315
24.3	553	1.5	58.8	15000			A412_58.8 P90 BXN90L4	319
25.2	517	2.9	56.8	20000			A503_56.8 P90 BXN90L4	323
26.3	510	1.2	54.3	11300			A352_54.3 P90 BXN90L4	315
26.9	500	1.7	53.1	15000			A412_53.1 P90 BXN90L4	319
27.7	470	3.2	51.7	19700			A503_51.7 P90 BXN90L4	323
29.1	461	1.3	49.1	11100			A352_49.1 P90 BXN90L4	315
29.6	454	0.9	48.3	6680			A302_48.3 P90 BXN90L4	311
29.6	454	1.9	48.3	14900			A412_48.3 P90 BXN90L4	319
31	431	1.4	45.8	11000			A352_45.8 P90 BXN90L4	315
32	424	2.0	45.1	14600			A412_45.1 P90 BXN90L4	319
33	408	1.0	43.4	6450			A302_43.4 P90 BXN90L4	311
34	393	1.5	41.8	10800			A352_41.8 P90 BXN90L4	315
36	369	1.1	39.3	6380			A302_39.3 P90 BXN90L4	311
39	344	1.2	36.6	6330			A302_36.6 P90 BXN90L4	311
39	344	1.7	36.6	10500			A352_36.6 P90 BXN90L4	315
40	338	2.3	35.9	13800			A412_35.9 P90 BXN90L4	319
43	314	1.3	33.4	6260			A302_33.4 P90 BXN90L4	311
43	312	1.9	33.2	10300			A352_33.2 P90 BXN90L4	315
49	275	1.5	29.3	6140			A302_29.3 P90 BXN90L4	311
49	275	0.9	29.2	3820			A202_29.2 P90 BXN90L4	307
50	267	2.2	28.4	9940			A352_28.4 P90 BXN90L4	315
50	266	2.7	28.3	13000			A412_28.3 P90 BXN90L4	319
54	249	1.6	26.5	6040			A302_26.5 P90 BXN90L4	311
54	249	1.0	26.5	3790			A202_26.5 P90 BXN90L4	307
56	241	2.5	25.7	9710			A352_25.7 P90 BXN90L4	315
62	217	1.2	23.1	3760			A202_23.1 P90 BXN90L4	307
63	214	1.9	22.8	5870			A302_22.8 P90 BXN90L4	311
63	213	3.2	22.7	12200			A412_22.7 P90 BXN90L4	319
64	211	2.8	22.5	9400			A352_22.5 P90 BXN90L4	315
67	200	1.3	21.2	3730			A202_21.2 P90 BXN90L4	307
70	193	2.1	20.5	5760			A302_20.5 P90 BXN90L4	311
70	192	3.1	20.4	9170			A352_20.4 P90 BXN90L4	315
79	170	1.5	18.1	3660			A202_18.1 P90 BXN90L4	307
80	169	2.4	18.0	5600			A302_18.0 P90 BXN90L4	311
87	155	1.0	16.4	3720			A102_16.4 P90 BXN90L4	303
88	154	2.5	16.3	5480			A302_16.3 P90 BXN90L4	311
88	152	1.6	16.2	3600			A202_16.2 P90 BXN90L4	307
102	132	1.9	14.1	3530			A202_14.1 P90 BXN90L4	307
103	131	1.1	13.9	3090			A102_13.9 P90 BXN90L4	303
105	128	2.9	13.6	5250			A302_13.6 P90 BXN90L4	311
116	116	1.2	12.3	3040			A102_12.3 P90 BXN90L4	303
120	112	1.9	12.0	3420			A202_12.0 P90 BXN90L4	307
121	111	2.7	11.8	5060			A302_11.8 P90 BXN90L4	311
125	107	3.3	22.8	5040				
135	99	1.5	10.6	2990			A102_10.6 P90 BXN90L4	303
137	98	3.5	10.5	4930			A302_10.5 P90 BXN90L4	311
138	97	2.3	10.3	3330			A202_10.3 P90 BXN90L4	307
149	90	1.5	9.6	2940			A102_9.6 P90 BXN90L4	303
153	88	2.4	9.4	3250			A202_9.4 P90 BXN90L4	307
154	88	3.4	9.3	4770			A302_9.3 P90 BXN90L4	311
168	80	1.7	8.5	3420			A102_8.5 P90 BXN90L4	303
171	79	2.7	8.4	3180			A202_8.4 P90 BXN90L4	307
196	69	3.1	7.3	3080			A202_7.3 P90 BXN90L4	307
198	68	2.1	7.2	2790			A102_7.2 P90 BXN90L4	303
219	61	3.4	6.5	3000			A202_6.5 P90 BXN90L4	307
226	60	2.4	6.3	3220			A102_6.3 P90 BXN90L4	303
262	51	2.7	5.5	2630			A102_5.5 P90 BXN90L4	303
297	45	3.1	9.6	2560				
335	40	3.5	8.5	2950				

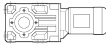





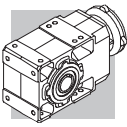
2.2 kW

n ₂ min-1	M ₂ Nm	S	i	R _{n2} N						
					IE2	IE3		IE2	IE3	
1.2	15990	0.9	1222	75000	A904_1222 S3 ME3LA4	A904_1222 S3 MX3LA4	340	A904_1222 P100 BE100LA4	A904_1222 P100 BX100LA4	341
1.3	14530	1.0	1111	75000	A904_1111 S3 ME3LA4	A904_1111 S3 MX3LA4	340	A904_1111 P100 BE100LA4	A904_1111 P100 BX100LA4	341
1.4	13412	1.0	1025	75000	A904_1025 S3 ME3LA4	A904_1025 S3 MX3LA4	340	A904_1025 P100 BE100LA4	A904_1025 P100 BX100LA4	341
1.5	12261	1.1	937.2	75000	A904_937.2 S3 ME3LA4	A904_937.2 S3 MX3LA4	340	A904_937.2 P100 BE100LA4	A904_937.2 P100 BX100LA4	341
1.7	11318	1.2	865.1	75000	A904_865.1 S3 ME3LA4	A904_865.1 S3 MX3LA4	340	A904_865.1 P100 BE100LA4	A904_865.1 P100 BX100LA4	341
1.9	10034	1.4	766.9	75000	A904_766.9 S3 ME3LA4	A904_766.9 S3 MX3LA4	340	A904_766.9 P100 BE100LA4	A904_766.9 P100 BX100LA4	341
2.0	9262	1.5	707.9	75000	A904_707.9 S3 ME3LA4	A904_707.9 S3 MX3LA4	340	A904_707.9 P100 BE100LA4	A904_707.9 P100 BX100LA4	341
2.0	9203	0.9	703.5	65000	A804_703.5 S3 ME3LA4	A804_703.5 S3 MX3LA4	337	A804_703.5 P100 BE100LA4	A804_703.5 P100 BX100LA4	338
2.4	7943	1.0	607.2	65000	A804_607.2 S3 ME3LA4	A804_607.2 S3 MX3LA4	337	A804_607.2 P100 BE100LA4	A804_607.2 P100 BX100LA4	338
2.4	7870	1.8	601.6	75000	A904_601.6 S3 ME3LA4	A904_601.6 S3 MX3LA4	340	A904_601.6 P100 BE100LA4	A904_601.6 P100 BX100LA4	341
2.6	7332	1.1	560.5	65000	A804_560.5 S3 ME3LA4	A804_560.5 S3 MX3LA4	337	A804_560.5 P100 BE100LA4	A804_560.5 P100 BX100LA4	338
2.6	7265	1.9	555.3	75000	A904_555.3 S3 ME3LA4	A904_555.3 S3 MX3LA4	340	A904_555.3 P100 BE100LA4	A904_555.3 P100 BX100LA4	341
2.9	6366	2.2	486.6	75000	A904_486.6 S3 ME3LA4	A904_486.6 S3 MX3LA4	340	A904_486.6 P100 BE100LA4	A904_486.6 P100 BX100LA4	341
3.0	6266	1.3	478.9	65000	A804_478.9 S3 ME3LA4	A804_478.9 S3 MX3LA4	337	A804_478.9 P100 BE100LA4	A804_478.9 P100 BX100LA4	338
3.2	5876	2.4	449.2	75000	A904_449.2 S3 ME3LA4	A904_449.2 S3 MX3LA4	340	A904_449.2 P100 BE100LA4	A904_449.2 P100 BX100LA4	341
3.2	5784	1.4	442.1	65000	A804_442.1 S3 ME3LA4	A804_442.1 S3 MX3LA4	337	A804_442.1 P100 BE100LA4	A804_442.1 P100 BX100LA4	338
3.6	5235	1.0	400.2	50000	A704_400.2 S3 ME3LA4	A704_400.2 S3 MX3LA4	334	A704_400.2 P100 BE100LA4	A704_400.2 P100 BX100LA4	335
3.7	5043	2.8	385.4	75000	A904_385.4 S3 ME3LA4	A904_385.4 S3 MX3LA4	340	A904_385.4 P100 BE100LA4	A904_385.4 P100 BX100LA4	341
3.7	5017	1.6	383.5	65000	A804_383.5 S3 ME3LA4	A804_383.5 S3 MX3LA4	337	A804_383.5 P100 BE100LA4	A804_383.5 P100 BX100LA4	338
3.9	4833	1.0	369.4	50000	A704_369.4 S3 ME3LA4	A704_369.4 S3 MX3LA4	334	A704_369.4 P100 BE100LA4	A704_369.4 P100 BX100LA4	335
4.0	4655	3.0	355.8	75000	A904_355.8 S3 ME3LA4	A904_355.8 S3 MX3LA4	340	A904_355.8 P100 BE100LA4	A904_355.8 P100 BX100LA4	341
4.0	4631	1.7	354.0	65000	A804_354.0 S3 ME3LA4	A804_354.0 S3 MX3LA4	337	A804_354.0 P100 BE100LA4	A804_354.0 P100 BX100LA4	338
4.5	4139	1.2	316.4	50000	A704_316.4 S3 ME3LA4	A704_316.4 S3 MX3LA4	334	A704_316.4 P100 BE100LA4	A704_316.4 P100 BX100LA4	335
4.7	3989	3.5	304.9	75000	A904_304.9 S3 ME3LA4	A904_304.9 S3 MX3LA4	340	A904_304.9 P100 BE100LA4	A904_304.9 P100 BX100LA4	341
4.8	3930	2.0	300.4	65000	A804_300.4 S3 ME3LA4	A804_300.4 S3 MX3LA4	337	A804_300.4 P100 BE100LA4	A804_300.4 P100 BX100LA4	338
4.9	3820	1.3	292.0	50000	A704_292.0 S3 ME3LA4	A704_292.0 S3 MX3LA4	334	A704_292.0 P100 BE100LA4	A704_292.0 P100 BX100LA4	335
5.2	3628	2.2	277.3	65000	A804_277.3 S3 ME3LA4	A804_277.3 S3 MX3LA4	337	A804_277.3 P100 BE100LA4	A804_277.3 P100 BX100LA4	338
6.0	3122	1.6	238.6	50000	A704_238.6 S3 ME3LA4	A704_238.6 S3 MX3LA4	334	A704_238.6 P100 BE100LA4	A704_238.6 P100 BX100LA4	335
6.1	3043	2.6	232.6	65000	A804_232.6 S3 ME3LA4	A804_232.6 S3 MX3LA4	337	A804_232.6 P100 BE100LA4	A804_232.6 P100 BX100LA4	338
6.3	2958	0.9	226.1	30000	A604_226.1 S3 ME3LA4	A604_226.1 S3 MX3LA4	330	A604_226.1 P100 BE100LA4	A604_226.1 P100 BX100LA4	331
6.5	2882	1.7	220.3	50000	A704_220.3 S3 ME3LA4	A704_220.3 S3 MX3LA4	334	A704_220.3 P100 BE100LA4	A704_220.3 P100 BX100LA4	335
6.7	2809	2.8	214.7	65000	A804_214.7 S3 ME3LA4	A804_214.7 S3 MX3LA4	337	A804_214.7 P100 BE100LA4	A804_214.7 P100 BX100LA4	338
6.9	2731	1.0	208.7	30000	A604_208.7 S3 ME3LA4	A604_208.7 S3 MX3LA4	330	A604_208.7 P100 BE100LA4	A604_208.7 P100 BX100LA4	331
7.7	2485	1.1	185.8	30000	A603_185.8 S3 ME3LA4	A603_185.8 S3 MX3LA4	330	A603_185.8 P100 BE100LA4	A603_185.8 P100 BX100LA4	331
7.8	2406	2.1	183.9	50000	A704_183.9 S3 ME3LA4	A704_183.9 S3 MX3LA4	334	A704_183.9 P100 BE100LA4	A704_183.9 P100 BX100LA4	335
8.3	2294	1.2	171.5	30000	A603_171.5 S3 ME3LA4	A603_171.5 S3 MX3LA4	330	A603_171.5 P100 BE100LA4	A603_171.5 P100 BX100LA4	331
8.3	2241	3.6	171.3	65000	A804_171.3 S3 ME3LA4	A804_171.3 S3 MX3LA4	337	A804_171.3 P100 BE100LA4	A804_171.3 P100 BX100LA4	338
8.4	2221	2.3	169.8	50000	A704_169.8 S3 ME3LA4	A704_169.8 S3 MX3LA4	334	A704_169.8 P100 BE100LA4	A704_169.8 P100 BX100LA4	335
8.9	2146	0.9	160.4	30000	A553_160.4 S3 ME3LA4	A553_160.4 S3 MX3LA4	326	A553_160.4 P100 BE100LA4	A553_160.4 P100 BX100LA4	327
9.2	2087	1.3	156.0	30000	A603_156.0 S3 ME3LA4	A603_156.0 S3 MX3LA4	330	A603_156.0 P100 BE100LA4	A603_156.0 P100 BX100LA4	331
9.3	2056	2.0	153.7	50000	A703_153.7 S3 ME3LA4	A703_153.7 S3 MX3LA4	334	A703_153.7 P100 BE100LA4	A703_153.7 P100 BX100LA4	335
9.7	1964	1.0	146.8	30000	A553_146.8 S3 ME3LA4	A553_146.8 S3 MX3LA4	326	A553_146.8 P100 BE100LA4	A553_146.8 P100 BX100LA4	327
9.9	1927	1.5	144.0	30000	A603_144.0 S3 ME3LA4	A603_144.0 S3 MX3LA4	330	A603_144.0 P100 BE100LA4	A603_144.0 P100 BX100LA4	331
10.1	1898	2.6	141.9	50000	A703_141.9 S3 ME3LA4	A703_141.9 S3 MX3LA4	334	A703_141.9 P100 BE100LA4	A703_141.9 P100 BX100LA4	335
10.7	1783	1.6	133.3	30000	A603_133.3 S3 ME3LA4	A603_133.3 S3 MX3LA4	330	A603_133.3 P100 BE100LA4	A603_133.3 P100 BX100LA4	331
10.8	1776	1.1	132.7	30000	A553_132.7 S3 ME3LA4	A553_132.7 S3 MX3LA4	326	A553_132.7 P100 BE100LA4	A553_132.7 P100 BX100LA4	327
10.9	1748	2.9	130.7	50000	A703_130.7 S3 ME3LA4	A703_130.7 S3 MX3LA4	334	A703_130.7 P100 BE100LA4	A703_130.7 P100 BX100LA4	335
11.5	1657	1.2	123.9	30000	A553_123.9 S3 ME3LA4	A553_123.9 S3 MX3LA4	326	A553_123.9 P100 BE100LA4	A553_123.9 P100 BX100LA4	327
11.6	1646	1.7	123.0	30000	A603_123.0 S3 ME3LA4	A603_123.0 S3 MX3LA4	330	A603_123.0 P100 BE100LA4	A603_123.0 P100 BX100LA4	331
11.9	1613	3.1	120.6	50000	A703_120.6 S3 ME3LA4	A703_120.6 S3 MX3LA4	334	A703_120.6 P100 BE100LA4	A703_120.6 P100 BX100LA4	335
12.1	1578	1.0	118.0	20000	A503_118.0 S3 ME3LA4	A503_118.0 S3 MX3LA4	322	A503_118.0 P100 BE100LA4	A503_118.0 P100 BX100LA4	323
13.1	1464	1.0	109.4	20000	A503_109.4 S3 ME3LA4	A503_109.4 S3 MX3LA4	322	A503_109.4 P100 BE100LA4	A503_109.4 P100 BX100LA4	323
13.3	1442	1.9	107.8	30000	A603_107.8 S3 ME3LA4	A603_107.8 S3 MX3LA4	330	A603_107.8 P100 BE100LA4	A603_107.8 P100 BX100LA4	331
13.7	1394	3.6	104.2	50000	A703_104.2 S3 ME3LA4	A703_104.2 S3 MX3LA4	334	A703_104.2 P100 BE100LA4	A703_104.2 P100 BX100LA4	335
14.1	1356	1.5	101.4	30000	A553_101.4 S3 ME3LA4	A553_101.4 S3 MX3LA4	326	A553_101.4 P100 BE100LA4	A553_101.4 P100 BX100LA4	327
14.4	1331	1.1	99.5	20000	A503_99.5 S3 ME3LA4	A503_99.5 S3 MX3LA4	322	A503_99.5 P100 BE100LA4	A503_99.5 P100 BX100LA4	323
14.4	1331	2.1	99.5	30000	A603_99.5 S3 ME3LA4	A603_99.5 S3 MX3LA4	330	A603_99.5 P100 BE100LA4	A603_99.5 P100 BX100LA4	331

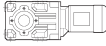





2.2 kW

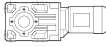



n ₂ min-1	M ₂ Nm	S	i	R _{n2} N						
					IE2	IE3		IE2	IE3	
16.0	1198	1.3	89.5	19800	A503_89.5 S3 ME3LA4	A503_89.5 S3 MX3LA4	322	A503_89.5 P100 BE100LA4	A503_89.5 P100 BX100LA4	323
16.6	1155	2.4	86.4	30000	A603_86.4 S3 ME3LA4	A603_86.4 S3 MX3LA4	330	A603_86.4 P100 BE100LA4	A603_86.4 P100 BX100LA4	331
17.6	1090	1.4	81.5	19600	A503_81.5 S3 ME3LA4	A503_81.5 S3 MX3LA4	322	A503_81.5 P100 BE100LA4	A503_81.5 P100 BX100LA4	323
17.9	1066	2.6	79.7	30000	A603_79.7 S3 ME3LA4	A603_79.7 S3 MX3LA4	330	A603_79.7 P100 BE100LA4	A603_79.7 P100 BX100LA4	331
18.0	1064	1.9	79.5	30000	A553_79.5 S3 ME3LA4	A553_79.5 S3 MX3LA4	326	A553_79.5 P100 BE100LA4	A553_79.5 P100 BX100LA4	327
20.3	942	3.0	70.4	30000	A603_70.4 S3 ME3LA4	A603_70.4 S3 MX3LA4	330	A603_70.4 P100 BE100LA4	A603_70.4 P100 BX100LA4	331
20.4	940	1.6	70.2	19300	A503_70.2 S3 ME3LA4	A503_70.2 S3 MX3LA4	322	A503_70.2 P100 BE100LA4	A503_70.2 P100 BX100LA4	323
22.0	869	3.2	65.0	30000	A603_65.0 S3 ME3LA4	A603_65.0 S3 MX3LA4	330	A603_65.0 P100 BE100LA4	A603_65.0 P100 BX100LA4	331
22.2	860	2.3	64.3	30000	A553_64.3 S3 ME3LA4	A553_64.3 S3 MX3LA4	326	A553_64.3 P100 BE100LA4	A553_64.3 P100 BX100LA4	327
22.3	887	1.0	64.2	14500	A412_64.2 S3 ME3LA4	A412_64.2 S3 MX3LA4	318	A412_64.2 P100 BE100LA4	A412_64.2 P100 BX100LA4	319
22.4	855	1.8	63.9	19000	A503_63.9 S3 ME3LA4	A503_63.9 S3 MX3LA4	322	A503_63.9 P100 BE100LA4	A503_63.9 P100 BX100LA4	323
24.3	813	1.0	58.8	14400	A412_58.8 S3 ME3LA4	A412_58.8 S3 MX3LA4	318	A412_58.8 P100 BE100LA4	A412_58.8 P100 BX100LA4	319
25.2	760	2.0	56.8	18600	A503_56.8 S3 ME3LA4	A503_56.8 S3 MX3LA4	322	A503_56.8 P100 BE100LA4	A503_56.8 P100 BX100LA4	323
26.9	734	1.2	53.1	14100	A412_53.1 S3 ME3LA4	A412_53.1 S3 MX3LA4	318	A412_53.1 P100 BE100LA4	A412_53.1 P100 BX100LA4	319
27.7	691	2.2	51.7	18300	A503_51.7 S3 ME3LA4	A503_51.7 S3 MX3LA4	322	A503_51.7 P100 BE100LA4	A503_51.7 P100 BX100LA4	323
28.1	682	2.9	51.0	30000	A553_51.0 S3 ME3LA4	A553_51.0 S3 MX3LA4	326	A553_51.0 P100 BE100LA4	A553_51.0 P100 BX100LA4	327
29.1	678	0.9	49.1	9900	A352_49.1 S3 ME3LA4	A352_49.1 S3 MX3LA4	314	A352_49.1 P100 BE100LA4	A352_49.1 P100 BX100LA4	315
29.6	667	1.3	48.3	13900	A412_48.3 S3 ME3LA4	A412_48.3 S3 MX3LA4	318	A412_48.3 P100 BE100LA4	A412_48.3 P100 BX100LA4	319
31	633	0.9	45.8	9840	A352_45.8 S3 ME3LA4	A352_45.8 S3 MX3LA4	314	A352_45.8 P100 BE100LA4	A352_45.8 P100 BX100LA4	315
32	623	1.3	45.1	13700	A412_45.1 S3 ME3LA4	A412_45.1 S3 MX3LA4	318	A412_45.1 P100 BE100LA4	A412_45.1 P100 BX100LA4	319
32	602	2.5	45.0	17900	A503_45.0 S3 ME3LA4	A503_45.0 S3 MX3LA4	322	A503_45.0 P100 BE100LA4	A503_45.0 P100 BX100LA4	323
34	577	1.0	41.8	9750	A352_41.8 S3 ME3LA4	A352_41.8 S3 MX3LA4	314	A352_41.8 P100 BE100LA4	A352_41.8 P100 BX100LA4	315
35	548	2.7	40.9	17500	A503_40.9 S3 ME3LA4	A503_40.9 S3 MX3LA4	322	A503_40.9 P100 BE100LA4	A503_40.9 P100 BX100LA4	323
39	506	1.2	36.6	9600	A352_36.6 S3 ME3LA4	A352_36.6 S3 MX3LA4	314	A352_36.6 P100 BE100LA4	A352_36.6 P100 BX100LA4	315
40	496	1.6	35.9	13100	A412_35.9 S3 ME3LA4	A412_35.9 S3 MX3LA4	318	A412_35.9 P100 BE100LA4	A412_35.9 P100 BX100LA4	319
40	476	3.1	35.6	17000	A503_35.6 S3 ME3LA4	A503_35.6 S3 MX3LA4	322	A503_35.6 P100 BE100LA4	A503_35.6 P100 BX100LA4	323
43	462	0.9	33.4	5050	A302_33.4 S3 ME3LA4	A302_33.4 S3 MX3LA4	310	A302_33.4 P100 BE100LA4	A302_33.4 P100 BX100LA4	311
43	458	1.3	33.2	9460	A352_33.2 S3 ME3LA4	A352_33.2 S3 MX3LA4	314	A352_33.2 P100 BE100LA4	A352_33.2 P100 BX100LA4	315
44	433	3.5	32.4	16600	A503_32.4 S3 ME3LA4	A503_32.4 S3 MX3LA4	322	A503_32.4 P100 BE100LA4	A503_32.4 P100 BX100LA4	323
49	405	1.0	29.3	5380	A302_29.3 S3 ME3LA4	A302_29.3 S3 MX3LA4	310	A302_29.3 P100 BE100LA4	A302_29.3 P100 BX100LA4	311
50	393	1.5	28.4	9230	A352_28.4 S3 ME3LA4	A352_28.4 S3 MX3LA4	314	A352_28.4 P100 BE100LA4	A352_28.4 P100 BX100LA4	315
50	391	1.9	28.3	12400	A412_28.3 S3 ME3LA4	A412_28.3 S3 MX3LA4	318	A412_28.3 P100 BE100LA4	A412_28.3 P100 BX100LA4	319
54	367	1.1	26.5	5350	A302_26.5 S3 ME3LA4	A302_26.5 S3 MX3LA4	310	A302_26.5 P100 BE100LA4	A302_26.5 P100 BX100LA4	311
56	355	1.7	25.7	9070	A352_25.7 S3 ME3LA4	A352_25.7 S3 MX3LA4	314	A352_25.7 P100 BE100LA4	A352_25.7 P100 BX100LA4	315
63	314	1.3	22.8	5290	A302_22.8 S3 ME3LA4	A302_22.8 S3 MX3LA4	310	A302_22.8 P100 BE100LA4	A302_22.8 P100 BX100LA4	311
63	313	2.2	22.7	11700	A412_22.7 S3 ME3LA4	A412_22.7 S3 MX3LA4	318	A412_22.7 P100 BE100LA4	A412_22.7 P100 BX100LA4	319
64	311	1.9	22.5	8840	A352_22.5 S3 ME3LA4	A352_22.5 S3 MX3LA4	314	A352_22.5 P100 BE100LA4	A352_22.5 P100 BX100LA4	315
70	284	1.4	20.5	5230	A302_20.5 S3 ME3LA4	A302_20.5 S3 MX3LA4	310	A302_20.5 P100 BE100LA4	A302_20.5 P100 BX100LA4	311
70	282	2.1	20.4	8660	A352_20.4 S3 ME3LA4	A352_20.4 S3 MX3LA4	314	A352_20.4 P100 BE100LA4	A352_20.4 P100 BX100LA4	315
79	250	1.0	18.1	3140	A202_18.1 S3 ME3LA4	A202_18.1 S3 MX3LA4	306	A202_18.1 P100 BE100LA4	A202_18.1 P100 BX100LA4	307
80	249	1.6	18.0	5140	A302_18.0 S3 ME3LA4	A302_18.0 S3 MX3LA4	310	A302_18.0 P100 BE100LA4	A302_18.0 P100 BX100LA4	311
81	245	2.6	17.8	11000	A412_17.8 S3 ME3LA4	A412_17.8 S3 MX3LA4	318	A412_17.8 P100 BE100LA4	A412_17.8 P100 BX100LA4	319
84	234	2.6	17.0	8320	A352_17.0 S3 ME3LA4	A352_17.0 S3 MX3LA4	314	A352_17.0 P100 BE100LA4	A352_17.0 P100 BX100LA4	315
88	226	1.7	16.3	5060	A302_16.3 S3 ME3LA4	A302_16.3 S3 MX3LA4	310	A302_16.3 P100 BE100LA4	A302_16.3 P100 BX100LA4	311
88	223	1.1	16.2	3140	A202_16.2 S3 ME3LA4	A202_16.2 S3 MX3LA4	306	A202_16.2 P100 BE100LA4	A202_16.2 P100 BX100LA4	307
89	222	2.7	16.1	10800	A412_16.1 S3 ME3LA4	A412_16.1 S3 MX3LA4	318	A412_16.1 P100 BE100LA4	A412_16.1 P100 BX100LA4	319
92	214	2.8	15.5	8150	A352_15.5 S3 ME3LA4	A352_15.5 S3 MX3LA4	314	A352_15.5 P100 BE100LA4	A352_15.5 P100 BX100LA4	315
102	194	1.3	14.1	3120	A202_14.1 S3 ME3LA4	A202_14.1 S3 MX3LA4	306	A202_14.1 P100 BE100LA4	A202_14.1 P100 BX100LA4	307
104	190	3.1	13.8	10300	A412_13.8 S3 ME3LA4	A412_13.8 S3 MX3LA4	318	A412_13.8 P100 BE100LA4	A412_13.8 P100 BX100LA4	319
105	187	2.0	13.6	4900	A302_13.6 S3 ME3LA4	A302_13.6 S3 MX3LA4	310	A302_13.6 P100 BE100LA4	A302_13.6 P100 BX100LA4	311
109	181	3.3	13.1	7820	A352_13.1 S3 ME3LA4	A352_13.1 S3 MX3LA4	314	A352_13.1 P100 BE100LA4	A352_13.1 P100 BX100LA4	315
120	165	1.3	12.0	3070	A202_12.0 S3 ME3LA4	A202_12.0 S3 MX3LA4	306	A202_12.0 P100 BE100LA4	A202_12.0 P100 BX100LA4	307
121	163	1.8	11.8	4750	A302_11.8 S3 ME3LA4	A302_11.8 S3 MX3LA4	310	A302_11.8 P100 BE100LA4	A302_11.8 P100 BX100LA4	311
121	163	2.5	11.8	7710	A352_11.8 S3 ME3LA4	A352_11.8 S3 MX3LA4	314	A352_11.8 P100 BE100LA4	A352_11.8 P100 BX100LA4	315
122	162	3.4	11.7	9870	A412_11.7 S3 ME3LA4	A412_11.7 S3 MX3LA4	318	A412_11.7 P100 BE100LA4	A412_11.7 P100 BX100LA4	319
124	159	2.0	23.1	3070	A202_23.1 S3 ME3LA2		306	A202_23.1 P90 BE90L2		307
134	147	2.7	10.6	7510	A352_10.6 S3 ME3LA4	A352_10.6 S3 MX3LA4	314	A352_10.6 P100 BE100LA4	A352_10.6 P100 BX100LA4	315

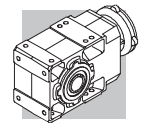


2.2 kW

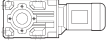



n ₂ min ⁻¹	M ₂ Nm	S	i	R _{n2} N				 IEC		
					IE2	IE3		IE2	IE3	
135	146	1.0	10.6	2600	A102_10.6 S3 ME3LA4	A102_10.6 S3 MX3LA4	302	A102_10.6 P100 BE100LA4	A102_10.6 P100 BX100LA4	303
137	144	2.4	10.5	4660	A302_10.5 S3 ME3LA4	A302_10.5 S3 MX3LA4	310	A302_10.5 P100 BE100LA4	A302_10.5 P100 BX100LA4	311
138	143	1.6	10.3	3030	A202_10.3 S3 ME3LA4	A202_10.3 S3 MX3LA4	306	A202_10.3 P100 BE100LA4	A202_10.3 P100 BX100LA4	307
149	133	1.1	9.6	2580	A102_9.6 S3 ME3LA4	A102_9.6 S3 MX3LA4	302	A102_9.6 P100 BE100LA4	A102_9.6 P100 BX100LA4	303
153	130	1.6	9.4	2980	A202_9.4 S3 ME3LA4	A202_9.4 S3 MX3LA4	306	A202_9.4 P100 BE100LA4	A202_9.4 P100 BX100LA4	307
154	129	2.3	9.3	4530	A302_9.3 S3 ME3LA4	A302_9.3 S3 MX3LA4	310	A302_9.3 P100 BE100LA4	A302_9.3 P100 BX100LA4	311
154	129	3.1	9.3	7240	A352_9.3 S3 ME3LA4	A352_9.3 S3 MX3LA4	314	A352_9.3 P100 BE100LA4	A352_9.3 P100 BX100LA4	315
168	118	1.2	8.5	3050	A102_8.5 S3 ME3LA4	A102_8.5 S3 MX3LA4	302	A102_8.5 P100 BE100LA4	A102_8.5 P100 BX100LA4	303
169	117	2.6	8.5	4430	A302_8.5 S3 ME3LA4	A302_8.5 S3 MX3LA4	310	A302_8.5 P100 BE100LA4	A302_8.5 P100 BX100LA4	311
169	117	3.3	8.5	7060	A352_8.5 S3 ME3LA4	A352_8.5 S3 MX3LA4	314	A352_8.5 P100 BE100LA4	A352_8.5 P100 BX100LA4	315
171	116	1.8	8.4	2930	A202_8.4 S3 ME3LA4	A202_8.4 S3 MX3LA4	306	A202_8.4 P100 BE100LA4	A202_8.4 P100 BX100LA4	307
196	101	2.1	7.3	2860	A202_7.3 S3 ME3LA4	A202_7.3 S3 MX3LA4	306	A202_7.3 P100 BE100LA4	A202_7.3 P100 BX100LA4	307
198	100	1.4	7.2	2520	A102_7.2 S3 ME3LA4	A102_7.2 S3 MX3LA4	302	A102_7.2 P100 BE100LA4	A102_7.2 P100 BX100LA4	303
204	97	3.1	7.0	4240	A302_7.0 S3 ME3LA4	A302_7.0 S3 MX3LA4	310	A302_7.0 P100 BE100LA4	A302_7.0 P100 BX100LA4	311
219	90	2.3	6.5	2810	A202_6.5 S3 ME3LA4	A202_6.5 S3 MX3LA4	306	A202_6.5 P100 BE100LA4	A202_6.5 P100 BX100LA4	307
223	89	3.4	6.4	4150	A302_6.4 S3 ME3LA4	A302_6.4 S3 MX3LA4	310	A302_6.4 P100 BE100LA4	A302_6.4 P100 BX100LA4	311
226	88	1.6	6.3	2950	A102_6.3 S3 ME3LA4	A102_6.3 S3 MX3LA4	302	A102_6.3 P100 BE100LA4	A102_6.3 P100 BX100LA4	303
262	76	1.9	5.5	2430	A102_5.5 S3 ME3LA4	A102_5.5 S3 MX3LA4	302	A102_5.5 P100 BE100LA4	A102_5.5 P100 BX100LA4	303
267	74	2.8	5.4	2700	A202_5.4 S3 ME3LA4	A202_5.4 S3 MX3LA4	306	A202_5.4 P100 BE100LA4	A202_5.4 P100 BX100LA4	307
306	65	3.2	9.4	2620	A202_9.4 S3 ME3LA2		306	A202_9.4 P90 BE90L2		307

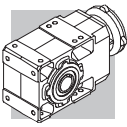
3 kW

n ₂ min ⁻¹	M ₂ Nm	S	i	R _{n2} N				 IEC		
					IE2	IE3		IE2	IE3	
1.7	15399	0.9	865.1	75000	A904_865.1 S3 ME3LB4	A904_865.1 S3 MX3LB4	340	A904_865.1 P100 BE100LB4	A904_865.1 P100 BX100LB4	341
1.9	13651	1.0	766.9	75000	A904_766.9 S3 ME3LB4	A904_766.9 S3 MX3LB4	340	A904_766.9 P100 BE100LB4	A904_766.9 P100 BX100LB4	341
2.0	12601	1.1	707.9	75000	A904_707.9 S3 ME3LB4	A904_707.9 S3 MX3LB4	340	A904_707.9 P100 BE100LB4	A904_707.9 P100 BX100LB4	341
2.4	10708	1.3	601.6	75000	A904_601.6 S3 ME3LB4	A904_601.6 S3 MX3LB4	340	A904_601.6 P100 BE100LB4	A904_601.6 P100 BX100LB4	341
2.6	9884	1.4	555.3	75000	A904_555.3 S3 ME3LB4	A904_555.3 S3 MX3LB4	340	A904_555.3 P100 BE100LB4	A904_555.3 P100 BX100LB4	341
3.0	8661	1.6	486.6	75000	A904_486.6 S3 ME3LB4	A904_486.6 S3 MX3LB4	340	A904_486.6 P100 BE100LB4	A904_486.6 P100 BX100LB4	341
3.0	8525	0.9	478.9	65000	A804_478.9 S3 ME3LB4	A804_478.9 S3 MX3LB4	337	A804_478.9 P100 BE100LB4	A804_478.9 P100 BX100LB4	338
3.2	7995	1.8	449.2	75000	A904_449.2 S3 ME3LB4	A904_449.2 S3 MX3LB4	340	A904_449.2 P100 BE100LB4	A904_449.2 P100 BX100LB4	341
3.3	7869	1.0	442.1	65000	A804_442.1 S3 ME3LB4	A804_442.1 S3 MX3LB4	337	A804_442.1 P100 BE100LB4	A804_442.1 P100 BX100LB4	338
3.7	6861	2.0	385.4	75000	A904_385.4 S3 ME3LB4	A904_385.4 S3 MX3LB4	340	A904_385.4 P100 BE100LB4	A904_385.4 P100 BX100LB4	341
3.8	6826	1.2	383.5	65000	A804_383.5 S3 ME3LB4	A804_383.5 S3 MX3LB4	337	A804_383.5 P100 BE100LB4	A804_383.5 P100 BX100LB4	338
4.0	6333	2.2	355.8	75000	A904_355.8 S3 ME3LB4	A904_355.8 S3 MX3LB4	340	A904_355.8 P100 BE100LB4	A904_355.8 P100 BX100LB4	341
4.1	6301	1.3	354.0	65000	A804_354.0 S3 ME3LB4	A804_354.0 S3 MX3LB4	337	A804_354.0 P100 BE100LB4	A804_354.0 P100 BX100LB4	338
4.6	5631	0.9	316.4	50000	A704_316.4 S3 ME3LB4	A704_316.4 S3 MX3LB4	334	A704_316.4 P100 BE100LB4	A704_316.4 P100 BX100LB4	335
4.7	5427	2.6	304.9	75000	A904_304.9 S3 ME3LB4	A904_304.9 S3 MX3LB4	340	A904_304.9 P100 BE100LB4	A904_304.9 P100 BX100LB4	341
4.8	5347	1.5	300.4	65000	A804_300.4 S3 ME3LB4	A804_300.4 S3 MX3LB4	337	A804_300.4 P100 BE100LB4	A804_300.4 P100 BX100LB4	338
4.9	5198	1.0	292.0	50000	A704_292.0 S3 ME3LB4	A704_292.0 S3 MX3LB4	334	A704_292.0 P100 BE100LB4	A704_292.0 P100 BX100LB4	335
5.1	5010	2.8	281.4	75000	A904_281.4 S3 ME3LB4	A904_281.4 S3 MX3LB4	340	A904_281.4 P100 BE100LB4	A904_281.4 P100 BX100LB4	341
5.2	4936	1.6	277.3	65000	A804_277.3 S3 ME3LB4	A804_277.3 S3 MX3LB4	337	A804_277.3 P100 BE100LB4	A804_277.3 P100 BX100LB4	338
6.0	4247	1.2	238.6	50000	A704_238.6 S3 ME3LB4	A704_238.6 S3 MX3LB4	334	A704_238.6 P100 BE100LB4	A704_238.6 P100 BX100LB4	335
6.2	4141	1.9	232.6	65000	A804_232.6 S3 ME3LB4	A804_232.6 S3 MX3LB4	337	A804_232.6 P100 BE100LB4	A804_232.6 P100 BX100LB4	338
6.4	4030	3.5	226.4	75000	A904_226.4 S3 ME3LB4	A904_226.4 S3 MX3LB4	340	A904_226.4 P100 BE100LB4	A904_226.4 P100 BX100LB4	341
6.5	3921	1.3	220.3	50000	A704_220.3 S3 ME3LB4	A704_220.3 S3 MX3LB4	334	A704_220.3 P100 BE100LB4	A704_220.3 P100 BX100LB4	335
6.7	3822	2.1	214.7	65000	A804_214.7 S3 ME3LB4	A804_214.7 S3 MX3LB4	337	A804_214.7 P100 BE100LB4	A804_214.7 P100 BX100LB4	338
7.8	3273	1.5	183.9	50000	A704_183.9 S3 ME3LB4	A704_183.9 S3 MX3LB4	334	A704_183.9 P100 BE100LB4	A704_183.9 P100 BX100LB4	335
8.4	3121	0.9	171.5	30000	A603_171.5 S3 ME3LB4	A603_171.5 S3 MX3LB4	330	A603_171.5 P100 BE100LB4	A603_171.5 P100 BX100LB4	331
8.4	3049	2.6	171.3	65000	A804_171.3 S3 ME3LB4	A804_171.3 S3 MX3LB4	337	A804_171.3 P100 BE100LB4	A804_171.3 P100 BX100LB4	338
8.5	3022	1.7	169.8	50000	A704_169.8 S3 ME3LB4	A704_169.8 S3 MX3LB4	334	A704_169.8 P100 BE100LB4	A704_169.8 P100 BX100LB4	335



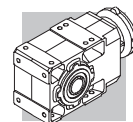
3 kW

n ₂ min ⁻¹	M ₂ Nm	S	i	R _{n2} N						
					IE2	IE3		IE2	IE3	
9.2	2854	2.8	156.8	65000	A803_156.8 S3 ME3LB4	A803_156.8 S3 MX3LB4	337	A803_156.8 P100 BE100LB4	A803_156.8 P100 BX100LB4	338
9.2	2840	1.0	156.0	30000	A603_156.0 S3 ME3LB4	A603_156.0 S3 MX3LB4	330	A603_156.0 P100 BE100LB4	A603_156.0 P100 BX100LB4	331
9.4	2797	1.4	153.7	50000	A703_153.7 S3 ME3LB4	A703_153.7 S3 MX3LB4	334	A703_153.7 P100 BE100LB4	A703_153.7 P100 BX100LB4	335
9.9	2634	3.0	144.7	65000	A803_144.7 S3 ME3LB4	A803_144.7 S3 MX3LB4	337	A803_144.7 P100 BE100LB4	A803_144.7 P100 BX100LB4	338
10.0	2622	1.1	144.0	30000	A603_144.0 S3 ME3LB4	A603_144.0 S3 MX3LB4	330	A603_144.0 P100 BE100LB4	A603_144.0 P100 BX100LB4	331
10.2	2582	1.9	141.9	50000	A703_141.9 S3 ME3LB4	A703_141.9 S3 MX3LB4	334	A703_141.9 P100 BE100LB4	A703_141.9 P100 BX100LB4	335
10.8	2426	1.2	133.3	30000	A603_133.3 S3 ME3LB4	A603_133.3 S3 MX3LB4	330	A603_133.3 P100 BE100LB4	A603_133.3 P100 BX100LB4	331
11.0	2378	2.1	130.7	50000	A703_130.7 S3 ME3LB4	A703_130.7 S3 MX3LB4	334	A703_130.7 P100 BE100LB4	A703_130.7 P100 BX100LB4	335
11.5	2286	3.5	125.6	65000	A803_125.6 S3 ME3LB4	A803_125.6 S3 MX3LB4	337	A803_125.6 P100 BE100LB4	A803_125.6 P100 BX100LB4	338
11.6	2255	0.9	123.9	30000	A553_123.9 S3 ME3LB4	A553_123.9 S3 MX3LB4	326	A553_123.9 P100 BE100LB4	A553_123.9 P100 BX100LB4	327
11.7	2239	1.3	123.0	30000	A603_123.0 S3 ME3LB4	A603_123.0 S3 MX3LB4	330	A603_123.0 P100 BE100LB4	A603_123.0 P100 BX100LB4	331
11.9	2195	2.3	120.6	50000	A703_120.6 S3 ME3LB4	A703_120.6 S3 MX3LB4	334	A703_120.6 P100 BE100LB4	A703_120.6 P100 BX100LB4	335
13.4	1962	1.4	107.8	30000	A603_107.8 S3 ME3LB4	A603_107.8 S3 MX3LB4	330	A603_107.8 P100 BE100LB4	A603_107.8 P100 BX100LB4	331
13.8	1897	2.6	104.2	50000	A703_104.2 S3 ME3LB4	A703_104.2 S3 MX3LB4	334	A703_104.2 P100 BE100LB4	A703_104.2 P100 BX100LB4	335
14.2	1845	1.1	101.4	30000	A553_101.4 S3 ME3LB4	A553_101.4 S3 MX3LB4	326	A553_101.4 P100 BE100LB4	A553_101.4 P100 BX100LB4	327
14.5	1811	1.5	99.5	30000	A603_99.5 S3 ME3LB4	A603_99.5 S3 MX3LB4	330	A603_99.5 P100 BE100LB4	A603_99.5 P100 BX100LB4	331
15.0	1751	2.9	96.2	50000	A703_96.2 S3 ME3LB4	A703_96.2 S3 MX3LB4	334	A703_96.2 P100 BE100LB4	A703_96.2 P100 BX100LB4	335
16.1	1630	0.9	89.5	17100	A503_89.5 S3 ME3LB4	A503_89.5 S3 MX3LB4	322	A503_89.5 P100 BE100LB4	A503_89.5 P100 BX100LB4	323
16.7	1572	1.8	86.4	30000	A603_86.4 S3 ME3LB4	A603_86.4 S3 MX3LB4	330	A603_86.4 P100 BE100LB4	A603_86.4 P100 BX100LB4	331
16.8	1564	3.2	85.9	50000	A703_85.9 S3 ME3LB4	A703_85.9 S3 MX3LB4	334	A703_85.9 P100 BE100LB4	A703_85.9 P100 BX100LB4	335
17.7	1482	1.0	81.5	17200	A503_81.5 S3 ME3LB4	A503_81.5 S3 MX3LB4	322	A503_81.5 P100 BE100LB4	A503_81.5 P100 BX100LB4	323
18.1	1451	1.9	79.7	30000	A603_79.7 S3 ME3LB4	A603_79.7 S3 MX3LB4	330	A603_79.7 P100 BE100LB4	A603_79.7 P100 BX100LB4	331
18.1	1447	1.4	79.5	30000	A553_79.5 S3 ME3LB4	A553_79.5 S3 MX3LB4	326	A553_79.5 P100 BE100LB4	A553_79.5 P100 BX100LB4	327
18.2	1444	3.5	79.3	50000	A703_79.3 S3 ME3LB4	A703_79.3 S3 MX3LB4	334	A703_79.3 P100 BE100LB4	A703_79.3 P100 BX100LB4	335
20.5	1281	2.2	70.4	30000	A603_70.4 S3 ME3LB4	A603_70.4 S3 MX3LB4	330	A603_70.4 P100 BE100LB4	A603_70.4 P100 BX100LB4	331
20.5	1278	1.2	70.2	17200	A503_70.2 S3 ME3LB4	A503_70.2 S3 MX3LB4	322	A503_70.2 P100 BE100LB4	A503_70.2 P100 BX100LB4	323
22.2	1183	2.4	65.0	30000	A603_65.0 S3 ME3LB4	A603_65.0 S3 MX3LB4	330	A603_65.0 P100 BE100LB4	A603_65.0 P100 BX100LB4	331
22.4	1171	1.7	64.3	30000	A553_64.3 S3 ME3LB4	A553_64.3 S3 MX3LB4	326	A553_64.3 P100 BE100LB4	A553_64.3 P100 BX100LB4	327
22.5	1163	1.3	63.9	17100	A503_63.9 S3 ME3LB4	A503_63.9 S3 MX3LB4	322	A503_63.9 P100 BE100LB4	A503_63.9 P100 BX100LB4	323
25.3	1034	1.5	56.8	17000	A503_56.8 S3 ME3LB4	A503_56.8 S3 MX3LB4	322	A503_56.8 P100 BE100LB4	A503_56.8 P100 BX100LB4	323
25.9	1012	2.8	55.6	30000	A603_55.6 S3 ME3LB4	A603_55.6 S3 MX3LB4	330	A603_55.6 P100 BE100LB4	A603_55.6 P100 BX100LB4	331
27.9	941	1.6	51.7	16800	A503_51.7 S3 ME3LB4	A503_51.7 S3 MX3LB4	322	A503_51.7 P100 BE100LB4	A503_51.7 P100 BX100LB4	323
28.1	934	3.0	51.3	30000	A603_51.3 S3 ME3LB4	A603_51.3 S3 MX3LB4	330	A603_51.3 P100 BE100LB4	A603_51.3 P100 BX100LB4	331
28.3	927	2.2	51.0	30000	A553_51.0 S3 ME3LB4	A553_51.0 S3 MX3LB4	326	A553_51.0 P100 BE100LB4	A553_51.0 P100 BX100LB4	327
29.8	908	0.9	48.3	12700	A412_48.3 S3 ME3LB4	A412_48.3 S3 MX3LB4	318	A412_48.3 P100 BE100LB4	A412_48.3 P100 BX100LB4	319
32	822	3.4	45.2	30000	A603_45.2 S3 ME3LB4	A603_45.2 S3 MX3LB4	330	A603_45.2 P100 BE100LB4	A603_45.2 P100 BX100LB4	331
32	847	1.0	45.1	12600	A412_45.1 S3 ME3LB4	A412_45.1 S3 MX3LB4	318	A412_45.1 P100 BE100LB4	A412_45.1 P100 BX100LB4	319
32	819	1.8	45.0	16500	A503_45.0 S3 ME3LB4	A503_45.0 S3 MX3LB4	322	A503_45.0 P100 BE100LB4	A503_45.0 P100 BX100LB4	323
35	745	2.0	40.9	16300	A503_40.9 S3 ME3LB4	A503_40.9 S3 MX3LB4	322	A503_40.9 P100 BE100LB4	A503_40.9 P100 BX100LB4	323
36	734	2.7	40.3	30000	A553_40.3 S3 ME3LB4	A553_40.3 S3 MX3LB4	326	A553_40.3 P100 BE100LB4	A553_40.3 P100 BX100LB4	327
39	689	0.9	36.6	8550	A352_36.6 S3 ME3LB4	A352_36.6 S3 MX3LB4	314	A352_36.6 P100 BE100LB4	A352_36.6 P100 BX100LB4	315
40	675	1.2	35.9	12200	A412_35.9 S3 ME3LB4	A412_35.9 S3 MX3LB4	318	A412_35.9 P100 BE100LB4	A412_35.9 P100 BX100LB4	319
40	648	2.3	35.6	16000	A503_35.6 S3 ME3LB4	A503_35.6 S3 MX3LB4	322	A503_35.6 P100 BE100LB4	A503_35.6 P100 BX100LB4	323
43	623	1.0	33.2	8520	A352_33.2 S3 ME3LB4	A352_33.2 S3 MX3LB4	314	A352_33.2 P100 BE100LB4	A352_33.2 P100 BX100LB4	315
44	589	2.5	32.4	15700	A503_32.4 S3 ME3LB4	A503_32.4 S3 MX3LB4	322	A503_32.4 P100 BE100LB4	A503_32.4 P100 BX100LB4	323
51	535	1.1	28.4	8420	A352_28.4 S3 ME3LB4	A352_28.4 S3 MX3LB4	314	A352_28.4 P100 BE100LB4	A352_28.4 P100 BX100LB4	315
51	532	1.4	28.3	11700	A412_28.3 S3 ME3LB4	A412_28.3 S3 MX3LB4	318	A412_28.3 P100 BE100LB4	A412_28.3 P100 BX100LB4	319
54	481	3.1	26.4	15100	A503_26.4 S3 ME3LB4	A503_26.4 S3 MX3LB4	322	A503_26.4 P100 BE100LB4	A503_26.4 P100 BX100LB4	323
56	483	1.2	25.7	8330	A352_25.7 S3 ME3LB4	A352_25.7 S3 MX3LB4	314	A352_25.7 P100 BE100LB4	A352_25.7 P100 BX100LB4	315
60	438	3.4	24.0	14800	A503_24.0 S3 ME3LB4	A503_24.0 S3 MX3LB4	322	A503_24.0 P100 BE100LB4	A503_24.0 P100 BX100LB4	323
63	428	1.0	22.8	4610	A302_22.8 S3 ME3LB4	A302_22.8 S3 MX3LB4	310	A302_22.8 P100 BE100LB4	A302_22.8 P100 BX100LB4	311
64	426	1.6	22.7	11200	A412_22.7 S3 ME3LB4	A412_22.7 S3 MX3LB4	318	A412_22.7 P100 BE100LB4	A412_22.7 P100 BX100LB4	319
64	423	1.4	22.5	8190	A352_22.5 S3 ME3LB4	A352_22.5 S3 MX3LB4	314	A352_22.5 P100 BE100LB4	A352_22.5 P100 BX100LB4	315
69	393	3.1	20.9	15500	A502_20.9 S3 ME3LB4	A502_20.9 S3 MX3LB4	322	A502_20.9 P100 BE100LB4	A502_20.9 P100 BX100LB4	323
70	386	1.1	20.5	4620	A302_20.5 S3 ME3LB4	A302_20.5 S3 MX3LB4	310	A302_20.5 P100 BE100LB4	A302_20.5 P100 BX100LB4	311

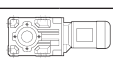
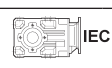


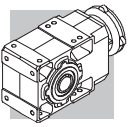
3 kW

n ₂ min ⁻¹	M ₂ Nm	S	i	R _{n2} N				IEC		
					IE2	IE3		IE2	IE3	
70	384	1.6	20.4	8080	A352_20.4 S3 ME3LB4	A352_20.4 S3 MX3LB4	314	A352_20.4 P100 BE100LB4	A352_20.4 P100 BX100LB4	315
80	338	1.2	18.0	4600	A302_18.0 S3 ME3LB4	A302_18.0 S3 MX3LB4	310	A302_18.0 P100 BE100LB4	A302_18.0 P100 BX100LB4	311
81	334	1.9	17.8	10600	A412_17.8 S3 ME3LB4	A412_17.8 S3 MX3LB4	318	A412_17.8 P100 BE100LB4	A412_17.8 P100 BX100LB4	319
85	319	1.9	17.0	7830	A352_17.0 S3 ME3LB4	A352_17.0 S3 MX3LB4	314	A352_17.0 P100 BE100LB4	A352_17.0 P100 BX100LB4	315
88	307	1.3	16.3	4580	A302_16.3 S3 ME3LB4	A302_16.3 S3 MX3LB4	310	A302_16.3 P100 BE100LB4	A302_16.3 P100 BX100LB4	311
89	303	2.0	16.1	10400	A412_16.1 S3 ME3LB4	A412_16.1 S3 MX3LB4	318	A412_16.1 P100 BE100LB4	A412_16.1 P100 BX100LB4	319
93	291	2.1	15.5	7700	A352_15.5 S3 ME3LB4	A352_15.5 S3 MX3LB4	314	A352_15.5 P100 BE100LB4	A352_15.5 P100 BX100LB4	315
102	265	0.9	14.1	2650	A202_14.1 S3 ME3LB4	A202_14.1 S3 MX3LB4	306	A202_14.1 P100 BE100LB4	A202_14.1 P100 BX100LB4	307
105	259	2.3	13.8	9990	A412_13.8 S3 ME3LB4	A412_13.8 S3 MX3LB4	318	A412_13.8 P100 BE100LB4	A412_13.8 P100 BX100LB4	319
106	255	1.5	13.6	4500	A302_13.6 S3 ME3LB4	A302_13.6 S3 MX3LB4	310	A302_13.6 P100 BE100LB4	A302_13.6 P100 BX100LB4	311
110	246	2.4	13.1	7450	A352_13.1 S3 ME3LB4	A352_13.1 S3 MX3LB4	314	A352_13.1 P100 BE100LB4	A352_13.1 P100 BX100LB4	315
120	225	0.9	12.0	2670	A202_12.0 S3 ME3LB4	A202_12.0 S3 MX3LB4	306	A202_12.0 P100 BE100LB4	A202_12.0 P100 BX100LB4	307
122	221	1.4	11.8	4400	A302_11.8 S3 ME3LB4	A302_11.8 S3 MX3LB4	310	A302_11.8 P100 BE100LB4	A302_11.8 P100 BX100LB4	311
122	221	1.8	11.8	7410	A352_11.8 S3 ME3LB4	A352_11.8 S3 MX3LB4	314	A352_11.8 P100 BE100LB4	A352_11.8 P100 BX100LB4	315
123	221	2.5	11.7	9580	A412_11.7 S3 ME3LB4	A412_11.7 S3 MX3LB4	318	A412_11.7 P100 BE100LB4	A412_11.7 P100 BX100LB4	319
125	216	1.5	23.1	2690	A202_23.1 S3 ME3LB2		306	A202_23.1 P100 BE100L2		307
135	200	2.0	10.6	7230	A352_10.6 S3 ME3LB4	A352_10.6 S3 MX3LB4	314	A352_10.6 P100 BE100LB4	A352_10.6 P100 BX100LB4	315
138	197	1.7	10.5	4350	A302_10.5 S3 ME3LB4	A302_10.5 S3 MX3LB4	310	A302_10.5 P100 BE100LB4	A302_10.5 P100 BX100LB4	311
139	194	1.2	10.3	2690	A202_10.3 S3 ME3LB4	A202_10.3 S3 MX3LB4	306	A202_10.3 P100 BE100LB4	A202_10.3 P100 BX100LB4	307
142	190	2.8	10.1	9230	A412_10.1 S3 ME3LB4	A412_10.1 S3 MX3LB4	318	A412_10.1 P100 BE100LB4	A412_10.1 P100 BX100LB4	319
154	176	1.2	9.4	2670	A202_9.4 S3 ME3LB4	A202_9.4 S3 MX3LB4	306	A202_9.4 P100 BE100LB4	A202_9.4 P100 BX100LB4	307
155	175	1.7	9.3	4240	A302_9.3 S3 ME3LB4	A302_9.3 S3 MX3LB4	310	A302_9.3 P100 BE100LB4	A302_9.3 P100 BX100LB4	311
155	175	2.3	9.3	7000	A352_9.3 S3 ME3LB4	A352_9.3 S3 MX3LB4	314	A352_9.3 P100 BE100LB4	A352_9.3 P100 BX100LB4	315
157	173	3.2	9.2	8980	A412_9.2 S3 ME3LB4	A412_9.2 S3 MX3LB4	318	A412_9.2 P100 BE100LB4	A412_9.2 P100 BX100LB4	319
170	159	1.9	8.5	4170	A302_8.5 S3 ME3LB4	A302_8.5 S3 MX3LB4	310	A302_8.5 P100 BE100LB4	A302_8.5 P100 BX100LB4	311
170	159	2.4	8.5	6840	A352_8.5 S3 ME3LB4	A352_8.5 S3 MX3LB4	314	A352_8.5 P100 BE100LB4	A352_8.5 P100 BX100LB4	315
172	157	1.3	8.4	2650	A202_8.4 S3 ME3LB4	A202_8.4 S3 MX3LB4	306	A202_8.4 P100 BE100LB4	A202_8.4 P100 BX100LB4	307
173	157	3.5	8.3	8740	A412_8.3 S3 ME3LB4	A412_8.3 S3 MX3LB4	318	A412_8.3 P100 BE100LB4	A412_8.3 P100 BX100LB4	319
198	137	1.5	7.3	2620	A202_7.3 S3 ME3LB4	A202_7.3 S3 MX3LB4	306	A202_7.3 P100 BE100LB4	A202_7.3 P100 BX100LB4	307
200	136	1.0	7.2	2220	A102_7.2 S3 ME3LB4	A102_7.2 S3 MX3LB4	302	A102_7.2 P100 BE100LB4	A102_7.2 P100 BX100LB4	303
205	132	2.3	7.0	4030	A302_7.0 S3 ME3LB4	A302_7.0 S3 MX3LB4	310	A302_7.0 P100 BE100LB4	A302_7.0 P100 BX100LB4	311
205	132	2.8	7.0	6520	A352_7.0 S3 ME3LB4	A352_7.0 S3 MX3LB4	314	A352_7.0 P100 BE100LB4	A352_7.0 P100 BX100LB4	315
220	123	1.7	6.5	2590	A202_6.5 S3 ME3LB4	A202_6.5 S3 MX3LB4	306	A202_6.5 P100 BE100LB4	A202_6.5 P100 BX100LB4	307
225	121	2.5	6.4	3950	A302_6.4 S3 ME3LB4	A302_6.4 S3 MX3LB4	310	A302_6.4 P100 BE100LB4	A302_6.4 P100 BX100LB4	311
225	121	2.9	6.4	6360	A352_6.4 S3 ME3LB4	A352_6.4 S3 MX3LB4	314	A352_6.4 P100 BE100LB4	A352_6.4 P100 BX100LB4	315
227	119	1.2	6.3	2640	A102_6.3 S3 ME3LB4	A102_6.3 S3 MX3LB4	302	A102_6.3 P100 BE100LB4	A102_6.3 P100 BX100LB4	303
245	110	2.7	11.8	3870	A302_11.8 S3 ME3LB2		310	A302_11.8 P100 BE100L2		311
263	103	1.4	5.5	2200	A102_5.5 S3 ME3LB4	A102_5.5 S3 MX3LB4	302	A102_5.5 P100 BE100LB4	A102_5.5 P100 BX100LB4	303
266	102	2.9	5.4	3810	A302_5.4 S3 ME3LB4	A302_5.4 S3 MX3LB4	310	A302_5.4 P100 BE100LB4	A302_5.4 P100 BX100LB4	311
266	102	3.3	5.4	6070	A352_5.4 S3 ME3LB4	A352_5.4 S3 MX3LB4	314	A352_5.4 P100 BE100LB4	A352_5.4 P100 BX100LB4	315
269	101	2.1	5.4	2520	A202_5.4 S3 ME3LB4	A202_5.4 S3 MX3LB4	306	A202_5.4 P100 BE100LB4	A202_5.4 P100 BX100LB4	307
279	97	1.9	10.3	2500	A202_10.3 S3 ME3LB2		306	A202_10.3 P100 BE100L2		307
309	87	3.4	9.3	3670	A302_9.3 S3 ME3LB2		310	A302_9.3 P100 BE100L2		311
344	78	2.7	8.4	2410	A202_8.4 S3 ME3LB2		306	A202_8.4 P100 BE100L2		307
399	67	2.1	7.2	2090	A102_7.2 S3 ME3LB2		302	A102_7.2 P100 BE100L2		303
455	59	2.3	6.3	2430	A102_6.3 S3 ME3LB2		302	A102_6.3 P100 BE100L2		303
527	51	2.6	5.5	1990	A102_5.5 S3 ME3LB2		302	A102_5.5 P100 BE100L2		303



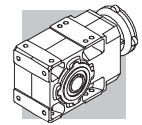
4 kW

n ₂ min-1	M ₂ Nm	S	i	R _{n2} N						
					IE2	IE3		IE2	IE3	
2.4	14456	1.0	601.6	75000	A904_601.6 S4 ME4SA4	A904_601.6 S4 MX4SA4	340	A904_601.6 P112 BE112M4	A904_601.6 P112 BX112M4	341
2.6	13344	1.0	555.3	75000	A904_555.3 S4 ME4SA4	A904_555.3 S4 MX4SA4	340	A904_555.3 P112 BE112M4	A904_555.3 P112 BX112M4	341
3.0	11693	1.2	486.6	75000	A904_486.6 S4 ME4SA4	A904_486.6 S4 MX4SA4	340	A904_486.6 P112 BE112M4	A904_486.6 P112 BX112M4	341
3.2	10793	1.3	449.2	75000	A904_449.2 S4 ME4SA4	A904_449.2 S4 MX4SA4	340	A904_449.2 P112 BE112M4	A904_449.2 P112 BX112M4	341
3.7	9262	1.5	385.4	75000	A904_385.4 S4 ME4SA4	A904_385.4 S4 MX4SA4	340	A904_385.4 P112 BE112M4	A904_385.4 P112 BX112M4	341
3.8	9215	0.9	383.5	65000	A804_383.5 S4 ME4SA4	A804_383.5 S4 MX4SA4	337	A804_383.5 P112 BE112M4	A804_383.5 P112 BX112M4	338
4.0	8550	1.6	355.8	75000	A904_355.8 S4 ME4SA4	A904_355.8 S4 MX4SA4	340	A904_355.8 P112 BE112M4	A904_355.8 P112 BX112M4	341
4.1	8506	0.9	354.0	65000	A804_354.0 S4 ME4SA4	A804_354.0 S4 MX4SA4	337	A804_354.0 P112 BE112M4	A804_354.0 P112 BX112M4	338
4.7	7326	1.9	304.9	75000	A904_304.9 S4 ME4SA4	A904_304.9 S4 MX4SA4	340	A904_304.9 P112 BE112M4	A904_304.9 P112 BX112M4	341
4.8	7218	1.1	300.4	65000	A804_300.4 S4 ME4SA4	A804_300.4 S4 MX4SA4	337	A804_300.4 P112 BE112M4	A804_300.4 P112 BX112M4	338
5.1	6763	2.1	281.4	75000	A904_281.4 S4 ME4SA4	A904_281.4 S4 MX4SA4	340	A904_281.4 P112 BE112M4	A904_281.4 P112 BX112M4	341
5.2	6663	1.2	277.3	65000	A804_277.3 S4 ME4SA4	A804_277.3 S4 MX4SA4	337	A804_277.3 P112 BE112M4	A804_277.3 P112 BX112M4	338
6.0	5734	0.9	238.6	50000	A704_238.6 S4 ME4SA4	A704_238.6 S4 MX4SA4	334	A704_238.6 P112 BE112M4	A704_238.6 P112 BX112M4	335
6.2	5590	1.4	232.6	65000	A804_232.6 S4 ME4SA4	A804_232.6 S4 MX4SA4	337	A804_232.6 P112 BE112M4	A804_232.6 P112 BX112M4	338
6.4	5441	2.6	226.4	75000	A904_226.4 S4 ME4SA4	A904_226.4 S4 MX4SA4	340	A904_226.4 P112 BE112M4	A904_226.4 P112 BX112M4	341
6.5	5293	0.9	220.3	50000	A704_220.3 S4 ME4SA4	A704_220.3 S4 MX4SA4	334	A704_220.3 P112 BE112M4	A704_220.3 P112 BX112M4	335
6.7	5160	1.6	214.7	65000	A804_214.7 S4 ME4SA4	A804_214.7 S4 MX4SA4	337	A804_214.7 P112 BE112M4	A804_214.7 P112 BX112M4	338
6.9	5023	2.8	209.0	75000	A904_209.0 S4 ME4SA4	A904_209.0 S4 MX4SA4	340	A904_209.0 P112 BE112M4	A904_209.0 P112 BX112M4	341
7.8	4419	1.1	183.9	50000	A704_183.9 S4 ME4SA4	A704_183.9 S4 MX4SA4	334	A704_183.9 P112 BE112M4	A704_183.9 P112 BX112M4	335
8.0	4325	3.2	180.0	75000	A904_180.0 S4 ME4SA4	A904_180.0 S4 MX4SA4	340	A904_180.0 P112 BE112M4	A904_180.0 P112 BX112M4	341
8.4	4116	1.9	171.3	65000	A804_171.3 S4 ME4SA4	A804_171.3 S4 MX4SA4	337	A804_171.3 P112 BE112M4	A804_171.3 P112 BX112M4	338
8.5	4079	1.2	169.8	50000	A704_169.8 S4 ME4SA4	A704_169.8 S4 MX4SA4	334	A704_169.8 P112 BE112M4	A704_169.8 P112 BX112M4	335
8.7	3992	3.5	166.1	75000	A904_166.1 S4 ME4SA4	A904_166.1 S4 MX4SA4	340	A904_166.1 P112 BE112M4	A904_166.1 P112 BX112M4	341
9.2	3853	2.1	156.8	65000	A803_156.8 S4 ME4SA4	A803_156.8 S4 MX4SA4	337	A803_156.8 P112 BE112M4	A803_156.8 P112 BX112M4	338
9.4	3776	1.1	153.7	50000	A703_153.7 S4 ME4SA4	A703_153.7 S4 MX4SA4	334	A703_153.7 P112 BE112M4	A703_153.7 P112 BX112M4	335
9.9	3556	2.2	144.7	65000	A803_144.7 S4 ME4SA4	A803_144.7 S4 MX4SA4	337	A803_144.7 P112 BE112M4	A803_144.7 P112 BX112M4	338
10.2	3486	1.4	141.9	50000	A703_141.9 S4 ME4SA4	A703_141.9 S4 MX4SA4	334	A703_141.9 P112 BE112M4	A703_141.9 P112 BX112M4	335
11.0	3210	1.6	130.7	50000	A703_130.7 S4 ME4SA4	A703_130.7 S4 MX4SA4	334	A703_130.7 P112 BE112M4	A703_130.7 P112 BX112M4	335
11.5	3086	2.6	125.6	65000	A803_125.6 S4 ME4SA4	A803_125.6 S4 MX4SA4	337	A803_125.6 P112 BE112M4	A803_125.6 P112 BX112M4	338
11.7	3023	0.9	123.0	30000	A603_123.0 S4 ME4SA4	A603_123.0 S4 MX4SA4	330	A603_123.0 P112 BE112M4	A603_123.0 P112 BX112M4	331
11.9	2964	1.7	120.6	50000	A703_120.6 S4 ME4SA4	A703_120.6 S4 MX4SA4	334	A703_120.6 P112 BE112M4	A703_120.6 P112 BX112M4	335
12.4	2849	2.8	116.0	65000	A803_116.0 S4 ME4SA4	A803_116.0 S4 MX4SA4	337	A803_116.0 P112 BE112M4	A803_116.0 P112 BX112M4	338
13.4	2649	1.1	107.8	30000	A603_107.8 S4 ME4SA4	A603_107.8 S4 MX4SA4	330	A603_107.8 P112 BE112M4	A603_107.8 P112 BX112M4	331
13.8	2561	2.0	104.2	50000	A703_104.2 S4 ME4SA4	A703_104.2 S4 MX4SA4	334	A703_104.2 P112 BE112M4	A703_104.2 P112 BX112M4	335
13.8	2556	3.1	104.0	65000	A803_104.0 S4 ME4SA4	A803_104.0 S4 MX4SA4	337	A803_104.0 P112 BE112M4	A803_104.0 P112 BX112M4	338
14.5	2445	1.1	99.5	30000	A603_99.5 S4 ME4SA4	A603_99.5 S4 MX4SA4	330	A603_99.5 P112 BE112M4	A603_99.5 P112 BX112M4	331
15.0	2364	2.1	96.2	50000	A703_96.2 S4 ME4SA4	A703_96.2 S4 MX4SA4	334	A703_96.2 P112 BE112M4	A703_96.2 P112 BX112M4	335
15.0	2359	3.4	96.0	65000	A803_96.0 S4 ME4SA4	A803_96.0 S4 MX4SA4	337	A803_96.0 P112 BE112M4	A803_96.0 P112 BX112M4	338
16.7	2122	1.3	86.4	30000	A603_86.4 S4 ME4SA4	A603_86.4 S4 MX4SA4	330	A603_86.4 P112 BE112M4	A603_86.4 P112 BX112M4	331
16.8	2112	2.4	85.9	50000	A703_85.9 S4 ME4SA4	A703_85.9 S4 MX4SA4	334	A703_85.9 P112 BE112M4	A703_85.9 P112 BX112M4	335
18.1	1959	1.4	79.7	30000	A603_79.7 S4 ME4SA4	A603_79.7 S4 MX4SA4	330	A603_79.7 P112 BE112M4	A603_79.7 P112 BX112M4	331
18.1	1954	1.0	79.5	30000	A553_79.5 S4 ME4SA4	A553_79.5 S4 MX4SA4	326	A553_79.5 P112 BE112M4	A553_79.5 P112 BX112M4	327
18.2	1949	2.6	79.3	50000	A703_79.3 S4 ME4SA4	A703_79.3 S4 MX4SA4	334	A703_79.3 P112 BE112M4	A703_79.3 P112 BX112M4	335
19.9	1782	2.8	72.5	50000	A703_72.5 S4 ME4SA4	A703_72.5 S4 MX4SA4	334	A703_72.5 P112 BE112M4	A703_72.5 P112 BX112M4	335
20.5	1730	1.6	70.4	30000	A603_70.4 S4 ME4SA4	A603_70.4 S4 MX4SA4	330	A603_70.4 P112 BE112M4	A603_70.4 P112 BX112M4	331
21.5	1645	3.0	66.9	50000	A703_66.9 S4 ME4SA4	A703_66.9 S4 MX4SA4	334	A703_66.9 P112 BE112M4	A703_66.9 P112 BX112M4	335
22.2	1597	1.8	65.0	30000	A603_65.0 S4 ME4SA4	A603_65.0 S4 MX4SA4	330	A603_65.0 P112 BE112M4	A603_65.0 P112 BX112M4	331
22.4	1580	1.3	64.3	30000	A553_64.3 S4 ME4SA4	A553_64.3 S4 MX4SA4	326	A553_64.3 P112 BE112M4	A553_64.3 P112 BX112M4	327
22.5	1570	1.0	63.9	14700	A503_63.9 S4 ME4SA4	A503_63.9 S4 MX4SA4	322	A503_63.9 P112 BE112M4	A503_63.9 P112 BX112M4	323
25.3	1396	1.1	56.8	14800	A503_56.8 S4 ME4SA4	A503_56.8 S4 MX4SA4	322	A503_56.8 P112 BE112M4	A503_56.8 P112 BX112M4	323
25.9	1366	2.0	55.6	30000	A603_55.6 S4 ME4SA4	A603_55.6 S4 MX4SA4	330	A603_55.6 P112 BE112M4	A603_55.6 P112 BX112M4	331
27.9	1270	1.2	51.7	14900	A503_51.7 S4 ME4SA4	A503_51.7 S4 MX4SA4	322	A503_51.7 P112 BE112M4	A503_51.7 P112 BX112M4	323
28.1	1261	2.2	51.3	30000	A603_51.3 S4 ME4SA4	A603_51.3 S4 MX4SA4	330	A603_51.3 P112 BE112M4	A603_51.3 P112 BX112M4	331
28.3	1252	1.6	51.0	30000	A553_51.0 S4 ME4SA4	A553_51.0 S4 MX4SA4	326	A553_51.0 P112 BE112M4	A553_51.0 P112 BX112M4	327
32	1110	2.5	45.2	30000	A603_45.2 S4 ME4SA4	A603_45.2 S4 MX4SA4	330	A603_45.2 P112 BE112M4	A603_45.2 P112 BX112M4	331
32	1106	1.4	45.0	14900	A503_45.0 S4 ME4SA4	A503_45.0 S4 MX4SA4	322	A503_45.0 P112 BE112M4	A503_45.0 P112 BX112M4	323
35	1025	2.7	41.7	30000	A603_41.7 S4 ME4SA4	A603_41.7 S4 MX4SA4	330	A603_41.7 P112 BE112M4	A603_41.7 P112 BX112M4	331

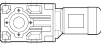






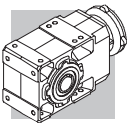
4 kW

n ₂ min ⁻¹	M ₂ Nm	S	i	R _{n2} N						
					IE2	IE3		IE2	IE3	
35	1006	1.5	40.9	14800	A503_40.9 S4 ME4SA4	A503_40.9 S4 MX4SA4	322	A503_40.9 P112 BE112M4	A503_40.9 P112 BX112M4	323
36	990	2.0	40.3	30000	A553_40.3 S4 ME4SA4	A553_40.3 S4 MX4SA4	326	A553_40.3 P112 BE112M4	A553_40.3 P112 BX112M4	327
40	875	1.7	35.6	14700	A503_35.6 S4 ME4SA4	A503_35.6 S4 MX4SA4	322	A503_35.6 P112 BE112M4	A503_35.6 P112 BX112M4	323
42	843	3.3	34.3	30000	A603_34.3 S4 ME4SA4	A603_34.3 S4 MX4SA4	330	A603_34.3 P112 BE112M4	A603_34.3 P112 BX112M4	331
44	796	1.9	32.4	14500	A503_32.4 S4 ME4SA4	A503_32.4 S4 MX4SA4	322	A503_32.4 P112 BE112M4	A503_32.4 P112 BX112M4	323
48	735	2.7	29.9	30000	A553_29.9 S4 ME4SA4	A553_29.9 S4 MX4SA4	326	A553_29.9 P112 BE112M4	A553_29.9 P112 BX112M4	327
51	719	1.0	28.3	10900	A412_28.3 S4 ME4SA4	A412_28.3 S4 MX4SA4	318	A412_28.3 P112 BE112M4	A412_28.3 P112 BX112M4	319
54	650	2.3	26.4	14100	A503_26.4 S4 ME4SA4	A503_26.4 S4 MX4SA4	322	A503_26.4 P112 BE112M4	A503_26.4 P112 BX112M4	323
56	652	0.9	25.7	7420				A352_25.7 P112 BE112M4	A352_25.7 P112 BX112M4	315
60	591	2.5	24.0	13900	A503_24.0 S4 ME4SA4	A503_24.0 S4 MX4SA4	322	A503_24.0 P112 BE112M4	A503_24.0 P112 BX112M4	323
61	585	3.3	23.8	30000	A553_23.8 S4 ME4SA4	A553_23.8 S4 MX4SA4	326	A553_23.8 P112 BE112M4	A553_23.8 P112 BX112M4	327
64	576	1.2	22.7	10500	A412_22.7 S4 ME4SA4	A412_22.7 S4 MX4SA4	318	A412_22.7 P112 BE112M4	A412_22.7 P112 BX112M4	319
64	571	1.1	22.5	7400				A352_22.5 P112 BE112M4	A352_22.5 P112 BX112M4	315
69	531	2.3	20.9	15100	A502_20.9 S4 ME4SA4	A502_20.9 S4 MX4SA4	322	A502_20.9 P112 BE112M4	A502_20.9 P112 BX112M4	323
70	518	1.2	20.4	7360				A352_20.4 P112 BE112M4	A352_20.4 P112 BX112M4	315
80	456	0.9	18.0	3930				A302_18.0 P112 BE112M4	A302_18.0 P112 BX112M4	311
81	451	1.4	17.8	10100	A412_17.8 S4 ME4SA4	A412_17.8 S4 MX4SA4	318	A412_17.8 P112 BE112M4	A412_17.8 P112 BX112M4	319
85	430	1.4	17.0	7240				A352_17.0 P112 BE112M4	A352_17.0 P112 BX112M4	315
87	421	2.9	16.6	14200	A502_16.6 S4 ME4SA4	A502_16.6 S4 MX4SA4	322	A502_16.6 P112 BE112M4	A502_16.6 P112 BX112M4	323
88	415	0.9	16.3	3970				A302_16.3 P112 BE112M4	A302_16.3 P112 BX112M4	311
89	408	1.5	16.1	9940	A412_16.1 S4 ME4SA4	A412_16.1 S4 MX4SA4	318	A412_16.1 P112 BE112M4	A412_16.1 P112 BX112M4	319
93	393	1.5	15.5	7160				A352_15.5 P112 BE112M4	A352_15.5 P112 BX112M4	315
105	349	1.7	13.8	9610	A412_13.8 S4 ME4SA4	A412_13.8 S4 MX4SA4	318	A412_13.8 P112 BE112M4	A412_13.8 P112 BX112M4	319
106	344	1.1	13.6	4000				A302_13.6 P112 BE112M4	A302_13.6 P112 BX112M4	311
110	333	3.3	13.1	13300	A502_13.1 S4 ME4SA4	A502_13.1 S4 MX4SA4	322	A502_13.1 P112 BE112M4	A502_13.1 P112 BX112M4	323
110	332	1.8	13.1	7000				A352_13.1 P112 BE112M4	A352_13.1 P112 BX112M4	315
122	299	1.0	11.8	3960				A302_11.8 P112 BE112M4	A302_11.8 P112 BX112M4	311
122	299	1.3	11.8	7050	A352_11.8 S4 ME4SA4	A352_11.8 S4 MX4SA4	314	A352_11.8 P112 BE112M4	A352_11.8 P112 BX112M4	315
123	298	1.8	11.7	9260	A412_11.7 S4 ME4SA4	A412_11.7 S4 MX4SA4	318	A412_11.7 P112 BE112M4	A412_11.7 P112 BX112M4	319
127	282	1.2	22.8	3980				A302_22.8 P112 BE112M2		311
135	270	1.5	10.6	6910	A352_10.6 S4 ME4SA4	A352_10.6 S4 MX4SA4	314	A352_10.6 P112 BE112M4	A352_10.6 P112 BX112M4	315
138	265	1.3	10.5	3970				A302_10.5 P112 BE112M4	A302_10.5 P112 BX112M4	311
142	257	2.1	10.1	8960	A412_10.1 S4 ME4SA4	A412_10.1 S4 MX4SA4	318	A412_10.1 P112 BE112M4	A412_10.1 P112 BX112M4	319
155	236	1.3	9.3	3900				A302_9.3 P112 BE112M4	A302_9.3 P112 BX112M4	311
155	236	1.7	9.3	6730	A352_9.3 S4 ME4SA4	A352_9.3 S4 MX4SA4	314	A352_9.3 P112 BE112M4	A352_9.3 P112 BX112M4	315
157	233	2.4	9.2	8740	A412_9.2 S4 ME4SA4	A412_9.2 S4 MX4SA4	318	A412_9.2 P112 BE112M4	A412_9.2 P112 BX112M4	319
170	215	1.4	8.5	3860				A302_8.5 P112 BE112M4	A302_8.5 P112 BX112M4	311
170	215	1.8	8.5	6590	A352_8.5 S4 ME4SA4	A352_8.5 S4 MX4SA4	314	A352_8.5 P112 BE112M4	A352_8.5 P112 BX112M4	315
172	212	1.0	8.4	2300				A202_8.4 P112 BE112M4	A202_8.4 P112 BX112M4	307
173	211	2.6	8.3	8520	A412_8.3 S4 ME4SA4	A412_8.3 S4 MX4SA4	318	A412_8.3 P112 BE112M4	A412_8.3 P112 BX112M4	319
198	185	1.1	7.3	2310				A202_7.3 P112 BE112M4	A202_7.3 P112 BX112M4	307
202	181	3.0	7.1	8180	A412_7.1 S4 ME4SA4	A412_7.1 S4 MX4SA4	318	A412_7.1 P112 BE112M4	A412_7.1 P112 BX112M4	319
205	178	1.7	7.0	3770				A302_7.0 P112 BE112M4	A302_7.0 P112 BX112M4	311
205	178	2.1	7.0	6310	A352_7.0 S4 ME4SA4	A352_7.0 S4 MX4SA4	314	A352_7.0 P112 BE112M4	A352_7.0 P112 BX112M4	315
220	166	1.3	6.5	2310				A202_6.5 P112 BE112M4	A202_6.5 P112 BX112M4	307
225	163	1.8	6.4	3720				A302_6.4 P112 BE112M4	A302_6.4 P112 BX112M4	311
225	163	2.2	6.4	6180	A352_6.4 S4 ME4SA4	A352_6.4 S4 MX4SA4	314	A352_6.4 P112 BE112M4	A352_6.4 P112 BX112M4	315
263	139	1.0	5.5	1910	A102_5.5 S4 ME4SA4	A102_5.5 S4 MX4SA4	302	A102_5.5 P112 BE112M4	A102_5.5 P112 BX112M4	303
266	137	2.2	5.4	3610				A302_5.4 P112 BE112M4	A302_5.4 P112 BX112M4	311
266	137	2.5	5.4	5920	A352_5.4 S4 ME4SA4	A352_5.4 S4 MX4SA4	314	A352_5.4 P112 BE112M4	A352_5.4 P112 BX112M4	315
269	136	1.5	5.4	2300				A202_5.4 P112 BE112M4	A202_5.4 P112 BX112M4	307
273	132	3.0	10.6	5850	A352_10.6 S4 ME4SA2		314	A352_10.6 P112 BE112M2		315
311	115	3.5	9.3	5650	A352_9.3 S4 ME4SA2		314	A352_9.3 P112 BE112M2		315
346	104	2.1	8.4	2230				A202_8.4 P112 BE112M2		307
413	87	3.4	7.0	3280				A302_7.0 P112 BE112M2		311
458	78	1.8	6.3	2240				A102_6.3 P112 BE112M2		303
542	66	2.9	5.4	2080				A202_5.4 P112 BE112M2		307



5.5 kW

n ₂ min-1	M ₂ Nm	S	i	R _{n2} N				 IEC 		
					IE2	IE3		IE2	IE3	
3.0	15590	0.9	486.6	75000	A904_486.6 S4 ME4SB4	A904_486.6 S4 MX4SB4	340	A904_486.6 P132 BE132S4	A904_486.6 P132 BX132SB4	341
3.3	14391	1.0	449.2	75000	A904_449.2 S4 ME4SB4	A904_449.2 S4 MX4SB4	340	A904_449.2 P132 BE132S4	A904_449.2 P132 BX132SB4	341
3.8	12350	1.1	385.4	75000	A904_385.4 S4 ME4SB4	A904_385.4 S4 MX4SB4	340	A904_385.4 P132 BE132S4	A904_385.4 P132 BX132SB4	341
4.1	11400	1.2	355.8	75000	A904_355.8 S4 ME4SB4	A904_355.8 S4 MX4SB4	340	A904_355.8 P132 BE132S4	A904_355.8 P132 BX132SB4	341
4.8	9769	1.4	304.9	75000	A904_304.9 S4 ME4SB4	A904_304.9 S4 MX4SB4	340	A904_304.9 P132 BE132S4	A904_304.9 P132 BX132SB4	341
5.2	9017	1.6	281.4	75000	A904_281.4 S4 ME4SB4	A904_281.4 S4 MX4SB4	340	A904_281.4 P132 BE132S4	A904_281.4 P132 BX132SB4	341
5.3	8884	0.9	277.3	65000	A804_277.3 S4 ME4SB4	A804_277.3 S4 MX4SB4	337	A804_277.3 P132 BE132S4	A804_277.3 P132 BX132SB4	338
6.3	7453	1.1	232.6	65000	A804_232.6 S4 ME4SB4	A804_232.6 S4 MX4SB4	337	A804_232.6 P132 BE132S4	A804_232.6 P132 BX132SB4	338
6.4	7255	1.9	226.4	75000	A904_226.4 S4 ME4SB4	A904_226.4 S4 MX4SB4	340	A904_226.4 P132 BE132S4	A904_226.4 P132 BX132SB4	341
6.8	6880	1.2	214.7	65000	A804_214.7 S4 ME4SB4	A804_214.7 S4 MX4SB4	337	A804_214.7 P132 BE132S4	A804_214.7 P132 BX132SB4	338
7.0	6697	2.1	209.0	75000	A904_209.0 S4 ME4SB4	A904_209.0 S4 MX4SB4	340	A904_209.0 P132 BE132S4	A904_209.0 P132 BX132SB4	341
8.1	5766	2.4	180.0	75000	A904_180.0 S4 ME4SB4	A904_180.0 S4 MX4SB4	340	A904_180.0 P132 BE132S4	A904_180.0 P132 BX132SB4	341
8.5	5488	1.5	171.3	65000	A804_171.3 S4 ME4SB4	A804_171.3 S4 MX4SB4	337	A804_171.3 P132 BE132S4	A804_171.3 P132 BX132SB4	338
8.6	5439	0.9	169.8	50000	A704_169.8 S4 ME4SB4	A704_169.8 S4 MX4SB4	334	A704_169.8 P132 BE132S4	A704_169.8 P132 BX132SB4	335
8.8	5323	2.6	166.1	75000	A904_166.1 S4 ME4SB4	A904_166.1 S4 MX4SB4	340	A904_166.1 P132 BE132S4	A904_166.1 P132 BX132SB4	341
9.3	5137	1.6	156.8	65000	A803_156.8 S4 ME4SB4	A803_156.8 S4 MX4SB4	337	A803_156.8 P132 BE132S4	A803_156.8 P132 BX132SB4	338
9.7	4947	2.8	151.0	75000	A903_151.0 S4 ME4SB4	A903_151.0 S4 MX4SB4	340	A903_151.0 P132 BE132S4	A903_151.0 P132 BX132SB4	341
10.1	4742	1.7	144.7	65000	A803_144.7 S4 ME4SB4	A803_144.7 S4 MX4SB4	337	A803_144.7 P132 BE132S4	A803_144.7 P132 BX132SB4	338
10.3	4647	1.1	141.9	50000	A703_141.9 S4 ME4SB4	A703_141.9 S4 MX4SB4	334	A703_141.9 P132 BE132S4	A703_141.9 P132 BX132SB4	335
10.5	4567	2.8	139.4	75000	A903_139.4 S4 ME4SB4	A903_139.4 S4 MX4SB4	340	A903_139.4 P132 BE132S4	A903_139.4 P132 BX132SB4	341
11.2	4281	1.2	130.7	50000	A703_130.7 S4 ME4SB4	A703_130.7 S4 MX4SB4	334	A703_130.7 P132 BE132S4	A703_130.7 P132 BX132SB4	335
11.5	4149	3.2	126.6	75000	A903_126.6 S4 ME4SB4	A903_126.6 S4 MX4SB4	340	A903_126.6 P132 BE132S4	A903_126.6 P132 BX132SB4	341
11.6	4115	1.9	125.6	65000	A803_125.6 S4 ME4SB4	A803_125.6 S4 MX4SB4	337	A803_125.6 P132 BE132S4	A803_125.6 P132 BX132SB4	338
12.1	3951	1.3	120.6	50000	A703_120.6 S4 ME4SB4	A703_120.6 S4 MX4SB4	334	A703_120.6 P132 BE132S4	A703_120.6 P132 BX132SB4	335
12.6	3799	2.1	116.0	65000	A803_116.0 S4 ME4SB4	A803_116.0 S4 MX4SB4	337	A803_116.0 P132 BE132S4	A803_116.0 P132 BX132SB4	338
14.0	3415	1.5	104.2	50000	A703_104.2 S4 ME4SB4	A703_104.2 S4 MX4SB4	334	A703_104.2 P132 BE132S4	A703_104.2 P132 BX132SB4	335
14.0	3408	2.3	104.0	65000	A803_104.0 S4 ME4SB4	A803_104.0 S4 MX4SB4	337	A803_104.0 P132 BE132S4	A803_104.0 P132 BX132SB4	338
15.2	3152	1.6	96.2	50000	A703_96.2 S4 ME4SB4	A703_96.2 S4 MX4SB4	334	A703_96.2 P132 BE132S4	A703_96.2 P132 BX132SB4	335
15.2	3146	2.5	96.0	65000	A803_96.0 S4 ME4SB4	A803_96.0 S4 MX4SB4	337	A803_96.0 P132 BE132S4	A803_96.0 P132 BX132SB4	338
16.4	2922	2.7	89.2	65000	A803_89.2 S4 ME4SB4	A803_89.2 S4 MX4SB4	337	A803_89.2 P132 BE132S4	A803_89.2 P132 BX132SB4	338
16.9	2829	1.0	86.4	30000	A603_86.4 S4 ME4SB4	A603_86.4 S4 MX4SB4	330	A603_86.4 P132 BE132S4	A603_86.4 P132 BX132SB4	331
17.0	2815	1.8	85.9	50000	A703_85.9 S4 ME4SB4	A703_85.9 S4 MX4SB4	334	A703_85.9 P132 BE132S4	A703_85.9 P132 BX132SB4	335
17.7	2697	3.0	82.3	65000	A803_82.3 S4 ME4SB4	A803_82.3 S4 MX4SB4	337	A803_82.3 P132 BE132S4	A803_82.3 P132 BX132SB4	338
18.3	2612	1.1	79.7	30000	A603_79.7 S4 ME4SB4	A603_79.7 S4 MX4SB4	330	A603_79.7 P132 BE132S4	A603_79.7 P132 BX132SB4	331
18.4	2599	1.9	79.3	50000	A703_79.3 S4 ME4SB4	A703_79.3 S4 MX4SB4	334	A703_79.3 P132 BE132S4	A703_79.3 P132 BX132SB4	335
20.1	2376	2.1	72.5	50000	A703_72.5 S4 ME4SB4	A703_72.5 S4 MX4SB4	334	A703_72.5 P132 BE132S4	A703_72.5 P132 BX132SB4	335
20.2	2371	3.4	72.4	65000	A803_72.4 S4 ME4SB4	A803_72.4 S4 MX4SB4	337	A803_72.4 P132 BE132S4	A803_72.4 P132 BX132SB4	338
20.7	2306	1.2	70.4	30000	A603_70.4 S4 ME4SB4	A603_70.4 S4 MX4SB4	330	A603_70.4 P132 BE132S4	A603_70.4 P132 BX132SB4	331
21.8	2193	2.3	66.9	50000	A703_66.9 S4 ME4SB4	A703_66.9 S4 MX4SB4	334	A703_66.9 P132 BE132S4	A703_66.9 P132 BX132SB4	335
22.5	2129	1.3	65.0	30000	A603_65.0 S4 ME4SB4	A603_65.0 S4 MX4SB4	330	A603_65.0 P132 BE132S4	A603_65.0 P132 BX132SB4	331
22.7	2107	0.9	64.3	30000	A553_64.3 S4 ME4SB4	A553_64.3 S4 MX4SB4	326	A553_64.3 P132 BE132S4	A553_64.3 P132 BX132SB4	327
25.3	1889	2.6	57.7	50000	A703_57.7 S4 ME4SB4	A703_57.7 S4 MX4SB4	334	A703_57.7 P132 BE132S4	A703_57.7 P132 BX132SB4	335
26.3	1822	1.5	55.6	30000	A603_55.6 S4 ME4SB4	A603_55.6 S4 MX4SB4	330	A603_55.6 P132 BE132S4	A603_55.6 P132 BX132SB4	331
27.4	1744	2.9	53.2	50000	A703_53.2 S4 ME4SB4	A703_53.2 S4 MX4SB4	334	A703_53.2 P132 BE132S4	A703_53.2 P132 BX132SB4	335
28.4	1681	1.7	51.3	30000	A603_51.3 S4 ME4SB4	A603_51.3 S4 MX4SB4	330	A603_51.3 P132 BE132S4	A603_51.3 P132 BX132SB4	331
28.7	1669	1.2	51.0	30000	A553_51.0 S4 ME4SB4	A553_51.0 S4 MX4SB4	326	A553_51.0 P132 BE132S4	A553_51.0 P132 BX132SB4	327
29.8	1605	3.1	49.0	50000	A703_49.0 S4 ME4SB4	A703_49.0 S4 MX4SB4	334	A703_49.0 P132 BE132S4	A703_49.0 P132 BX132SB4	335
32	1482	3.2	45.2	50000	A703_45.2 S4 ME4SB4	A703_45.2 S4 MX4SB4	334	A703_45.2 P132 BE132S4	A703_45.2 P132 BX132SB4	335
32	1480	1.9	45.2	30000	A603_45.2 S4 ME4SB4	A603_45.2 S4 MX4SB4	330	A603_45.2 P132 BE132S4	A603_45.2 P132 BX132SB4	331
32	1474	1.0	45.0	12400	A503_45.0 S4 ME4SB4	A503_45.0 S4 MX4SB4	322	A503_45.0 P132 BE132S4	A503_45.0 P132 BX132SB4	323
35	1367	2.0	41.7	30000	A603_41.7 S4 ME4SB4	A603_41.7 S4 MX4SB4	330	A603_41.7 P132 BE132S4	A603_41.7 P132 BX132SB4	331
36	1341	1.1	40.9	12600	A503_40.9 S4 ME4SB4	A503_40.9 S4 MX4SB4	322	A503_40.9 P132 BE132S4	A503_40.9 P132 BX132SB4	323
36	1320	1.5	40.3	30000	A553_40.3 S4 ME4SB4	A553_40.3 S4 MX4SB4	326	A553_40.3 P132 BE132S4	A553_40.3 P132 BX132SB4	327
41	1166	1.3	35.6	12700	A503_35.6 S4 ME4SB4	A503_35.6 S4 MX4SB4	322	A503_35.6 P132 BE132S4	A503_35.6 P132 BX132SB4	323
43	1124	2.5	34.3	30000	A603_34.3 S4 ME4SB4	A603_34.3 S4 MX4SB4	330	A603_34.3 P132 BE132S4	A603_34.3 P132 BX132SB4	331
45	1061	1.4	32.4	12700	A503_32.4 S4 ME4SB4	A503_32.4 S4 MX4SB4	322	A503_32.4 P132 BE132S4	A503_32.4 P132 BX132SB4	323
46	1037	2.7	31.7	30000	A603_31.7 S4 ME4SB4	A603_31.7 S4 MX4SB4	330	A603_31.7 P132 BE132S4	A603_31.7 P132 BX132SB4	331

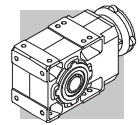


5.5 kW

n ₂ min-1	M ₂ Nm	S	i	R _{n2} N						
					IE2	IE3	IE2	IE3		
49	981	2.0	29.9	30000	A553_29.9 S4 ME4SB4	A553_29.9 S4 MX4SB4	326	A553_29.9 P132 BE132S4	A553_29.9 P132 BX132SB4	327
52	912	3.1	27.9	30000	A603_27.9 S4 ME4SB4	A603_27.9 S4 MX4SB4	330	A603_27.9 P132 BE132S4	A603_27.9 P132 BX132SB4	331
55	866	1.7	26.4	12600	A503_26.4 S4 ME4SB4	A503_26.4 S4 MX4SB4	322	A503_26.4 P132 BE132S4	A503_26.4 P132 BX132SB4	323
57	842	3.3	25.7	30000	A603_25.7 S4 ME4SB4	A603_25.7 S4 MX4SB4	330	A603_25.7 P132 BE132S4	A603_25.7 P132 BX132SB4	331
61	788	1.9	24.0	12500	A503_24.0 S4 ME4SB4	A503_24.0 S4 MX4SB4	322	A503_24.0 P132 BE132S4	A503_24.0 P132 BX132SB4	323
61	779	2.5	23.8	29800	A553_23.8 S4 ME4SB4	A553_23.8 S4 MX4SB4	326	A553_23.8 P132 BE132S4	A553_23.8 P132 BX132SB4	327
70	708	1.7	20.9	14400	A502_20.9 S4 ME4SB4	A502_20.9 S4 MX4SB4	322	A502_20.9 P132 BE132S4	A502_20.9 P132 BX132SB4	323
71	697	2.9	20.6	30000	A602_20.6 S4 ME4SB4	A602_20.6 S4 MX4SB4	330	A602_20.6 P132 BE132S4	A602_20.6 P132 BX132SB4	331
76	651	2.8	19.2	29300	A552_19.2 S4 ME4SB4	A552_19.2 S4 MX4SB4	326	A552_19.2 P132 BE132S4	A552_19.2 P132 BX132SB4	327
82	601	1.0	17.8	9280	A412_17.8 S4 ME4SB4	A412_17.8 S4 MX4SB4	318	A412_17.8 P132 BE132S4	A412_17.8 P132 BX132SB4	319
87	566	3.5	16.7	30000	A602_16.7 S4 ME4SB4	A602_16.7 S4 MX4SB4	330	A602_16.7 P132 BE132S4	A602_16.7 P132 BX132SB4	331
88	561	2.1	16.6	13600	A502_16.6 S4 ME4SB4	A502_16.6 S4 MX4SB4	322	A502_16.6 P132 BE132S4	A502_16.6 P132 BX132SB4	323
91	545	1.1	16.1	9160	A412_16.1 S4 ME4SB4	A412_16.1 S4 MX4SB4	318	A412_16.1 P132 BE132S4	A412_16.1 P132 BX132SB4	319
93	531	3.4	15.7	27700	A552_15.7 S4 ME4SB4	A552_15.7 S4 MX4SB4	326	A552_15.7 P132 BE132S4	A552_15.7 P132 BX132SB4	327
106	466	1.3	13.8	8940	A412_13.8 S4 ME4SB4	A412_13.8 S4 MX4SB4	318	A412_13.8 P132 BE132S4	A412_13.8 P132 BX132SB4	319
111	444	2.5	13.1	12800	A502_13.1 S4 ME4SB4	A502_13.1 S4 MX4SB4	322	A502_13.1 P132 BE132S4	A502_13.1 P132 BX132SB4	323
124	397	1.4	11.7	8670	A412_11.7 S4 ME4SB4	A412_11.7 S4 MX4SB4	318	A412_11.7 P132 BE132S4	A412_11.7 P132 BX132SB4	319
124	399	1.0	11.8	6450	A352_11.8 S4 ME4SB4	A352_11.8 S4 MX4SB4	314	A352_11.8 P132 BE132S4	A352_11.8 P132 BX132SB4	315
138	360	1.1	10.6	6360	A352_10.6 S4 ME4SB4	A352_10.6 S4 MX4SB4	314	A352_10.6 P132 BE132S4	A352_10.6 P132 BX132SB4	315
144	343	1.6	10.1	8440	A412_10.1 S4 ME4SB4	A412_10.1 S4 MX4SB4	318	A412_10.1 P132 BE132S4	A412_10.1 P132 BX132SB4	319
150	329	3.0	9.7	11800	A502_9.7 S4 ME4SB4	A502_9.7 S4 MX4SB4	322	A502_9.7 P132 BE132S4	A502_9.7 P132 BX132SB4	323
157	315	1.3	9.3	6240	A352_9.3 S4 ME4SB4	A352_9.3 S4 MX4SB4	314	A352_9.3 P132 BE132S4	A352_9.3 P132 BX132SB4	315
159	311	1.8	9.2	8250	A412_9.2 S4 ME4SB4	A412_9.2 S4 MX4SB4	318	A412_9.2 P132 BE132S4	A412_9.2 P132 BX132SB4	319
173	286	1.3	8.5	6140	A352_8.5 S4 ME4SB4	A352_8.5 S4 MX4SB4	314	A352_8.5 P132 BE132S4	A352_8.5 P132 BX132SB4	315
175	282	2.0	8.3	8080	A412_8.3 S4 ME4SB4	A412_8.3 S4 MX4SB4	318	A412_8.3 P132 BE132S4	A412_8.3 P132 BX132SB4	319
205	241	2.3	7.1	7790	A412_7.1 S4 ME4SB4	A412_7.1 S4 MX4SB4	318	A412_7.1 P132 BE132S4	A412_7.1 P132 BX132SB4	319
208	238	1.6	7.0	5930	A352_7.0 S4 ME4SB4	A352_7.0 S4 MX4SB4	314	A352_7.0 P132 BE132S4	A352_7.0 P132 BX132SB4	315
228	217	1.6	6.4	5820	A352_6.4 S4 ME4SB4	A352_6.4 S4 MX4SB4	314	A352_6.4 P132 BE132S4	A352_6.4 P132 BX132SB4	315
249	198	2.8	11.7	7430	A412_11.7 S4 ME4SB2		318	A412_11.7 P132 BE132SA2		319
270	183	1.9	5.4	5610	A352_5.4 S4 ME4SB4	A352_5.4 S4 MX4SB4	314	A352_5.4 P132 BE132S4	A352_5.4 P132 BX132SB4	315
289	171	2.5	10.1	7170	A412_10.1 S4 ME4SB2		318	A412_10.1 P132 BE132SA2		319
416	119	3.1	7.0	5060	A352_7.0 S4 ME4SB2		314	A352_7.0 P132 BE132SA2		315

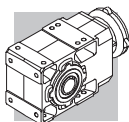
7.5 kW

n ₂ min-1	M ₂ Nm	S	i	R _{n2} N						
					IE2	IE3	IE2	IE3		
4.1	15516	0.9	355.8	75000	A904_355.8 S4 ME4LA4	A904_355.8 S4 MX4LA4	340	A904_355.8 P132 BE132MA4	A904_355.8 P132 BX132MA4	341
4.8	13296	1.1	304.9	75000	A904_304.9 S4 ME4LA4	A904_304.9 S4 MX4LA4	340	A904_304.9 P132 BE132MA4	A904_304.9 P132 BX132MA4	341
5.2	12273	1.1	281.4	75000	A904_281.4 S4 ME4LA4	A904_281.4 S4 MX4LA4	340	A904_281.4 P132 BE132MA4	A904_281.4 P132 BX132MA4	341
6.4	9875	1.4	226.4	75000	A904_226.4 S4 ME4LA4	A904_226.4 S4 MX4LA4	340	A904_226.4 P132 BE132MA4	A904_226.4 P132 BX132MA4	341
7.0	9115	1.5	209.0	75000	A904_209.0 S4 ME4LA4	A904_209.0 S4 MX4LA4	340	A904_209.0 P132 BE132MA4	A904_209.0 P132 BX132MA4	341
8.1	7849	1.8	180.0	75000	A904_180.0 S4 ME4LA4	A904_180.0 S4 MX4LA4	340	A904_180.0 P132 BE132MA4	A904_180.0 P132 BX132MA4	341
8.5	7470	1.1	171.3	65000	A804_171.3 S4 ME4LA4	A804_171.3 S4 MX4LA4	337	A804_171.3 P132 BE132MA4	A804_171.3 P132 BX132MA4	338
8.8	7245	1.9	166.1	75000	A904_166.1 S4 ME4LA4	A904_166.1 S4 MX4LA4	340	A904_166.1 P132 BE132MA4	A904_166.1 P132 BX132MA4	341
9.3	6992	1.1	156.8	65000	A803_156.8 S4 ME4LA4	A803_156.8 S4 MX4LA4	337	A803_156.8 P132 BE132MA4	A803_156.8 P132 BX132MA4	338
9.6	6733	2.0	151.0	75000	A903_151.0 S4 ME4LA4	A903_151.0 S4 MX4LA4	340	A903_151.0 P132 BE132MA4	A903_151.0 P132 BX132MA4	341
10.1	6454	1.2	144.7	65000	A803_144.7 S4 ME4LA4	A803_144.7 S4 MX4LA4	337	A803_144.7 P132 BE132MA4	A803_144.7 P132 BX132MA4	338
10.4	6216	2.1	139.4	75000	A903_139.4 S4 ME4LA4	A903_139.4 S4 MX4LA4	340	A903_139.4 P132 BE132MA4	A903_139.4 P132 BX132MA4	341
11.5	5647	2.3	126.6	75000	A903_126.6 S4 ME4LA4	A903_126.6 S4 MX4LA4	340	A903_126.6 P132 BE132MA4	A903_126.6 P132 BX132MA4	341
11.6	5601	1.4	125.6	65000	A803_125.6 S4 ME4LA4	A803_125.6 S4 MX4LA4	337	A803_125.6 P132 BE132MA4	A803_125.6 P132 BX132MA4	338
12.1	5378	0.9	120.6	50000	A703_120.6 S4 ME4LA4	A703_120.6 S4 MX4LA4	334	A703_120.6 P132 BE132MA4	A703_120.6 P132 BX132MA4	335
12.4	5213	2.7	116.9	75000	A903_116.9 S4 ME4LA4	A903_116.9 S4 MX4LA4	340	A903_116.9 P132 BE132MA4	A903_116.9 P132 BX132MA4	341
12.5	5170	1.5	116.0	65000	A803_116.0 S4 ME4LA4	A803_116.0 S4 MX4LA4	337	A803_116.0 P132 BE132MA4	A803_116.0 P132 BX132MA4	338
13.6	4763	2.9	106.8	75000	A903_106.8 S4 ME4LA4	A903_106.8 S4 MX4LA4	340	A903_106.8 P132 BE132MA4	A903_106.8 P132 BX132MA4	341



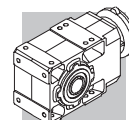
7.5 kW

n ₂ min-1	M ₂ Nm	S	i	R _{n2} N						
					IE2	IE3		IE2	IE3	
14.0	4648	1.1	104.2	50000	A703_104.2 S4 ME4LA4	A703_104.2 S4 MX4LA4	334	A703_104.2 P132 BE132MA4	A703_104.2 P132 BX132MA4	335
14.0	4639	1.7	104.0	65000	A803_104.0 S4 ME4LA4	A803_104.0 S4 MX4LA4	337	A803_104.0 P132 BE132MA4	A803_104.0 P132 BX132MA4	338
14.8	4397	3.2	98.6	75000	A903_98.6 S4 ME4LA4	A903_98.6 S4 MX4LA4	340	A903_98.6 P132 BE132MA4	A903_98.6 P132 BX132MA4	341
15.1	4290	1.2	96.2	50000	A703_96.2 S4 ME4LA4	A703_96.2 S4 MX4LA4	334	A703_96.2 P132 BE132MA4	A703_96.2 P132 BX132MA4	335
15.2	4282	1.9	96.0	65000	A803_96.0 S4 ME4LA4	A803_96.0 S4 MX4LA4	337	A803_96.0 P132 BE132MA4	A803_96.0 P132 BX132MA4	338
16.3	3977	2.0	89.2	65000	A803_89.2 S4 ME4LA4	A803_89.2 S4 MX4LA4	337	A803_89.2 P132 BE132MA4	A803_89.2 P132 BX132MA4	338
16.9	3832	1.3	85.9	50000	A703_85.9 S4 ME4LA4	A703_85.9 S4 MX4LA4	334	A703_85.9 P132 BE132MA4	A703_85.9 P132 BX132MA4	335
17.7	3671	2.2	82.3	65000	A803_82.3 S4 ME4LA4	A803_82.3 S4 MX4LA4	337	A803_82.3 P132 BE132MA4	A803_82.3 P132 BX132MA4	338
18.3	3537	1.4	79.3	50000	A703_79.3 S4 ME4LA4	A703_79.3 S4 MX4LA4	334	A703_79.3 P132 BE132MA4	A703_79.3 P132 BX132MA4	335
20.1	3234	1.5	72.5	50000	A703_72.5 S4 ME4LA4	A703_72.5 S4 MX4LA4	334	A703_72.5 P132 BE132MA4	A703_72.5 P132 BX132MA4	335
20.1	3227	2.5	72.4	65000	A803_72.4 S4 ME4LA4	A803_72.4 S4 MX4LA4	337	A803_72.4 P132 BE132MA4	A803_72.4 P132 BX132MA4	338
20.7	3139	0.9	70.4	30000	A603_70.4 S4 ME4LA4	A603_70.4 S4 MX4LA4	330	A603_70.4 P132 BE132MA4	A603_70.4 P132 BX132MA4	331
21.7	2985	1.7	66.9	50000	A703_66.9 S4 ME4LA4	A703_66.9 S4 MX4LA4	334	A703_66.9 P132 BE132MA4	A703_66.9 P132 BX132MA4	335
21.8	2979	2.7	66.8	65000	A803_66.8 S4 ME4LA4	A803_66.8 S4 MX4LA4	337	A803_66.8 P132 BE132MA4	A803_66.8 P132 BX132MA4	338
22.4	2898	1.0	65.0	30000	A603_65.0 S4 ME4LA4	A603_65.0 S4 MX4LA4	330	A603_65.0 P132 BE132MA4	A603_65.0 P132 BX132MA4	331
24.3	2666	3.0	59.8	63800	A803_59.8 S4 ME4LA4	A803_59.8 S4 MX4LA4	337	A803_59.8 P132 BE132MA4	A803_59.8 P132 BX132MA4	338
25.2	2571	1.9	57.7	50000	A703_57.7 S4 ME4LA4	A703_57.7 S4 MX4LA4	334	A703_57.7 P132 BE132MA4	A703_57.7 P132 BX132MA4	335
26.2	2479	1.1	55.6	30000	A603_55.6 S4 ME4LA4	A603_55.6 S4 MX4LA4	330	A603_55.6 P132 BE132MA4	A603_55.6 P132 BX132MA4	331
26.4	2461	3.2	55.2	62600	A803_55.2 S4 ME4LA4	A803_55.2 S4 MX4LA4	337	A803_55.2 P132 BE132MA4	A803_55.2 P132 BX132MA4	338
27.3	2374	2.1	53.2	50000	A703_53.2 S4 ME4LA4	A703_53.2 S4 MX4LA4	334	A703_53.2 P132 BE132MA4	A703_53.2 P132 BX132MA4	335
28.3	2289	1.2	51.3	30000	A603_51.3 S4 ME4LA4	A603_51.3 S4 MX4LA4	330	A603_51.3 P132 BE132MA4	A603_51.3 P132 BX132MA4	331
29.7	2185	2.3	49.0	50000	A703_49.0 S4 ME4LA4	A703_49.0 S4 MX4LA4	334	A703_49.0 P132 BE132MA4	A703_49.0 P132 BX132MA4	335
32	2017	2.4	45.2	50000	A703_45.2 S4 ME4LA4	A703_45.2 S4 MX4LA4	334	A703_45.2 P132 BE132MA4	A703_45.2 P132 BX132MA4	335
32	2015	1.4	45.2	30000	A603_45.2 S4 ME4LA4	A603_45.2 S4 MX4LA4	330	A603_45.2 P132 BE132MA4	A603_45.2 P132 BX132MA4	331
35	1860	1.5	41.7	30000	A603_41.7 S4 ME4LA4	A603_41.7 S4 MX4LA4	330	A603_41.7 P132 BE132MA4	A603_41.7 P132 BX132MA4	331
36	1797	1.1	40.3	30000	A553_40.3 S4 ME4LA4	A553_40.3 S4 MX4LA4	326	A553_40.3 P132 BE132MA4	A553_40.3 P132 BX132MA4	327
38	1712	2.8	38.4	50000	A703_38.4 S4 ME4LA4	A703_38.4 S4 MX4LA4	334	A703_38.4 P132 BE132MA4	A703_38.4 P132 BX132MA4	335
41	1587	0.9	35.6	10100	A503_35.6 S4 ME4LA4	A503_35.6 S4 MX4LA4	322	A503_35.6 P132 BE132MA4	A503_35.6 P132 BX132MA4	323
41	1580	2.8	35.4	50000	A703_35.4 S4 ME4LA4	A703_35.4 S4 MX4LA4	334	A703_35.4 P132 BE132MA4	A703_35.4 P132 BX132MA4	335
42	1529	1.8	34.3	30000	A603_34.3 S4 ME4LA4	A603_34.3 S4 MX4LA4	330	A603_34.3 P132 BE132MA4	A603_34.3 P132 BX132MA4	331
45	1444	1.0	32.4	10300	A503_32.4 S4 ME4LA4	A503_32.4 S4 MX4LA4	322	A503_32.4 P132 BE132MA4	A503_32.4 P132 BX132MA4	323
46	1412	2.0	31.7	30000	A603_31.7 S4 ME4LA4	A603_31.7 S4 MX4LA4	330	A603_31.7 P132 BE132MA4	A603_31.7 P132 BX132MA4	331
49	1335	1.5	29.9	30000	A553_29.9 S4 ME4LA4	A553_29.9 S4 MX4LA4	326	A553_29.9 P132 BE132MA4	A553_29.9 P132 BX132MA4	327
52	1242	2.3	27.9	30000	A603_27.9 S4 ME4LA4	A603_27.9 S4 MX4LA4	330	A603_27.9 P132 BE132MA4	A603_27.9 P132 BX132MA4	331
55	1179	1.3	26.4	10700	A503_26.4 S4 ME4LA4	A503_26.4 S4 MX4LA4	322	A503_26.4 P132 BE132MA4	A503_26.4 P132 BX132MA4	323
57	1146	2.4	25.7	30000	A603_25.7 S4 ME4LA4	A603_25.7 S4 MX4LA4	330	A603_25.7 P132 BE132MA4	A603_25.7 P132 BX132MA4	331
61	1072	1.4	24.0	10800	A503_24.0 S4 ME4LA4	A503_24.0 S4 MX4LA4	322	A503_24.0 P132 BE132MA4	A503_24.0 P132 BX132MA4	323
61	1061	1.8	23.8	28800	A553_23.8 S4 ME4LA4	A553_23.8 S4 MX4LA4	326	A553_23.8 P132 BE132MA4	A553_23.8 P132 BX132MA4	327
70	963	1.2	20.9	13700	A502_20.9 S4 ME4LA4	A502_20.9 S4 MX4LA4	322	A502_20.9 P132 BE132MA4	A502_20.9 P132 BX132MA4	323
71	949	2.1	20.6	30000	A602_20.6 S4 ME4LA4	A602_20.6 S4 MX4LA4	330	A602_20.6 P132 BE132MA4	A602_20.6 P132 BX132MA4	331
76	886	2.0	19.2	28800	A552_19.2 S4 ME4LA4	A552_19.2 S4 MX4LA4	326	A552_19.2 P132 BE132MA4	A552_19.2 P132 BX132MA4	327
87	771	2.6	16.7	30000	A602_16.7 S4 ME4LA4	A602_16.7 S4 MX4LA4	330	A602_16.7 P132 BE132MA4	A602_16.7 P132 BX132MA4	331
88	763	1.6	16.6	13000	A502_16.6 S4 ME4LA4	A502_16.6 S4 MX4LA4	322	A502_16.6 P132 BE132MA4	A502_16.6 P132 BX132MA4	323
93	722	2.5	15.7	27300	A552_15.7 S4 ME4LA4	A552_15.7 S4 MX4LA4	326	A552_15.7 P132 BE132MA4	A552_15.7 P132 BX132MA4	327
106	634	0.9	13.8	8130	A412_13.8 S4 ME4LA4	A412_13.8 S4 MX4LA4	318	A412_13.8 P132 BE132MA4	A412_13.8 P132 BX132MA4	319
111	604	1.8	13.1	12300	A502_13.1 S4 ME4LA4	A502_13.1 S4 MX4LA4	322	A502_13.1 P132 BE132MA4	A502_13.1 P132 BX132MA4	323
111	602	3.0	13.1	26100	A552_13.1 S4 ME4LA4	A552_13.1 S4 MX4LA4	326	A552_13.1 P132 BE132MA4	A552_13.1 P132 BX132MA4	327
115	585	3.4	12.7	30000	A602_12.7 S4 ME4LA4	A602_12.7 S4 MX4LA4	330	A602_12.7 P132 BE132MA4	A602_12.7 P132 BX132MA4	331
124	541	1.0	11.7	7970	A412_11.7 S4 ME4LA4	A412_11.7 S4 MX4LA4	318	A412_11.7 P132 BE132MA4	A412_11.7 P132 BX132MA4	319
144	467	1.1	10.1	7850	A412_10.1 S4 ME4LA4	A412_10.1 S4 MX4LA4	318	A412_10.1 P132 BE132MA4	A412_10.1 P132 BX132MA4	319
149	448	2.2	9.7	11500	A502_9.7 S4 ME4LA4	A502_9.7 S4 MX4LA4	322	A502_9.7 P132 BE132MA4	A502_9.7 P132 BX132MA4	323
156	429	0.9	9.3	5650	A352_9.3 S4 ME4LA4	A352_9.3 S4 MX4LA4	314	A352_9.3 P132 BE132MA4	A352_9.3 P132 BX132MA4	315
158	424	1.3	9.2	7710	A412_9.2 S4 ME4LA4	A412_9.2 S4 MX4LA4	318	A412_9.2 P132 BE132MA4	A412_9.2 P132 BX132MA4	319
172	390	1.0	8.5	5600	A352_8.5 S4 ME4LA4	A352_8.5 S4 MX4LA4	314	A352_8.5 P132 BE132MA4	A352_8.5 P132 BX132MA4	315
175	384	1.4	8.3	7590	A412_8.3 S4 ME4LA4	A412_8.3 S4 MX4LA4	318	A412_8.3 P132 BE132MA4	A412_8.3 P132 BX132MA4	319
188	356	2.7	7.7	10800	A502_7.7 S4 ME4LA4	A502_7.7 S4 MX4LA4	322	A502_7.7 P132 BE132MA4	A502_7.7 P132 BX132MA4	323
204	328	1.7	7.1	7370	A412_7.1 S4 ME4LA4	A412_7.1 S4 MX4LA4	318	A412_7.1 P132 BE132MA4	A412_7.1 P132 BX132MA4	319
207	323	1.1	7.0	5490	A352_7.0 S4 ME4LA4	A352_7.0 S4 MX4LA4	314	A352_7.0 P132 BE132MA4	A352_7.0 P132 BX132MA4	315
227	295	1.2	6.4	5420	A352_6.4 S4 ME4LA4	A352_6.4 S4 MX4LA4	314	A352_6.4 P132 BE132MA4	A352_6.4 P132 BX132MA4	315
269	249	1.4	5.4	5270	A352_5.4 S4 ME4LA4	A352_5.4 S4 MX4LA4	314	A352_5.4 P132 BE132MA4	A352_5.4 P132 BX132MA4	315
277	242	2.3	5.2	6920	A412_5.2 S4 ME4LA4	A412_5.2 S4 MX4LA4	318	A412_5.2 P132 BE132MA4	A412_5.2 P132 BX132MA4	319
318	212	2.5	9.2	6710	A412_9.2 S4 ME4LA2		318	A412_9.2 P132 BE132SB2		319
351	192	2.7	8.3	6550	A412_8.3 S4 ME4LA2		318	A412_8.3 P132 BE132SB2		319
416	162	2.3	7.0	4830	A352_7.0 S4 ME4LA2		314	A352_7.0 P132 BE132SB2		315
540	125	2.7	5.4	4550	A352_5.4 S4 ME4LA2		314	A352_5.4 P132 BE132SB2		315

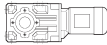




9.2 kW

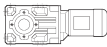


n ₂ min-1	M ₂ Nm	S	i	R _{n2} N								
					IE2	IE3	IE2	IE3				
5.2	15279	0.9	281.4	75000	A904_281.4 S4 ME4LB4				340	A904_281.4 P132 BE132MB4	A904_281.4 P160 BX160MA4	341
6.4	12293	1.1	226.4	75000	A904_226.4 S4 ME4LB4				340	A904_226.4 P132 BE132MB4	A904_226.4 P160 BX160MA4	341
6.9	11347	1.2	209.0	75000	A904_209.0 S4 ME4LB4				340	A904_209.0 P132 BE132MB4	A904_209.0 P160 BX160MA4	341
8.1	9771	1.4	180.0	75000	A904_180.0 S4 ME4LB4				340	A904_180.0 P132 BE132MB4	A904_180.0 P160 BX160MA4	341
8.5	9300	0.9	171.3	65000	A804_171.3 S4 ME4LB4				337	A804_171.3 P132 BE132MB4		338
8.7	9019	1.6	166.1	75000	A904_166.1 S4 ME4LB4				340	A904_166.1 P132 BE132MB4	A904_166.1 P160 BX160MA4	341
9.2	8704	0.9	156.8	65000	A803_156.8 S4 ME4LB4	A803_156.8 S5 MX5SA4			337	A803_156.8 P132 BE132MB4	A803_156.8 P160 BX160MA4	338
9.6	8383	1.6	151.0	75000	A903_151.0 S4 ME4LB4	A903_151.0 S5 MX5SA4			340	A903_151.0 P132 BE132MB4	A903_151.0 P160 BX160MA4	341
10.0	8034	1.0	144.7	65000	A803_144.7 S4 ME4LB4	A803_144.7 S5 MX5SA4			337	A803_144.7 P132 BE132MB4	A803_144.7 P160 BX160MA4	338
10.4	7738	1.6	139.4	75000	A903_139.4 S4 ME4LB4	A903_139.4 S5 MX5SA4			340	A903_139.4 P132 BE132MB4	A903_139.4 P160 BX160MA4	341
11.4	7030	1.9	126.6	75000	A903_126.6 S4 ME4LB4	A903_126.6 S5 MX5SA4			340	A903_126.6 P132 BE132MB4	A903_126.6 P160 BX160MA4	341
11.5	6973	1.1	125.6	65000	A803_125.6 S4 ME4LB4	A803_125.6 S5 MX5SA4			337	A803_125.6 P132 BE132MB4	A803_125.6 P160 BX160MA4	338
12.4	6489	2.2	116.9	75000	A903_116.9 S4 ME4LB4	A903_116.9 S5 MX5SA4			340	A903_116.9 P132 BE132MB4	A903_116.9 P160 BX160MA4	341
12.5	6437	1.2	116.0	65000	A803_116.0 S4 ME4LB4	A803_116.0 S5 MX5SA4			337	A803_116.0 P132 BE132MB4	A803_116.0 P160 BX160MA4	338
13.6	5930	2.4	106.8	75000	A903_106.8 S4 ME4LB4	A903_106.8 S5 MX5SA4			340	A903_106.8 P132 BE132MB4	A903_106.8 P160 BX160MA4	341
13.9	5775	1.4	104.0	65000	A803_104.0 S4 ME4LB4	A803_104.0 S5 MX5SA4			337	A803_104.0 P132 BE132MB4	A803_104.0 P160 BX160MA4	338
14.7	5473	2.6	98.6	75000	A903_98.6 S4 ME4LB4	A903_98.6 S5 MX5SA4			340	A903_98.6 P132 BE132MB4	A903_98.6 P160 BX160MA4	341
15.1	5341	0.9	96.2	50000	A703_96.2 S4 ME4LB4	A703_96.2 S5 MX5SA4			334	A703_96.2 P132 BE132MB4	A703_96.2 P160 BX160MA4	335
15.1	5331	1.5	96.0	65000	A803_96.0 S4 ME4LB4	A803_96.0 S5 MX5SA4			337	A803_96.0 P132 BE132MB4	A803_96.0 P160 BX160MA4	338
16.3	4950	1.6	89.2	65000	A803_89.2 S4 ME4LB4	A803_89.2 S5 MX5SA4			337	A803_89.2 P132 BE132MB4	A803_89.2 P160 BX160MA4	338
16.7	4833	2.9	87.1	75000	A903_87.1 S4 ME4LB4	A903_87.1 S5 MX5SA4			340	A903_87.1 P132 BE132MB4	A903_87.1 P160 BX160MA4	341
16.9	4770	1.0	85.9	50000	A703_85.9 S4 ME4LB4	A703_85.9 S5 MX5SA4			334	A703_85.9 P132 BE132MB4	A703_85.9 P160 BX160MA4	335
17.6	4570	1.8	82.3	65000	A803_82.3 S4 ME4LB4	A803_82.3 S5 MX5SA4			337	A803_82.3 P132 BE132MB4	A803_82.3 P160 BX160MA4	338
18.0	4461	3.1	80.4	75000	A903_80.4 S4 ME4LB4	A903_80.4 S5 MX5SA4			340	A903_80.4 P132 BE132MB4	A903_80.4 P160 BX160MA4	341
18.3	4403	1.1	79.3	50000	A703_79.3 S4 ME4LB4	A703_79.3 S5 MX5SA4			334	A703_79.3 P132 BE132MB4	A703_79.3 P160 BX160MA4	335
19.5	4134	3.4	74.5	75000	A903_74.5 S4 ME4LB4	A903_74.5 S5 MX5SA4			340	A903_74.5 P132 BE132MB4	A903_74.5 P160 BX160MA4	341
20.0	4026	1.2	72.5	50000	A703_72.5 S4 ME4LB4	A703_72.5 S5 MX5SA4			334	A703_72.5 P132 BE132MB4	A703_72.5 P160 BX160MA4	335
20.0	4017	2.0	72.4	65000	A803_72.4 S4 ME4LB4	A803_72.4 S5 MX5SA4			337	A803_72.4 P132 BE132MB4	A803_72.4 P160 BX160MA4	338
21.7	3716	1.3	66.9	50000	A703_66.9 S4 ME4LB4	A703_66.9 S5 MX5SA4			334	A703_66.9 P132 BE132MB4	A703_66.9 P160 BX160MA4	335
21.7	3708	2.2	66.8	63800	A803_66.8 S4 ME4LB4	A803_66.8 S5 MX5SA4			337	A803_66.8 P132 BE132MB4	A803_66.8 P160 BX160MA4	338
24.3	3318	2.4	59.8	62400	A803_59.8 S4 ME4LB4	A803_59.8 S5 MX5SA4			337	A803_59.8 P132 BE132MB4	A803_59.8 P160 BX160MA4	338
25.1	3201	1.6	57.7	50000	A703_57.7 S4 ME4LB4	A703_57.7 S5 MX5SA4			334	A703_57.7 P132 BE132MB4	A703_57.7 P160 BX160MA4	335
26.1	3087	0.9	55.6	30000	A603_55.6 S4 ME4LB4	A603_55.6 S5 MX5SA4			330	A603_55.6 P132 BE132MB4	A603_55.6 P160 BX160MA4	331
26.3	3063	2.6	55.2	61300	A803_55.2 S4 ME4LB4	A803_55.2 S5 MX5SA4			337	A803_55.2 P132 BE132MB4	A803_55.2 P160 BX160MA4	338
27.2	2955	1.7	53.2	50000	A703_53.2 S4 ME4LB4	A703_53.2 S5 MX5SA4			334	A703_53.2 P132 BE132MB4	A703_53.2 P160 BX160MA4	335
28.3	2849	1.0	51.3	30000	A603_51.3 S4 ME4LB4	A603_51.3 S5 MX5SA4			330	A603_51.3 P132 BE132MB4	A603_51.3 P160 BX160MA4	331
29.6	2720	1.8	49.0	50000	A703_49.0 S4 ME4LB4	A703_49.0 S5 MX5SA4			334	A703_49.0 P132 BE132MB4	A703_49.0 P160 BX160MA4	335
30	2675	3.0	48.2	59500	A803_48.2 S4 ME4LB4	A803_48.2 S5 MX5SA4			337	A803_48.2 P132 BE132MB4	A803_48.2 P160 BX160MA4	338
32	2511	1.9	45.2	50000	A703_45.2 S4 ME4LB4	A703_45.2 S5 MX5SA4			334	A703_45.2 P132 BE132MB4	A703_45.2 P160 BX160MA4	335
32	2508	1.1	45.2	30000	A603_45.2 S4 ME4LB4	A603_45.2 S5 MX5SA4			330	A603_45.2 P132 BE132MB4	A603_45.2 P160 BX160MA4	331
33	2469	3.0	44.5	58400	A803_44.5 S4 ME4LB4	A803_44.5 S5 MX5SA4			337	A803_44.5 P132 BE132MB4	A803_44.5 P160 BX160MA4	338
35	2315	1.2	41.7	30000	A603_41.7 S4 ME4LB4	A603_41.7 S5 MX5SA4			330	A603_41.7 P132 BE132MB4	A603_41.7 P160 BX160MA4	331
38	2131	2.3	38.4	50000	A703_38.4 S4 ME4LB4	A703_38.4 S5 MX5SA4			334	A703_38.4 P132 BE132MB4	A703_38.4 P160 BX160MA4	335
41	1967	2.3	35.4	50000	A703_35.4 S4 ME4LB4	A703_35.4 S5 MX5SA4			334	A703_35.4 P132 BE132MB4	A703_35.4 P160 BX160MA4	335
42	1904	1.5	34.3	30000	A603_34.3 S4 ME4LB4	A603_34.3 S5 MX5SA4			330	A603_34.3 P132 BE132MB4	A603_34.3 P160 BX160MA4	331
46	1758	1.6	31.7	30000	A603_31.7 S4 ME4LB4	A603_31.7 S5 MX5SA4			330	A603_31.7 P132 BE132MB4	A603_31.7 P160 BX160MA4	331
48	1661	1.2	29.9	29100	A553_29.9 S4 ME4LB4	A553_29.9 S5 MX5SA4			326	A553_29.9 P132 BE132MB4	A553_29.9 P160 BX160MA4	327
52	1546	1.8	27.9	30000	A603_27.9 S4 ME4LB4	A603_27.9 S5 MX5SA4			330	A603_27.9 P132 BE132MB4	A603_27.9 P160 BX160MA4	331
55	1468	1.0	26.4	9130	A503_26.4 S4 ME4LB4	A503_26.4 S5 MX5SA4			322	A503_26.4 P132 BE132MB4	A503_26.4 P160 BX160MA4	323
56	1427	2.0	25.7	30000	A603_25.7 S4 ME4LB4	A603_25.7 S5 MX5SA4			330	A603_25.7 P132 BE132MB4	A603_25.7 P160 BX160MA4	331
60	1335	1.1	24.0	9370	A503_24.0 S4 ME4LB4	A503_24.0 S5 MX5SA4			322	A503_24.0 P132 BE132MB4	A503_24.0 P160 BX160MA4	323
61	1321	1.5	23.8	27900	A553_23.8 S4 ME4LB4	A553_23.8 S5 MX5SA4			326	A553_23.8 P132 BE132MB4	A553_23.8 P160 BX160MA4	327
68	1183	3.4	21.3	46000	A703_21.3 S4 ME4LB4	A703_21.3 S5 MX5SA4			334	A703_21.3 P132 BE132MB4	A703_21.3 P160 BX160MA4	335
69	1199	1.0	20.9	13000	A502_20.9 S4 ME4LB4	A502_20.9 S5 MX5SA4			322	A502_20.9 P132 BE132MB4	A502_20.9 P160 BX160MA4	323
70	1181	1.7	20.6	30000	A602_20.6 S4 ME4LB4	A602_20.6 S5 MX5SA4			330	A602_20.6 P132 BE132MB4	A602_20.6 P160 BX160MA4	331
74	1092	3.4	19.7	45100	A703_19.7 S4 ME4LB4	A703_19.7 S5 MX5SA4			334	A703_19.7 P132 BE132MB4	A703_19.7 P160 BX160MA4	335
75	1103	1.6	19.2	28400	A552_19.2 S4 ME4LB4	A552_19.2 S5 MX5SA4			326	A552_19.2 P132 BE132MB4	A552_19.2 P160 BX160MA4	327

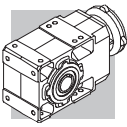


9.2 kW

n ₂ min-1	M ₂ Nm	S	i	R _{n2} N						
					IE2	IE3		IE2	IE3	
87	960	2.1	16.7	30000	A602_16.7 S4 ME4LB4	A602_16.7 S5 MX5SA4	330	A602_16.7 P132 BE132MB4	A602_16.7 P160 BX160MA4	331
88	950	1.3	16.6	12500	A502_16.6 S4 ME4LB4	A502_16.6 S5 MX5SA4	322	A502_16.6 P132 BE132MB4	A502_16.6 P160 BX160MA4	323
92	899	2.0	15.7	27000	A552_15.7 S4 ME4LB4	A552_15.7 S5 MX5SA4	326	A552_15.7 P132 BE132MB4	A552_15.7 P160 BX160MA4	327
111	752	1.5	13.1	11900	A502_13.1 S4 ME4LB4	A502_13.1 S5 MX5SA4	322	A502_13.1 P132 BE132MB4	A502_13.1 P160 BX160MA4	323
111	750	2.4	13.1	25800	A552_13.1 S4 ME4LB4	A552_13.1 S5 MX5SA4	326	A552_13.1 P132 BE132MB4	A552_13.1 P160 BX160MA4	327
114	728	2.7	12.7	30000	A602_12.7 S4 ME4LB4	A602_12.7 S5 MX5SA4	330	A602_12.7 P132 BE132MB4	A602_12.7 P160 BX160MA4	331
123	651	2.5	23.8	24100	A553_23.8 S4 ME4LB2	A553_23.8 S5 ME4LB2	326	A553_23.8 P132 BE132MB2	A553_23.8 P160 BE132MB2	327
140	594	3.0	10.4	24200	A552_10.4 S4 ME4LB4	A552_10.4 S5 MX5SA4	326	A552_10.4 P132 BE132MB4	A552_10.4 P160 BX160MA4	327
141	592	3.4	10.3	30000	A602_10.3 S4 ME4LB4	A602_10.3 S5 MX5SA4	330	A602_10.3 P132 BE132MB4	A602_10.3 P160 BX160MA4	331
143	581	0.9	10.1	7340	A412_10.1 S4 ME4LB4		318	A412_10.1 P132 BE132MB4		319
149	558	1.8	9.7	11200	A502_9.7 S4 ME4LB4	A502_9.7 S5 MX5SA4	322	A502_9.7 P132 BE132MB4	A502_9.7 P160 BX160MA4	323
158	527	1.0	9.2	7250	A412_9.2 S4 ME4LB4		318	A412_9.2 P132 BE132MB4		319
174	478	1.2	8.3	7170	A412_8.3 S4 ME4LB4		318	A412_8.3 P132 BE132MB4		319
187	444	2.1	7.7	10600	A502_7.7 S4 ME4LB4	A502_7.7 S5 MX5SA4	322	A502_7.7 P132 BE132MB4	A502_7.7 P160 BX160MA4	323
204	408	1.3	7.1	7020	A412_7.1 S4 ME4LB4		318	A412_7.1 P132 BE132MB4		319
206	403	0.9	7.0	5110	A352_7.0 S4 ME4LB4		314	A352_7.0 P132 BE132MB4		315
226	368	1.0	6.4	5070	A352_6.4 S4 ME4LB4		314	A352_6.4 P132 BE132MB4		315
268	310	1.1	5.4	4980	A352_5.4 S4 ME4LB4		314	A352_5.4 P132 BE132MB4		315
276	301	1.8	5.2	6660	A412_5.2 S4 ME4LB4		318	A412_5.2 P132 BE132MB4		319
317	260	2.0	9.2	6480	A412_9.2 S4 ME4LB2		318	A412_9.2 P132 BE132MB2		319
377	219	3.4	7.7	8780	A502_7.7 S4 ME4LB2		322	A502_7.7 P132 BE132MB2		323
539	153	2.2	5.4	4410	A352_5.4 S4 ME4LB2		314	A352_5.4 P132 BE132MB2		315
557	148	3.0	5.2	5690	A412_5.2 S4 ME4LB2		318	A412_5.2 P132 BE132MB2		319

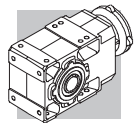
11 kW

n ₂ min-1	M ₂ Nm	S	i	R _{n2} N						
					IE2	IE3		IE2	IE3	
6.5	14510	1.0	226.4	75000	A904_226.4 S5 ME5SA4	A904_226.4 S5 MX5SB4	340	A904_226.4 P160 BE160M4	A904_226.4 P160 BX160MB4	341
7.0	13393	1.0	209.0	75000	A904_209.0 S5 ME5SA4	A904_209.0 S5 MX5SB4	340	A904_209.0 P160 BE160M4	A904_209.0 P160 BX160MB4	341
8.2	11533	1.2	180.0	75000	A904_180.0 S5 ME5SA4	A904_180.0 S5 MX5SB4	340	A904_180.0 P160 BE160M4	A904_180.0 P160 BX160MB4	341
8.8	10645	1.3	166.1	75000	A904_166.1 S5 ME5SA4	A904_166.1 S5 MX5SB4	340	A904_166.1 P160 BE160M4	A904_166.1 P160 BX160MB4	341
9.7	9894	1.4	151.0	75000	A903_151.0 S5 ME5SA4	A903_151.0 S5 MX5SB4	340	A903_151.0 P160 BE160M4	A903_151.0 P160 BX160MB4	341
10.5	9133	1.4	139.4	75000	A903_139.4 S5 ME5SA4	A903_139.4 S5 MX5SB4	340	A903_139.4 P160 BE160M4	A903_139.4 P160 BX160MB4	341
11.6	8298	1.6	126.6	75000	A903_126.6 S5 ME5SA4	A903_126.6 S5 MX5SB4	340	A903_126.6 P160 BE160M4	A903_126.6 P160 BX160MB4	341
11.7	8231	1.0	125.6	65000	A803_125.6 S5 ME5SA4	A803_125.6 S5 MX5SB4	337	A803_125.6 P160 BE160M4	A803_125.6 P160 BX160MB4	338
12.6	7660	1.8	116.9	75000	A903_116.9 S5 ME5SA4	A903_116.9 S5 MX5SB4	340	A903_116.9 P160 BE160M4	A903_116.9 P160 BX160MB4	341
12.7	7597	1.1	116.0	65000	A803_116.0 S5 ME5SA4	A803_116.0 S5 MX5SB4	337	A803_116.0 P160 BE160M4	A803_116.0 P160 BX160MB4	338
13.8	6999	2.0	106.8	75000	A903_106.8 S5 ME5SA4	A903_106.8 S5 MX5SB4	340	A903_106.8 P160 BE160M4	A903_106.8 P160 BX160MB4	341
14.1	6816	1.2	104.0	65000	A803_104.0 S5 ME5SA4	A803_104.0 S5 MX5SB4	337	A803_104.0 P160 BE160M4	A803_104.0 P160 BX160MB4	338
14.9	6460	2.2	98.6	75000	A903_98.6 S5 ME5SA4	A903_98.6 S5 MX5SB4	340	A903_98.6 P160 BE160M4	A903_98.6 P160 BX160MB4	341
15.3	6292	1.3	96.0	65000	A803_96.0 S5 ME5SA4	A803_96.0 S5 MX5SB4	337	A803_96.0 P160 BE160M4	A803_96.0 P160 BX160MB4	338
16.5	5843	1.4	89.2	65000	A803_89.2 S5 ME5SA4	A803_89.2 S5 MX5SB4	337	A803_89.2 P160 BE160M4	A803_89.2 P160 BX160MB4	338
16.9	5705	2.5	87.1	75000	A903_87.1 S5 ME5SA4	A903_87.1 S5 MX5SB4	340	A903_87.1 P160 BE160M4	A903_87.1 P160 BX160MB4	341
17.9	5394	1.5	82.3	64500	A803_82.3 S5 ME5SA4	A803_82.3 S5 MX5SB4	337	A803_82.3 P160 BE160M4	A803_82.3 P160 BX160MB4	338
18.3	5266	2.7	80.4	75000	A903_80.4 S5 ME5SA4	A903_80.4 S5 MX5SB4	340	A903_80.4 P160 BE160M4	A903_80.4 P160 BX160MB4	341
18.5	5198	1.0	79.3	50000	A703_79.3 S5 ME5SA4	A703_79.3 S5 MX5SB4	334	A703_79.3 P160 BE160M4	A703_79.3 P160 BX160MB4	335
19.7	4880	2.9	74.5	75000	A903_74.5 S5 ME5SA4	A903_74.5 S5 MX5SB4	340	A903_74.5 P160 BE160M4	A903_74.5 P160 BX160MB4	341
20.3	4752	1.1	72.5	50000	A703_72.5 S5 ME5SA4	A703_72.5 S5 MX5SB4	334	A703_72.5 P160 BE160M4	A703_72.5 P160 BX160MB4	335
20.3	4742	1.7	72.4	63200	A803_72.4 S5 ME5SA4	A803_72.4 S5 MX5SB4	337	A803_72.4 P160 BE160M4	A803_72.4 P160 BX160MB4	338
21.4	4505	3.1	68.8	75000	A903_68.8 S5 ME5SA4	A903_68.8 S5 MX5SB4	340	A903_68.8 P160 BE160M4	A903_68.8 P160 BX160MB4	341
22.0	4386	1.1	66.9	50000	A703_66.9 S5 ME5SA4	A703_66.9 S5 MX5SB4	334	A703_66.9 P160 BE160M4	A703_66.9 P160 BX160MB4	335

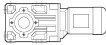



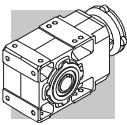
11 kW

n ₂ min-1	M ₂ Nm	S	i	R _{n2} N						
					IE2	IE3		IE2	IE3	
22.0	4377	1.8	66.8	62200	A803_66.8 S5 ME5SA4	A803_66.8 S5 MX5SB4	337	A803_66.8 P160 BE160M4	A803_66.8 P160 BX160MB4	338
24.6	3917	2.0	59.8	60900	A803_59.8 S5 ME5SA4	A803_59.8 S5 MX5SB4	337	A803_59.8 P160 BE160M4	A803_59.8 P160 BX160MB4	338
24.7	3906	3.6	59.6	75000	A903_59.6 S5 ME5SA4	A903_59.6 S5 MX5SB4	340	A903_59.6 P160 BE160M4	A903_59.6 P160 BX160MB4	341
25.5	3778	1.3	57.7	50000	A703_57.7 S5 ME5SA4	A703_57.7 S5 MX5SB4	334	A703_57.7 P160 BE160M4	A703_57.7 P160 BX160MB4	335
26.6	3615	2.2	55.2	59900	A803_55.2 S5 ME5SA4	A803_55.2 S5 MX5SB4	337	A803_55.2 P160 BE160M4	A803_55.2 P160 BX160MB4	338
27.6	3488	1.4	53.2	50000	A703_53.2 S5 ME5SA4	A703_53.2 S5 MX5SB4	334	A703_53.2 P160 BE160M4	A703_53.2 P160 BX160MB4	335
30	3210	1.6	49.0	50000	A703_49.0 S5 ME5SA4	A703_49.0 S5 MX5SB4	334	A703_49.0 P160 BE160M4	A703_49.0 P160 BX160MB4	335
31	3157	2.5	48.2	58300	A803_48.2 S5 ME5SA4	A803_48.2 S5 MX5SB4	337	A803_48.2 P160 BE160M4	A803_48.2 P160 BX160MB4	338
33	2964	1.6	45.2	50000	A703_45.2 S5 ME5SA4	A703_45.2 S5 MX5SB4	334	A703_45.2 P160 BE160M4	A703_45.2 P160 BX160MB4	335
33	2961	0.9	45.2	30000	A603_45.2 S5 ME5SA4	A603_45.2 S5 MX5SB4	330	A603_45.2 P160 BE160M4	A603_45.2 P160 BX160MB4	331
33	2914	2.6	44.5	57300	A803_44.5 S5 ME5SA4	A803_44.5 S5 MX5SB4	337	A803_44.5 P160 BE160M4	A803_44.5 P160 BX160MB4	338
35	2733	1.0	41.7	30000	A603_41.7 S5 ME5SA4	A603_41.7 S5 MX5SB4	330	A603_41.7 P160 BE160M4	A603_41.7 P160 BX160MB4	331
38	2523	3.0	38.5	55500				A803_38.5 P160 BE160M4	A803_38.5 P160 BX160MB4	338
38	2515	1.9	38.4	50000	A703_38.4 S5 ME5SA4	A703_38.4 S5 MX5SB4	334	A703_38.4 P160 BE160M4	A703_38.4 P160 BX160MB4	335
41	2328	3.0	35.5	54500				A803_35.5 P160 BE160M4	A803_35.5 P160 BX160MB4	338
41	2321	1.9	35.4	50000	A703_35.4 S5 ME5SA4	A703_35.4 S5 MX5SB4	334	A703_35.4 P160 BE160M4	A703_35.4 P160 BX160MB4	335
43	2247	1.2	34.3	30000	A603_34.3 S5 ME5SA4	A603_34.3 S5 MX5SB4	330	A603_34.3 P160 BE160M4	A603_34.3 P160 BX160MB4	331
46	2074	1.3	31.7	30000	A603_31.7 S5 ME5SA4	A603_31.7 S5 MX5SB4	330	A603_31.7 P160 BE160M4	A603_31.7 P160 BX160MB4	331
48	2003	3.2	30.6	52600				A803_30.6 P160 BE160M4	A803_30.6 P160 BX160MB4	338
49	1972	2.3	30.1	49400				A703_30.1 P160 BE160M4	A703_30.1 P160 BX160MB4	335
49	1961	1.0	29.9	28200	A553_29.9 S5 ME5SA4	A553_29.9 S5 MX5SB4	326	A553_29.9 P160 BE160M4	A553_29.9 P160 BX160MB4	327
52	1849	3.6	28.2	51600				A803_28.2 P160 BE160M4	A803_28.2 P160 BX160MB4	338
53	1825	1.5	27.9	30000	A603_27.9 S5 ME5SA4	A603_27.9 S5 MX5SB4	330	A603_27.9 P160 BE160M4	A603_27.9 P160 BX160MB4	331
53	1820	2.3	27.8	48500				A703_27.8 P160 BE160M4	A703_27.8 P160 BX160MB4	335
57	1685	1.7	25.7	30000	A603_25.7 S5 ME5SA4	A603_25.7 S5 MX5SB4	330	A603_25.7 P160 BE160M4	A603_25.7 P160 BX160MB4	331
61	1576	1.0	24.0	7800	A503_24.0 S5 ME5SA4	A503_24.0 S5 MX5SB4	322	A503_24.0 P160 BE160M4	A503_24.0 P160 BX160MB4	323
62	1559	1.3	23.8	26000	A553_23.8 S5 ME5SA4	A553_23.8 S5 MX5SB4	326	A553_23.8 P160 BE160M4	A553_23.8 P160 BX160MB4	327
63	1541	2.8	23.5	46600				A703_23.5 P160 BE160M4	A703_23.5 P160 BX160MB4	335
69	1396	2.9	21.3	45500	A703_21.3 S5 ME5SA4	A703_21.3 S5 MX5SB4	334	A703_21.3 P160 BE160M4	A703_21.3 P160 BX160MB4	335
70	1416	0.8	20.9		A502_20.9 S5 ME5SA4	A502_20.9 S5 MX5SB4	322	A502_20.9 P160 BE160M4	A502_20.9 P160 BX160MB4	323
71	1394	1.4	20.6	30000	A602_20.6 S5 ME5SA4	A602_20.6 S5 MX5SB4	330	A602_20.6 P160 BE160M4	A602_20.6 P160 BX160MB4	331
75	1288	2.9	19.7	44500	A703_19.7 S5 ME5SA4	A703_19.7 S5 MX5SB4	334	A703_19.7 P160 BE160M4	A703_19.7 P160 BX160MB4	335
76	1302	1.4	19.2	27900	A552_19.2 S5 ME5SA4	A552_19.2 S5 MX5SB4	326	A552_19.2 P160 BE160M4	A552_19.2 P160 BX160MB4	327
88	1133	1.8	16.7	30000	A602_16.7 S5 ME5SA4	A602_16.7 S5 MX5SB4	330	A602_16.7 P160 BE160M4	A602_16.7 P160 BX160MB4	331
89	1121	1.1	16.6	12000	A502_16.6 S5 ME5SA4	A502_16.6 S5 MX5SB4	322	A502_16.6 P160 BE160M4	A502_16.6 P160 BX160MB4	323
94	1061	1.7	15.7	26600	A552_15.7 S5 ME5SA4	A552_15.7 S5 MX5SB4	326	A552_15.7 P160 BE160M4	A552_15.7 P160 BX160MB4	327
112	887	1.2	13.1	11500	A502_13.1 S5 ME5SA4	A502_13.1 S5 MX5SB4	322	A502_13.1 P160 BE160M4	A502_13.1 P160 BX160MB4	323
112	885	2.0	13.1	25400	A552_13.1 S5 ME5SA4	A552_13.1 S5 MX5SB4	326	A552_13.1 P160 BE160M4	A552_13.1 P160 BX160MB4	327
116	860	2.3	12.7	30000	A602_12.7 S5 ME5SA4	A602_12.7 S5 MX5SB4	330	A602_12.7 P160 BE160M4	A602_12.7 P160 BX160MB4	331
124	773	2.1	23.8	23600	A553_23.8 S5 ME5SA2		326	A553_23.8 P160 BE160MA2		327
142	701	2.6	10.4	24000	A552_10.4 S5 ME5SA4	A552_10.4 S5 MX5SB4	326	A552_10.4 P160 BE160M4	A552_10.4 P160 BX160MB4	327
143	698	2.9	10.3	30000	A602_10.3 S5 ME5SA4	A602_10.3 S5 MX5SB4	330	A602_10.3 P160 BE160M4	A602_10.3 P160 BX160MB4	331
151	659	1.5	9.7	10800	A502_9.7 S5 ME5SA4	A502_9.7 S5 MX5SB4	322	A502_9.7 P160 BE160M4	A502_9.7 P160 BX160MB4	323
174	573	3.1	8.5	22800	A552_8.5 S5 ME5SA4	A552_8.5 S5 MX5SB4	326	A552_8.5 P160 BE160M4	A552_8.5 P160 BX160MB4	327
190	524	1.8	7.7	10300	A502_7.7 S5 ME5SA4	A502_7.7 S5 MX5SB4,	322	A502_7.7 P160 BE160M4	A502_7.7 P160 BX160MB4	323
224	440	2.0	13.1	9920	A502_13.1 S5 ME5SA2		322	A502_13.1 P160 BE160MA2		323
380	260	2.8	7.7	8650	A502_7.7 S5 ME5SA2		322	A502_7.7 P160 BE160MA2		323



15 kW

n ₂ min-1	M ₂ Nm	S	i	R _{n2} N						
					IE2	IE3		IE2	IE3	
8.2	15697	0.9	180.0	75000	A904_180.0 S5 ME5LA4	A904_180.0 S5 MX5LA4	340	A904_180.0 P160 BE160L4	A904_180.0 P160 BX160L4	341
8.8	14490	1.0	166.1	75000	A904_166.1 S5 ME5LA4	A904_166.1 S5 MX5LA4	340	A904_166.1 P160 BE160L4	A904_166.1 P160 BX160L4	341
9.7	13467	1.0	151.0	75000	A903_151.0 S5 ME5LA4	A903_151.0 S5 MX5LA4	340	A903_151.0 P160 BE160L4	A903_151.0 P160 BX160L4	341
10.5	12431	1.0	139.4	75000	A903_139.4 S5 ME5LA4	A903_139.4 S5 MX5LA4	340	A903_139.4 P160 BE160L4	A903_139.4 P160 BX160L4	341
11.6	11294	1.2	126.6	75000	A903_126.6 S5 ME5LA4	A903_126.6 S5 MX5LA4	340	A903_126.6 P160 BE160L4	A903_126.6 P160 BX160L4	341
12.6	10426	1.3	116.9	75000	A903_116.9 S5 ME5LA4	A903_116.9 S5 MX5LA4	340	A903_116.9 P160 BE160L4	A903_116.9 P160 BX160L4	341
13.8	9526	1.5	106.8	75000	A903_106.8 S5 ME5LA4	A903_106.8 S5 MX5LA4	340	A903_106.8 P160 BE160L4	A903_106.8 P160 BX160L4	341
14.9	8793	1.6	98.6	75000	A903_98.6 S5 ME5LA4	A903_98.6 S5 MX5LA4	340	A903_98.6 P160 BE160L4	A903_98.6 P160 BX160L4	341
15.3	8564	0.9	96.0	60600	A803_96.0 S5 ME5LA4	A803_96.0 S5 MX5LA4	337	A803_96.0 P160 BE160L4	A803_96.0 P160 BX160L4	338
16.5	7953	1.0	89.2	60400	A803_89.2 S5 ME5LA4	A803_89.2 S5 MX5LA4	337	A803_89.2 P160 BE160L4	A803_89.2 P160 BX160L4	338
16.9	7765	1.8	87.1	75000	A903_87.1 S5 ME5LA4	A903_87.1 S5 MX5LA4	340	A903_87.1 P160 BE160L4	A903_87.1 P160 BX160L4	341
17.9	7341	1.1	82.3	59800	A803_82.3 S5 ME5LA4	A803_82.3 S5 MX5LA4	337	A803_82.3 P160 BE160L4	A803_82.3 P160 BX160L4	338
18.3	7168	2.0	80.4	75000	A903_80.4 S5 ME5LA4	A903_80.4 S5 MX5LA4	340	A903_80.4 P160 BE160L4	A903_80.4 P160 BX160L4	341
19.7	6642	2.1	74.5	75000	A903_74.5 S5 ME5LA4	A903_74.5 S5 MX5LA4	340	A903_74.5 P160 BE160L4	A903_74.5 P160 BX160L4	341
20.3	6454	1.2	72.4	59100	A803_72.4 S5 ME5LA4	A803_72.4 S5 MX5LA4	337	A803_72.4 P160 BE160L4	A803_72.4 P160 BX160L4	338
21.4	6131	2.3	68.8	75000	A903_68.8 S5 ME5LA4	A903_68.8 S5 MX5LA4	340	A903_68.8 P160 BE160L4	A903_68.8 P160 BX160L4	341
22.0	5957	1.3	66.8	58300	A803_66.8 S5 ME5LA4	A803_66.8 S5 MX5LA4	337	A803_66.8 P160 BE160L4	A803_66.8 P160 BX160L4	338
24.6	5331	1.5	59.8	57500	A803_59.8 S5 ME5LA4	A803_59.8 S5 MX5LA4	337	A803_59.8 P160 BE160L4	A803_59.8 P160 BX160L4	338
24.7	5317	2.6	59.6	75000	A903_59.6 S5 ME5LA4	A903_59.6 S5 MX5LA4	340	A903_59.6 P160 BE160L4	A903_59.6 P160 BX160L4	341
25.5	5143	1.0	57.7	50000	A703_57.7 S5 ME5LA4	A703_57.7 S5 MX5LA4	334	A703_57.7 P160 BE160L4	A703_57.7 P160 BX160L4	335
26.6	4921	1.6	55.2	56700	A803_55.2 S5 ME5LA4	A803_55.2 S5 MX5LA4	337	A803_55.2 P160 BE160L4	A803_55.2 P160 BX160L4	338
26.7	4908	2.9	55.0	75000	A903_55.0 S5 ME5LA4	A903_55.0 S5 MX5LA4	340	A903_55.0 P160 BE160L4	A903_55.0 P160 BX160L4	341
27.6	4747	1.1	53.2	50000	A703_53.2 S5 ME5LA4	A703_53.2 S5 MX5LA4	334	A703_53.2 P160 BE160L4	A703_53.2 P160 BX160L4	335
30	4370	1.1	49.0	50000	A703_49.0 S5 ME5LA4	A703_49.0 S5 MX5LA4	334	A703_49.0 P160 BE160L4	A703_49.0 P160 BX160L4	335
30	4307	3.3	48.3	74900				A903_48.3 P160 BE160L4	A903_48.3 P160 BX160L4	341
31	4297	1.9	48.2	55500	A803_48.2 S5 ME5LA4	A803_48.2 S5 MX5LA4	337	A803_48.2 P160 BE160L4	A803_48.2 P160 BX160L4	338
33	4034	1.2	45.2	50000	A703_45.2 S5 ME5LA4	A703_45.2 S5 MX5LA4	334	A703_45.2 P160 BE160L4	A703_45.2 P160 BX160L4	335
33	3976	3.5	44.6	73500				A903_44.6 P160 BE160L4	A903_44.6 P160 BX160L4	341
33	3966	1.9	44.5	54700	A803_44.5 S5 ME5LA4	A803_44.5 S5 MX5LA4	337	A803_44.5 P160 BE160L4	A803_44.5 P160 BX160L4	338
38	3433	2.2	38.5	53200				A803_38.5 P160 BE160L4	A803_38.5 P160 BX160L4	338
38	3423	1.4	38.4	49900	A703_38.4 S5 ME5LA4	A703_38.4 S5 MX5LA4	334	A703_38.4 P160 BE160L4	A703_38.4 P160 BX160L4	335
41	3169	2.2	35.5	52300				A803_35.5 P160 BE160L4	A803_35.5 P160 BX160L4	338
41	3160	1.4	35.4	49100	A703_35.4 S5 ME5LA4	A703_35.4 S5 MX5LA4	334	A703_35.4 P160 BE160L4	A703_35.4 P160 BX160L4	335
43	3059	0.9	34.3	30000	A603_34.3 S5 ME5LA4	A603_34.3 S5 MX5LA4	330	A603_34.3 P160 BE160L4	A603_34.3 P160 BX160L4	331
46	2824	1.0	31.7	30000	A603_31.7 S5 ME5LA4	A603_31.7 S5 MX5LA4	330	A603_31.7 P160 BE160L4	A603_31.7 P160 BX160L4	331
48	2727	2.4	30.6	50800				A803_30.6 P160 BE160L4	A803_30.6 P160 BX160L4	338
49	2684	1.7	30.1	47600				A703_30.1 P160 BE160L4	A703_30.1 P160 BX160L4	335
52	2517	2.6	28.2	49900				A803_28.2 P160 BE160L4	A803_28.2 P160 BX160L4	338
53	2484	1.1	27.9	30000	A603_27.9 S5 ME5LA4	A603_27.9 S5 MX5LA4	330	A603_27.9 P160 BE160L4	A603_27.9 P160 BX160L4	331
53	2478	1.7	27.8	46700				A703_27.8 P160 BE160L4	A703_27.8 P160 BX160L4	335
57	2293	1.2	25.7	30000	A603_25.7 S5 ME5LA4	A603_25.7 S5 MX5LA4	330	A603_25.7 P160 BE160L4	A603_25.7 P160 BX160L4	331
62	2122	0.9	23.8	22600	A553_23.8 S5 ME5LA4	A553_23.8 S5 MX5LA4	326	A553_23.8 P160 BE160L4	A553_23.8 P160 BX160L4	327
63	2098	2.1	23.5	45100				A703_23.5 P160 BE160L4	A703_23.5 P160 BX160L4	335
69	1900	2.1	21.3	44100	A703_21.3 S5 ME5LA4	A703_21.3 S5 MX5LA4	334	A703_21.3 P160 BE160L4	A703_21.3 P160 BX160L4	335
70	1868	3.5	20.9	46600	A803_20.9 S5 ME5LA4	A803_20.9 S5 MX5LA4	337	A803_20.9 P160 BE160L4	A803_20.9 P160 BX160L4	338
71	1897	1.1	20.6	30000	A602_20.6 S5 ME5LA4	A602_20.6 S5 MX5LA4	330	A602_20.6 P160 BE160L4	A602_20.6 P160 BX160L4	331
75	1754	2.1	19.7	43300	A703_19.7 S5 ME5LA4	A703_19.7 S5 MX5LA4	334	A703_19.7 P160 BE160L4	A703_19.7 P160 BX160L4	335
76	1725	3.5	19.3	45700	A803_19.3 S5 ME5LA4	A803_19.3 S5 MX5LA4	337	A803_19.3 P160 BE160L4	A803_19.3 P160 BX160L4	338
76	1772	1.0	19.2	26800	A552_19.2 S5 ME5LA4	A552_19.2 S5 MX5LA4	326	A552_19.2 P160 BE160L4	A552_19.2 P160 BX160L4	327
88	1542	1.3	16.7	30000	A602_16.7 S5 ME5LA4	A602_16.7 S5 MX5LA4	330	A602_16.7 P160 BE160L4	A602_16.7 P160 BX160L4	331
88	1488	2.7	16.7	41600	A703_16.7 S5 ME5LA4	A703_16.7 S5 MX5LA4	334	A703_16.7 P160 BE160L4	A703_16.7 P160 BX160L4	335
94	1444	1.2	15.7	25700	A552_15.7 S5 ME5LA4	A552_15.7 S5 MX5LA4	326	A552_15.7 P160 BE160L4	A552_15.7 P160 BX160L4	327
95	1374	2.7	15.4	40800	A703_15.4 S5 ME5LA4	A703_15.4 S5 MX5LA4	334	A703_15.4 P160 BE160L4	A703_15.4 P160 BX160L4	335
112	1207	0.9	13.1	10500	A502_13.1 S5 ME5LA4	A502_13.1 S5 MX5LA4	322	A502_13.1 P160 BE160L4	A502_13.1 P160 BX160L4	323
112	1167	3.3	13.1	39200				A703_13.1 P160 BE160L4	A703_13.1 P160 BX160L4	335
112	1205	1.5	13.1	24700	A552_13.1 S5 ME5LA4	A552_13.1 S5 MX5LA4	326	A552_13.1 P160 BE160L4	A552_13.1 P160 BX160L4	327
116	1170	1.7	12.7	30000	A602_12.7 S5 ME5LA4	A602_12.7 S5 MX5LA4	330	A602_12.7 P160 BE160L4	A602_12.7 P160 BX160L4	331
122	1077	3.3	12.1	38400				A703_12.1 P160 BE160L4	A703_12.1 P160 BX160L4	335
142	954	1.9	10.4	23400	A552_10.4 S5 ME5LA4	A552_10.4 S5 MX5LA4	326	A552_10.4 P160 BE160L4	A552_10.4 P160 BX160L4	327
143	950	2.1	10.3	30000	A602_10.3 S5 ME5LA4	A602_10.3 S5 MX5LA4	330	A602_10.3 P160 BE160L4	A602_10.3 P160 BX160L4	331
151	897	1.1	9.7	10100	A502_9.7 S5 ME5LA4	A502_9.7 S5 MX5LA4	322	A502_9.7 P160 BE160L4	A502_9.7 P160 BX160L4	323
174	779	2.3	8.5	22200	A552_8.5 S5 ME5LA4	A552_8.5 S5 MX5LA4	326	A552_8.5 P160 BE160L4	A552_8.5 P160 BX160L4	327
187	724	2.8	7.9	28300	A602_7.9 S5 ME5LA4	A602_7.9 S5 MX5LA4	330	A602_7.9 P160 BE160L4	A602_7.9 P160 BX160L4	331

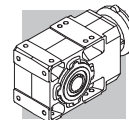


15 kW

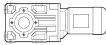

n ₂ min ⁻¹	M ₂ Nm	S	i	R _{n2} N			IEC			
					IE2	IE3			IE2	IE3
190	713	1.3	7.7	9750	A502_7.7 S5 ME5LA4	A502_7.7 S5 MX5LA4	322	A502_7.7 P160 BE160L4	A502_7.7 P160 BX160L4	323
229	591	2.9	6.4	20700	A552_6.4 S5 ME5LA4	A552_6.4 S5 MX5LA4	326	A552_6.4 P160 BE160L4	A552_6.4 P160 BX160L4	327
297	456	3.5	4.9	19400	A552_4.9 S5 ME5LA4	A552_4.9 S5 MX5LA4	326	A552_4.9 P160 BE160L4	A552_4.9 P160 BX160L4	327
302	446	1.8	9.7	8830	A502_9.7 S5 ME5SB2		322	A502_9.7 P160 BE160MB2		323
380	354	2.1	7.7	8350	A502_7.7 S5 ME5SB2		322	A502_7.7 P160 BE160MB2		323

18.5 kW

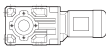

n ₂ min ⁻¹	M ₂ Nm	S	i	R _{n2} N			IEC		
					IE2	IE3			IE2
11.6	13830	1.0	126.6	75000			A903_126.6 P180 BE180M4	A903_126.6 P180 BX180M4	341
12.6	12766	1.1	116.9	75000			A903_116.9 P180 BE180M4	A903_116.9 P180 BX180M4	341
13.8	11665	1.2	106.8	75000			A903_106.8 P180 BE180M4	A903_106.8 P180 BX180M4	341
14.9	10767	1.3	98.6	75000			A903_98.6 P180 BE180M4	A903_98.6 P180 BX180M4	341
16.9	9508	1.5	87.1	75000			A903_87.1 P180 BE180M4	A903_87.1 P180 BX180M4	341
18.3	8777	1.6	80.4	75000			A903_80.4 P180 BE180M4	A903_80.4 P180 BX180M4	341
19.7	8133	1.7	74.5	75000			A903_74.5 P180 BE180M4	A903_74.5 P180 BX180M4	341
20.3	7903	1.0	72.4	55600			A803_72.4 P180 BE180M4	A803_72.4 P180 BX180M4	338
21.4	7508	1.9	68.8	75000			A903_68.8 P180 BE180M4	A903_68.8 P180 BX180M4	341
22.0	7295	1.1	66.8	55100			A803_66.8 P180 BE180M4	A803_66.8 P180 BX180M4	338
24.6	6528	1.2	59.8	54700			A803_59.8 P180 BE180M4	A803_59.8 P180 BX180M4	338
24.7	6510	2.2	59.6	75000			A903_59.6 P180 BE180M4	A903_59.6 P180 BX180M4	341
26.6	6026	1.3	55.2	54100			A803_55.2 P180 BE180M4	A803_55.2 P180 BX180M4	338
26.7	6009	2.3	55.0	74900			A903_55.0 P180 BE180M4	A903_55.0 P180 BX180M4	341
30	5351	0.9	49.0	49600			A703_49.0 P180 BE180M4	A703_49.0 P180 BX180M4	335
30	5274	2.7	48.3	73100			A903_48.3 P180 BE180M4	A903_48.3 P180 BX180M4	341
31	5262	1.5	48.2	53200			A803_48.2 P180 BE180M4	A803_48.2 P180 BX180M4	338
33	4939	1.0	45.2	49000			A703_45.2 P180 BE180M4	A703_45.2 P180 BX180M4	335
33	4869	2.9	44.6	71800			A903_44.6 P180 BE180M4	A903_44.6 P180 BX180M4	341
33	4857	1.5	44.5	52500			A803_44.5 P180 BE180M4	A803_44.5 P180 BX180M4	338
38	4238	3.3	38.8	69700			A903_38.8 P180 BE180M4	A903_38.8 P180 BX180M4	341
38	4204	1.8	38.5	51400			A803_38.5 P180 BE180M4	A803_38.5 P180 BX180M4	338
38	4191	1.2	38.4	48000			A703_38.4 P180 BE180M4	A703_38.4 P180 BX180M4	335
41	3912	3.5	35.8	68500			A903_35.8 P180 BE180M4	A903_35.8 P180 BX180M4	341
41	3881	1.8	35.5	50600			A803_35.5 P180 BE180M4	A803_35.5 P180 BX180M4	338
41	3869	1.2	35.4	47300			A703_35.4 P180 BE180M4	A703_35.4 P180 BX180M4	335
48	3339	1.9	30.6	49300			A803_30.6 P180 BE180M4	A803_30.6 P180 BX180M4	338
49	3287	1.4	30.1	46100			A703_30.1 P180 BE180M4	A703_30.1 P180 BX180M4	335
52	3082	2.1	28.2	48500			A803_28.2 P180 BE180M4	A803_28.2 P180 BX180M4	338
53	3042	0.9	27.9	30000			A603_27.9 P180 BE180M4	A603_27.9 P180 BX180M4	331
53	3034	1.4	27.8	45300			A703_27.8 P180 BE180M4	A703_27.8 P180 BX180M4	335
57	2808	1.0	25.7	30000			A603_25.7 P180 BE180M4	A603_25.7 P180 BX180M4	331
60	2675	2.5	24.5	47200			A803_24.5 P180 BE180M4	A803_24.5 P180 BX180M4	338
63	2568	1.7	23.5	43900			A703_23.5 P180 BE180M4	A703_23.5 P180 BX180M4	335
65	2470	2.5	22.6	46300			A803_22.6 P180 BE180M4	A803_22.6 P180 BX180M4	338
69	2326	1.7	21.3	43000			A703_21.3 P180 BE180M4	A703_21.3 P180 BX180M4	335
70	2288	2.9	20.9	45600			A803_20.9 P180 BE180M4	A803_20.9 P180 BX180M4	338
71	2323	0.9	20.6	30000			A602_20.6 P180 BE180M4	A602_20.6 P180 BX180M4	331
75	2147	1.7	19.7	42300			A703_19.7 P180 BE180M4	A703_19.7 P180 BX180M4	335
76	2112	2.9	19.3	44800			A803_19.3 P180 BE180M4	A803_19.3 P180 BX180M4	338
88	1888	1.1	16.7	30000			A602_16.7 P180 BE180M4	A602_16.7 P180 BX180M4	331
88	1822	2.2	16.7	40800			A703_16.7 P180 BE180M4	A703_16.7 P180 BX180M4	335
94	1769	1.0	15.7	25000			A552_15.7 P180 BE180M4	A552_15.7 P180 BX180M4	327
95	1682	2.2	15.4	40100			A703_15.4 P180 BE180M4	A703_15.4 P180 BX180M4	335

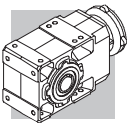


18.5 kW

n ₂ min-1	M ₂ Nm	S	i	R _{n2} N						
					IE2	IE3	IE2	IE3		
112	1429	2.7	13.1	38600			A703_13.1 P180 BE180M4	A703_13.1 P180 BX180M4	335	
112	1475	1.2	13.1	24100	A553_23.8 S5 ME5LA2	326	A552_13.1 P180 BE180M4	A552_13.1 P180 BX180M4	327	
116	1433	1.4	12.7	30000			A602_12.7 P180 BE180M4	A602_12.7 P180 BX180M4	331	
122	1319	2.7	12.1	37800			A703_12.1 P180 BE180M4	A703_12.1 P180 BX180M4	335	
124	1299	1.2	23.8	21600			A553_23.8 P160 BE160L2			327
142	1168	1.5	10.4	22900			A552_10.4 P180 BE180M4	A552_10.4 P180 BX180M4		327
143	1164	1.7	10.3	29900					A602_10.3 P180 BE180M4	A602_10.3 P180 BX180M4
144	1117	2.9	10.2	36300			A703_10.2 P180 BE180M4	A703_10.2 P180 BX180M4	335	
151	1098	0.9	9.7	9530			A502_9.7 P180 BE180M4	A502_9.7 P180 BX180M4	323	
156	1031	2.9	9.4	35600			A703_9.4 P180 BE180M4	A703_9.4 P180 BX180M4	335	
174	954	1.9	8.5	21900			A552_8.5 P180 BE180M4	A552_8.5 P180 BX180M4	327	
187	887	2.3	7.9	27900			A602_7.9 P180 BE180M4	A602_7.9 P180 BX180M4	331	
190	873	1.1	7.7	9260			A502_7.7 P180 BE180M4	A502_7.7 P180 BX180M4	323	
229	723	2.4	6.4	20400			A552_6.4 P180 BE180M4	A552_6.4 P180 BX180M4	327	
297	558	2.9	4.9	19100			A552_4.9 P180 BE180M4	A552_4.9 P180 BX180M4	327	
381	436	1.7	7.7	8100	A502_7.7 S5 ME5LA2	322	A502_7.7 P160 BE160L2		323	

22 kW

n ₂ min-1	M ₂ Nm	S	i	R _{n2} N					
					IE2	IE3	IE2	IE3	
12.6	15213	0.9	116.9	75000			A903_116.9 P180 BE180L4	A903_116.9 P180 BX180L4	341
13.8	13900	1.0	106.8	75000			A903_106.8 P180 BE180L4	A903_106.8 P180 BX180L4	341
14.9	12831	1.1	98.6	75000			A903_98.6 P180 BE180L4	A903_98.6 P180 BX180L4	341
16.9	11330	1.2	87.1	75000			A903_87.1 P180 BE180L4	A903_87.1 P180 BX180L4	341
18.3	10459	1.3	80.4	75000			A903_80.4 P180 BE180L4	A903_80.4 P180 BX180L4	341
19.7	9692	1.4	74.5	75000			A903_74.5 P180 BE180L4	A903_74.5 P180 BX180L4	341
21.4	8947	1.6	68.8	75000			A903_68.8 P180 BE180L4	A903_68.8 P180 BX180L4	341
22.0	8693	0.9	66.8	51900			A803_66.8 P180 BE180L4	A803_66.8 P180 BX180L4	338
24.6	7779	1.0	59.8	51800			A803_59.8 P180 BE180L4	A803_59.8 P180 BX180L4	338
24.7	7758	1.8	59.6	73800			A903_59.6 P180 BE180L4	A903_59.6 P180 BX180L4	341
26.6	7181	1.1	55.2	51400			A803_55.2 P180 BE180L4	A803_55.2 P180 BX180L4	338
26.7	7161	2.0	55.0	72700			A903_55.0 P180 BE180L4	A903_55.0 P180 BX180L4	341
30	6285	2.2	48.3	71100			A903_48.3 P180 BE180L4	A903_48.3 P180 BX180L4	341
31	6270	1.3	48.2	50900			A803_48.2 P180 BE180L4	A803_48.2 P180 BX180L4	338
33	5802	2.4	44.6	70000			A903_44.6 P180 BE180L4	A903_44.6 P180 BX180L4	341
33	5788	1.3	44.5	50300			A803_44.5 P180 BE180L4	A803_44.5 P180 BX180L4	338
38	5050	2.8	38.8	68100			A903_38.8 P180 BE180L4	A903_38.8 P180 BX180L4	341
38	5010	1.5	38.5	49500			A803_38.5 P180 BE180L4	A803_38.5 P180 BX180L4	338
38	4995	1.0	38.4	46000			A703_38.4 P180 BE180L4	A703_38.4 P180 BX180L4	335
41	4662	2.9	35.8	67000			A903_35.8 P180 BE180L4	A903_35.8 P180 BX180L4	341
41	4625	1.5	35.5	48900			A803_35.5 P180 BE180L4	A803_35.5 P180 BX180L4	338
41	4611	1.0	35.4	45500			A703_35.4 P180 BE180L4	A703_35.4 P180 BX180L4	335
47	4099	3.4	31.5	65200			A903_31.5 P180 BE180L4	A903_31.5 P180 BX180L4	341
48	3979	1.6	30.6	47800			A803_30.6 P180 BE180L4	A803_30.6 P180 BX180L4	338
49	3917	1.2	30.1	44500			A703_30.1 P180 BE180L4	A703_30.1 P180 BX180L4	335
51	3784	3.4	29.1	64000			A903_29.1 P180 BE180L4	A903_29.1 P180 BX180L4	341
52	3673	1.8	28.2	47100			A803_28.2 P180 BE180L4	A803_28.2 P180 BX180L4	338
53	3616	1.2	27.8	43900			A703_27.8 P180 BE180L4	A703_27.8 P180 BX180L4	335
60	3188	2.1	24.5	45900			A803_24.5 P180 BE180L4	A803_24.5 P180 BX180L4	338
63	3061	1.4	23.5	42700			A703_23.5 P180 BE180L4	A703_23.5 P180 BX180L4	335
65	2943	2.1	22.6	45200			A803_22.6 P180 BE180L4	A803_22.6 P180 BX180L4	338



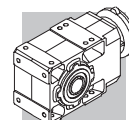
22 kW

n ₂ min ⁻¹	M ₂ Nm	S	i	R _{n2} N			IEC		
					IE2	IE3	IE2	IE3	
69	2772	1.4	21.3	41900			A703_21.3 P180 BE180L4	A703_21.3 P180 BX180L4	335
70	2726	2.4	20.9	44600			A803_20.9 P180 BE180L4	A803_20.9 P180 BX180L4	338
75	2559	1.4	19.7	41200			A703_19.7 P180 BE180L4	A703_19.7 P180 BX180L4	335
76	2516	2.4	19.3	43800			A803_19.3 P180 BE180L4	A803_19.3 P180 BX180L4	338
88	2178	3.0	16.7	42500			A803_16.7 P180 BE180L4	A803_16.7 P180 BX180L4	338
88	2250	0.9	16.7	30000			A602_16.7 P180 BE180L4	A602_16.7 P180 BX180L4	331
88	2172	1.8	16.7	39900			A703_16.7 P180 BE180L4	A703_16.7 P180 BX180L4	335
95	2011	3.0	15.5	41700			A803_15.5 P180 BE180L4	A803_15.5 P180 BX180L4	338
95	2005	1.8	15.4	39200			A703_15.4 P180 BE180L4	A703_15.4 P180 BX180L4	335
112	1703	2.3	13.1	37900			A703_13.1 P180 BE180L4	A703_13.1 P180 BX180L4	335
112	1758	1.0	13.1	23500			A552_13.1 P180 BE180L4	A552_13.1 P180 BX180L4	327
116	1708	1.2	12.7	30000			A602_12.7 P180 BE180L4	A602_12.7 P180 BX180L4	331
122	1572	2.3	12.1	37200			A703_12.1 P180 BE180L4	A703_12.1 P180 BX180L4	335
142	1392	1.3	10.4	22400			A552_10.4 P180 BE180L4	A552_10.4 P180 BX180L4	327
143	1387	1.4	10.3	29300			A602_10.3 P180 BE180L4	A602_10.3 P180 BX180L4	331
144	1331	2.4	10.2	35800			A703_10.2 P180 BE180L4	A703_10.2 P180 BX180L4	335
156	1228	2.4	9.4	35100			A703_9.4 P180 BE180L4	A703_9.4 P180 BX180L4	335
174	1137	1.6	8.5	21400			A552_8.5 P180 BE180L4	A552_8.5 P180 BX180L4	327
187	1057	1.9	7.9	27500			A602_7.9 P180 BE180L4	A602_7.9 P180 BX180L4	331
190	1040	0.9	7.7	8760			A502_7.7 P180 BE180L4	A502_7.7 P180 BX180L4	323
229	862	2.0	6.4	20100			A552_6.4 P180 BE180L4	A552_6.4 P180 BX180L4	327
297	665	2.4	4.9	18900			A552_4.9 P180 BE180L4	A552_4.9 P180 BX180L4	327

30 kW

n ₂ min ⁻¹	M ₂ Nm	S	i	R _{n2} N			IEC		
					IE...		IE2*	IE3	
16.8	15556	0.9	87.1	70100			A903_87.1 P200 IEC200L4	A903_87.1 P200 BX200LA4	341
18.2	14360	1.0	80.4	70000			A903_80.4 P200 IEC200L4	A903_80.4 P200 BX200LA4	341
19.6	13307	1.1	74.5	69700			A903_74.5 P200 IEC200L4	A903_74.5 P200 BX200LA4	341
21.2	12283	1.1	68.8	69200			A903_68.8 P200 IEC200L4	A903_68.8 P200 BX200LA4	341
24.5	10651	1.3	59.6	68500			A903_59.6 P200 IEC200L4	A903_59.6 P200 BX200LA4	341
26.5	9832	1.4	55.0	67800			A903_55.0 P200 IEC200L4	A903_55.0 P200 BX200LA4	341
30.0	8630	1.6	48.3	66900			A903_48.3 P200 IEC200L4	A903_48.3 P200 BX200LA4	341
30	8609	0.9	48.2	45700			A803_48.2 P200 IEC200L4	A803_48.2 P200 BX200LA4	338
33	7966	1.8	44.6	66000			A903_44.6 P200 IEC200L4	A903_44.6 P200 BX200LA4	341
33	7946	0.9	44.5	45500			A803_44.5 P200 IEC200L4	A803_44.5 P200 BX200LA4	338
38	6934	2.0	38.8	64700			A903_38.8 P200 IEC200L4	A903_38.8 P200 BX200LA4	341
38	6879	1.1	38.5	45300			A803_38.5 P200 IEC200L4	A803_38.5 P200 BX200LA4	338
41	6400	2.1	35.8	63800			A903_35.8 P200 IEC200L4	A903_35.8 P200 BX200LA4	341
41	6349	1.1	35.5	45000			A803_35.5 P200 IEC200L4	A803_35.5 P200 BX200LA4	338
46	5628	2.5	31.5	62400			A903_31.5 P200 IEC200L4	A903_31.5 P200 BX200LA4	341
48	5463	1.2	30.6	44500			A803_30.6 P200 IEC200L4	A803_30.6 P200 BX200LA4	338
50	5195	2.5	29.1	61400			A903_29.1 P200 IEC200L4	A903_29.1 P200 BX200LA4	341
52	5043	1.3	28.2	44000			A803_28.2 P200 IEC200L4	A803_28.2 P200 BX200LA4	338
60	4377	1.5	24.5	43300			A803_24.5 P200 IEC200L4	A803_24.5 P200 BX200LA4	338
61	4307	3.1	24.1	59200			A903_24.1 P200 IEC200L4	A903_24.1 P200 BX200LA4	341
62	4202	1.0	23.5	40100			A703_23.5 P200 IEC200L4	A703_23.5 P200 BX200LA4	335
65	4041	1.5	22.6	42700			A803_22.6 P200 IEC200L4	A803_22.6 P200 BX200LA4	338
66	3976	3.1	22.3	58200			A903_22.3 P200 IEC200L4	A903_22.3 P200 BX200LA4	341
70	3752	3.3	21.0	57500			A903_21.0 P200 IEC200L4	A903_21.0 P200 BX200LA4	341
70	3743	1.7	20.9	42300			A803_20.9 P200 IEC200L4	A803_20.9 P200 BX200LA4	338

*I dati tecnici riportati sono da considerarsi indicativi, le configurazioni dovrebbero trovare riscontro presso i produttori dei motori elettrici per le potenze superiori ai 22 kW.



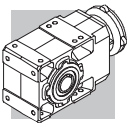
30 kW

n ₂ min-1	M ₂ Nm	S	i	R _{n2} N				
					IE...	IE2*	IE3	
75	3463	3.3	19.4	56500		A903_19.4 P200 IEC200L4	A903_19.4 P200 BX200LA4	341
75	3455	1.8	19.3	41700		A803_19.3 P200 IEC200L4	A803_19.3 P200 BX200LA4	338
87	2991	2.2	16.7	40700		A803_16.7 P200 IEC200L4	A803_16.7 P200 BX200LA4	338
87	2982	1.3	16.7	38100		A703_16.7 P200 IEC200L4	A703_16.7 P200 BX200LA4	335
94	2761	2.2	15.5	40000		A803_15.5 P200 IEC200L4	A803_15.5 P200 BX200LA4	338
95	2752	1.3	15.4	37500		A703_15.4 P200 IEC200L4	A703_15.4 P200 BX200LA4	335
110	2375	2.8	13.3	38900		A803_13.3 P200 IEC200L4	A803_13.3 P200 BX200LA4	338
112	2338	1.6	13.1	36400		A703_13.1 P200 IEC200L4	A703_13.1 P200 BX200LA4	335
119	2192	2.8	12.3	38200		A803_12.3 P200 IEC200L4	A803_12.3 P200 BX200LA4	338
121	2158	1.6	12.1	35800		A703_12.1 P200 IEC200L4	A703_12.1 P200 BX200LA4	335
125	2094	1.7	23.5	35600		A703_23.5 P200 IEC200LA2	A703_23.5 P200 IEC200LA2	335
137	1903	3.4	10.7	37100		A803_10.7 P200 IEC200L4	A803_10.7 P200 BX200LA4	338
143	1827	1.8	10.2	34600		A703_10.2 P200 IEC200L4	A703_10.2 P200 BX200LA4	335
148	1757	3.4	9.8	36500		A803_9.8 P200 IEC200L4	A803_9.8 P200 BX200LA4	338
155	1687	1.8	9.4	34000		A703_9.4 P200 IEC200L4	A703_9.4 P200 BX200LA4	335
176	1486	2.3	16.7	33100		A703_16.7 P200 IEC200LA2	A703_16.7 P200 IEC200LA2	335
190	1371	2.3	15.4	32500		A703_15.4 P200 IEC200LA2	A703_15.4 P200 IEC200LA2	335
224	1165	2.7	13.1	31300		A703_13.1 P200 IEC200LA2	A703_13.1 P200 IEC200LA2	335
243	1075	2.7	12.1	30600		A703_12.1 P200 IEC200LA2	A703_12.1 P200 IEC200LA2	335
287	910	3.2	10.2	29400		A703_10.2 P200 IEC200LA2	A703_10.2 P200 IEC200LA2	335
310	840	3.2	9.4	28800		A703_9.4 P200 IEC200LA2	A703_9.4 P200 IEC200LA2	335

37 kW

n ₂ min-1	M ₂ Nm	S	i	R _{n2} N				
					IE...	IE2*	IE3	
21.5	14945	0.9	68.8	63900		A903_68.8 P225 IEC225S4	A903_68.8 P225 BX225SA4	341
24.8	12959	1.1	59.6	63900		A903_59.6 P225 IEC225S4	A903_59.6 P225 BX225SA4	341
26.9	11962	1.2	55.0	63600		A903_55.0 P225 IEC225S4	A903_55.0 P225 BX225SA4	341
31	10499	1.3	48.3	63100		A903_48.3 P225 IEC225S4	A903_48.3 P225 BX225SA4	341
33	9692	1.4	44.6	62500		A903_44.6 P225 IEC225S4	A903_44.6 P225 BX225SA4	341
38	8436	1.7	38.8	61700		A903_38.8 P225 IEC225S4	A903_38.8 P225 BX225SA4	341
38	8369	0.9	38.5	41700		A803_38.5 P225 IEC225S4	A803_38.5 P225 BX225SA4	338
41	7787	1.8	35.8	61000		A903_35.8 P225 IEC225S4	A903_35.8 P225 BX225SA4	341
42	7725	0.9	35.5	41600		A803_35.5 P225 IEC225S4	A803_35.5 P225 BX225SA4	338
47	6847	2.0	31.5	59900		A903_31.5 P225 IEC225S4	A903_31.5 P225 BX225SA4	341
48	6647	1.0	30.6	41600		A803_30.6 P225 IEC225S4	A803_30.6 P225 BX225SA4	338
51	6321	2.1	29.1	59100		A903_29.1 P225 IEC225S4	A903_29.1 P225 BX225SA4	341
52	6135	1.1	28.2	41300		A803_28.2 P225 IEC225S4	A803_28.2 P225 BX225SA4	338
60	5326	1.3	24.5	40900		A803_24.5 P225 IEC225S4	A803_24.5 P225 BX225SA4	338
61	5241	2.5	24.1	57300		A903_24.1 P225 IEC225S4	A903_24.1 P225 BX225SA4	341
65	4916	1.3	22.6	40500		A803_22.6 P225 IEC225S4	A803_22.6 P225 BX225SA4	338
67	4837	2.5	22.3	56400		A903_22.3 P225 IEC225S4	A903_22.3 P225 BX225SA4	341
70	4565	2.7	21.0	55900		A903_21.0 P225 IEC225S4	A903_21.0 P225 BX225SA4	341
71	4554	1.4	20.9	40300		A803_20.9 P225 IEC225S4	A803_20.9 P225 BX225SA4	338
76	4214	2.7	19.4	54900		A903_19.4 P225 IEC225S4	A903_19.4 P225 BX225SA4	341
77	4204	1.4	19.3	39800		A803_19.3 P225 IEC225S4	A803_19.3 P225 BX225SA4	338
88	3668	3.2	16.9	53400		A903_16.9 P225 IEC225S4	A903_16.9 P225 BX225SA4	341
88	3639	1.8	16.7	39100		A803_16.7 P225 IEC225S4	A803_16.7 P225 BX225SA4	338
95	3386	3.2	15.6	52500		A903_15.6 P225 IEC225S4	A903_15.6 P225 BX225SA4	341
96	3359	1.8	15.5	38500		A803_15.5 P225 IEC225S4	A803_15.5 P225 BX225SA4	338
111	2890	2.3	13.3	37600		A803_13.3 P225 IEC225S4	A803_13.3 P225 BX225SA4	338
121	2667	2.3	12.3	37000		A803_12.3 P225 IEC225S4	A803_12.3 P225 BX225SA4	338
139	2316	2.8	10.7	36100		A803_10.7 P225 IEC225S4	A803_10.7 P225 BX225SA4	338
151	2137	2.8	9.8	35500		A803_9.8 P225 IEC225S4	A803_9.8 P225 BX225SA4	338

*I dati tecnici riportati sono da considerarsi indicativi, le configurazioni dovrebbero trovare riscontro presso i produttori dei motori elettrici per le potenze superiori ai 22 kW.



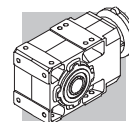
45 kW

n ₂ min ⁻¹	M ₂ Nm	S	i	R _{n2} N	 IE...		IEC		
					IE2*	IE3			
26.9	14549	1.0	55.0	58700			A903_55.0 P225 IEC225M4	A903_55.0 P225 BX225SB4	341
31	12769	1.1	48.3	58900			A903_48.3 P225 IEC225M4	A903_48.3 P225 BX225SB4	341
33	11787	1.2	44.6	58600			A903_44.6 P225 IEC225M4	A903_44.6 P225 BX225SB4	341
38	10260	1.4	38.8	58300			A903_38.8 P225 IEC225M4	A903_38.8 P225 BX225SB4	341
41	9471	1.5	35.8	57800			A903_35.8 P225 IEC225M4	A903_35.8 P225 BX225SB4	341
47	8328	1.7	31.5	57200			A903_31.5 P225 IEC225M4	A903_31.5 P225 BX225SB4	341
51	7687	1.7	29.1	56600			A903_29.1 P225 IEC225M4	A903_29.1 P225 BX225SB4	341
60	6477	1.0	24.5	38300			A803_24.5 P225 IEC225M4	A803_24.5 P225 BX225SB4	338
61	6374	2.1	24.1	55200			A903_24.1 P225 IEC225M4	A903_24.1 P225 BX225SB4	341
65	5979	1.0	22.6	38100			A803_22.6 P225 IEC225M4	A803_22.6 P225 BX225SB4	338
67	5883	2.1	22.3	54500			A903_22.3 P225 IEC225M4	A903_22.3 P225 BX225SB4	341
70	5552	2.2	21.0	54000			A903_21.0 P225 IEC225M4	A903_21.0 P225 BX225SB4	341
71	5539	1.2	20.9	38000			A803_20.9 P225 IEC225M4	A803_20.9 P225 BX225SB4	338
76	5125	2.3	19.4	53200			A903_19.4 P225 IEC225M4	A903_19.4 P225 BX225SB4	341
77	5112	1.2	19.3	37700			A803_19.3 P225 IEC225M4	A803_19.3 P225 BX225SB4	338
88	4461	2.7	16.9	52000			A903_16.9 P225 IEC225M4	A903_16.9 P225 BX225SB4	341
88	4425	1.5	16.7	37300			A803_16.7 P225 IEC225M4	A803_16.7 P225 BX225SB4	338
95	4118	2.7	15.6	51100			A903_15.6 P225 IEC225M4	A903_15.6 P225 BX225SB4	341
96	4085	1.5	15.5	36900			A803_15.5 P225 IEC225M4	A803_15.5 P225 BX225SB4	338
108	3621	3.1	13.7	49900			A903_13.7 P225 IEC225M4	A903_13.7 P225 BX225SB4	341
111	3515	1.9	13.3	36200			A803_13.3 P225 IEC225M4	A803_13.3 P225 BX225SB4	338
117	3342	3.1	12.6	49000			A903_12.6 P225 IEC225M4	A903_12.6 P225 BX225SB4	341
121	3244	1.9	12.3	35700			A803_12.3 P225 IEC225M4	A803_12.3 P225 BX225SB4	338
139	2816	2.3	10.7	34900			A803_10.7 P225 IEC225M4	A803_10.7 P225 BX225SB4	338
141	2771	3.5	10.5	47100			A903_10.5 P225 IEC225M4	A903_10.5 P225 BX225SB4	341
151	2600	2.3	9.8	34400			A803_9.8 P225 IEC225M4	A803_9.8 P225 BX225SB4	338
153	2558	3.5	9.7	46200			A903_9.7 P225 IEC225M4	A903_9.7 P225 BX225SB4	341

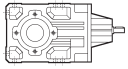

55 kW

n ₂ min ⁻¹	M ₂ Nm	S	i	R _{n2} N	 IE...		IEC		
					IE2*	IE3			
33	14406	1.0	44.6	53900			A903_44.6 P250 IEC250M4	A903_44.6 P250 BX250MA4	341
38	12540	1.1	38.8	54100			A903_38.8 P250 IEC250M4	A903_38.8 P250 BX250MA4	341
41	11575	1.2	35.8	54000			A903_35.8 P250 IEC250M4	A903_35.8 P250 BX250MA4	341
47	10179	1.4	31.5	53800			A903_31.5 P250 IEC250M4	A903_31.5 P250 BX250MA4	341
51	9396	1.4	29.1	53400			A903_29.1 P250 IEC250M4	A903_29.1 P250 BX250MA4	341
61	7790	1.7	24.1	52600			A903_24.1 P250 IEC250M4	A903_24.1 P250 BX250MA4	341
67	7191	1.7	22.3	52000			A903_22.3 P250 IEC250M4	A903_22.3 P250 BX250MA4	341
70	6786	1.8	21.0	51700			A903_21.0 P250 IEC250M4	A903_21.0 P250 BX250MA4	341
76	6264	1.8	19.4	51100			A903_19.4 P250 IEC250M4	A903_19.4 P250 BX250MA4	341
88	5452	2.2	16.9	50100			A903_16.9 P250 IEC250M4	A903_16.9 P250 BX250MA4	341
95	5033	2.2	15.6	49400			A903_15.6 P250 IEC250M4	A903_15.6 P250 BX250MA4	341
108	4425	2.5	13.7	48400			A903_13.7 P250 IEC250M4	A903_13.7 P250 BX250MA4	341
117	4085	2.6	12.6	47600			A903_12.6 P250 IEC250M4	A903_12.6 P250 BX250MA4	341
141	3387	2.9	10.5	45900			A903_10.5 P250 IEC250M4	A903_10.5 P250 BX250MA4	341
153	3126	2.9	9.7	45100			A903_9.7 P250 IEC250M4	A903_9.7 P250 BX250MA4	341

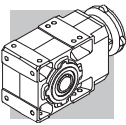
*I dati tecnici riportati sono da considerarsi indicativi, le configurazioni dovrebbero trovare riscontro presso i produttori dei motori elettrici per le potenze superiori ai 22 kW.



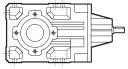

A 10 **150 Nm**

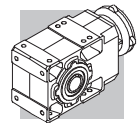
	i	n ₁ = 2800 min ⁻¹					n ₁ = 1400 min ⁻¹					
		n ₂ min ⁻¹	M _{n2} Nm	P _{n1} kW	R _{n1} N	R _{n2} N	n ₂ min ⁻¹	M _{n2} Nm	P _{n1} kW	R _{n1} N	R _{n2} N	
A 10 2_5.5	5.5	512	73	4.2	—	1830	256	73	2.1	960	2460	303
A 10 2_6.3	6.3	442	80	3.9	—	1900	221	80	2.0	830	2560	
A 10 2_7.2	7.2	388	92	4.0	—	1910	194	93	2.0	630	2600	
A 10 2_8.5	8.5	329	92	3.4	—	2060	164	93	1.7	720	2790	
A 10 2_9.6	9.6	291	102	3.3	—	2090	146	128	2.1	—	2650	
A 10 2_10.6	10.6	265	125	3.7	540	2010	133	150	2.2	810	2590	
A 10 2_12.3	12.3	228	110	2.8	—	2280	114	138	1.7	—	2880	
A 10 2_13.9	13.9	201	135	3.0	620	2220	101	150	1.7	1080	2960	
A 10 2_16.4	16.4	170	140	2.7	610	2370	85	150	1.4	1140	3200	
A 10 2_18.6	18.6	151	147	2.5	650	2460	75	150	1.3	1180	3380	
A 10 2_21.4	21.4	131	150	2.2	650	2610	66	150	1.1	1200	3600	
A 10 2_23.8	23.8	118	150	2.0	750	2750	59	150	0.98	1220	3780	
A 10 2_25.5	25.5	110	150	1.8	750	2840	55	150	0.92	1220	3900	
A 10 2_28.6	28.6	98	150	1.6	830	3000	49	150	0.82	1250	4100	
A 10 2_32.2	32.2	87	150	1.5	880	3170	43	150	0.73	1270	4310	
A 10 2_35.1	35.1	80	150	1.3	880	3300	40	150	0.67	1270	4470	
A 10 2_40.9	40.9	69	150	1.1	910	3530	34	150	0.57	1300	4770	
A 10 2_45.4	45.4	62	150	1.0	910	3700	31	150	0.52	1300	4980	
A 10 2_51.3	51.3	55	150	0.91	910	3910	27.3	150	0.46	1290	5240	
A 10 2_58.6	58.6	48	150	0.80	920	4140	23.9	150	0.40	1300	5500	
A 10 2_65.9	65.9	42	150	0.71	920	4360	21.2	150	0.35	1300	5500	
A 10 2_76.4	76.4	37	150	0.61	930	4640	18.3	150	0.31	1300	5500	
A 10 2_91.6	91.6	31	130	0.44	1020	5160	15.3	130	0.22	1300	5500	

(—) Interpellare il ns. servizio tecnico comunicando i dati relativi al carico radiale (senso di rotazione, orientamento, posizione)

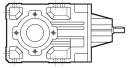



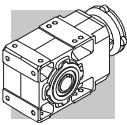
A 10 150 Nm

	i	n ₁ = 900 min ⁻¹					n ₁ = 500 min ⁻¹					
		n ₂ min ⁻¹	M _{n2} Nm	P _{n1} kW	R _{n1} N	R _{n2} N	n ₂ min ⁻¹	M _{n2} Nm	P _{n1} kW	R _{n1} N	R _{n2} N	
A 10 2_5.5	5.5	165	73	1.3	1300	2950	91	73	0.74	1300	3720	303
A 10 2_6.3	6.3	142	80	1.3	1300	3070	79	80	0.70	1300	4100	
A 10 2_7.2	7.2	125	93	1.3	1160	3130	69	93	0.72	1300	3970	
A 10 2_8.5	8.5	106	95	1.1	1200	3330	59	110	0.72	1300	4100	
A 10 2_9.6	9.6	94	128	1.3	500	3230	52	128	0.74	1300	4160	
A 10 2_10.6	10.6	85	150	1.4	1300	3200	47	150	0.79	1300	4160	
A 10 2_12.3	12.3	73	150	1.2	180	3420	41	150	0.68	1030	4430	
A 10 2_13.9	13.9	65	150	1.1	1300	3630	36	150	0.60	1300	4680	
A 10 2_16.4	16.4	55	150	0.91	1300	3900	30	150	0.51	1300	5010	
A 10 2_18.6	18.6	48	150	0.81	1300	4120	26.9	150	0.45	1300	5270	
A 10 2_21.4	21.4	42	150	0.70	1300	4370	23.4	150	0.39	1300	5500	
A 10 2_23.8	23.8	38	150	0.63	1300	4570	21.0	150	0.35	1300	5500	
A 10 2_25.5	25.5	35	150	0.59	1300	4710	19.6	150	0.33	1300	5500	
A 10 2_28.6	28.6	31	150	0.53	1300	4940	17.5	150	0.29	1300	5500	
A 10 2_32.2	32.2	28.0	150	0.47	1300	5190	15.5	150	0.26	1300	5500	
A 10 2_35.1	35.1	25.6	150	0.43	1300	5380	14.2	150	0.24	1300	5500	
A 10 2_40.9	40.9	22.0	150	0.37	1300	5500	12.2	150	0.20	1300	5500	
A 10 2_45.4	45.4	19.8	150	0.33	1300	5500	11.0	150	0.18	1300	5500	
A 10 2_51.3	51.3	17.6	150	0.29	1300	5500	9.8	150	0.16	1300	5500	
A 10 2_58.6	58.6	15.4	150	0.26	1300	5500	8.5	150	0.14	1300	5500	
A 10 2_65.9	65.9	13.7	150	0.23	1300	5500	7.6	150	0.13	1300	5500	
A 10 2_76.4	76.4	11.8	150	0.20	1300	5500	6.5	150	0.11	1300	5500	
A 10 2_91.6	91.6	9.8	130	0.14	1300	5500	5.5	130	0.08	1300	5500	

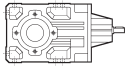



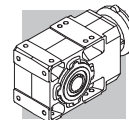
A 20 250 Nm

	i	n ₁ = 2800 min ⁻¹					n ₁ = 1400 min ⁻¹					
		n ₂ min ⁻¹	M _{n2} Nm	P _{n1} kW	R _{n1} N	R _{n2} N	n ₂ min ⁻¹	M _{n2} Nm	P _{n1} kW	R _{n1} N	R _{n2} N	
A 20 2_5.4	5.4	523	96	5.6	610	1910	262	121	3.5	770	2400	307
A 20 2_6.5	6.5	428	107	5.1	490	2010	214	135	3.2	610	2530	
A 20 2_7.3	7.3	384	113	4.8	510	2070	192	143	3.1	630	2600	
A 20 2_8.4	8.4	334	116	4.3	510	2180	167	146	2.7	650	2750	
A 20 2_9.4	9.4	299	122	4.1	530	2260	149	154	2.6	660	2840	
A 20 2_10.3	10.3	271	183	5.5	650	1970	135	225	3.4	890	2520	
A 20 2_12.0	12.0	234	128	3.3	550	2280	117	161	2.1	690	3120	
A 20 2_14.1	14.1	199	199	4.4	750	2210	99	245	2.7	960	2820	
A 20 2_16.2	16.2	173	209	4.0	700	2310	87	250	2.4	1040	2990	
A 20 2_18.1	18.1	155	216	3.7	760	2400	77	250	2.2	1210	3170	
A 20 2_21.2	21.2	132	226	3.3	710	2540	66	250	1.8	1290	3430	
A 20 2_23.1	23.1	121	232	3.1	710	2620	61	250	1.7	1360	3580	
A 20 2_26.5	26.5	106	241	2.8	660	2750	53	250	1.5	1410	3820	
A 20 2_29.2	29.2	96	249	2.7	670	2850	48	250	1.3	1510	4000	
A 20 2_31.3	31.3	89	250	2.5	660	2940	45	250	1.2	1510	4130	
A 20 2_35.4	35.4	79	250	2.2	800	3140	40	250	1.1	1650	4380	
A 20 2_39.6	39.6	71	250	2.0	880	3320	35	250	0.98	1710	4600	
A 20 2_43.2	43.2	65	250	1.8	880	3460	32	250	0.90	1710	4790	
A 20 2_48.3	48.3	58	250	1.6	920	3650	29.0	250	0.81	1720	5030	
A 20 2_53.7	53.7	52	250	1.5	920	3840	26.1	250	0.73	1720	5270	
A 20 2_63.1	63.1	44	245	1.2	1040	4180	22.2	245	0.61	1740	5680	
A 20 2_71.0	71.0	39	210	0.92	1360	4640	19.7	210	0.46	1790	6200	
A 20 2_79.9	79.9	35	210	0.82	1360	4880	17.5	210	0.41	1790	6200	
A 20 2_92.3	92.3	30	200	0.68	1380	5250	15.2	200	0.34	1810	6200	
A 20 3_109.2	109.2	25.6	165	0.49	1180	5900	12.8	205	0.30	1300	6200	
A 20 3_120.5	120.5	23.2	168	0.45	1130	6110	11.6	210	0.28	1300	6200	
A 20 3_129.1	129.1	21.7	175	0.44	1210	6200	10.8	215	0.27	1300	6200	
A 20 3_146.1	146.1	19.2	183	0.40	1160	6200	9.6	230	0.25	1300	6200	
A 20 3_163.4	163.4	17.1	190	0.37	1240	6200	8.6	235	0.23	1300	6200	
A 20 3_178.3	178.3	15.7	195	0.35	1200	6200	7.9	245	0.22	1300	6200	
A 20 3_199.2	199.2	14.1	200	0.32	1270	6200	7.0	250	0.20	1300	6200	
A 20 3_221.3	221.3	12.7	203	0.30	1240	6200	6.3	250	0.18	1300	6200	
A 20 3_260.5	260.5	10.8	214	0.26	1270	6200	5.4	250	0.15	1300	6200	
A 20 3_292.8	292.8	9.6	218	0.24	1300	6200	4.8	250	0.14	1300	6200	
A 20 3_329.4	329.4	8.5	221	0.22	1300	6200	4.3	250	0.12	1300	6200	
A 20 3_380.9	380.9	7.4	226	0.19	1300	6200	3.7	250	0.11	1300	6200	

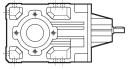



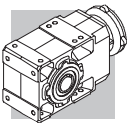
A 20 250 Nm

	i	$n_1 = 900 \text{ min}^{-1}$					$n_1 = 500 \text{ min}^{-1}$					
		n_2 min ⁻¹	M_{n2} Nm	P_{n1} kW	R_{n1} N	R_{n2} N	n_2 min ⁻¹	M_{n2} Nm	P_{n1} kW	R_{n1} N	R_{n2} N	
A 20 2_5.4	5.4	168	140	2.6	900	2780	93	170	1.8	1100	3390	307
A 20 2_6.5	6.5	138	156	2.4	720	2930	76	190	1.6	860	3570	
A 20 2_7.3	7.3	123	165	2.3	740	3020	69	201	1.5	890	3670	
A 20 2_8.4	8.4	108	170	2.0	730	3180	60	206	1.4	910	3870	
A 20 2_9.4	9.4	96	179	1.9	760	3290	53	210	1.2	1090	4050	
A 20 2_10.3	10.3	87	250	2.4	1190	2990	48	250	1.3	2200	3980	
A 20 2_12.0	12.0	75	187	1.6	790	2990	42	210	0.98	1336	4510	
A 20 2_14.1	14.1	64	250	1.8	1610	3490	36	250	0.99	2200	4590	
A 20 2_16.2	16.2	56	250	1.6	1690	3730	31	250	0.86	2200	4880	
A 20 2_18.1	18.1	50	250	1.4	1860	3930	27.6	250	0.77	2200	5140	
A 20 2_21.2	21.2	42	250	1.2	1940	4230	23.6	250	0.66	2200	5500	
A 20 2_23.1	23.1	39	250	1.1	1970	4400	21.6	250	0.60	2200	5710	
A 20 2_26.5	26.5	34	250	0.95	1980	4680	18.9	250	0.53	2200	6050	
A 20 2_29.2	29.2	31	250	0.86	2000	4890	17.1	250	0.48	2200	6200	
A 20 2_31.3	31.3	28.7	250	0.80	2000	5040	16.0	250	0.44	2200	6200	
A 20 2_35.4	35.4	25.4	250	0.71	2020	5330	14.1	250	0.39	2200	6200	
A 20 2_39.6	39.6	22.7	250	0.63	2040	5590	12.6	250	0.35	2200	6200	
A 20 2_43.2	43.2	20.8	250	0.58	2040	5800	11.6	250	0.32	2200	6200	
A 20 2_48.3	48.3	18.6	250	0.52	2040	6080	10.4	250	0.29	2200	6200	
A 20 2_53.7	53.7	16.8	250	0.47	2050	6200	9.3	250	0.26	2200	6200	
A 20 2_63.1	63.1	14.3	245	0.39	2060	6200	7.9	245	0.22	2200	6200	
A 20 2_71.0	71.0	12.7	210	0.30	2120	6200	7.0	210	0.16	2200	6200	
A 20 2_79.9	79.9	11.3	210	0.26	2120	6200	6.3	210	0.15	2200	6200	
A 20 2_92.3	92.3	9.7	200	0.22	2140	6200	5.4	200	0.12	2200	6200	
A 20 3_109.2	109.2	8.2	240	0.23	1300	6200	4.6	250	0.13	1300	6200	
A 20 3_120.5	120.5	7.5	245	0.21	1300	6200	4.1	250	0.12	1300	6200	
A 20 3_129.1	129.1	7.0	250	0.20	1300	6200	3.9	250	0.11	1300	6200	
A 20 3_146.1	146.1	6.2	250	0.18	1300	6200	3.4	250	0.10	1300	6200	
A 20 3_163.4	163.4	5.5	250	0.16	1300	6200	3.1	250	0.09	1300	6200	
A 20 3_178.3	178.3	5.0	250	0.15	1300	6200	2.8	250	0.08	1300	6200	
A 20 3_199.2	199.2	4.5	250	0.13	1300	6200	2.5	250	0.07	1300	6200	
A 20 3_221.3	221.3	4.1	250	0.12	1300	6200	2.3	250	0.06	1300	6200	
A 20 3_260.5	260.5	3.5	250	0.10	1300	6200	1.9	250	0.06	1300	6200	
A 20 3_292.8	292.8	3.1	250	0.09	1300	6200	1.7	250	0.05	1300	6200	
A 20 3_329.4	329.4	2.7	250	0.08	1300	6200	1.5	250	0.04	1300	6200	
A 20 3_380.9	380.9	2.4	250	0.07	1300	6200	1.3	250	0.04	1300	6200	

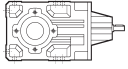



A 30 410 Nm

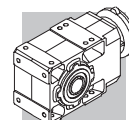
	i	n ₁ = 2800 min ⁻¹					n ₁ = 1400 min ⁻¹					
		n ₂ min ⁻¹	M _{n2} Nm	P _{n1} kW	R _{n1} N	R _{n2} N	n ₂ min ⁻¹	M _{n2} Nm	P _{n1} kW	R _{n1} N	R _{n2} N	
A 30 2_5.4	5.4	517	175	10.1	1130	2480	259	220	6.3	1430	3130	311
A 30 2_6.4	6.4	437	185	9.0	1120	2630	218	230	5.6	1470	3330	
A 30 2_7.0	7.0	399	194	8.6	1140	2690	199	245	5.4	1430	3380	
A 30 2_8.5	8.5	331	200	7.4	1220	2900	165	250	4.6	1570	3660	
A 30 2_9.3	9.3	301	214	7.2	1140	2950	150	270	4.5	1440	3710	
A 30 2_10.5	10.5	268	278	8.3	1800	2770	134	340	5.1	2200	3550	
A 30 2_11.8	11.8	238	230	6.1	1130	3200	119	290	3.8	1420	4030	
A 30 2_13.6	13.6	206	301	6.9	1830	3030	103	370	4.3	2200	3870	
A 30 2_16.3	16.3	171	318	6.1	1830	3240	86	385	3.7	2200	4170	
A 30 2_18.0	18.0	156	327	5.7	1840	3350	78	400	3.5	2200	4290	
A 30 2_20.5	20.5	136	340	5.2	1830	3510	68	410	3.1	2200	4530	
A 30 2_22.8	22.8	123	351	4.8	1850	3640	62	410	2.8	2200	4770	
A 30 2_26.5	26.5	106	367	4.3	1840	3850	53	410	2.4	2200	5150	
A 30 2_29.3	29.3	96	378	4.0	1847	3980	48	410	2.2	2200	5400	
A 30 2_33.4	33.4	84	393	3.7	1840	4170	42	410	1.9	2200	5750	
A 30 2_36.6	36.6	76	404	3.4	1840	4310	38	410	1.7	2200	6010	
A 30 2_39.3	39.3	71	410	3.3	1810	4430	36	410	1.6	2200	6200	
A 30 2_43.4	43.4	64	410	2.9	1850	4660	32	410	1.5	2200	6490	
A 30 2_48.3	48.3	58	410	2.6	1860	4920	29.0	410	1.3	2200	6810	
A 30 2_52.7	52.7	53	410	2.4	1860	5130	26.6	410	1.2	2200	7080	
A 30 2_59.4	59.4	47	400	2.1	1890	5500	23.6	400	1.0	2200	7530	
A 30 2_66.0	66.0	42	390	1.8	1900	5840	21.2	390	0.92	2200	7940	
A 30 2_76.5	76.5	37	350	1.4	1950	6480	18.3	350	0.71	2200	8690	
A 30 2_86.7	86.7	32	320	1.2	2000	7010	16.2	320	0.58	2200	9310	
A 30 2_97.5	97.5	28.7	300	0.96	2020	7480	14.4	300	0.48	2200	9600	
A 30 3_109.1	109.1	25.7	240	0.71	1300	8240	12.8	300	0.44	1300	9600	
A 30 3_120.5	120.5	23.2	243	0.65	1120	8540	11.6	300	0.40	1300	9600	
A 30 3_137.4	137.4	20.4	250	0.59	1300	8950	10.2	315	0.37	1300	9600	
A 30 3_150.7	150.7	18.6	261	0.56	1170	9210	9.3	330	0.35	1300	9600	
A 30 3_161.4	161.4	17.3	270	0.54	1300	9410	8.7	340	0.34	1300	9600	
A 30 3_178.5	178.5	15.7	274	0.49	1210	9600	7.8	345	0.31	1300	9600	
A 30 3_198.5	198.5	14.1	280	0.45	1300	9600	7.1	350	0.28	1300	9600	
A 30 3_216.6	216.6	12.9	287	0.43	1240	9600	6.5	360	0.27	1300	9600	
A 30 3_244.3	244.3	11.5	295	0.39	1300	9600	5.7	370	0.24	1300	9600	
A 30 3_271.5	271.5	10.3	301	0.36	1280	9600	5.2	380	0.23	1300	9600	
A 30 3_314.5	314.5	8.9	309	0.32	1300	9600	4.5	390	0.20	1300	9600	
A 30 3_356.3	356.3	7.9	320	0.29	1300	9600	3.9	370	0.17	1300	9600	
A 30 3_400.8	400.8	7.0	320	0.26	1300	9600	3.5	360	0.14	1300	9600	



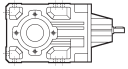

A 30 410 Nm

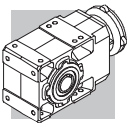
	i	n ₁ = 900 min ⁻¹					n ₁ = 500 min ⁻¹					
		n ₂ min ⁻¹	M _{n2} Nm	P _{n1} kW	R _{n1} N	R _{n2} N	n ₂ min ⁻¹	M _{n2} Nm	P _{n1} kW	R _{n1} N	R _{n2} N	
A 30 2_5.4	5.4	166	255	4.7	1660	3630	92	300	3.1	2200	4470	
A 30 2_6.4	6.4	140	270	4.2	1630	3830	78	300	2.6	2200	4830	
A 30 2_7.0	7.0	128	284	4.1	1650	3920	71	300	2.4	2200	5040	
A 30 2_8.5	8.5	106	290	3.4	1810	4240	59	300	2.0	2200	5470	
A 30 2_9.3	9.3	97	300	3.2	1900	4380	54	300	1.8	2200	5710	
A 30 2_10.5	10.5	86	391	3.7	2200	4130	48	410	2.2	2200	5400	
A 30 2_11.8	11.8	76	300	2.6	2200	4880	42	300	1.4	2200	6320	
A 30 2_13.6	13.6	66	410	3.0	2200	4600	37	410	1.7	2200	6110	
A 30 2_16.3	16.3	55	410	2.5	2200	5044	31	410	1.4	2200	6650	
A 30 2_18.0	18.0	50	410	2.3	2200	5280	27.8	410	1.3	2200	6940	
A 30 2_20.5	20.5	44	410	2.0	2200	5630	24.3	410	1.1	2200	7360	
A 30 2_22.8	22.8	40	410	1.8	2200	5910	22.0	410	1.0	2200	7700	
A 30 2_26.5	26.5	34	410	1.5	2200	6340	18.8	410	0.86	2200	8230	
A 30 2_29.3	29.3	31	410	1.4	2200	6640	17.1	410	0.78	2200	8590	
A 30 2_33.4	33.4	26.9	410	1.2	2200	7040	15.0	410	0.68	2200	9080	
A 30 2_36.6	36.6	24.6	410	1.1	2200	7340	13.6	410	0.62	2200	9440	
A 30 2_39.3	39.3	22.9	410	1.0	2200	7560	12.7	410	0.58	2200	9600	
A 30 2_43.4	43.4	20.7	410	0.95	2200	7900	11.5	410	0.53	2200	9600	
A 30 2_48.3	48.3	18.6	410	0.85	2200	8270	10.4	410	0.47	2200	9600	
A 30 2_52.7	52.7	17.1	410	0.78	2200	8590	9.5	410	0.43	2200	9600	
A 30 2_59.4	59.4	15.1	400	0.67	2200	9090	8.4	400	0.37	2200	9600	
A 30 2_66.0	66.0	13.6	390	0.59	2200	9560	7.6	390	0.33	2200	9600	
A 30 2_76.5	76.5	11.8	350	0.46	2200	9600	6.5	350	0.25	2200	9600	
A 30 2_86.7	86.7	10.4	320	0.37	2200	9600	5.8	320	0.21	2200	9600	
A 30 2_97.5	97.5	9.2	300	0.31	2200	9600	5.1	300	0.17	2200	9600	
A 30 3_109.1	109.1	8.3	350	0.33	1300	9600	4.6	370	0.20	1300	9600	
A 30 3_120.5	120.5	7.5	354	0.30	1300	9600	4.2	410	0.20	1300	9600	
A 30 3_137.4	137.4	6.5	370	0.28	1300	9600	3.6	410	0.17	1300	9600	
A 30 3_150.7	150.7	6.0	381	0.26	1300	9600	3.3	410	0.16	1300	9600	
A 30 3_161.4	161.4	5.6	390	0.25	1300	9600	3.1	410	0.15	1300	9600	
A 30 3_178.5	178.5	5.0	400	0.23	1300	9600	2.8	410	0.13	1300	9600	
A 30 3_198.5	198.5	4.5	410	0.21	1300	9600	2.5	410	0.12	1300	9600	
A 30 3_216.6	216.6	4.2	410	0.20	1300	9600	2.3	410	0.11	1300	9600	
A 30 3_244.3	244.3	3.7	410	0.17	1300	9600	2.0	410	0.10	1300	9600	
A 30 3_271.5	271.5	3.3	410	0.16	1300	9600	1.8	410	0.09	1300	9600	
A 30 3_314.5	314.5	2.9	410	0.13	1300	9600	1.6	410	0.07	1300	9600	
A 30 3_356.3	356.3	2.5	380	0.11	1300	9600	1.4	380	0.06	1300	9600	
A 30 3_400.8	400.8	2.2	360	0.09	1300	9600	1.2	360	0.05	1300	9600	

311

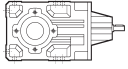



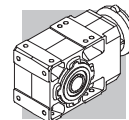
A 35 600 Nm

	i	n ₁ = 2800 min ⁻¹					n ₁ = 1400 min ⁻¹					
		n ₂ min ⁻¹	M _{n2} Nm	P _{n1} kW	R _{n1} N	R _{n2} N	n ₂ min ⁻¹	M _{n2} Nm	P _{n1} kW	R _{n1} N	R _{n2} N	
A 35 2_5.4	5.4	517	246	14.2	1420	4000	259	310	8.9	1790	5050	315
A 35 2_6.4	6.4	437	262	12.7	1420	4230	218	330	8.0	1790	5330	
A 35 2_7.0	7.0	399	278	12.3	1410	4320	199	350	7.8	1790	5440	
A 35 2_8.5	8.5	331	286	10.5	1450	4650	165	360	6.6	1830	5850	
A 35 2_9.3	9.3	301	302	10.1	1450	4760	150	380	6.4	1830	6000	
A 35 2_10.6	10.6	263	310	9.1	1440	5010	132	390	5.7	1830	6310	
A 35 2_11.8	11.8	238	317	8.4	1480	5200	119	400	5.3	1860	6550	
A 35 2_13.1	13.1	214	400	10.9	1630	4470	107	550	6.6	2100	5780	
A 35 2_15.5	15.5	181	430	10.0	1620	4670	90	570	5.7	2120	6190	
A 35 2_17.0	17.0	165	465	9.7	1620	4730	83	600	5.5	2130	6310	
A 35 2_20.4	20.4	137	500	8.4	1630	5080	69	600	4.6	2170	6930	
A 35 2_22.5	22.5	125	540	7.8	1660	5290	62	600	4.2	2200	7260	
A 35 2_25.7	25.7	109	585	7.1	1640	5540	55	600	3.6	2200	7740	
A 35 2_28.4	28.4	98	600	6.6	1660	5760	49	600	3.3	2200	8130	
A 35 2_33.2	33.2	84	600	5.6	910	6240	42	600	2.8	2200	8730	
A 35 2_36.6	36.6	76	600	5.1	1080	6560	38	600	2.6	2200	9140	
A 35 2_41.8	41.8	67	600	4.5	1140	7010	34	600	2.2	2200	9700	
A 35 2_45.8	45.8	61	600	4.1	1260	7330	31	600	2.0	2200	10100	
A 35 2_49.1	49.1	57	600	3.8	1260	7580	28.5	600	1.9	2200	10400	
A 35 2_54.3	54.3	52	600	3.4	1360	7950	25.8	600	1.7	2200	10900	
A 35 2_60.4	60.4	46	600	3.1	1470	8360	23.2	600	1.6	2200	11400	
A 35 2_65.8	65.8	43	600	2.8	1470	8700	21.3	600	1.4	2200	11800	
A 35 2_74.3	74.3	38	600	2.5	1560	9200	18.8	600	1.3	2200	12000	
A 35 2_82.5	82.5	34	600	2.3	1560	9650	17.0	600	1.1	2200	12000	
A 35 2_95.6	95.6	29.3	540	1.8	1860	10600	14.6	540	0.88	2200	12000	
A 35 3_105.5	105.5	26.5	430	1.3	550	12000	13.3	525	0.80	780	12000	
A 35 3_116.9	116.9	24.0	455	1.3	650	12000	12.0	560	0.77	870	12000	
A 35 3_136.3	136.3	20.5	470	1.1	870	12000	10.3	575	0.68	1110	12000	
A 35 3_150.6	150.6	18.6	495	1.1	900	12000	9.3	600	0.64	1160	12000	
A 35 3_171.8	171.8	16.3	505	0.95	960	12000	8.1	600	0.56	1250	12000	
A 35 3_188.3	188.3	14.9	525	0.90	990	12000	7.4	600	0.51	1300	12000	
A 35 3_201.8	201.8	13.9	525	0.84	1020	12000	6.9	600	0.48	1300	12000	
A 35 3_223.2	223.2	12.5	545	0.79	1050	12000	6.3	600	0.43	1300	12000	
A 35 3_248.1	248.1	11.3	565	0.73	1080	12000	5.6	600	0.39	1300	12000	
A 35 3_270.7	270.7	10.3	570	0.68	1110	12000	5.2	600	0.36	1300	12000	
A 35 3_305.4	305.4	9.2	585	0.62	1140	12000	4.6	600	0.32	1300	12000	
A 35 3_339.3	339.3	8.3	520	0.49	1210	12000	4.1	520	0.25	1300	12000	
A 35 3_393.2	393.2	7.1	465	0.38	1260	12000	3.6	465	0.19	1300	12000	



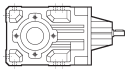

A 35 600 Nm

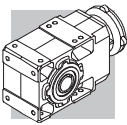
	i	n ₁ = 900 min ⁻¹					n ₁ = 500 min ⁻¹					
		n ₂ min ⁻¹	M _{n2} Nm	P _{n1} kW	R _{n1} N	R _{n2} N	n ₂ min ⁻¹	M _{n2} Nm	P _{n1} kW	R _{n1} N	R _{n2} N	
A 35 2_5.4	5.4	166	340	6.3	2150	5940	92	340	3.5	2200	7600	315
A 35 2_6.4	6.4	140	350	5.5	2190	6340	78	350	3.0	2200	8090	
A 35 2_7.0	7.0	128	370	5.3	2200	6490	71	370	2.9	2200	8290	
A 35 2_8.5	8.5	106	380	4.5	2200	6970	59	380	2.5	2200	8890	
A 35 2_9.3	9.3	97	400	4.3	2200	7160	54	400	2.4	2200	9140	
A 35 2_10.6	10.6	85	400	3.8	2200	7570	47	400	2.1	2200	9650	
A 35 2_11.8	11.8	76	400	3.4	2200	7910	42	400	1.9	2200	10100	
A 35 2_13.1	13.1	69	600	4.6	2200	6910	38	600	2.6	2200	9140	
A 35 2_15.5	15.5	58	600	3.9	2090	7510	32	600	2.2	2200	9860	
A 35 2_17.0	17.0	53	600	3.5	2200	7840	29.5	600	2.0	2200	10300	
A 35 2_20.4	20.4	44	600	2.9	2200	8560	24.5	600	1.6	2200	11100	
A 35 2_22.5	22.5	40	600	2.7	2200	8950	22.2	600	1.5	2200	11600	
A 35 2_25.7	25.7	35	600	2.3	2200	9500	19.5	600	1.3	2200	12000	
A 35 2_28.4	28.4	32	600	2.1	2200	9950	17.6	600	1.2	2200	12000	
A 35 2_33.2	33.2	27.1	600	1.8	2200	10700	15.1	600	1.0	2200	12000	
A 35 2_36.6	36.6	24.6	600	1.6	2200	11100	13.7	600	0.91	2200	12000	
A 35 2_41.8	41.8	21.5	600	1.4	2200	11800	12.0	600	0.80	2200	12000	
A 35 2_45.8	45.8	19.6	600	1.3	2200	12000	10.9	600	0.73	2200	12000	
A 35 2_49.1	49.1	18.3	600	1.2	2200	12000	10.2	600	0.68	2200	12000	
A 35 2_54.3	54.3	16.6	600	1.1	2200	12000	9.2	600	0.62	2200	12000	
A 35 2_60.4	60.4	14.9	600	1.0	2200	12000	8.3	600	0.55	2200	12000	
A 35 2_65.8	65.8	13.7	600	0.91	2200	12000	7.6	600	0.51	2200	12000	
A 35 2_74.3	74.3	12.1	600	0.81	2200	12000	6.7	600	0.45	2200	12000	
A 35 2_82.5	82.5	10.9	600	0.73	2200	12000	6.1	600	0.40	2200	12000	
A 35 2_95.6	95.6	9.4	540	0.57	2200	12000	5.2	540	0.31	2200	12000	
A 35 3_105.5	105.5	8.5	600	0.59	940	12000	4.7	600	0.33	1300	12000	
A 35 3_116.9	116.9	7.7	600	0.53	1230	12000	4.3	600	0.30	1300	12000	
A 35 3_136.3	136.3	6.6	600	0.46	1300	12000	3.7	600	0.25	1300	12000	
A 35 3_150.6	150.6	6.0	600	0.41	1300	12000	3.3	600	0.23	1300	12000	
A 35 3_171.8	171.8	5.2	600	0.36	1300	12000	2.9	600	0.20	1300	12000	
A 35 3_188.3	188.3	4.8	600	0.33	1300	12000	2.7	600	0.18	1300	12000	
A 35 3_201.8	201.8	4.5	600	0.31	1300	12000	2.5	600	0.17	1300	12000	
A 35 3_223.2	223.2	4.0	600	0.28	1300	12000	2.2	600	0.15	1300	12000	
A 35 3_248.1	248.1	3.6	600	0.25	1300	12000	2.0	600	0.14	1300	12000	
A 35 3_270.7	270.7	3.3	600	0.23	1300	12000	1.8	600	0.13	1300	12000	
A 35 3_305.4	305.4	2.9	600	0.20	1300	12000	1.6	600	0.11	1300	12000	
A 35 3_339.3	339.3	2.7	520	0.16	1300	12000	1.5	520	0.09	1300	12000	
A 35 3_393.2	393.2	2.3	465	0.12	1300	12000	1.3	465	0.07	1300	12000	



A 41

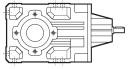

850 Nm

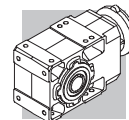
	i	n ₁ = 2800 min ⁻¹					n ₁ = 1400 min ⁻¹					
		n ₂ min ⁻¹	M _{n2} Nm	P _{n1} kW	R _{n1} N	R _{n2} N	n ₂ min ⁻¹	M _{n2} Nm	P _{n1} kW	R _{n1} N	R _{n2} N	
A 41 2_5.2	5.2	534	450	27	1790	4350	267	550	16.4	2450	5560	319
A 41 2_7.1	7.1	393	490	22	1890	4850	197	550	12.0	2670	6430	
A 41 2_8.3	8.3	336	510	19.1	1900	5140	168	550	10.3	2750	6920	
A 41 2_9.2	9.2	304	530	18.0	1980	5300	152	550	9.3	2860	7240	
A 41 2_10.1	10.1	276	435	13.4	2680	6030	138	535	8.2	3390	7650	
A 41 2_11.7	11.7	238	550	14.6	2050	5870	119	550	7.3	2950	8070	
A 41 2_13.8	13.8	204	480	10.9	2690	6680	102	585	6.6	3430	8510	
A 41 2_16.1	16.1	174	500	9.7	2700	7070	87	610	5.9	3430	9000	
A 41 2_17.8	17.8	158	515	9.0	2730	7310	79	630	5.5	3470	9300	
A 41 2_22.7	22.7	123	550	7.6	2730	7970	62	680	4.7	3460	10100	
A 41 2_28.3	28.3	99	595	6.6	2670	8570	49	730	4.0	3450	10900	
A 41 2_35.9	35.9	78	635	5.5	2590	9320	39	780	3.4	3410	11800	
A 41 2_45.1	45.1	62	680	4.7	2500	10100	31	830	2.9	3330	12800	
A 41 2_48.3	48.3	58	690	4.5	2430	10300	29.0	850	2.7	3200	13100	
A 41 2_53.1	53.1	53	700	4.1	2470	10700	26.3	850	2.5	3330	13700	
A 41 2_58.8	58.8	48	730	3.9	2390	11100	23.8	850	2.3	3460	14300	
A 41 2_64.2	64.2	44	740	3.6	2320	11500	21.8	850	2.1	3460	14800	
A 41 2_71.3	71.3	39	780	3.4	2120	11800	19.6	850	1.9	3470	15000	
A 41 2_79.2	79.2	35	800	3.1	1990	12300	17.7	800	1.6	3500	15000	
A 41 3_92.8	92.8	30	650	2.3	270	14000	15.1	800	1.4	430	15000	
A 41 3_115.9	115.9	24.2	800	2.2	310	14600	12.1	850	1.2	980	15000	
A 41 3_146.9	146.9	19.1	850	1.9	790	15000	9.5	850	0.93	1640	15000	
A 41 3_184.4	184.4	15.2	850	1.5	1290	15000	7.6	850	0.74	1770	15000	
A 41 3_197.5	197.5	14.2	850	1.4	1360	15000	7.1	850	0.69	1790	15000	
A 41 3_217.4	217.4	12.9	850	1.3	1390	15000	6.4	850	0.63	1820	15000	
A 41 3_240.6	240.6	11.6	850	1.1	1410	15000	5.8	850	0.57	1840	15000	
A 41 3_262.5	262.5	10.7	850	1.0	1430	15000	5.3	850	0.52	1860	15000	
A 41 3_291.7	291.7	9.6	850	0.94	1450	15000	4.8	850	0.47	1880	15000	
A 41 3_324.2	324.2	8.6	850	0.84	1470	15000	4.3	850	0.42	1900	15000	
A 41 3_376.8	376.8	7.4	850	0.73	1500	15000	3.7	850	0.36	1930	15000	



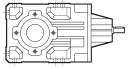

A 41

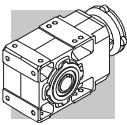
850 Nm

	i	n ₁ = 900 min ⁻¹					n ₁ = 500 min ⁻¹					
		n ₂ min ⁻¹	M _{n2} Nm	P _{n1} kW	R _{n1} N	R _{n2} N	n ₂ min ⁻¹	M _{n2} Nm	P _{n1} kW	R _{n1} N	R _{n2} N	
A 41 2_5.2	5.2	172	550	10.5	3140	6850	95	550	5.8	3500	8900	319
A 41 2_7.1	7.1	126	550	7.7	3360	7870	70	550	4.3	3500	10100	
A 41 2_8.3	8.3	108	550	6.6	3440	8430	60	550	3.7	3500	10800	
A 41 2_9.2	9.2	98	550	6.0	3500	8800	54	550	3.3	3500	11300	
A 41 2_10.1	10.1	89	610	6.0	3500	8920	49	730	4.0	3500	10900	
A 41 2_11.7	11.7	77	550	4.7	3500	9760	43	550	2.6	3500	12400	
A 41 2_13.8	13.8	65	670	4.9	3500	9900	36	800	3.2	3500	12100	
A 41 2_16.1	16.1	56	700	4.4	3500	10500	31	830	2.9	3500	12800	
A 41 2_17.8	17.8	51	720	4.1	3500	10800	28.1	850	2.7	3500	13300	
A 41 2_22.7	22.7	40	780	3.4	3500	11700	22.0	850	2.1	3500	14800	
A 41 2_28.3	28.3	32	830	2.9	3500	12700	17.7	850	1.7	3500	15000	
A 41 2_35.9	35.9	25.1	850	2.4	3500	14000	13.9	850	1.3	3500	15000	
A 41 2_45.1	45.1	20.0	850	1.9	3500	15000	11.1	850	1.1	3500	15000	
A 41 2_48.3	48.3	18.6	850	1.8	3500	15000	10.4	850	0.98	3500	15000	
A 41 2_53.1	53.1	16.9	850	1.6	3500	15000	9.4	850	0.89	3500	15000	
A 41 2_58.8	58.8	15.3	850	1.4	3500	15000	8.5	850	0.81	3500	15000	
A 41 2_64.2	64.2	14.0	850	1.3	3300	15000	7.8	850	0.74	3500	15000	
A 41 2_71.3	71.3	12.6	850	1.2	3500	15000	7.0	850	0.66	3500	15000	
A 41 2_79.2	79.2	11.4	800	1.0	3500	15000	6.3	800	0.56	3500	15000	
A 41 3_92.8	92.8	9.7	800	0.89	1080	15000	5.4	800	0.50	2110	15000	
A 41 3_115.9	115.9	7.8	850	0.76	1630	15000	4.3	850	0.42	2200	15000	
A 41 3_146.9	146.9	6.1	850	0.60	2020	15000	3.4	850	0.33	2200	15000	
A 41 3_184.4	184.4	4.9	850	0.48	2100	15000	2.7	850	0.27	2200	15000	
A 41 3_197.5	197.5	4.6	850	0.45	2120	15000	2.5	850	0.25	2200	15000	
A 41 3_217.4	217.4	4.1	850	0.40	2150	15000	2.3	850	0.22	2200	15000	
A 41 3_240.6	240.6	3.7	850	0.37	2170	15000	2.1	850	0.20	2200	15000	
A 41 3_262.5	262.5	3.4	850	0.34	2190	15000	1.9	850	0.19	2200	15000	
A 41 3_291.7	291.7	3.1	850	0.30	2200	15000	1.7	850	0.17	2200	15000	
A 41 3_324.2	324.2	2.8	850	0.27	2200	15000	1.5	850	0.15	2200	15000	
A 41 3_376.8	376.8	2.4	850	0.23	2200	15000	1.3	850	0.13	2200	15000	

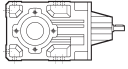



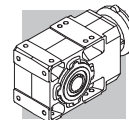
A 50 1500 Nm

	i	n ₁ = 2800 min ⁻¹					n ₁ = 1400 min ⁻¹						
		n ₂ min ⁻¹	M _{n2} Nm	P _{n1} kW	R _{n1} N	R _{n2} N	n ₂ min ⁻¹	M _{n2} Nm	P _{n1} kW	R _{n1} N	R _{n2} N		
A 50 2_7.7	7.7	362	550	22	2300	7920	181	700	14.1	2890	9960	323	
A 50 2_9.7	9.7	288	600	19.2	2330	8530	144	750	12.0	2950	10800		
A 50 2_13.1	13.1	214	600	14.3	2460	9600	107	750	8.9	3110	12100		
A 50 2_16.6	16.6	169	640	12.0	2490	10400	84	800	7.5	3150	13100		
A 50 2_20.9	20.9	134	640	9.5	2540	11400	67	800	6.0	3210	14400		
A 50 3_24.0	24.0	116	1150	15.4	1850	7020	58	1500	10.0	2100	8540		
A 50 3_26.4	26.4	106	1200	14.6	2100	7170	53	1500	9.1	2690	9100		
A 50 3_32.4	32.4	86	1290	12.8	1800	4630	43	1500	7.5	2760	10400		
A 50 3_35.6	35.6	79	1340	12.1	2080	7830	39	1500	6.8	3290	11000		
A 50 3_40.9	40.9	68	1415	11.1	1740	8130	34	1500	5.9	3220	11900		
A 50 3_45.0	45.0	62	1470	10.5	2030	8340	31	1500	5.4	3440	12600		
A 50 3_51.7	51.7	54	1500	9.4	1680	8970	27.1	1500	4.7	3400	13600		
A 50 3_56.8	56.8	49	1500	8.5	2150	9540	24.6	1500	4.3	3480	14400		
A 50 3_63.9	63.9	44	1500	7.6	1900	10300	21.9	1500	3.8	3450	15300		
A 50 3_70.2	70.2	40	1500	6.9	2350	10900	19.9	1500	3.4	3500	16100		
A 50 3_81.5	81.5	34	1500	5.9	2170	11900	17.2	1500	3.0	3500	17300		
A 50 3_89.5	89.5	31	1500	5.4	2590	12600	15.6	1500	2.7	3500	18200		
A 50 3_99.5	99.5	28.1	1500	4.9	2260	13400	14.1	1500	2.4	3500	19200		
A 50 3_109.4	109.4	25.6	1500	4.4	2680	14100	12.8	1500	2.2	3500	20000		
A 50 3_118.0	118.0	23.7	1500	4.1	2390	14700	11.9	1500	2.0	3500	20000		
A 50 3_129.7	129.7	21.6	1500	3.7	2720	15400	10.8	1500	1.9	3500	20000		
A 50 3_140.6	140.6	19.9	1500	3.4	2440	16100	10.0	1500	1.7	3500	20000		
A 50 3_154.6	154.6	18.1	1500	3.1	2730	16900	9.1	1500	1.6	3500	20000		
A 50 3_173.4	173.4	16.2	1500	2.8	2480	17900	8.1	1500	1.4	3500	20000		
A 50 3_190.6	190.6	14.7	1500	2.5	2740	18800	7.3	1500	1.3	3500	20000		
A 50 4_211.0	211.0	13.3	1500	2.3	1930	20000	6.6	1500	1.2	2200	20000		
A 50 4_232.0	232.0	12.1	1500	2.1	1970	20000	6.0	1500	1.1	2200	20000		
A 50 4_260.9	260.9	10.7	1500	1.9	2010	20000	5.4	1500	0.95	2200	20000		
A 50 4_286.8	286.8	9.8	1500	1.7	2040	20000	4.9	1500	0.86	2200	20000		
A 50 4_332.6	332.6	8.4	1500	1.5	2080	20000	4.2	1500	0.74	2200	20000		
A 50 4_365.6	365.6	7.7	1500	1.4	2100	20000	3.8	1500	0.68	2200	20000		
A 50 4_406.4	406.4	6.9	1500	1.2	2130	20000	3.4	1500	0.61	2200	20000		
A 50 4_446.8	446.8	6.3	1500	1.1	2140	20000	3.1	1500	0.55	2200	20000		
A 50 4_481.6	481.6	5.8	1500	1.0	2160	20000	2.9	1500	0.51	2200	20000		
A 50 4_529.5	529.5	5.3	1500	0.93	2170	20000	2.6	1500	0.47	2200	20000		
A 50 4_574.2	574.2	4.9	1500	0.86	2190	20000	2.4	1500	0.43	2200	20000		
A 50 4_631.2	631.2	4.4	1500	0.78	2200	20000	2.2	1500	0.39	2200	20000		
A 50 4_707.9	707.9	4.0	1500	0.70	2200	20000	2.0	1500	0.35	2200	20000		
A 50 4_778.2	778.2	3.6	1500	0.63	2200	20000	1.8	1500	0.32	2200	20000		



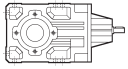

A 50 1500 Nm

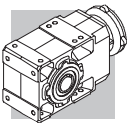
	i	$n_1 = 900 \text{ min}^{-1}$					$n_1 = 500 \text{ min}^{-1}$					
		n_2 min ⁻¹	M_{n2} Nm	P_{n1} kW	R_{n1} N	R_{n2} N	n_2 min ⁻¹	M_{n2} Nm	P_{n1} kW	R_{n1} N	R_{n2} N	
A 50 2_7.7	7.7	116	770	10.0	3430	11700	65	900	6.5	3500	14300	323
A 50 2_9.7	9.7	92	830	8.5	3490	12600	51	1000	5.7	3500	15300	
A 50 2_13.1	13.1	69	830	6.3	3500	14200	38	1000	4.2	3500	17300	
A 50 2_16.6	16.6	54	880	5.3	3500	15400	30	1000	3.4	3500	18900	
A 50 2_20.9	20.9	43	880	4.2	3500	16800	23.9	1000	2.7	3500	20000	
A 50 3_24.0	24.0	37	1500	6.5	3480	11300	20.8	1500	3.6	3500	15700	
A 50 3_26.4	26.4	34	1500	5.9	3500	12000	18.9	1500	3.3	3500	16500	
A 50 3_32.4	32.4	27.8	1500	4.8	3500	13400	15.4	1500	2.7	3500	18300	
A 50 3_35.6	35.6	25.3	1500	4.4	3500	14200	14.0	1500	2.4	3500	19200	
A 50 3_40.9	40.9	22.0	1500	3.8	3500	15300	12.2	1500	2.1	3500	20000	
A 50 3_45.0	45.0	20.0	1500	3.5	3500	16000	11.1	1500	1.9	3500	20000	
A 50 3_51.7	51.7	17.4	1500	3.0	3450	17200	9.7	1500	1.7	3500	20000	
A 50 3_56.8	56.8	15.8	1500	2.7	3500	18100	8.8	1500	1.5	3500	20000	
A 50 3_63.9	63.9	14.1	1500	2.4	3500	19200	7.8	1500	1.4	3500	20000	
A 50 3_70.2	70.2	12.8	1500	2.2	3500	20000	7.1	1500	1.2	3500	20000	
A 50 3_81.5	81.5	11.0	1500	1.9	3500	20000	6.1	1500	1.1	3500	20000	
A 50 3_89.5	89.5	10.1	1500	1.7	3500	20000	5.6	1500	0.96	3500	20000	
A 50 3_99.5	99.5	9.0	1500	1.6	3500	20000	5.0	1500	0.87	3500	20000	
A 50 3_109.4	109.4	8.2	1500	1.4	3500	20000	4.6	1500	0.79	3500	20000	
A 50 3_118.0	118.0	7.6	1500	1.3	3500	20000	4.2	1500	0.73	3500	20000	
A 50 3_129.7	129.7	6.9	1500	1.2	3500	20000	3.9	1500	0.67	3500	20000	
A 50 3_140.6	140.6	6.4	1500	1.1	3500	20000	3.6	1500	0.61	3500	20000	
A 50 3_154.6	154.6	5.8	1500	1.0	3500	20000	3.2	1500	0.56	3500	20000	
A 50 3_173.4	173.4	5.2	1500	0.90	3500	20000	2.9	1500	0.50	3500	20000	
A 50 3_190.6	190.6	4.7	1500	0.82	3500	20000	2.6	1500	0.45	3500	20000	
A 50 4_211.0	211.0	4.3	1500	0.75	2200	20000	2.4	1500	0.42	2200	20000	
A 50 4_232.0	232.0	3.9	1500	0.68	2200	20000	2.2	1500	0.38	2200	20000	
A 50 4_260.9	260.9	3.4	1500	0.61	2200	20000	1.9	1500	0.34	2200	20000	
A 50 4_286.8	286.8	3.1	1500	0.55	2200	20000	1.7	1500	0.31	2200	20000	
A 50 4_332.6	332.6	2.7	1500	0.48	2200	20000	1.5	1500	0.27	2200	20000	
A 50 4_365.6	365.6	2.5	1500	0.43	2200	20000	1.4	1500	0.24	2200	20000	
A 50 4_406.4	406.4	2.2	1500	0.39	2200	20000	1.2	1500	0.22	2200	20000	
A 50 4_446.8	446.8	2.0	1500	0.36	2200	20000	1.1	1500	0.20	2200	20000	
A 50 4_481.6	481.6	1.9	1500	0.33	2200	20000	1.0	1500	0.18	2200	20000	
A 50 4_529.5	529.5	1.7	1500	0.30	2200	20000	0.94	1500	0.17	2200	20000	
A 50 4_574.2	574.2	1.6	1500	0.28	2200	20000	0.87	1500	0.15	2200	20000	
A 50 4_631.2	631.2	1.4	1500	0.25	2200	20000	0.79	1500	0.14	2200	20000	
A 50 4_707.9	707.9	1.3	1500	0.22	2200	20000	0.71	1500	0.12	2200	20000	
A 50 4_778.2	778.2	1.2	1500	0.20	2200	20000	0.64	1500	0.11	2200	20000	



A 55

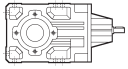

2000 Nm

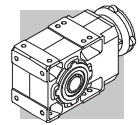
	i	n ₁ = 2800 min ⁻¹					n ₁ = 1400 min ⁻¹					
		n ₂ min ⁻¹	M _{n2} Nm	P _{n1} kW	R _{n1} N	R _{n2} N	n ₂ min ⁻¹	M _{n2} Nm	P _{n1} kW	R _{n1} N	R _{n2} N	
A 55 2_4.9	4.9	571	760	48	1320	15100	286	900	28	2150	18700	327
A 55 2_6.4	6.4	438	800	39	1950	16400	219	950	23	2860	20300	
A 55 2_8.5	8.5	329	800	30	2810	18000	165	950	17.5	3500	22200	
A 55 2_10.4	10.4	269	840	25	2900	19100	135	1000	15.1	3500	23600	
A 55 2_13.1	13.1	214	840	20	3230	20600	107	1000	11.9	3500	25500	
A 55 2_15.7	15.7	178	840	16.7	3440	21900	89	1000	9.9	3500	27000	
A 55 2_19.2	19.2	146	925	15.0	3160	23200	73	1100	8.9	3500	28600	
A 55 3_23.8	23.8	118	1600	22	2050	21000	59	1950	13.2	2640	26000	
A 55 3_29.9	29.9	94	1700	18.3	2110	22500	47	2000	10.8	2770	28200	
A 55 3_40.3	40.3	69	1850	14.8	2150	24800	35	2000	8.0	2930	30000	
A 55 3_51.0	51.0	55	2000	12.6	2170	26500	27.5	2000	6.3	3050	30000	
A 55 3_64.3	64.3	44	2000	10.0	2230	29000	21.8	2000	5.0	3110	30000	
A 55 3_79.5	79.5	35	2000	8.1	1040	30000	17.6	2000	4.1	2820	30000	
A 55 3_101.4	101.4	27.6	2000	6.4	1340	30000	13.8	2000	3.2	3130	30000	
A 55 3_123.9	123.9	22.6	2000	5.2	1450	30000	11.3	2000	2.6	3230	30000	
A 55 3_132.7	132.7	21.1	2000	4.9	1450	30000	10.6	2000	2.4	3240	30000	
A 55 3_146.8	146.8	19.1	2000	4.4	1610	30000	9.5	2000	2.2	3290	30000	
A 55 3_160.4	160.4	17.5	2000	4.0	1660	30000	8.7	2000	2.0	3300	30000	
A 55 3_175.0	175.0	16.0	2000	3.7	1660	30000	8.0	2000	1.8	3300	30000	
A 55 3_194.2	194.2	14.4	2000	3.3	1710	30000	7.2	2000	1.7	3310	30000	
A 55 4_208.1	208.1	13.5	1600	2.5	1890	30000	6.7	1950	1.5	2200	30000	
A 55 4_262.6	262.6	10.7	1650	2.1	1980	30000	5.3	2000	1.3	2200	30000	
A 55 4_324.7	324.7	8.6	1750	1.8	2030	30000	4.3	2000	1.0	2200	30000	
A 55 4_414.0	414.0	6.8	1850	1.5	2080	30000	3.4	2000	0.80	2200	30000	
A 55 4_505.9	505.9	5.5	1900	1.2	2120	30000	2.8	2000	0.65	2200	30000	
A 55 4_542.0	542.0	5.2	1900	1.2	2140	30000	2.6	2000	0.61	2200	30000	
A 55 4_599.5	599.5	4.7	1950	1.1	2150	30000	2.3	2000	0.55	2200	30000	
A 55 4_655.1	655.1	4.3	1950	1.0	2180	30000	2.1	2000	0.50	2200	30000	
A 55 4_714.7	714.7	3.9	1950	0.90	2200	30000	2.0	2000	0.46	2200	30000	
A 55 4_793.0	793.0	3.5	2000	0.83	2200	30000	1.8	2000	0.42	2200	30000	



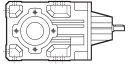

A 55

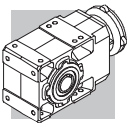
2000 Nm

	i	n ₁ = 900 min ⁻¹					n ₁ = 500 min ⁻¹					
		n ₂ min ⁻¹	M _{n2} Nm	P _{n1} kW	R _{n1} N	R _{n2} N	n ₂ min ⁻¹	M _{n2} Nm	P _{n1} kW	R _{n1} N	R _{n2} N	
A 55 2_4.9	4.9	184	1000	20	2850	21400	102	1160	13.1	3500	25600	327
A 55 2_6.4	6.4	141	1060	16.6	3500	23200	78	1230	10.7	3500	27700	
A 55 2_8.5	8.5	106	1060	12.6	3500	25400	59	1230	8.1	3500	30000	
A 55 2_10.4	10.4	87	1120	10.8	3500	27000	48	1290	6.9	3500	30000	
A 55 2_13.1	13.1	69	1120	8.6	3500	29100	38	1290	5.5	3500	30000	
A 55 2_15.7	15.7	57	1120	7.2	3500	30000	32	1290	4.6	3500	30000	
A 55 2_19.2	19.2	47	1230	6.4	3500	30000	26.0	1420	4.1	3500	30000	
A 55 3_23.8	23.8	38	2000	8.7	3280	30000	21.0	2000	4.8	3500	30000	
A 55 3_29.9	29.9	30	2000	6.9	3450	30000	16.7	2000	3.8	3500	30000	
A 55 3_40.3	40.3	22.3	2000	5.1	3500	30000	12.4	2000	2.9	3500	30000	
A 55 3_51.0	51.0	17.6	2000	4.1	3500	30000	9.8	2000	2.3	3500	30000	
A 55 3_64.3	64.3	14.0	2000	3.2	3500	30000	7.8	2000	1.8	3500	30000	
A 55 3_79.5	79.5	11.3	2000	2.6	3500	30000	6.3	2000	1.4	3500	30000	
A 55 3_101.4	101.4	8.9	2000	2.0	3500	30000	4.9	2000	1.1	3500	30000	
A 55 3_123.9	123.9	7.3	2000	1.7	3500	30000	4.0	2000	0.93	3500	30000	
A 55 3_132.7	132.7	6.8	2000	1.6	3500	30000	3.8	2000	0.87	3500	30000	
A 55 3_146.8	146.8	6.1	2000	1.4	3500	30000	3.4	2000	0.78	3500	30000	
A 55 3_160.4	160.4	5.6	2000	1.3	3500	30000	3.1	2000	0.72	3500	30000	
A 55 3_175.0	175.0	5.1	2000	1.2	3500	30000	2.9	2000	0.66	3500	30000	
A 55 3_194.2	194.2	4.6	2000	1.1	3500	30000	2.6	2000	0.59	3500	30000	
A 55 4_208.1	208.1	4.3	2000	1.0	2200	30000	2.4	2000	0.57	2200	30000	
A 55 4_262.6	262.6	3.4	2000	0.81	2200	30000	1.9	2000	0.45	2200	30000	
A 55 4_324.7	324.7	2.8	2000	0.65	2200	30000	1.5	2000	0.36	2200	30000	
A 55 4_414.0	414.0	2.2	2000	0.51	2200	30000	1.2	2000	0.28	2200	30000	
A 55 4_505.9	505.9	1.8	2000	0.42	2200	30000	1.0	2000	0.23	2200	30000	
A 55 4_542.0	542.0	1.7	2000	0.39	2200	30000	0.92	2000	0.22	2200	30000	
A 55 4_599.5	599.5	1.5	2000	0.35	2200	30000	0.83	2000	0.20	2200	30000	
A 55 4_655.1	655.1	1.4	2000	0.32	2200	30000	0.76	2000	0.18	2200	30000	
A 55 4_714.7	714.7	1.3	2000	0.30	2200	30000	0.70	2000	0.16	2200	30000	
A 55 4_793.0	793.0	1.1	2000	0.27	2200	30000	0.63	2000	0.15	2200	30000	

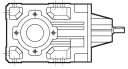



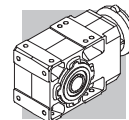
A 60 2800 Nm

	i	n ₁ = 2800 min ⁻¹					n ₁ = 1400 min ⁻¹					
		n ₂ min ⁻¹	M _{n2} Nm	P _{n1} kW	R _{n1} N	R _{n2} N	n ₂ min ⁻¹	M _{n2} Nm	P _{n1} kW	R _{n1} N	R _{n2} N	
A 60 2_7.9	7.9	356	950	38	2770	22500	178	1200	24	3400	27700	331
A 60 2_10.3	10.3	271	950	29	2970	24600	136	1200	18.1	3740	30000	
A 60 2_12.7	12.7	220	1000	25	3020	26200	110	1250	15.3	3810	30000	
A 60 2_16.7	16.7	167	1050	19.6	3080	28600	84	1300	12.1	3910	30000	
A 60 2_20.6	20.6	136	1100	16.7	3100	30000	68	1400	10.6	3890	30000	
A 60 3_25.7	25.7	109	2760	35	2380	26900	54	2800	17.5	3800	30000	
A 60 3_27.9	27.9	101	2800	32	2780	27700	50	2800	16.2	3930	30000	
A 60 3_31.7	31.7	88	2800	29	2790	29000	44	2800	14.2	3940	30000	
A 60 3_34.3	34.3	82	2800	26	2920	30000	41	2800	13.2	4060	30000	
A 60 3_41.7	41.7	67	2800	22	2940	30000	34	2800	10.8	4090	30000	
A 60 3_45.2	45.2	62	2800	20	3060	30000	31	2800	10.0	4200	30000	
A 60 3_51.3	51.3	55	2800	17.6	3030	30000	27.3	2800	8.8	4180	30000	
A 60 3_55.6	55.6	50	2800	16.2	3140	30000	25.2	2800	8.1	4280	30000	
A 60 3_65.0	65.0	43	2800	13.9	3110	30000	21.5	2800	6.9	4260	30000	
A 60 3_70.4	70.4	40	2800	12.8	3210	30000	19.9	2800	6.4	4360	30000	
A 60 3_79.7	79.7	35	2800	11.3	3160	30000	17.6	2800	5.7	4310	30000	
A 60 3_86.4	86.4	32	2800	10.4	3260	30000	16.2	2800	5.2	4410	30000	
A 60 3_99.5	99.5	28.1	2800	9.1	3210	30000	14.1	2800	4.5	4360	30000	
A 60 3_107.8	107.8	26.0	2800	8.4	3300	30000	13.0	2800	4.2	4450	30000	
A 60 3_123.0	123.0	22.8	2800	7.3	3250	30000	11.4	2800	3.7	4400	30000	
A 60 3_133.3	133.3	21.0	2800	6.8	3340	30000	10.5	2800	3.4	4490	30000	
A 60 3_144.0	144.0	19.4	2800	6.3	3280	30000	9.7	2800	3.1	4420	30000	
A 60 3_156.0	156.0	17.9	2800	5.8	3360	30000	9.0	2800	2.9	4510	30000	
A 60 3_171.5	171.5	16.3	2800	5.3	3290	30000	8.2	2800	2.6	4430	30000	
A 60 3_185.8	185.8	15.1	2800	4.9	3370	30000	7.5	2800	2.4	4520	30000	
A 60 4_208.7	208.7	13.4	2800	4.4	2720	30000	6.7	2800	2.2	3500	30000	
A 60 4_226.1	226.1	12.4	2800	4.1	2770	30000	6.2	2800	2.0	3500	30000	
A 60 4_264.3	264.3	10.6	2800	3.5	2860	30000	5.3	2800	1.7	3500	30000	
A 60 4_286.3	286.3	9.8	2800	3.2	2900	30000	4.9	2800	1.6	3500	30000	
A 60 4_324.2	324.2	8.6	2800	2.8	2960	30000	4.3	2800	1.4	3500	30000	
A 60 4_351.2	351.2	8.0	2800	2.6	2990	30000	4.0	2800	1.3	3500	30000	
A 60 4_404.7	404.7	6.9	2800	2.3	3050	30000	3.5	2800	1.1	3500	30000	
A 60 4_438.4	438.4	6.4	2800	2.1	3070	30000	3.2	2800	1.1	3500	30000	
A 60 4_500.3	500.3	5.6	2800	1.8	3110	30000	2.8	2800	0.92	3500	30000	
A 60 4_542.0	542.0	5.2	2800	1.7	3140	30000	2.6	2800	0.85	3500	30000	
A 60 4_585.8	585.8	4.8	2800	1.6	3150	30000	2.4	2800	0.79	3500	30000	
A 60 4_634.6	634.6	4.4	2800	1.5	3170	30000	2.2	2800	0.73	3500	30000	
A 60 4_697.3	697.3	4.0	2800	1.3	3190	30000	2.0	2800	0.66	3500	30000	
A 60 4_755.4	755.4	3.7	2800	1.2	3210	30000	1.9	2800	0.61	3500	30000	

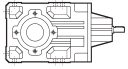



A 60 2800 Nm

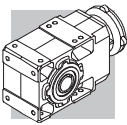
	i	$n_1 = 900 \text{ min}^{-1}$					$n_1 = 500 \text{ min}^{-1}$					
		n_2 min ⁻¹	M_{n2} Nm	P_{n1} kW	R_{n1} N	R_{n2} N	n_2 min ⁻¹	M_{n2} Nm	P_{n1} kW	R_{n1} N	R_{n2} N	
A 60 2_7.9	7.9	114	1300	16.6	4190	30000	64	1550	11.0	4700	30000	331
A 60 2_10.3	10.3	87	1300	12.6	4470	30000	48	1550	8.4	4700	30000	
A 60 2_12.7	12.7	71	1400	11.0	4490	30000	39	1700	7.5	4700	30000	
A 60 2_16.7	16.7	54	1450	8.7	4610	30000	29.9	1700	5.7	4700	30000	
A 60 2_20.6	20.6	44	1550	7.5	4600	30000	24.3	1800	4.9	4700	30000	
A 60 3_25.7	25.7	35	2800	11.3	4680	30000	19.4	2800	6.3	4700	30000	
A 60 3_27.9	27.9	32	2800	10.4	4700	30000	18.0	2800	5.8	4700	30000	
A 60 3_31.7	31.7	28.4	2800	9.2	4700	30000	15.8	2800	5.1	4700	30000	
A 60 3_34.3	34.3	26.2	2800	8.5	4700	30000	14.6	2800	4.7	4700	30000	
A 60 3_41.7	41.7	21.6	2800	7.0	4700	30000	12.0	2800	3.9	4700	30000	
A 60 3_45.2	45.2	19.9	2800	6.4	4700	30000	11.1	2800	3.6	4700	30000	
A 60 3_51.3	51.3	17.5	2800	5.6	4700	30000	9.7	2800	3.1	4700	30000	
A 60 3_55.6	55.6	16.2	2800	5.2	4700	30000	9.0	2800	2.9	4700	30000	
A 60 3_65.0	65.0	13.8	2800	4.5	4700	30000	7.7	2800	2.5	4700	30000	
A 60 3_70.4	70.4	12.8	2800	4.1	4700	30000	7.1	2800	2.3	4700	30000	
A 60 3_79.7	79.7	11.3	2800	3.6	4700	30000	6.3	2800	2.0	4700	30000	
A 60 3_86.4	86.4	10.4	2800	3.4	4700	30000	5.8	2800	1.9	4700	30000	
A 60 3_99.5	99.5	9.0	2800	2.9	4700	30000	5.0	2800	1.6	4700	30000	
A 60 3_107.8	107.8	8.3	2800	2.7	4700	30000	4.6	2800	1.5	4700	30000	
A 60 3_123.0	123.0	7.3	2800	2.4	4700	30000	4.1	2800	1.3	4700	30000	
A 60 3_133.3	133.3	6.8	2800	2.2	4700	30000	3.8	2800	1.2	4700	30000	
A 60 3_144.0	144.0	6.2	2800	2.0	4700	30000	3.5	2800	1.1	4700	30000	
A 60 3_156.0	156.0	5.8	2800	1.9	4700	30000	3.2	2800	1.0	4700	30000	
A 60 3_171.5	171.5	5.2	2800	1.7	4700	30000	2.9	2800	0.94	4700	30000	
A 60 3_185.8	185.8	4.8	2800	1.6	4700	30000	2.7	2800	0.87	4700	30000	
A 60 4_208.7	208.7	4.3	2800	1.4	3500	30000	2.4	2800	0.79	3500	30000	
A 60 4_226.1	226.1	4.0	2800	1.3	3500	30000	2.2	2800	0.73	3500	30000	
A 60 4_264.3	264.3	3.4	2800	1.1	3500	30000	1.9	2800	0.62	3500	30000	
A 60 4_286.3	286.3	3.1	2800	1.0	3500	30000	1.7	2800	0.58	3500	30000	
A 60 4_324.2	324.2	2.8	2800	0.91	3500	30000	1.5	2800	0.51	3500	30000	
A 60 4_351.2	351.2	2.6	2800	0.84	3500	30000	1.4	2800	0.47	3500	30000	
A 60 4_404.7	404.7	2.2	2800	0.73	3500	30000	1.2	2800	0.41	3500	30000	
A 60 4_438.4	438.4	2.1	2800	0.68	3500	30000	1.1	2800	0.38	3500	30000	
A 60 4_500.3	500.3	1.8	2800	0.59	3500	30000	1.0	2800	0.33	3500	30000	
A 60 4_542.0	542.0	1.7	2800	0.55	3500	30000	0.92	2800	0.30	3500	30000	
A 60 4_585.8	585.8	1.5	2800	0.51	3500	30000	0.85	2800	0.28	3500	30000	
A 60 4_634.6	634.6	1.4	2800	0.47	3500	30000	0.79	2800	0.26	3500	30000	
A 60 4_697.3	697.3	1.3	2800	0.43	3500	30000	0.72	2800	0.24	3500	30000	
A 60 4_755.4	755.4	1.2	2800	0.39	3500	30000	0.66	2800	0.22	3500	30000	



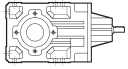

A 70 5000 Nm

	i	n ₁ = 2800 min ⁻¹					n ₁ = 1400 min ⁻¹					
		n ₂ min ⁻¹	M _{n2} Nm	P _{n1} kW	R _{n1} N	R _{n2} N	n ₂ min ⁻¹	M _{n2} Nm	P _{n1} kW	R _{n1} N	R _{n2} N	
A 70 3_9.4	9.4	297	2300	79	1900	25900	148	2800	48	2550	31900	
A 70 3_10.2	10.2	274	2400	76	2480	26400	137	3200	50	1480	31900	
A 70 3_12.1	12.1	232	2400	64	2420	28000	116	3200	43	1400	33900	
A 70 3_13.1	13.1	214	2600	64	2420	28400	107	3350	41	2100	34600	
A 70 3_15.4	15.4	182	2700	56	2100	29900	91	3350	35	2430	36700	
A 70 3_16.7	16.7	168	2850	55	2500	30400	84	3600	35	2590	37200	
A 70 3_19.7	19.7	142	2900	48	2030	32100	71	3700	30	1790	39300	
A 70 3_21.3	21.3	131	3000	45	2750	32900	66	4000	30	1830	39800	
A 70 3_23.5	23.5	119	3500	48	4930	32900	60	4300	30	6250	40500	
A 70 3_27.8	27.8	101	3450	40	4960	35100	50	4200	24	6300	43300	
A 70 3_30.1	30.1	93	3700	40	4970	35600	47	4550	24	6300	43900	
A 70 3_35.4	35.4	79	3650	33	5040	37900	40	4500	21	6370	46600	
A 70 3_38.4	38.4	73	3950	33	5040	38400	36	4850	20	6380	47300	
A 70 3_45.2	45.2	62	3900	28	5050	40800	31	4800	17.1	6400	50000	
A 70 3_49.0	49.0	57	4250	28	5050	41300	28.6	5000	16.4	6450	50000	
A 70 3_53.2	53.2	53	4100	25	5030	42900	26.3	5000	15.1	6380	50000	
A 70 3_57.7	57.7	49	4450	25	5030	43400	24.3	5000	14.0	6490	50000	
A 70 3_66.9	66.9	42	4350	21	5050	46000	20.9	5000	12.0	6480	50000	
A 70 3_72.5	72.5	39	4750	21	5040	46500	19.3	5000	11.1	6580	50000	
A 70 3_79.3	79.3	35	4600	18.7	5020	48400	17.6	5000	10.2	6520	50000	
A 70 3_85.9	85.9	33	4950	18.6	5030	49100	16.3	5000	9.4	6620	50000	
A 70 3_96.2	96.2	29.1	4850	16.2	5000	50000	14.6	5000	8.4	6570	50000	
A 70 3_104.2	104.2	26.9	5000	15.5	5060	50000	13.4	5000	7.7	6660	50000	
A 70 3_120.6	120.6	23.2	5000	13.4	5010	50000	11.6	5000	6.7	6610	50000	
A 70 3_130.7	130.7	21.4	5000	12.3	5100	50000	10.7	5000	6.2	6690	50000	
A 70 3_141.9	141.9	19.7	5000	11.4	5040	50000	9.9	5000	5.7	6640	50000	
A 70 3_153.7	153.7	18.2	3300	6.9	5410	50000	9.1	4050	4.2	6920	50000	
A 70 4_169.8	169.8	16.5	5000	9.7	1130	50000	8.2	5000	4.9	2520	50000	
A 70 4_183.9	183.9	15.2	5000	9.0	1450	50000	7.6	5000	4.5	2670	50000	
A 70 4_220.3	220.3	12.7	5000	7.5	1560	50000	6.4	5000	3.7	2710	50000	
A 70 4_238.6	238.6	11.7	5000	6.9	1860	50000	5.9	5000	3.5	2770	50000	
A 70 4_292.0	292.0	9.6	5000	5.6	1900	50000	4.8	5000	2.8	2790	50000	
A 70 4_316.4	316.4	8.9	5000	5.2	2110	50000	4.4	5000	2.6	2850	50000	
A 70 4_369.4	369.4	7.6	5000	4.5	2110	50000	3.8	5000	2.2	2840	50000	
A 70 4_400.2	400.2	7.0	5000	4.1	2160	50000	3.5	5000	2.1	2900	50000	
A 70 4_475.8	475.8	5.9	5000	3.5	2150	50000	2.9	5000	1.7	2890	50000	
A 70 4_515.4	515.4	5.4	5000	3.2	2200	50000	2.7	5000	1.6	2940	50000	
A 70 4_595.0	595.0	4.7	5000	2.8	2190	50000	2.4	5000	1.4	2920	50000	
A 70 4_644.6	644.6	4.3	5000	2.6	2230	50000	2.2	5000	1.3	2970	50000	
A 70 4_705.1	705.1	4.0	5000	2.3	2200	50000	2.0	5000	1.2	2940	50000	
A 70 4_763.9	763.9	3.7	5000	2.2	2250	50000	1.8	5000	1.1	2990	50000	
A 70 4_855.3	855.3	3.3	5000	1.9	2220	50000	1.6	5000	0.96	2960	50000	
A 70 4_926.5	926.5	3.0	5000	1.8	2270	50000	1.5	5000	0.89	3000	50000	
A 70 4_1072	1072	2.6	5000	1.5	2240	50000	1.3	5000	0.77	2970	50000	
A 70 4_1161	1161	2.4	5000	1.4	2280	50000	1.2	5000	0.71	3020	50000	
A 70 4_1242	1242	2.3	5000	1.3	2250	50000	1.1	5000	0.66	2980	50000	
A 70 4_1346	1346	2.1	5000	1.2	2290	50000	1.0	5000	0.61	3030	50000	
A 70 4_1583	1583	1.8	5000	1.0	2260	50000	0.88	5000	0.52	2990	50000	
A 70 4_1715	1715	1.6	5000	0.96	2300	50000	0.82	5000	0.48	3040	50000	

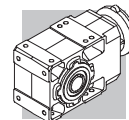
335



A 70 5000 Nm

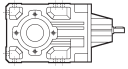

		i	n ₁ = 900 min ⁻¹					n ₁ = 500 min ⁻¹					
			n ₂ min ⁻¹	M _{n2} Nm	P _{n1} kW	R _{n1} N	R _{n2} N	n ₂ min ⁻¹	M _{n2} Nm	P _{n1} kW	R _{n1} N	R _{n2} N	
A 70 3_9.4	9.4	95	3000	33	4290	36900	53	3000	18.3	7000	45400		
A 70 3_10.2	10.2	88	3250	33	4290	37400	49	3250	18.3	7000	46100		
A 70 3_12.1	12.1	75	3650	31	1620	38700	41	3650	17.4	6470	47900		
A 70 3_13.1	13.1	69	3950	31	1650	39200	38	3950	17.4	6500	48600		
A 70 3_15.4	15.4	58	3700	25	3510	42200	32	3700	13.8	7000	50000		
A 70 3_16.7	16.7	54	4000	25	3560	42800	30	4000	13.8	7000	50000		
A 70 3_19.7	19.7	46	3700	19.5	4910	46100	25.4	3700	10.8	7000	50000		
A 70 3_21.3	21.3	42	4000	19.4	4950	46800	23.5	4000	10.8	7000	50000		
A 70 3_23.5	23.5	38	4900	21.6	7000	46300	21.3	5000	12.2	7000	50000		
A 70 3_27.8	27.8	32	4800	17.9	7000	49400	18.0	5000	10.4	7000	50000		
A 70 3_30.1	30.1	29.9	5000	17.2	7000	50000	16.6	5000	9.6	7000	50000		
A 70 3_35.4	35.4	25.4	5000	14.6	7000	50000	14.1	5000	8.1	7000	50000		
A 70 3_38.4	38.4	23.4	5000	13.5	7000	50000	13.0	5000	7.5	7000	50000		
A 70 3_45.2	45.2	19.9	5000	11.4	7000	50000	11.1	5000	6.4	7000	50000		
A 70 3_49.0	49.0	18.4	5000	10.6	7000	50000	10.2	5000	5.9	7000	50000		
A 70 3_53.2	53.2	16.9	5000	9.7	7000	50000	9.4	5000	5.4	7000	50000		
A 70 3_57.7	57.7	15.6	5000	9.0	7000	50000	8.7	5000	5.0	7000	50000		
A 70 3_66.9	66.9	13.4	5000	7.7	7000	50000	7.5	5000	4.3	7000	50000		
A 70 3_72.5	72.5	12.4	5000	7.1	7000	50000	6.9	5000	4.0	7000	50000		
A 70 3_79.3	79.3	11.3	5000	6.5	7000	50000	6.3	5000	3.6	7000	50000		
A 70 3_85.9	85.9	10.5	5000	6.0	7000	50000	5.8	5000	3.3	7000	50000		
A 70 3_96.2	96.2	9.4	5000	5.4	7000	50000	5.2	5000	3.0	7000	50000		
A 70 3_104.2	104.2	8.6	5000	5.0	7000	50000	4.8	5000	2.8	7000	50000		
A 70 3_120.6	120.6	7.5	5000	4.3	7000	50000	4.1	5000	2.4	7000	50000		
A 70 3_130.7	130.7	6.9	5000	4.0	7000	50000	3.8	5000	2.2	7000	50000		
A 70 3_141.9	141.9	6.3	5000	3.7	7000	50000	3.5	5000	2.0	7000	50000		
A 70 3_153.7	153.7	5.9	4600	3.1	7000	50000	3.3	5000	1.9	7000	50000		
A 70 4_169.8	169.8	5.3	5000	3.1	3170	50000	2.9	5000	1.7	3500	50000		
A 70 4_183.9	183.9	4.9	5000	2.9	3240	50000	2.7	5000	1.6	3500	50000		
A 70 4_220.3	220.3	4.1	5000	2.4	3270	50000	2.3	5000	1.3	3500	50000		
A 70 4_238.6	238.6	3.8	5000	2.2	3340	50000	2.1	5000	1.2	3500	50000		
A 70 4_292.0	292.0	3.1	5000	1.8	3350	50000	1.7	5000	1.0	3500	50000		
A 70 4_316.4	316.4	2.8	5000	1.7	3410	50000	1.6	5000	0.93	3500	50000		
A 70 4_369.4	369.4	2.4	5000	1.4	3410	50000	1.4	5000	0.80	3500	50000		
A 70 4_400.2	400.2	2.2	5000	1.3	3460	50000	1.2	5000	0.74	3500	50000		
A 70 4_475.8	475.8	1.9	5000	1.1	3450	50000	1.1	5000	0.62	3500	50000		
A 70 4_515.4	515.4	1.7	5000	1.0	3500	50000	0.97	5000	0.57	3500	50000		
A 70 4_595.0	595.0	1.5	5000	0.89	3480	50000	0.84	5000	0.49	3500	50000		
A 70 4_644.6	644.6	1.4	5000	0.82	3500	50000	0.78	5000	0.46	3500	50000		
A 70 4_705.1	705.1	1.3	5000	0.75	3500	50000	0.71	5000	0.42	3500	50000		
A 70 4_763.9	763.9	1.2	5000	0.69	3500	50000	0.65	5000	0.39	3500	50000		
A 70 4_855.3	855.3	1.1	5000	0.62	3500	50000	0.58	5000	0.34	3500	50000		
A 70 4_926.5	926.5	0.97	5000	0.57	3500	50000	0.54	5000	0.32	3500	50000		
A 70 4_1072	1072	0.84	5000	0.49	3500	50000	0.47	5000	0.27	3500	50000		
A 70 4_1161	1161	0.77	5000	0.46	3500	50000	0.43	5000	0.25	3500	50000		
A 70 4_1242	1242	0.72	5000	0.43	3500	50000	0.40	5000	0.24	3500	50000		
A 70 4_1346	1346	0.67	5000	0.39	3500	50000	0.37	5000	0.22	3500	50000		
A 70 4_1583	1583	0.57	5000	0.33	3500	50000	0.32	5000	0.19	3500	50000		
A 70 4_1715	1715	0.52	5000	0.31	3500	50000	0.29	5000	0.17	3500	50000		

335

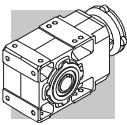


A 80

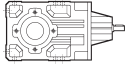

8000 Nm

	i	n ₁ = 2800 min ⁻¹					n ₁ = 1400 min ⁻¹					
		n ₂ min ⁻¹	M _{n2} Nm	P _{n1} kW	R _{n1} N	R _{n2} N	n ₂ min ⁻¹	M _{n2} Nm	P _{n1} kW	R _{n1} N	R _{n2} N	
A 80 3_9.8	9.8	285	3100	102	—	26300	142	3900	64	—	32100	338
A 80 3_10.7	10.7	263	3450	104	—	26300	131	4300	65	—	32300	
A 80 3_12.3	12.3	228	3450	91	—	27700	114	4300	56	—	34000	
A 80 3_13.3	13.3	211	3450	84	1150	28700	105	4300	52	1150	35200	
A 80 3_15.5	15.5	181	3300	69	1560	30600	91	4100	43	1730	37600	
A 80 3_16.7	16.7	167	3600	69	1440	30900	84	4500	43	1460	37900	
A 80 3_19.3	19.3	145	3500	58	1870	32800	72	4400	37	1880	40200	
A 80 3_20.9	20.9	134	3840	59	1670	33100	67	4800	37	1740	40600	
A 80 3_22.6	22.6	124	5050	72	4500	31200	62	6250	45	5830	38400	
A 80 3_24.5	24.5	114	5500	72	4470	31300	57	6750	44	5840	38600	
A 80 3_28.2	28.2	99	5350	61	4700	33500	50	6600	38	5960	41200	
A 80 3_30.6	30.6	92	5250	55	4840	34900	46	6450	34	6140	43000	
A 80 3_35.5	35.5	79	5700	52	4700	36000	39	7000	32	6000	44300	
A 80 3_38.5	38.5	73	6150	51	4720	36200	36	7600	32	6000	44500	
A 80 3_44.5	44.5	63	6050	44	4790	38600	31	7450	27	6070	47500	
A 80 3_48.2	48.2	58	6550	44	4790	38800	29.1	8000	27	6090	47900	
A 80 3_55.2	55.2	51	6400	37	4710	41300	25.4	7900	23	6050	50800	
A 80 3_59.8	59.8	47	6950	37	4690	41500	23.4	8000	22	6170	52300	
A 80 3_66.8	66.8	42	6800	33	4670	43700	21.0	8000	19.3	6150	54600	
A 80 3_72.4	72.4	39	7350	33	4680	44000	19.3	8000	17.8	6280	56500	
A 80 3_82.3	82.3	34	7200	28	4570	46600	17.0	8000	15.7	6230	59300	
A 80 3_89.2	89.2	31	7800	28	4570	46900	15.7	8000	14.5	6350	61400	
A 80 3_96.0	96.0	29.2	7500	25	4410	48900	14.6	8000	13.4	6260	63000	
A 80 3_104.0	104.0	26.9	8000	25	4500	49500	13.5	8000	12.4	6380	65000	
A 80 3_116.0	116.0	24.1	7950	22	4230	51700	12.1	8000	11.1	6300	65000	
A 80 3_125.6	125.6	22.3	8000	21	4630	53400	11.1	8000	10.3	6420	65000	
A 80 3_144.7	144.7	19.3	8000	17.8	4320	56400	9.7	8000	8.9	6350	65000	
A 80 3_156.8	156.8	17.9	8000	16.4	4750	58300	8.9	8000	8.2	6460	65000	
A 80 4_171.3	171.3	16.3	8000	15.4	—	65000	8.2	8000	7.7	1230	65000	
A 80 4_214.7	214.7	13.0	8000	12.3	—	65000	6.5	8000	6.1	1400	65000	
A 80 4_232.6	232.6	12.0	8000	11.3	—	65000	6.0	8000	5.7	1810	65000	
A 80 4_277.3	277.3	10.1	8000	9.5	540	65000	5.0	8000	4.8	1930	65000	
A 80 4_300.4	300.4	9.3	8000	8.8	900	65000	4.7	8000	4.4	2290	65000	
A 80 4_354.0	354.0	7.9	8000	7.4	800	65000	4.0	8000	3.7	2190	65000	
A 80 4_383.5	383.5	7.3	8000	6.9	1140	65000	3.7	8000	3.4	2530	65000	
A 80 4_442.1	442.1	6.3	8000	6.0	1040	65000	3.2	8000	3.0	2430	65000	
A 80 4_478.9	478.9	5.8	8000	5.5	1370	65000	2.9	8000	2.8	2670	65000	
A 80 4_560.5	560.5	5.0	8000	4.7	1240	65000	2.5	8000	2.4	2630	65000	
A 80 4_607.2	607.2	4.6	8000	4.3	1550	65000	2.3	8000	2.2	2720	65000	
A 80 4_703.5	703.5	4.0	8000	3.7	1440	65000	2.0	8000	1.9	2690	65000	
A 80 4_762.1	762.1	3.7	8000	3.5	1730	65000	1.8	8000	1.7	2760	65000	
A 80 4_829.5	829.5	3.4	8000	3.2	1530	65000	1.7	8000	1.6	2720	65000	
A 80 4_898.7	898.7	3.1	8000	2.9	1820	65000	1.6	8000	1.5	2780	65000	
A 80 4_1001	1001	2.8	8000	2.6	1620	65000	1.4	8000	1.3	2740	65000	
A 80 4_1085	1085	2.6	8000	2.4	1900	65000	1.3	8000	1.2	2800	65000	
A 80 4_1237	1237	2.3	8000	2.1	1660	65000	1.1	8000	1.1	2750	65000	
A 80 4_1340	1340	2.1	8000	2.0	1940	65000	1.0	8000	0.98	2810	65000	
A 80 4_1438	1438	1.9	8000	1.8	1730	65000	0.97	8000	0.92	2770	65000	
A 80 4_1558	1558	1.8	8000	1.7	2000	65000	0.90	8000	0.85	2830	65000	

(—) Interpellare il ns. servizio tecnico comunicando i dati relativi al carico radiale (senso di rotazione, orientamento, posizione)

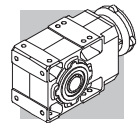


A 80 8000 Nm

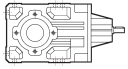

	i	$n_1 = 900 \text{ min}^{-1}$					$n_1 = 500 \text{ min}^{-1}$					
		n_2 min ⁻¹	M_{n2} Nm	P_{n1} kW	R_{n1} N	R_{n2} N	n_2 min ⁻¹	M_{n2} Nm	P_{n1} kW	R_{n1} N	R_{n2} N	
A 80 3_9.8	9.8	92	4450	47	—	36700	51	5300	31	—	43800	
A 80 3_10.7	10.7	84	4900	48	—	36900	47	5850	32	—	44000	
A 80 3_12.3	12.3	73	4900	41	—	38900	41	5850	27	—	46400	
A 80 3_13.3	13.3	68	4900	38	1360	40200	38	5850	25	1600	47900	
A 80 3_15.5	15.5	58	4650	31	2130	43000	32	5550	21	2530	51300	
A 80 3_16.7	16.7	54	5100	32	1840	43400	29.9	6100	21	2120	51700	
A 80 3_19.3	19.3	47	5000	27	2260	46000	25.9	6000	17.9	2530	54800	
A 80 3_20.9	20.9	43	5470	27	2030	46400	23.9	6500	17.9	2530	55400	
A 80 3_22.6	22.6	40	7100	33	6810	43900	22.1	8000	20.4	7000	53400	
A 80 3_24.5	24.5	37	7700	33	6800	44100	20.4	8000	18.8	7000	55300	
A 80 3_28.2	28.2	32	7550	28	6940	47000	17.7	8000	16.3	7000	58400	
A 80 3_30.6	30.6	29.4	7400	25	7000	49000	16.4	8000	15.1	7000	60400	
A 80 3_35.5	35.5	25.3	8000	23	6980	50600	14.1	8000	13.0	7000	63900	
A 80 3_38.5	38.5	23.4	8000	22	7000	52400	13.0	8000	12.0	7000	65000	
A 80 3_44.5	44.5	20.2	8000	18.6	7000	55400	11.2	8000	10.3	7000	65000	
A 80 3_48.2	48.2	18.7	8000	17.2	7000	57300	10.4	8000	9.6	7000	65000	
A 80 3_55.2	55.2	16.3	8000	15.0	7000	60300	9.1	8000	8.3	7000	65000	
A 80 3_59.8	59.8	15.1	8000	13.9	7000	62300	8.4	8000	7.7	7000	65000	
A 80 3_66.8	66.8	13.5	8000	12.4	7000	65000	7.5	8000	6.9	7000	65000	
A 80 3_72.4	72.4	12.4	8000	11.4	7000	65000	6.9	8000	6.4	7000	65000	
A 80 3_82.3	82.3	10.9	8000	10.1	7000	65000	6.1	8000	5.6	7000	65000	
A 80 3_89.2	89.2	10.1	8000	9.3	7000	65000	5.6	8000	5.2	7000	65000	
A 80 3_96.0	96.0	9.4	8000	8.6	7000	65000	5.2	8000	4.8	7000	65000	
A 80 3_104.0	104.0	8.7	8000	8.0	7000	65000	4.8	8000	4.4	7000	65000	
A 80 3_116.0	116.0	7.8	8000	7.1	7000	65000	4.3	8000	4.0	7000	65000	
A 80 3_125.6	125.6	7.2	8000	6.6	7000	65000	4.0	8000	3.7	7000	65000	
A 80 3_144.7	144.7	6.2	8000	5.7	7000	65000	3.5	8000	3.2	7000	65000	
A 80 3_156.8	156.8	5.7	8000	5.3	7000	65000	3.2	8000	2.9	7000	65000	
A 80 4_171.3	171.3	5.3	8000	4.9	2300	65000	2.9	8000	2.7	3500	65000	
A 80 4_214.7	214.7	4.2	8000	3.9	2470	65000	2.3	8000	2.2	3500	65000	
A 80 4_232.6	232.6	3.9	8000	3.6	2870	65000	2.1	8000	2.0	3500	65000	
A 80 4_277.3	277.3	3.2	8000	3.1	3000	65000	1.8	8000	1.7	3500	65000	
A 80 4_300.4	300.4	3.0	8000	2.8	3120	65000	1.7	8000	1.6	3500	65000	
A 80 4_354.0	354.0	2.5	8000	2.4	3100	65000	1.4	8000	1.3	3500	65000	
A 80 4_383.5	383.5	2.3	8000	2.2	3180	65000	1.3	8000	1.2	3500	65000	
A 80 4_442.1	442.1	2.0	8000	1.9	3160	65000	1.1	8000	1.1	3500	65000	
A 80 4_478.9	478.9	1.9	8000	1.8	3230	65000	1.0	8000	0.98	3500	65000	
A 80 4_560.5	560.5	1.6	8000	1.5	3210	65000	0.89	8000	0.84	3500	65000	
A 80 4_607.2	607.2	1.5	8000	1.4	3280	65000	0.82	8000	0.78	3500	65000	
A 80 4_703.5	703.5	1.3	8000	1.2	3260	65000	0.71	8000	0.67	3500	65000	
A 80 4_762.1	762.1	1.2	8000	1.1	3320	65000	0.66	8000	0.62	3500	65000	
A 80 4_829.5	829.5	1.1	8000	1.0	3280	65000	0.60	8000	0.57	3500	65000	
A 80 4_898.7	898.7	1.0	8000	0.94	3340	65000	0.56	8000	0.52	3500	65000	
A 80 4_1001	1001	0.90	8000	0.85	3300	65000	0.50	8000	0.47	3500	65000	
A 80 4_1085	1085	0.83	8000	0.78	3360	65000	0.46	8000	0.43	3500	65000	
A 80 4_1237	1237	0.73	8000	0.68	3310	65000	0.40	8000	0.38	3500	65000	
A 80 4_1340	1340	0.67	8000	0.63	3370	65000	0.37	8000	0.35	3500	65000	
A 80 4_1438	1438	0.63	8000	0.59	3330	65000	0.35	8000	0.33	3500	65000	
A 80 4_1558	1558	0.58	8000	0.54	3390	65000	0.32	8000	0.30	3500	65000	

338

(—) Interpellare il ns. servizio tecnico comunicando i dati relativi al carico radiale (senso di rotazione, orientamento, posizione)

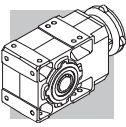


A 90 14000 Nm

	i	n ₁ = 2800 min ⁻¹					n ₁ = 1400 min ⁻¹					
		n ₂ min ⁻¹	M _{n2} Nm	P _{n1} kW	R _{n1} N	R _{n2} N	n ₂ min ⁻¹	M _{n2} Nm	P _{n1} kW	R _{n1} N	R _{n2} N	
A 90 3_9.7	9.7	289	7800	260	2440	27600	145	9050	151	5520	35000	
A 90 3_10.5	10.5	267	8350	257	2620	27700	134	9800	151	5530	34900	
A 90 3_12.6	12.6	221	8500	217	2700	29800	111	10450	133	4790	36700	
A 90 3_13.7	13.7	204	8050	189	4670	31800	102	11150	131	5060	36900	
A 90 3_15.6	15.6	180	8900	184	3240	32000	90	10950	113	5410	39400	
A 90 3_16.9	16.9	166	9650	184	3230	31900	83	11850	113	5440	39300	
A 90 3_19.4	19.4	144	9400	156	3160	34300	72	11550	96	5350	42300	
A 90 3_21.0	21.0	133	10150	156	3210	34300	67	12400	95	5510	42400	
A 90 3_22.3	22.3	126	9850	143	9660	35700	63	12150	88	12200	43900	
A 90 3_24.1	24.1	116	10700	143	9660	35500	58	13150	88	12200	43800	
A 90 3_29.1	29.1	96	10550	117	9800	38900	48	13000	72	12400	47900	
A 90 3_31.5	31.5	89	11450	117	9800	38800	44	14000	72	12400	47900	
A 90 3_35.8	35.8	78	11150	100	9910	41600	39	13750	62	12500	51100	
A 90 3_38.8	38.8	72	12100	100	9900	41500	36	14000	58	12700	52700	
A 90 3_44.6	44.6	63	11800	85	9920	44600	31	14000	51	12700	56000	
A 90 3_48.3	48.3	58	12800	85	9920	44500	29.0	14000	47	12800	58000	
A 90 3_55.0	55.0	51	12550	73	9960	47500	25.4	14000	41	12800	61400	
A 90 3_59.6	59.6	47	13550	73	9970	47500	23.5	14000	38	13000	63500	
A 90 3_68.8	68.8	41	13350	63	9960	50900	20.4	14000	33	13000	67400	
A 90 3_74.5	74.5	38	14000	61	10000	51700	18.8	14000	30	13100	69700	
A 90 3_80.4	80.4	35	13900	56	9920	53500	17.4	14000	28	13000	71900	
A 90 3_87.1	87.1	32	14000	52	10100	55500	16.1	14000	26	13200	74300	
A 90 3_98.6	98.6	28.4	14000	46	9990	58500	14.2	14000	23	13100	75000	
A 90 3_106.8	106.8	26.2	14000	42	10100	60600	13.1	14000	21	13300	75000	
A 90 3_116.9	116.9	24.0	14000	39	10100	63000	12.0	14000	19.3	13200	75000	
A 90 3_126.6	126.6	22.1	10650	27	10600	71400	11.1	13150	16.7	13400	75000	
A 90 3_139.4	139.4	20.1	10350	24	10600	74500	10.0	12750	14.7	13400	75000	
A 90 3_151.0	151.0	18.5	11200	24	10600	75000	9.3	13800	14.7	13400	75000	
A 90 4_166.1	166.1	16.9	14000	28	—	75000	8.4	14000	13.9	—	75000	
A 90 4_180.0	180.0	15.6	14000	26	—	75000	7.8	14000	12.8	—	75000	
A 90 4_209.0	209.0	13.4	14000	22	—	75000	6.7	14000	11.0	—	75000	
A 90 4_226.4	226.4	12.4	14000	20	—	75000	6.2	14000	10.2	—	75000	
A 90 4_281.4	281.4	9.9	14000	16.4	—	75000	5.0	14000	8.2	—	75000	
A 90 4_304.9	304.9	9.2	14000	15.1	—	75000	4.6	14000	7.6	—	75000	
A 90 4_355.8	355.8	7.9	14000	13.0	—	75000	3.9	14000	6.5	—	75000	
A 90 4_385.4	385.4	7.3	14000	12.0	—	75000	3.6	14000	6.0	680	75000	
A 90 4_449.2	449.2	6.2	14000	10.3	—	75000	3.1	14000	5.1	—	75000	
A 90 4_486.6	486.6	5.8	14000	9.5	—	75000	2.9	14000	4.7	950	75000	
A 90 4_555.3	555.3	5.0	14000	8.3	—	75000	2.5	14000	4.2	740	75000	
A 90 4_601.6	601.6	4.7	14000	7.7	—	75000	2.3	14000	3.8	1200	75000	
A 90 4_707.9	707.9	4.0	14000	6.5	—	75000	2.0	14000	3.3	1050	75000	
A 90 4_766.9	766.9	3.7	14000	6.0	—	75000	1.8	14000	3.0	1490	75000	
A 90 4_865.1	865.1	3.2	14000	5.3	—	75000	1.6	14000	2.7	1170	75000	
A 90 4_937.2	937.2	3.0	14000	4.9	—	75000	1.5	14000	2.5	1590	75000	
A 90 4_1025	1025	2.7	14000	4.5	—	75000	1.4	14000	2.2	1330	75000	
A 90 4_1111	1111	2.5	14000	4.2	—	75000	1.3	14000	2.1	1740	75000	
A 90 4_1222	1222	2.3	14000	3.8	—	75000	1.1	14000	1.9	1380	75000	
A 90 4_1324	1324	2.1	14000	3.5	—	75000	1.1	14000	1.7	1790	75000	
A 90 4_1507	1507	1.9	14000	3.1	—	75000	0.93	14000	1.5	1440	75000	
A 90 4_1632	1632	1.7	14000	2.8	—	75000	0.86	14000	1.4	1840	75000	

341

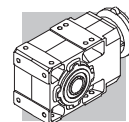
(—) Interpellare il ns. servizio tecnico comunicando i dati relativi al carico radiale (senso di rotazione, orientamento, posizione)



A 90 14000 Nm

	i	n ₁ = 900 min ⁻¹					n ₁ = 500 min ⁻¹					
		n ₂ min ⁻¹	M _{n2} Nm	P _{n1} kW	R _{n1} N	R _{n2} N	n ₂ min ⁻¹	M _{n2} Nm	P _{n1} kW	R _{n1} N	R _{n2} N	
A 90 3_9.7	9.7	93	9050	97	9800	42300	52	9050	54	15000	53700	341
A 90 3_10.5	10.5	86	9800	97	9810	42500	48	9800	54	15000	54200	
A 90 3_12.6	12.6	71	11800	97	6720	42100	40	11800	54	13500	54500	
A 90 3_13.7	13.7	66	12750	96	6770	42100	37	12800	54	13500	54600	
A 90 3_15.6	15.6	58	11550	77	8730	46700	32	11550	43	15000	59900	
A 90 3_16.9	16.9	53	12500	77	8750	46800	29.6	12500	43	15000	60300	
A 90 3_19.4	19.4	46	11550	62	9630	51400	25.8	11550	34	15000	65400	
A 90 3_21.0	21.0	43	12400	61	9790	51700	23.8	12400	34	15000	66100	
A 90 3_22.3	22.3	40	13850	64	14200	50200	22.5	14000	36	15000	64700	
A 90 3_24.1	24.1	37	14000	60	14400	51900	20.7	14000	33	15000	66900	
A 90 3_29.1	29.1	31	14000	50	14600	56200	17.2	14000	28	15000	72100	
A 90 3_31.5	31.5	28.6	14000	46	14800	58400	15.9	14000	26	15000	74700	
A 90 3_35.8	35.8	25.1	14000	40	14900	61700	14.0	14000	23	15000	75000	
A 90 3_38.8	38.8	23.2	14000	37	15000	63900	12.9	14000	21	15000	75000	
A 90 3_44.6	44.6	20.2	14000	33	15000	67700	11.2	14000	18.1	15000	75000	
A 90 3_48.3	48.3	18.6	14000	30	15000	70000	10.4	14000	16.7	15000	75000	
A 90 3_55.0	55.0	16.4	14000	26	15000	73800	9.1	14000	14.6	15000	75000	
A 90 3_59.6	59.6	15.1	14000	24	15000	75000	8.4	14000	13.5	15000	75000	
A 90 3_68.8	68.8	13.1	14000	21	15000	75000	7.3	14000	11.7	15000	75000	
A 90 3_74.5	74.5	12.1	14000	19.5	15000	75000	6.7	14000	10.8	15000	75000	
A 90 3_80.4	80.4	11.2	14000	18.0	15000	75000	6.2	14000	10.0	15000	75000	
A 90 3_87.1	87.1	10.3	14000	16.7	15000	75000	5.7	14000	9.3	15000	75000	
A 90 3_98.6	98.6	9.1	14000	14.7	15000	75000	5.1	14000	8.2	15000	75000	
A 90 3_106.8	106.8	8.4	14000	13.6	15000	75000	4.7	14000	7.5	15000	75000	
A 90 3_116.9	116.9	7.7	14000	12.4	15000	75000	4.3	14000	6.9	15000	75000	
A 90 3_126.6	126.6	7.1	14000	11.4	15000	75000	3.9	14000	6.4	15000	75000	
A 90 3_139.4	139.4	6.5	14000	10.4	15000	75000	3.6	14000	5.8	15000	75000	
A 90 3_151.0	151.0	6.0	14000	9.6	15000	75000	3.3	14000	5.3	15000	75000	
A 90 4_166.1	166.1	5.4	14000	8.9	—	75000	3.0	14000	5.0	700	75000	
A 90 4_180.0	180.0	5.0	14000	8.2	—	75000	2.8	14000	4.6	1400	75000	
A 90 4_209.0	209.0	4.3	14000	7.1	—	75000	2.4	14000	3.9	1500	75000	
A 90 4_226.4	226.4	4.0	14000	6.5	500	75000	2.2	14000	3.6	2100	75000	
A 90 4_281.4	281.4	3.2	14000	5.3	690	75000	1.8	14000	2.9	2300	75000	
A 90 4_304.9	304.9	3.0	14000	4.9	1230	75000	1.6	14000	2.7	2900	75000	
A 90 4_355.8	355.8	2.5	14000	4.2	1240	75000	1.4	14000	2.3	2900	75000	
A 90 4_385.4	385.4	2.3	14000	3.8	1750	75000	1.3	14000	2.1	3400	75000	
A 90 4_449.2	449.2	2.0	14000	3.3	1540	75000	1.1	14000	1.8	3200	75000	
A 90 4_486.6	486.6	1.8	14000	3.0	2020	75000	1.0	14000	1.7	3500	75000	
A 90 4_555.3	555.3	1.6	14000	2.7	1810	75000	0.90	14000	1.5	3500	75000	
A 90 4_601.6	601.6	1.5	14000	2.5	2270	75000	0.83	14000	1.4	3500	75000	
A 90 4_707.9	707.9	1.3	14000	2.1	2120	75000	0.71	14000	1.2	3500	75000	
A 90 4_766.9	766.9	1.2	14000	1.9	2560	75000	0.65	14000	1.1	3500	75000	
A 90 4_865.1	865.1	1.0	14000	1.7	2240	75000	0.58	14000	0.95	3500	75000	
A 90 4_937.2	937.2	0.96	14000	1.6	2660	75000	0.53	14000	0.88	3500	75000	
A 90 4_1025	1025	0.88	14000	1.4	2400	75000	0.49	14000	0.80	3500	75000	
A 90 4_1111	1111	0.81	14000	1.3	2810	75000	0.45	14000	0.74	3500	75000	
A 90 4_1222	1222	0.74	14000	1.2	2450	75000	0.41	14000	0.67	3500	75000	
A 90 4_1324	1324	0.68	14000	1.1	2860	75000	0.38	14000	0.62	3500	75000	
A 90 4_1507	1507	0.60	14000	0.98	2410	75000	0.33	14000	0.55	3500	75000	
A 90 4_1632	1632	0.55	14000	0.91	2910	75000	0.31	14000	0.50	3500	75000	

(—) Interpellare il ns. servizio tecnico comunicando i dati relativi al carico radiale (senso di rotazione, orientamento, posizione)

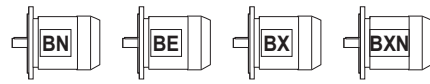


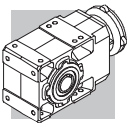
40 PREDISPOSIZIONI MOTORE





Nelle tabelle seguenti vengono riportati gli abbinamenti motore possibili in termini puramente geometrici.

La scelta del motoriduttore deve essere effettuata seguendo le istruzioni specificate al paragrafo 12, rispettando in particolare la condizione $S \geq f_s$.

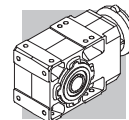
(C 40)

		IEC_  (IM B5)																			
		BN	BE	BXN	BN	BE	BXN	BN	BE	BX	BXN	BN	BE	BX	BXN	BN	BE	BX	BN	BE	BX
P _{n1} (#) [kW]	2p	0.37	—	—	0.75	—	—	1.5	1.1	—	—	2.2	2.2	—	—	4	3	—	4	4	—
	4p	0.25	0.18	0.18	0.55	0.37	0.37	1.1	0.75	0.75	0.75	1.85	1.5	1.5	1.5	3	3	3	4	4	4
	6p	0.12	—	—	0.37	—	—	0.75	—	—	—	1.1	0.75	—	—	1.85	1.5	—	2.2	2.2	—
		P63			P71			P80			P90			P100			P112				
A 05 2		5.5_91.6			5.5_51.3			5.5_51.3													
A 10 2		5.5_91.6			5.5_91.6			5.5_65.9			5.5_65.9			5.5_65.9			5.5_65.9				
A 20 2		7.3_92.3 ⊖(10.3)			7.3_92.3 ⊖(10.3)			5.4_79.9			5.4_79.9			5.4_79.9			5.4_79.9				
A 20 3		109.2_380.9			109.2_380.9			109.2_380.9			109.2_380.9			109.2_380.9			109.2_380.9				
A 30 2		9.3_97.5 ⊖(10.5; 13.6_16.3)			9.3_97.5 ⊖(10.5; 13.6_16.3)			5.4_97.5			5.4_97.5			5.4_97.5			5.4_97.5				
A 30 3		109.1_400.8			109.1_400.8			109.1_400.8			109.1_400.8			109.1_400.8			109.1_400.8				
A 35 2		9.3_95.6 ⊖(13.1_20.4)			9.3_95.6 ⊖(13.1_20.4)			5.4_95.6			5.4_95.6			5.4_95.6			5.4_95.6				
A 35 3		105.5_393.2			105.5_393.2			105.5_393.2			105.5_393.2			105.5_393.2			105.5_393.2				
A 41 2		11.7_79.2 ⊖(13.8_17.8)			11.7_79.2 ⊖(13.8_17.8)			5.2_79.2			5.2_79.2			5.2_79.2			5.2_79.2				
A 41 3		92.8_376.8			92.8_376.8			92.8_376.8			92.8_376.8			92.8_376.8			92.8_376.8				
A 50 2		20.9			20.9			7.7_20.9			7.7_20.9			7.7_20.9			7.7_20.9				
A 50 3		51.7_190.6			51.7_190.6			24.0_190.6			24.0_190.6			24.0_190.6			24.0_190.6				
A 50 4	i =	211.0_778.2			211.0_778.2			211.0_778.2			211.0_778.2			211.0_778.2			211.0_778.2				
A 55 2								13.1_19.2			13.1_19.2			13.1_19.2			13.1_19.2				
A 55 3		64.3_194.2			64.3_194.2			23.8_194.2			23.8_194.2			23.8_194.2			23.8_194.2				
A 55 4		208.1_793.0			208.1_793.0			208.1_793.0			208.1_793.0			208.1_793.0			208.1_793.0				
A 60 2								10.3_20.6			10.3_20.6			10.3_20.6			10.3_20.6				
A 60 3		65.0_185.8			65.0_185.8			25.7_185.8			25.7_185.8			25.7_185.8			25.7_185.8				
A 60 4		208.7_755.4			208.7_755.4			208.7_755.4			208.7_755.4			208.7_755.4			208.7_755.4				
A 70 3								66.9_153.7			66.9_153.7			66.9_153.7			66.9_153.7				
A 70 4		292.0_1715			292.0_1715			169.8_1715			169.8_1715			169.8_1715			169.8_1715				
A 80 3								82.3_156.8			82.3_156.8			82.3_156.8			82.3_156.8				
A 80 4		354.0_1558			354.0_1558			171.3_1558			171.3_1558			171.3_1558			171.3_1558				
A 90 3								98.6_151.0			98.6_151.0			98.6_151.0			98.6_151.0				
A 90 4		449.2_1632			449.2_1632			166.1_1632			166.1_1632			166.1_1632			166.1_1632				



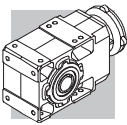
		IEC_     (IM B5)														
		BN	BE	BX	BN	BE	BX	BN	BE	BX	BN	BX	BX	IEC	BX	IEC
P_{n1}(#) [kW]	2p	9.2	9.2	—	18.5	18.5	—	22	—	—	30	—	—	45	—	55
	4p	9.2	9.2	7.5	15	15	15	22	22	22	30	30	45	45	55	55
	6p	5.5	4	—	11	7.5	—	15	—	—	18.5	—	—	30	—	37
		P132			P160			P180			P200		P225		P250	
A 05 2																
A 10 2																
A 20 2																
A 20 3																
A 30 2																
A 30 3																
A 35 2		5.4_11.8														
A 35 3																
A 41 2		5.2_45.1														
A 41 3																
A 50 2		7.7_20.9			7.7_20.9			7.7_20.9								
A 50 3		24.0_109.4			24.0_109.4			24.0_109.4								
A 50 4	i =															
A 55 2		4.9_19.2			4.9_19.2			4.9_19.2								
A 55 3		23.8_123.9			23.8_123.9			23.8_123.9								
A 55 4																
A 60 2		7.9_20.6			7.9_20.6			7.9_20.6								
A 60 3		25.7_133.3			25.7_133.3			25.7_133.3								
A 60 4																
A 70 3		15.4_153.7 ⊖(23.5_30.1)			9.4_153.7			9.4_153.7			9.4_38.4 ⊖(19.7_21.3)					
A 70 4		169.8_644.6														
A 80 3		19.3_156.8 ⊖(22.6_38.5)			12.3_156.8 ⊖(22.6_24.5)			9.8_156.8			9.8_104.0		9.8_104.0			
A 80 4		171.3_762.1														
A 90 3		55.0_151.0			19.4_151.0 ⊖(22.3_38.8)			9.7_151.0			9.7_126.6		9.7_126.6		9.7_126.6	
A 90 4		166.1_937.2			166.1_937.2			166.1_937.2								

(#) **P_{n1}** = massima potenza installabile sull'ingresso P_



(C 41)

		M05 - ME05 - MXN05	M1 - ME1 - MXN10	ME2 - MX2 - MXN20	ME3 - MX4	ME4 - MX4	ME5 - MX5
A 05 2	i =	5.5_91.6	5.5_51.3	5.5_65.9			
A 10 2		5.5_91.6	5.5_51.3	5.5_65.9	5.5_65.9		
A 20 2		7.3_92.3 ⊖ (10.3)	7.3_63.1 ⊖ (10.3)	5.4_79.9	5.4_79.9		
A 20 3		109.2_380.9	109.2_380.9	109.2_380.9	109.2_380.9		
A 30 2			9.3_76.5 ⊖ (10.5 ; 13.6_16.3)	5.4_97.5	5.4_97.5		
A 30 3		109.1_400.8	109.1_400.8	109.1_400.8	109.1_400.8		
A 35 2			9.3_95.6 ⊖ (13.1_20.4)	5.4_95.6	5.4_95.6	5.4_11.8	
A 35 3		105.5_393.2	105.5_393.2	105.5_393.2	105.5_393.2		
A 41 2			11.7_79.2 ⊖ (13.8_17.8)	5.2_79.2	5.2_79.2	5.2_45.1	
A 41 3		92.8_376.8	92.8_376.8	92.8_376.8	92.8_376.8		
A 50 2			20.9	7.7_20.9	7.7_20.9	7.7_20.9	7.7_20.9
A 50 3			51.7_190.6	24.0_190.6	24.0_190.6	24.0_109.4	24.0_109.4
A 50 4			211.0_778.2	211.0_778.2	211.0_778.2		
A 55 2				13.1_19.2	13.1_19.2	4.9_19.2	4.9_19.2
A 55 3			64.3_194.2	23.8_194.2	23.8_194.2	23.8_123.9	23.8_123.9
A 55 4			208.1_793.0	208.1_793.0	208.1_793.0		
A 60 2				10.3_20.6	10.3_20.6	7.9_20.6	7.9_20.6
A 60 3				25.7_185.8	25.7_185.8	25.7_133.3	25.7_133.3
A 60 4			208.7_755.4	208.7_755.4	208.7_755.4		
A 70 3				66.9_153.7	66.9_153.7	15.4_153.7 ⊖ (23.5_30.1)	15.4_153.7 ⊖ (23.5_30.1)
A 70 4			292.0_1715	169.8_1715	169.8_1715	169.8_644.6	
A 80 3					82.3_156.8	19.3_156.8 ⊖ (22.6_38.5)	19.3_156.8 ⊖ (22.6_38.5)
A 80 4			354.0_1558	171.3_1558	171.3_1558	171.3_762.1	
A 90 3					98.6_151.0	55.0_151.0	55.0_151.0
A 90 4		449.2_1632	166.1_1632	166.1_1632	166.1_937.2		



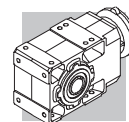
Predisposizioni motore sono disponibili per l'abbinamento dei riduttori A05...A60 con i servomotori delle tipologie più diffuse. Le dimensioni delle flange sono reperibili nella sezione dimensionale di ogni singolo riduttore. La sigla **SK** identifica calettamenti con l'albero motore dotati di sede per chiavetta, mentre la sigla **SC** corrisponde al calettamento mediante morsetto di serraggio (fornito).

(C 42)

		SERVO INPUT							
		SK40A	SK60A	SK60B	SK80A	SK80B	SK80C		
		SC40A	SC60A	SC60B	SC80A	SC80B	SC80C		
A 05 2	i =	5.5_91.6	5.5_91.6	5.5_51.3	5.5_51.3				
A 10 2			5.5_91.6	5.5_51.3	5.5_51.3			5.5_65.9	
A 20 2			7.3_92.3 ⊖(10.3)	7.3_63.1 ⊖(10.3)	7.3_63.1 ⊖(10.3)			5.4_79.9	
A 20 3			109.2_380.9	109.2_380.9	109.2_380.9			109.2_380.9	
A 30 2			9.3_97.5 ⊖(10.5; 13.6_16.3)	9.3_76.5 ⊖(10.5; 13.6_16.3)	9.3_76.5 ⊖(10.5; 13.6_16.3)			5.4_97.5	
A 30 3			109.1_400.8	109.1_400.8	109.1_400.8			109.1_400.8	
A 35 2			9.3_95.6 ⊖(13.1_20.4)	9.3_95.6 ⊖(13.1_20.4)	9.3_95.6 ⊖(13.1_20.4)			5.4_95.6	
A 35 3			105.5_393.2	105.5_393.2	105.5_393.2			105.5_393.2	
A 41 2							11.7_79.2 ⊖(13.8_17.8)	5.2_79.2	
A 41 3			92.8_376.8	92.8_376.8	92.8_376.8			92.8_376.8	
A 50 2							20.9	7.7_20.9	
A 50 3							51.7_190.6	24.0_190.6	
A 50 4								211.0_778.2	
A 55 2								13.1_19.2	
A 55 3							64.3_194.2	23.8_194.2	
A 55 4								208.1_793.0	
A 60 2								10.3_20.6	
A 60 3								25.7_185.8	
A 60 4							208.7_755.4	208.7_755.4	





(C 43)

		SERVO INPUT									
		SK95A	SK95B	SK95C	SK110A	SK110B	SK130A	SK130B	SK180A	SK180B	
		SC95A	SC95B	SC95C	SC110A	SC110B	SC130A	SC130B	SC180A	SC180B	
A 10 2	i =	5.5_51.3	5.5_65.9	5.5_65.9	5.5_65.9	5.5_65.9					
A 20 2		7.3_63.1 ⊖(10.3)	5.4_79.9	5.4_79.9	5.4_79.9	5.4_79.9					
A 20 3		109.2_380.9	109.2_380.9	109.2_380.9	109.2_380.9	109.2_380.9					
A 30 2		9.3_76.5 ⊖(10.5; 13.6_16.3)	5.4_97.5	5.4_97.5	5.4_97.5	5.4_97.5	5.4_97.5				
A 30 3		109.1_400.8	109.1_400.8	109.1_400.8	109.1_400.8	109.1_400.8					
A 35 2		9.3_95.6 ⊖(13.1_20.4)	5.4_95.6	5.4_95.6	5.4_95.6	5.4_95.6	5.4_95.6				
A 35 3		105.5_393.2	105.5_393.2	105.5_393.2	105.5_393.2	105.5_393.2					
A 41 2		11.7_79.2 ⊖(13.8_17.8)	5.2_79.2	5.2_79.2	5.2_79.2	5.2_79.2	5.2_79.2	5.2_45.1	5.2_45.1	5.2_45.1	
A 41 3		92.8_376.8	92.8_376.8	92.8_376.8	92.8_376.8	92.8_376.8					
A 50 2		20.9	7.7_20.9	7.7_20.9	7.7_20.9	7.7_20.9	7.7_20.9	7.7_20.9	7.7_20.9	7.7_20.9	
A 50 3		51.7_190.6	24.0_190.6	24.0_190.6	24.0_190.6	24.0_190.6	24.0_190.6	24.0_109.4	24.0_109.4	24.0_109.4	
A 50 4		211.0_778.2	211.0_778.2	211.0_778.2	211.0_778.2	211.0_778.2	211.0_778.2				
A 55 2			13.1_19.2	13.1_19.2	13.1_19.2	13.1_19.2	13.1_19.2	4.9_19.2	4.9_19.2	4.9_19.2	
A 55 3			64.3_194.2	23.8_194.2	23.8_194.2	23.8_194.2	23.8_194.2	23.8_123.9	23.8_123.9	23.8_123.9	
A 55 4			208.1_793.0	208.1_793.0	208.1_793.0	208.1_793.0	208.1_793.0				
A 60 2			10.3_20.6	10.3_20.6	10.3_20.6	10.3_20.6	10.3_20.6	7.9_20.6	7.9_20.6	7.9_20.6	
A 60 3			65.0_185.8	25.7_185.8	25.7_185.8	25.7_185.8	25.7_185.8	25.7_133.3	25.7_133.3	25.7_133.3	
A 60 4			208.7_755.4	208.7_755.4	208.7_755.4	208.7_755.4	208.7_755.4				






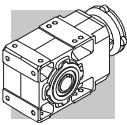
41 MOMENTO D'INERZIA

Le tabelle seguenti indicano i valori del momento d'inerzia J_r [kgm²] riferiti all'asse veloce del riduttore; per una migliore facilità di lettura riportiamo le definizioni dei simboli usati.


	I valori riferiti a questo simbolo sono da attribuire al riduttore compatto senza motore. In questo caso, per avere il momento d'inerzia complessivo del motoriduttore, si dovrà sommare il valore corrispondente al riduttore compatto, a quello del motore da applicare (dato reperibile nelle tabelle delle caratteristiche tecniche dei motori elettrici).		I valori relativi a questi simboli sono da attribuire al riduttore predisposto per attacco motore (grandezza IEC...).
			I valori attribuiti al riduttore sono riferiti a questo simbolo.
			I valori relativi a questi simboli sono da attribuire al riduttore predisposto per accoppiamento a servomotore.

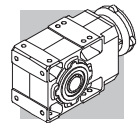
A 05

	i	J ($\cdot 10^{-4}$) [kgm ²]				
						
			63	71	80	
A 05 2_5.5	5.5	0.72	0.99	1.0	1.4	—
A 05 2_6.3	6.3	0.56	0.83	0.86	1.2	—
A 05 2_7.2	7.2	0.48	0.74	0.77	1.1	—
A 05 2_8.5	8.5	0.36	0.63	0.65	1.0	—
A 05 2_9.6	9.6	0.29	0.55	0.58	0.92	—
A 05 2_10.6	10.6	0.50	0.77	0.80	1.1	—
A 05 2_12.3	12.3	0.18	0.45	0.48	0.82	—
A 05 2_13.9	13.9	0.35	0.62	0.65	0.99	—
A 05 2_16.4	16.4	0.27	0.54	0.57	0.91	—
A 05 2_18.6	18.6	0.22	0.49	0.51	0.86	—
A 05 2_21.4	21.4	0.16	0.43	0.46	0.80	—
A 05 2_23.8	23.8	0.14	0.41	0.43	0.78	—
A 05 2_25.5	25.5	0.13	0.39	0.42	0.76	—
A 05 2_28.6	28.6	0.11	0.38	0.40	0.75	—
A 05 2_32.2	32.2	0.09	0.36	0.39	0.73	—
A 05 2_35.1	35.1	0.08	0.35	0.37	0.72	—
A 05 2_40.9	40.9	0.07	0.33	0.36	0.70	—
A 05 2_45.4	45.4	0.05	0.32	0.35	0.69	—
A 05 2_51.3	51.3	0.04	0.31	0.34	0.68	—
A 05 2_58.6	58.6	0.04	0.31	—	—	—
A 05 2_65.9	65.9	0.03	0.30	—	—	—
A 05 2_76.4	76.4	0.02	0.29	—	—	—
A 05 2_91.6	91.6	0.02	0.28	—	—	—



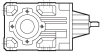


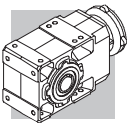
A 05

		J ($\cdot 10^{-4}$) [kgm ²]					
		 SERVO					
	i	40A		60A		60B 80A	
		SK	SC	SK	SC	SK	SC
A 05 2_5.5	5.5	0.89	1.1	0.99	1.3	1.0	1.4
A 05 2_6.3	6.3	0.73	0.89	0.83	1.1	0.86	1.3
A 05 2_7.2	7.2	0.65	0.81	0.74	1.0	0.77	1.2
A 05 2_8.5	8.5	0.53	0.69	0.63	0.89	0.65	1.1
A 05 2_9.6	9.6	0.46	0.62	0.55	0.81	0.58	1.0
A 05 2_10.6	10.6	0.67	0.83	0.77	1.0	0.80	1.2
A 05 2_12.3	12.3	0.35	0.51	0.45	0.71	0.48	0.92
A 05 2_13.9	13.9	0.52	0.68	0.62	0.88	0.65	1.1
A 05 2_16.4	16.4	0.44	0.60	0.54	0.80	0.57	1.0
A 05 2_18.6	18.6	0.39	0.55	0.49	0.75	0.51	0.95
A 05 2_21.4	21.4	0.33	0.49	0.43	0.69	0.46	0.90
A 05 2_23.8	23.8	0.31	0.47	0.41	0.67	0.43	0.87
A 05 2_25.5	25.5	0.30	0.46	0.39	0.65	0.42	0.86
A 05 2_28.6	28.6	0.28	0.44	0.38	0.64	0.40	0.84
A 05 2_32.2	32.2	0.26	0.42	0.36	0.62	0.39	0.83
A 05 2_35.1	35.1	0.25	0.41	0.35	0.61	0.37	0.81
A 05 2_40.9	40.9	0.24	0.40	0.33	0.59	0.36	0.80
A 05 2_45.4	45.4	0.22	0.38	0.32	0.58	0.35	0.79
A 05 2_51.3	51.3	0.21	0.37	0.31	0.57	0.34	0.78
A 05 2_58.6	58.6	0.21	0.37	0.31	0.57	—	—
A 05 2_65.9	65.9	0.20	0.36	0.30	0.56	—	—
A 05 2_76.4	76.4	0.19	0.35	0.29	0.55	—	—
A 05 2_91.6	91.6	0.19	0.35	0.28	0.54	—	—




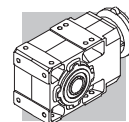
A 10

	i	J ($\cdot 10^{-4}$) [kgm ²]							
			 IEC						
			63	71	80	90	100	112	
A 10 2_5.5	5.5	1.0	2.5	2.5	3.9	3.8	5.1	5.1	1.8
A 10 2_6.3	6.3	0.80	2.3	2.3	3.7	3.6	4.9	4.9	1.6
A 10 2_7.2	7.2	0.60	2.1	2.1	3.5	3.4	4.7	4.7	1.5
A 10 2_8.5	8.5	0.45	1.9	1.9	3.3	3.1	4.5	4.5	1.4
A 10 2_9.6	9.6	0.30	1.8	1.8	3.2	3.1	4.4	4.4	1.3
A 10 2_10.6	10.6	0.50	2.0	2.0	3.4	3.3	4.6	4.6	1.4
A 10 2_12.3	12.3	0.20	1.7	1.7	3.1	3.0	4.3	4.3	1.1
A 10 2_13.9	13.9	0.30	1.8	1.8	3.2	3.1	4.6	4.6	1.2
A 10 2_16.4	16.4	0.25	1.7	1.7	3.1	3.0	4.3	4.3	1.1
A 10 2_18.6	18.6	0.20	1.7	1.7	3.1	3.0	4.3	4.3	1.0
A 10 2_21.4	21.4	0.15	1.6	1.6	3.0	2.9	4.2	4.2	1.0
A 10 2_23.8	23.8	0.10	1.6	1.6	3.0	2.9	4.2	4.2	1.0
A 10 2_25.5	25.5	0.10	1.6	1.6	3.0	2.9	4.2	4.2	1.0
A 10 2_28.6	28.6	0.10	1.6	1.6	3.0	2.9	4.2	4.2	0.90
A 10 2_32.2	32.2	0.08	1.6	1.6	3.0	2.9	4.2	4.2	0.90
A 10 2_35.1	35.1	0.07	1.6	1.6	3.0	2.9	4.2	4.2	0.90
A 10 2_40.9	40.9	0.06	1.6	1.6	3.0	2.9	4.2	4.2	0.90
A 10 2_45.4	45.4	0.05	1.6	1.6	3.0	2.9	4.2	4.2	0.90
A 10 2_51.3	51.3	0.03	1.5	1.5	2.9	2.8	4.1	4.1	0.90
A 10 2_58.6	58.6	0.03	1.5	1.5	2.9	2.8	4.1	4.1	0.90
A 10 2_65.9	65.9	0.02	1.5	1.5	2.9	2.8	4.1	4.1	0.90
A 10 2_76.4	76.4	0.02	1.5	1.5	—	—	—	—	0.90
A 10 2_91.6	91.6	0.01	1.5	1.5	—	—	—	—	0.90



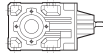


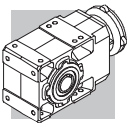
A 10

		J ($\cdot 10^{-4}$) [kgm ²]									
		 SERVO									
	i	60A		60B 80A		95A		80C 95B 110A		95C 110B	
		SK	SC	SK	SC	SK	SC	SK	SC	SK	SC
A 10 2_5.5	5.5	1.3	1.5	1.3	1.7	3.8	4.3	3.9	4.4	3.8	4.8
A 10 2_6.3	6.3	1.1	1.3	1.1	1.5	3.6	4.1	3.7	4.2	3.6	4.6
A 10 2_7.2	7.2	0.87	1.1	0.89	1.3	3.4	3.9	3.5	4.0	3.4	4.4
A 10 2_8.5	8.5	0.72	0.98	0.74	1.2	3.3	3.7	3.3	3.8	3.1	4.1
A 10 2_9.6	9.6	0.57	0.83	0.59	1.0	3.1	3.6	3.2	3.7	3.1	4.1
A 10 2_10.6	10.6	0.77	1.0	0.79	1.2	3.3	3.8	3.4	3.9	3.3	4.3
A 10 2_12.3	12.3	0.47	0.73	0.49	0.93	3.0	3.5	3.1	3.6	3.0	4.0
A 10 2_13.9	13.9	0.57	0.83	0.59	1.0	3.1	3.6	3.2	3.7	3.1	4.1
A 10 2_16.4	16.4	0.52	0.78	0.54	0.98	3.1	3.5	3.1	3.6	3.0	4.0
A 10 2_18.6	18.6	0.47	0.73	0.49	0.93	3.0	3.5	3.1	3.6	3.0	4.0
A 10 2_21.4	21.4	0.42	0.68	0.44	0.88	3.0	3.4	3.0	3.5	2.9	3.9
A 10 2_23.8	23.8	0.37	0.63	0.39	0.83	2.9	3.4	3.0	3.5	2.9	3.9
A 10 2_25.5	25.5	0.37	0.63	0.39	0.83	2.9	3.4	3.0	3.5	2.9	3.9
A 10 2_28.6	28.6	0.37	0.63	0.39	0.83	2.9	3.4	3.0	3.5	2.9	3.9
A 10 2_32.2	32.2	0.35	0.61	0.37	0.81	2.9	3.3	3.0	3.5	2.9	3.9
A 10 2_35.1	35.1	0.34	0.60	0.36	0.80	2.9	3.3	3.0	3.5	2.9	3.9
A 10 2_40.9	40.9	0.33	0.59	0.35	0.79	2.9	3.3	3.0	3.5	2.9	3.9
A 10 2_45.4	45.4	0.32	0.58	0.34	0.78	2.9	3.3	3.0	3.5	2.9	3.9
A 10 2_51.3	51.3	0.30	0.56	0.32	0.76	2.9	3.3	2.9	3.4	2.8	3.8
A 10 2_58.6	58.6	0.30	0.56	—	—	—	—	2.9	3.4	2.8	3.8
A 10 2_65.9	65.9	0.29	0.55	—	—	—	—	2.9	3.4	2.8	3.8
A 10 2_76.4	76.4	0.29	0.55	—	—	—	—	—	—	—	—
A 10 2_91.6	91.6	0.28	0.54	—	—	—	—	—	—	—	—




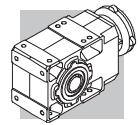
A 20

	i	J (•10 ⁻⁴) [kgm ²]							
			IEC 						
			63	71	80	90	100	112	
A 20 2_5.4	5.4	2.4	—	—	5.3	5.2	6.5	6.5	4.3
A 20 2_6.5	6.5	1.9	—	—	4.8	4.7	6.0	6.0	3.8
A 20 2_7.3	7.3	1.4	2.9	2.9	4.3	4.2	5.5	5.5	3.3
A 20 2_8.4	8.4	1.1	2.6	2.6	4.0	3.9	5.2	5.2	3.0
A 20 2_9.4	9.4	0.90	2.4	2.4	3.8	3.7	5.0	5.0	2.8
A 20 2_10.3	10.3	1.2	—	—	4.1	4.0	5.3	5.3	3.0
A 20 2_12.0	12.0	0.50	2.0	2.0	3.4	3.3	4.6	4.6	2.4
A 20 2_14.1	14.1	0.70	2.2	2.2	3.6	3.5	4.8	4.8	2.6
A 20 2_16.2	16.2	0.55	2.0	2.0	3.4	3.3	4.6	4.6	2.5
A 20 2_18.1	18.1	0.40	1.9	1.9	3.3	3.2	4.5	4.5	2.4
A 20 2_21.2	21.2	0.35	1.8	1.8	3.2	3.1	4.4	4.4	2.3
A 20 2_23.1	23.1	0.30	1.8	1.8	3.2	3.1	4.4	4.4	2.2
A 20 2_26.5	26.5	0.25	1.7	1.7	3.1	3.0	4.3	4.3	2.1
A 20 2_29.2	29.2	0.20	1.7	1.7	3.1	3.0	4.3	4.3	2.1
A 20 2_31.3	31.3	0.20	1.7	1.7	3.1	3.0	4.3	4.3	2.1
A 20 2_35.4	35.4	0.20	1.7	1.7	3.1	3.0	4.3	4.3	2.1
A 20 2_39.6	39.6	0.10	1.6	1.6	3.0	2.9	4.2	4.2	2.0
A 20 2_43.2	43.2	0.10	1.6	1.6	3.0	2.9	4.2	4.2	2.0
A 20 2_48.3	48.3	0.10	1.6	1.6	3.0	2.9	4.2	4.2	2.0
A 20 2_53.7	53.7	0.10	1.6	1.6	3.0	2.9	4.2	4.2	2.0
A 20 2_63.1	63.1	0.10	1.6	1.6	3.0	2.9	4.2	4.2	2.0
A 20 2_71.0	71.0	0.05	1.5	1.5	2.9	2.8	4.1	4.1	2.0
A 20 2_79.9	79.9	0.03	1.5	1.5	2.9	2.8	4.1	4.1	2.0
A 20 2_92.3	92.3	0.02	1.5	1.5	—	—	—	—	2.0
A 20 3_109.2	109.2	0.02	1.5	1.5	2.9	2.8	4.1	4.1	0.90
A 20 3_120.5	120.5	0.02	1.5	1.5	2.9	2.8	4.1	4.1	0.90
A 20 3_129.1	129.1	0.02	1.5	1.5	2.9	2.8	4.1	4.1	0.90
A 20 3_146.1	146.1	0.02	1.5	1.5	2.9	2.8	4.1	4.1	0.90
A 20 3_163.4	163.4	0.01	1.5	1.5	2.9	2.8	4.1	4.1	0.90
A 20 3_178.3	178.3	0.01	1.5	1.5	2.9	2.8	4.1	4.1	0.90
A 20 3_199.2	199.2	0.01	1.5	1.5	2.9	2.8	4.1	4.1	0.90
A 20 3_221.3	221.3	0.01	1.5	1.5	2.9	2.8	4.1	4.1	0.90
A 20 3_260.5	260.5	0.01	1.5	1.5	2.9	2.8	4.1	4.1	0.90
A 20 3_292.8	292.8	0.01	1.5	1.5	2.9	2.8	4.1	4.1	0.90
A 20 3_329.4	329.4	0.01	1.5	1.5	2.9	2.8	4.1	4.1	0.90
A 20 3_380.9	380.9	0.01	1.5	1.5	2.9	2.8	4.1	4.1	0.90



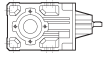


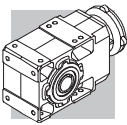
A 20

		J ($\cdot 10^{-4}$) [kgm ²]									
		 SERVO									
	i	60A		60B 80A		95A		80C 95B 110A		95C 110B	
		SK	SC	SK	SC	SK	SC	SK	SC	SK	SC
A 20 2_5.4	5.4	—	—	—	—	—	—	5.3	5.8	5.2	6.2
A 20 2_6.5	6.5	—	—	—	—	—	—	4.8	5.3	4.7	5.7
A 20 2_7.3	7.3	1.7	1.9	1.7	2.1	4.2	4.7	4.3	4.8	4.2	5.2
A 20 2_8.4	8.4	1.4	1.6	1.4	1.8	3.9	4.6	4.0	4.5	3.9	4.9
A 20 2_9.4	9.4	1.2	1.4	1.2	1.6	3.7	4.2	3.8	4.3	3.7	4.7
A 20 2_10.3	10.3	—	—	—	—	—	—	4.1	4.6	4.0	5.0
A 20 2_12.0	12.0	0.77	1.0	0.79	1.2	3.3	3.8	3.4	3.9	3.3	4.3
A 20 2_14.1	14.1	0.97	1.2	0.99	1.4	3.5	4.0	3.6	4.1	3.5	4.5
A 20 2_16.2	16.2	0.82	1.1	0.84	1.3	3.4	3.8	3.4	3.9	3.3	4.3
A 20 2_18.1	18.1	0.67	0.93	0.69	1.1	3.2	3.7	3.3	3.8	3.2	4.2
A 20 2_21.2	21.2	0.62	0.88	0.64	1.1	3.2	3.6	3.2	3.7	3.1	4.1
A 20 2_23.1	23.1	0.57	0.83	0.59	1.0	3.1	3.6	3.2	3.7	3.1	4.1
A 20 2_26.5	26.5	0.52	0.78	0.54	0.98	3.1	3.5	3.1	3.6	3.0	4.0
A 20 2_29.2	29.2	0.47	0.73	0.49	0.93	3.0	3.5	3.1	3.6	3.0	4.0
A 20 2_31.3	31.3	0.47	0.73	0.49	0.93	3.0	3.5	3.1	3.6	3.0	4.0
A 20 2_35.4	35.4	0.47	0.73	0.49	0.93	3.0	3.5	3.1	3.6	3.0	4.0
A 20 2_39.6	39.6	0.37	0.63	0.39	0.83	2.9	3.4	3.0	3.5	2.9	3.9
A 20 2_43.2	43.2	0.37	0.63	0.39	0.83	2.9	3.4	3.0	3.5	2.9	3.9
A 20 2_48.3	48.3	0.37	0.63	0.39	0.83	2.9	3.4	3.0	3.5	2.9	3.9
A 20 2_53.7	53.7	0.37	0.63	0.39	0.83	2.9	3.4	3.0	3.5	2.9	3.9
A 20 2_63.1	63.1	0.37	0.63	0.39	0.83	2.9	3.4	3.0	3.5	2.9	3.9
A 20 2_71.0	71.0	0.32	0.58	—	—	—	—	2.9	3.4	2.8	3.8
A 20 2_79.9	79.9	0.30	0.56	—	—	—	—	2.9	3.4	2.8	3.8
A 20 2_92.3	92.3	0.29	0.55	—	—	—	—	—	—	—	—
A 20 3_109.2	109.2	0.29	0.55	0.31	0.75	2.8	3.3	2.9	3.4	2.8	3.8
A 20 3_120.5	120.5	0.29	0.55	0.31	0.75	2.8	3.3	2.9	3.4	2.8	3.8
A 20 3_129.1	129.1	0.29	0.55	0.31	0.75	2.8	3.3	2.9	3.4	2.8	3.8
A 20 3_146.1	146.1	0.29	0.55	0.31	0.75	2.8	3.3	2.9	3.4	2.8	3.8
A 20 3_163.4	163.4	0.28	0.54	0.30	0.74	2.8	3.3	2.9	3.4	2.8	3.8
A 20 3_178.3	178.3	0.28	0.54	0.30	0.74	2.8	3.3	2.9	3.4	2.8	3.8
A 20 3_199.2	199.2	0.28	0.54	0.30	0.74	2.8	3.3	2.9	3.4	2.8	3.8
A 20 3_221.3	221.3	0.28	0.54	0.30	0.74	2.8	3.3	2.9	3.4	2.8	3.8
A 20 3_260.5	260.5	0.28	0.54	0.30	0.74	2.8	3.3	2.9	3.4	2.8	3.8
A 20 3_292.8	292.8	0.28	0.54	0.30	0.74	2.8	3.3	2.9	3.4	2.8	3.8
A 20 3_329.4	329.4	0.28	0.54	0.30	0.74	2.8	3.3	2.9	3.4	2.8	3.8
A 20 3_380.9	380.9	0.28	0.54	0.30	0.74	2.8	3.3	2.9	3.4	2.8	3.8




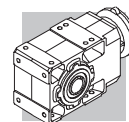
A 30

	i	J (•10 ⁻⁴) [kgm ²]							
			 IEC						
			63	71	80	90	100	112	
A 30 2_5.4	5.4	4.5	—	—	7.4	7.3	8.6	8.6	6.9
A 30 2_6.4	6.4	3.4	—	—	6.6	6.6	7.8	7.8	6.0
A 30 2_7.0	7.0	2.9	—	—	5.8	5.8	7.0	7.0	5.2
A 30 2_8.5	8.5	2.2	—	—	5.1	5.1	6.3	6.3	4.6
A 30 2_9.3	9.3	1.6	3.1	3.1	4.5	4.4	5.7	5.7	4.0
A 30 2_10.5	10.5	2.3	—	—	5.2	5.1	6.4	6.4	4.6
A 30 2_11.8	11.8	1.1	2.6	2.6	4.0	3.9	5.2	5.2	3.4
A 30 2_13.6	13.6	1.5	—	—	4.4	4.3	5.6	5.6	3.9
A 30 2_16.3	16.3	1.2	—	—	4.1	4.0	5.3	5.3	3.5
A 30 2_18.0	18.0	0.90	2.4	2.4	3.8	3.7	5.0	5.0	3.2
A 30 2_20.5	20.5	0.70	2.2	2.2	3.6	3.5	4.8	4.8	3.1
A 30 2_22.8	22.8	0.60	2.1	2.1	3.5	3.4	4.7	4.7	3.0
A 30 2_26.5	26.5	0.50	2.0	2.0	3.4	3.3	4.6	4.6	2.9
A 30 2_29.3	29.3	0.40	1.9	1.9	3.3	3.2	4.5	4.5	2.8
A 30 2_33.4	33.4	0.35	1.8	1.8	3.2	3.1	4.4	4.4	2.7
A 30 2_36.6	36.6	0.30	1.8	1.8	3.2	3.1	4.4	4.4	2.7
A 30 2_39.3	39.3	0.25	1.7	1.7	3.1	3.0	4.3	4.3	2.6
A 30 2_43.4	43.4	0.20	1.7	1.7	3.1	3.0	4.3	4.3	2.6
A 30 2_48.3	48.3	0.20	1.7	1.7	3.1	3.0	4.3	4.3	2.6
A 30 2_52.7	52.7	0.20	1.7	1.7	3.1	3.0	4.3	4.3	2.5
A 30 2_59.4	59.4	0.10	1.6	1.6	3.0	2.9	4.2	4.2	2.5
A 30 2_66.0	66.0	0.10	1.6	1.6	3.0	2.9	4.2	4.2	2.5
A 30 2_76.5	76.5	0.10	1.6	1.6	3.0	2.9	4.2	4.2	2.5
A 30 2_86.7	86.7	0.10	1.6	1.6	3.0	2.9	4.2	4.2	2.5
A 30 2_97.5	97.5	0.10	1.6	1.6	3.0	2.9	4.2	4.2	2.4
A 30 3_109.1	109.1	0.10	1.6	1.6	3.0	2.9	4.2	4.2	0.90
A 30 3_120.5	120.5	0.10	1.6	1.6	3.0	2.9	4.2	4.2	0.90
A 30 3_137.4	137.4	0.10	1.6	1.6	3.0	2.9	4.2	4.2	0.90
A 30 3_150.7	150.7	0.10	1.6	1.6	3.0	2.9	4.2	4.2	0.90
A 30 3_161.4	161.4	0.10	1.6	1.6	3.0	2.9	4.2	4.2	0.90
A 30 3_178.5	178.5	0.10	1.6	1.6	3.0	2.9	4.2	4.2	0.90
A 30 3_198.5	198.5	0.10	1.6	1.6	3.0	2.9	4.2	4.2	0.90
A 30 3_216.6	216.6	0.10	1.6	1.6	3.0	2.9	4.2	4.2	0.90
A 30 3_244.3	244.3	0.10	1.6	1.6	3.0	2.9	4.2	4.2	0.90
A 30 3_271.5	271.5	0.10	1.6	1.6	3.0	2.9	4.2	4.2	0.90
A 30 3_314.5	314.5	0.10	1.6	1.6	3.0	2.9	4.2	4.2	0.90
A 30 3_356.3	356.3	0.06	1.6	1.6	3.0	2.9	4.2	4.2	0.90
A 30 3_400.8	400.8	0.04	1.5	1.6	2.9	2.8	4.1	4.1	0.90



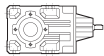


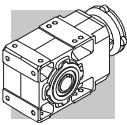
A 30

		J (•10 ⁻⁴) [kgm ²]											
		 SERVO											
	i	60A		60B 80A		95A		80C 95B 110A		95C 110B		130A	
		SK	SC	SK	SC	SK	SC	SK	SC	SK	SC	SK	SC
A 30 2_5.4	5.4	—	—	—	—	—	—	7.4	7.9	7.3	8.3	7.3	8.3
A 30 2_6.4	6.4	—	—	—	—	—	—	6.6	7.1	6.6	7.6	6.6	7.6
A 30 2_7.0	7.0	—	—	—	—	—	—	5.8	6.3	5.8	6.8	5.8	6.8
A 30 2_8.5	8.5	—	—	—	—	—	—	5.1	5.6	5.1	6.1	5.1	6.1
A 30 2_9.3	9.3	1.9	2.1	1.9	2.3	4.4	4.9	4.5	5.0	4.4	5.4	4.4	5.4
A 30 2_10.5	10.5	—	—	—	—	—	—	5.2	5.7	5.1	6.1	5.1	6.1
A 30 2_11.8	11.8	1.4	1.6	1.4	1.8	3.9	4.4	4.0	4.5	3.9	4.9	3.9	4.9
A 30 2_13.6	13.6	—	—	—	—	—	—	4.4	4.9	4.3	5.3	4.3	5.3
A 30 2_16.3	16.3	—	—	—	—	—	—	4.1	4.6	4.0	5.0	4.0	5.0
A 30 2_18.0	18.0	1.2	1.4	1.2	1.6	3.7	4.2	3.8	4.3	3.7	4.7	3.7	4.7
A 30 2_20.5	20.5	0.97	1.2	0.99	1.4	3.5	4.0	3.6	4.1	3.5	4.5	3.5	4.5
A 30 2_22.8	22.8	0.87	1.1	0.89	1.3	3.4	3.9	3.5	4.0	3.4	4.4	3.4	4.4
A 30 2_26.5	26.5	0.77	1.0	0.79	1.2	3.3	3.8	3.4	3.9	3.3	4.3	3.3	4.3
A 30 2_29.3	29.3	0.67	0.93	0.69	1.1	3.2	3.7	3.3	3.8	3.2	4.2	3.2	4.2
A 30 2_33.4	33.4	0.62	0.88	0.64	1.1	3.2	3.6	3.2	3.7	3.1	4.1	3.1	4.1
A 30 2_36.6	36.6	0.57	0.83	0.59	1.0	3.1	3.6	3.2	3.7	3.1	4.1	3.1	4.1
A 30 2_39.3	39.3	0.52	0.78	0.54	0.98	3.1	3.5	3.1	3.6	3.0	4.0	3.0	4.0
A 30 2_43.4	43.4	0.47	0.73	0.49	0.93	3.0	3.5	3.1	3.6	3.0	4.0	3.0	4.0
A 30 2_48.3	48.3	0.47	0.73	0.49	0.93	3.0	3.5	3.1	3.6	3.0	4.0	3.0	4.0
A 30 2_52.7	52.7	0.47	0.73	0.49	0.93	3.0	3.5	3.1	3.6	3.0	4.0	3.0	4.0
A 30 2_59.4	59.4	0.37	0.63	0.39	0.83	2.9	3.4	3.0	3.5	2.9	3.9	2.9	3.9
A 30 2_66.0	66.0	0.37	0.63	0.39	0.83	2.9	3.4	3.0	3.5	2.9	3.9	2.9	3.9
A 30 2_76.5	76.5	0.37	0.63	0.39	0.83	2.9	3.4	3.0	3.5	2.9	3.9	2.9	3.9
A 30 2_86.7	86.7	0.37	0.63	—	—	—	—	3.0	3.5	2.9	3.9	2.9	3.9
A 30 2_97.5	97.5	0.37	0.63	—	—	—	—	3.0	3.5	2.9	3.9	2.9	3.9
A 30 3_109.1	109.1	0.37	0.63	0.39	0.83	2.9	3.4	3.0	3.5	2.9	3.9	—	—
A 30 3_120.5	120.5	0.37	0.63	0.39	0.83	2.9	3.4	3.0	3.5	2.9	3.9	—	—
A 30 3_137.4	137.4	0.37	0.63	0.39	0.83	2.9	3.4	3.0	3.5	2.9	3.9	—	—
A 30 3_150.7	150.7	0.37	0.63	0.39	0.83	2.9	3.4	3.0	3.5	2.9	3.9	—	—
A 30 3_161.4	161.4	0.37	0.63	0.39	0.83	2.9	3.4	3.0	3.5	2.9	3.9	—	—
A 30 3_178.5	178.5	0.37	0.63	0.39	0.83	2.9	3.4	3.0	3.5	2.9	3.9	—	—
A 30 3_198.5	198.5	0.37	0.63	0.39	0.83	2.9	3.4	3.0	3.5	2.9	3.9	—	—
A 30 3_216.6	216.6	0.37	0.63	0.39	0.83	2.9	3.4	3.0	3.5	2.9	3.9	—	—
A 30 3_244.3	244.3	0.37	0.63	0.39	0.83	2.9	3.4	3.0	3.5	2.9	3.9	—	—
A 30 3_271.5	271.5	0.37	0.63	0.39	0.83	2.9	3.4	3.0	3.5	2.9	3.9	—	—
A 30 3_314.5	314.5	0.37	0.63	0.39	0.83	2.9	3.4	3.0	3.5	2.9	3.9	—	—
A 30 3_356.3	356.3	0.33	0.59	0.35	0.79	2.9	3.3	3.0	3.5	2.9	3.9	—	—
A 30 3_400.8	400.8	0.31	0.57	0.33	0.77	2.9	3.3	2.9	3.4	2.8	3.8	—	—




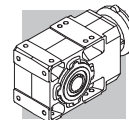
A 35

	i	J (•10 ⁻⁴) [kgm ²]								
			 IEC							
			63	71	80	90	100	112		132
A 35 2_5.4	5.4	7.3	—	—	10	9.9	11	11	24	9.4
A 35 2_6.4	6.4	5.4	—	—	8.1	8.0	9.2	9.2	22	7.4
A 35 2_7.0	7.0	4.6	—	—	7.3	7.2	8.4	8.4	21	6.6
A 35 2_8.5	8.5	3.3	—	—	6.1	5.9	7.1	7.1	20	5.4
A 35 2_9.3	9.3	2.8	3.5	3.5	5.6	5.4	6.6	6.6	19	4.9
A 35 2_10.6	10.6	2.1	2.9	2.9	4.9	4.8	6.0	6.0	19	4.2
A 35 2_11.8	11.8	1.8	2.5	2.5	4.6	4.4	5.7	5.7	18	3.9
A 35 2_13.1	13.1	3.0	—	—	5.7	5.6	6.8	6.8	—	5.0
A 35 2_15.5	15.5	2.2	—	—	5.0	4.9	6.1	6.1	—	4.3
A 35 2_17.0	17.0	2.0	—	—	4.7	4.6	5.8	5.8	—	4.0
A 35 2_20.4	20.4	1.6	—	—	4.3	4.2	5.4	5.4	—	3.6
A 35 2_22.5	22.5	1.3	2.0	2.0	4.1	3.9	5.1	5.1	—	3.4
A 35 2_25.7	25.7	0.97	1.7	1.7	3.7	3.6	4.8	4.8	—	3.0
A 35 2_28.4	28.4	0.86	1.6	1.6	3.6	3.5	4.7	4.7	—	2.9
A 35 2_33.2	33.2	0.69	1.4	1.4	3.5	3.3	4.5	4.5	—	2.8
A 35 2_36.6	36.6	0.58	1.3	1.3	3.3	3.2	4.4	4.4	—	2.6
A 35 2_41.8	41.8	0.48	1.2	1.2	3.2	3.1	4.3	4.3	—	2.5
A 35 2_45.8	45.8	0.42	1.1	1.1	3.2	3.1	4.3	4.3	—	2.5
A 35 2_49.1	49.1	0.38	1.1	1.1	3.1	3.0	4.2	4.2	—	2.4
A 35 2_54.3	54.3	0.33	1.1	1.0	3.1	3.0	4.2	4.2	—	2.4
A 35 2_60.4	60.4	0.29	1.0	1.0	3.0	2.9	4.1	4.1	—	2.3
A 35 2_65.8	65.8	0.25	1.0	1.0	3.0	2.9	4.1	4.1	—	2.3
A 35 2_74.3	74.3	0.21	0.95	0.93	3.0	2.8	4.1	4.1	—	2.3
A 35 2_82.5	82.5	0.18	0.92	0.90	2.9	2.8	4.0	4.0	—	2.2
A 35 2_95.6	95.6	0.15	0.88	0.87	2.9	2.8	4.0	4.0	—	2.2
A 35 3_105.5	105.5	0.11	0.89	0.87	2.9	2.8	4.0	4.0	—	0.80
A 35 3_116.9	116.9	0.11	0.88	0.87	2.9	2.8	4.0	4.0	—	0.79
A 35 3_136.3	136.3	0.10	0.87	0.86	2.9	2.8	4.0	4.0	—	0.78
A 35 3_150.6	150.6	0.09	0.86	0.85	2.9	2.8	4.0	4.0	—	0.77
A 35 3_171.8	171.8	0.08	0.86	0.84	2.9	2.8	4.0	4.0	—	0.77
A 35 3_188.3	188.3	0.08	0.85	0.84	2.9	2.7	4.0	4.0	—	0.76
A 35 3_201.8	201.8	0.08	0.85	0.84	2.9	2.7	4.0	4.0	—	0.76
A 35 3_223.2	223.2	0.08	0.85	0.84	2.9	2.7	4.0	4.0	—	0.76
A 35 3_248.1	248.1	0.07	0.85	0.83	2.9	2.7	4.0	4.0	—	0.76
A 35 3_270.7	270.7	0.07	0.84	0.83	2.9	2.7	4.0	4.0	—	0.75
A 35 3_305.4	305.4	0.07	0.84	0.83	2.9	2.7	4.0	4.0	—	0.75
A 35 3_339.3	339.3	0.07	0.84	0.83	2.9	2.7	4.0	4.0	—	0.75
A 35 3_393.2	393.2	0.07	0.84	0.83	2.9	2.7	3.9	3.9	—	0.75



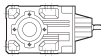


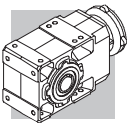
A 35

		J (•10 ⁻⁴) [kgm ²]											
		 SERVO											
	i	60A		60B 80A		95A		80C 95B 110A		95C 110B		130A	
		SK	SC	SK	SC	SK	SC	SK	SC	SK	SC	SK	SC
A 35 2_5.4	5.4	—	—	—	—	—	—	10	11	9.9	10.9	9.9	11
A 35 2_6.4	6.4	—	—	—	—	—	—	8.1	8.6	8.0	9.0	8.0	9.0
A 35 2_7.0	7.0	—	—	—	—	—	—	7.3	7.8	7.2	8.2	7.2	8.2
A 35 2_8.5	8.5	—	—	—	—	—	—	6.1	6.6	5.9	6.9	5.9	6.9
A 35 2_9.3	9.3	3.1	3.3	3.1	3.5	5.6	6.1	5.6	6.1	5.4	6.4	5.4	6.4
A 35 2_10.6	10.6	2.4	2.6	2.4	2.8	4.9	5.4	4.9	5.4	4.8	5.8	4.8	5.8
A 35 2_11.8	11.8	2.1	2.3	2.1	2.5	4.6	5.1	4.6	5.1	4.4	5.4	4.4	5.4
A 35 2_13.1	13.1	—	—	—	—	—	—	5.7	6.2	5.6	6.6	5.6	6.6
A 35 2_15.5	15.5	—	—	—	—	—	—	5.0	5.5	4.9	5.9	4.9	5.9
A 35 2_17.0	17.0	—	—	—	—	—	—	4.7	5.2	4.6	5.6	4.6	5.6
A 35 2_20.4	20.4	—	—	—	—	—	—	4.3	4.8	4.2	5.2	4.2	5.2
A 35 2_22.5	22.5	1.6	1.8	1.6	2.0	4.1	4.6	4.1	4.6	3.9	4.9	3.9	4.9
A 35 2_25.7	25.7	1.2	1.5	1.3	1.7	3.8	4.2	3.7	4.2	3.6	4.6	3.6	4.6
A 35 2_28.4	28.4	1.1	1.4	1.2	1.6	3.7	4.1	3.6	4.1	3.5	4.5	3.5	4.5
A 35 2_33.2	33.2	0.96	1.2	0.98	1.4	3.5	3.9	3.5	4.0	3.3	4.3	3.3	4.3
A 35 2_36.6	36.6	0.85	1.1	0.87	1.3	3.4	3.8	3.3	3.8	3.2	4.2	3.2	4.2
A 35 2_41.8	41.8	0.75	1.0	0.77	1.2	3.3	3.7	3.2	3.7	3.1	4.1	3.1	4.1
A 35 2_45.8	45.8	0.69	0.95	0.71	1.1	3.2	3.7	3.2	3.7	3.1	4.1	3.1	4.1
A 35 2_49.1	49.1	0.65	0.91	0.67	1.1	3.2	3.6	3.1	3.6	3.0	4.0	3.0	4.0
A 35 2_54.3	54.3	0.60	0.86	0.62	1.1	3.2	3.6	3.1	3.6	3.0	4.0	3.0	4.0
A 35 2_60.4	60.4	0.56	0.82	0.58	1.0	3.1	3.5	3.0	3.5	2.9	3.9	2.9	3.9
A 35 2_65.8	65.8	0.52	0.78	0.54	0.98	3.1	3.5	3.0	3.5	2.9	3.9	2.9	3.9
A 35 2_74.3	74.3	0.48	0.74	0.50	0.94	3.0	3.5	3.0	3.5	2.8	3.8	2.8	3.8
A 35 2_82.5	82.5	0.45	0.71	0.47	0.91	3.0	3.4	2.9	3.4	2.8	3.8	2.8	3.8
A 35 2_95.6	95.6	0.42	0.68	0.44	0.88	3.0	3.4	2.9	3.4	2.8	3.8	2.8	3.8
A 35 3_105.5	105.5	0.38	0.64	0.40	0.84	2.9	3.4	2.9	3.4	2.8	3.8	—	—
A 35 3_116.9	116.9	0.38	0.64	0.40	0.84	2.9	3.4	2.9	3.4	2.8	3.8	—	—
A 35 3_136.3	136.3	0.37	0.63	0.39	0.83	2.9	3.4	2.9	3.4	2.8	3.8	—	—
A 35 3_150.6	150.6	0.36	0.62	0.38	0.82	2.9	3.3	2.9	3.4	2.8	3.8	—	—
A 35 3_171.8	171.8	0.35	0.61	0.37	0.81	2.9	3.3	2.9	3.4	2.8	3.8	—	—
A 35 3_188.3	188.3	0.35	0.61	0.37	0.81	2.9	3.3	2.9	3.4	2.7	3.7	—	—
A 35 3_201.8	201.8	0.35	0.61	0.37	0.81	2.9	3.3	2.9	3.4	2.7	3.7	—	—
A 35 3_223.2	223.2	0.35	0.61	0.37	0.81	2.9	3.3	2.9	3.4	2.7	3.7	—	—
A 35 3_248.1	248.1	0.34	0.60	0.36	0.80	2.9	3.3	2.9	3.4	2.7	3.7	—	—
A 35 3_270.7	270.7	0.34	0.60	0.36	0.80	2.9	3.3	2.9	3.4	2.7	3.7	—	—
A 35 3_305.4	305.4	0.34	0.60	0.36	0.80	2.9	3.3	2.9	3.4	2.7	3.7	—	—
A 35 3_339.3	339.3	0.34	0.60	0.36	0.80	2.9	3.3	2.9	3.4	2.7	3.7	—	—
A 35 3_393.2	393.2	0.34	0.60	0.36	0.80	2.9	3.3	2.9	3.4	2.7	3.7	—	—




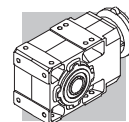
A 41

	i	J ($\cdot 10^{-4}$) [kgm ²]								
			 IEC							
			63	71	80	90	100	112	132	
A 41 2_5.2	5.2	13	—	—	16	16	17	17	32	23
A 41 2_7.1	7.1	7.3	—	—	10	10	11	11	26	18
A 41 2_8.3	8.3	5.9	—	—	8.8	8.7	10	10	25	16
A 41 2_9.2	9.2	4.5	—	—	7.4	7.3	8.6	8.6	23	15
A 41 2_10.1	10.1	5.9	—	—	8.8	8.7	10	10	25	16
A 41 2_11.7	11.7	2.9	4.4	4.4	5.8	5.7	7.0	7.0	22	13
A 41 2_13.8	13.8	3.6	—	—	6.5	6.4	7.7	7.7	23	14
A 41 2_16.1	16.1	2.9	—	—	5.8	5.7	7.0	7.0	22	13
A 41 2_17.8	17.8	2.2	—	—	5.1	5.0	6.3	6.3	21	11
A 41 2_22.7	22.7	1.5	3.0	3.0	4.4	4.3	5.6	5.6	20	11
A 41 2_28.3	28.3	1.1	2.6	2.6	4.0	3.9	5.2	5.2	20	10
A 41 2_35.9	35.9	1.7	3.2	3.2	4.6	4.5	5.8	5.8	20	9.8
A 41 2_45.1	45.1	1.5	3.0	3.0	4.4	4.3	5.6	5.6	20	9.6
A 41 2_48.3	48.3	1.4	2.9	2.9	4.3	4.2	5.5	5.5	—	9.5
A 41 2_53.1	53.1	1.4	2.9	2.9	4.3	4.2	5.5	5.5	—	9.5
A 41 2_58.8	58.8	1.3	2.8	2.8	4.2	4.1	5.4	5.4	—	9.4
A 41 2_64.2	64.2	1.3	2.8	2.8	4.2	4.1	5.4	5.4	—	9.4
A 41 2_71.3	71.3	1.2	2.7	2.7	4.1	4.0	5.3	5.3	—	9.3
A 41 2_79.2	79.2	1.2	2.7	2.7	4.1	4.0	5.3	5.3	—	9.3
A 41 3_92.8	92.8	1.1	2.6	2.6	4.0	3.9	5.2	5.2	—	9.2
A 41 3_115.9	115.9	0.20	1.7	1.7	2.9	3.0	4.3	4.3	—	2.1
A 41 3_146.9	146.9	0.10	1.6	1.6	2.8	2.9	4.2	4.2	—	2.1
A 41 3_184.4	184.4	0.10	1.6	1.6	2.8	2.9	4.2	4.2	—	2.1
A 41 3_197.5	197.5	0.10	1.6	1.6	2.8	2.9	4.2	4.2	—	2.0
A 41 3_217.4	217.4	0.10	1.6	1.6	2.8	2.9	4.2	4.2	—	2.0
A 41 3_240.6	240.6	0.10	1.6	1.6	2.8	2.9	4.2	4.2	—	2.0
A 41 3_262.5	262.5	0.10	1.6	1.6	2.8	2.9	4.2	4.2	—	2.0
A 41 3_291.7	291.7	0.10	1.6	1.6	2.8	2.9	4.2	4.2	—	2.0
A 41 3_324.2	324.2	0.10	1.6	1.6	2.8	2.9	4.2	4.2	—	2.0
A 41 3_376.8	376.8	0.10	1.6	1.6	2.8	2.9	4.2	4.2	—	2.0



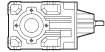


A 41

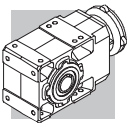
		J ($\cdot 10^{-4}$) [kgm ²]																	
		 SERVO																	
	i	60A		60B 80A		80B		95A		80C 95B 110A		95C 110B		130A		130B 180A		180B	
		SK	SC	SK	SC	SK	SC	SK	SC	SK	SC	SK	SC	SK	SC	SK	SC	SK	SC
A 41 2_5.2	5.2	—	—	—	—	—	—	—	—	16	16.5	16	17	16	17	30	32	32	37
A 41 2_7.1	7.1	—	—	—	—	—	—	—	—	10	10.5	10	11	10	11	24	27	26	31
A 41 2_8.3	8.3	—	—	—	—	—	—	—	—	8.8	9.3	8.7	9.7	8.7	9.7	23	25	25	30
A 41 2_9.2	9.2	—	—	—	—	—	—	—	—	7.4	7.9	7.3	8.3	7.3	8.3	21	24	23	28
A 41 2_10.1	10.1	—	—	—	—	—	—	—	—	8.8	9.3	8.7	9.7	8.7	9.7	23	25	25	30
A 41 2_11.7	11.7	—	—	—	—	5.7	6.2	5.7	6.2	5.8	6.3	5.7	6.7	5.7	6.7	20	22	22	27
A 41 2_13.8	13.8	—	—	—	—	—	—	—	—	6.5	7.0	6.4	7.4	6.4	7.4	21	23	23	28
A 41 2_16.1	16.1	—	—	—	—	—	—	—	—	5.8	6.3	5.7	6.7	5.7	6.7	20	22	22	27
A 41 2_17.8	17.8	—	—	—	—	—	—	—	—	5.1	5.6	5.0	6.0	5.0	6.0	19	22	21	26
A 41 2_22.7	22.7	—	—	—	—	4.3	4.8	4.3	4.8	4.4	4.9	4.3	5.3	4.3	5.3	18	21	20	25
A 41 2_28.3	28.3	—	—	—	—	3.9	4.4	3.9	4.4	4.0	4.5	3.9	4.9	3.9	4.9	18	21	20	25
A 41 2_35.9	35.9	—	—	—	—	4.5	5.0	4.5	5.0	4.6	5.1	4.5	5.5	4.5	5.5	19	21	20	25
A 41 2_45.1	45.1	—	—	—	—	4.3	4.8	4.3	4.8	4.4	4.9	4.3	5.3	4.3	5.3	18	21	20	25
A 41 2_48.3	48.3	—	—	—	—	4.2	4.7	4.2	4.7	4.3	4.8	4.2	5.2	4.2	5.2	—	—	—	—
A 41 2_53.1	53.1	—	—	—	—	4.2	4.7	4.2	4.7	4.3	4.8	4.2	5.2	4.2	5.2	—	—	—	—
A 41 2_58.8	58.8	—	—	—	—	4.1	4.6	4.1	4.6	4.2	4.7	4.1	5.1	4.1	5.1	—	—	—	—
A 41 2_64.2	64.2	—	—	—	—	4.1	4.6	4.1	4.6	4.2	4.7	4.1	5.1	4.1	5.1	—	—	—	—
A 41 2_71.3	71.3	—	—	—	—	4.0	4.5	4.0	4.5	4.1	4.6	4.0	5.0	4.0	5.0	—	—	—	—
A 41 2_79.2	79.2	—	—	—	—	4.0	4.5	4.0	4.5	4.1	4.6	4.0	5.0	4.0	5.0	—	—	—	—
A 41 3_92.8	92.8	1.4	1.6	1.4	1.8	—	—	3.9	4.4	4.0	4.5	3.9	4.9	—	—	—	—	—	—
A 41 3_115.9	115.9	0.47	0.73	0.49	0.93	—	—	3.0	3.5	2.9	3.4	3.0	4.0	—	—	—	—	—	—
A 41 3_146.9	146.9	0.37	0.63	0.39	0.83	—	—	2.9	3.4	2.8	3.3	2.9	3.9	—	—	—	—	—	—
A 41 3_184.4	184.4	0.37	0.63	0.39	0.83	—	—	2.9	3.4	2.8	3.3	2.9	3.9	—	—	—	—	—	—
A 41 3_197.5	197.5	0.37	0.63	0.39	0.83	—	—	2.9	3.4	2.8	3.3	2.9	3.9	—	—	—	—	—	—
A 41 3_217.4	217.4	0.37	0.63	0.39	0.83	—	—	2.9	3.4	2.8	3.3	2.9	3.9	—	—	—	—	—	—
A 41 3_240.6	240.6	0.37	0.63	0.39	0.83	—	—	2.9	3.4	2.8	3.3	2.9	3.9	—	—	—	—	—	—
A 41 3_262.5	262.5	0.37	0.63	0.39	0.83	—	—	2.9	3.4	2.8	3.3	2.9	3.9	—	—	—	—	—	—
A 41 3_291.7	291.7	0.37	0.63	0.39	0.83	—	—	2.9	3.4	2.8	3.3	2.9	3.9	—	—	—	—	—	—
A 41 3_324.2	324.2	0.37	0.63	0.39	0.83	—	—	2.9	3.4	2.8	3.3	2.9	3.9	—	—	—	—	—	—
A 41 3_376.8	376.8	0.37	0.63	0.39	0.83	—	—	2.9	3.4	2.8	3.3	2.9	3.9	—	—	—	—	—	—




A 50

	i	J ($\cdot 10^{-4}$) [kgm ²]										
			 IEC 									
			63	71	80	90	100	112	132	160	180	
A 50 2_7.7	7.7	15	—	—	18	18	19	19	34	93	91	24
A 50 2_9.7	9.7	10	—	—	13	13	14	14	29	89	86	19
A 50 2_13.1	13.1	6.3	—	—	9.2	9.1	10	10	25	85	82	15
A 50 2_16.6	16.6	4.2	—	—	7.0	7.0	8.2	8.2	23	82	80	13
A 50 2_20.9	20.9	2.8	4.2	4.2	5.7	5.6	6.9	6.9	22	81	79	12
A 50 3_24.0	24.0	6.0	—	—	8.9	8.8	10	10	25	84	82	15
A 50 3_26.4	26.4	5.8	—	—	8.7	8.6	9.9	9.9	25	84	82	15
A 50 3_32.4	32.4	4.0	—	—	6.8	6.8	8.1	8.1	23	82	80	13
A 50 3_35.6	35.6	3.9	—	—	6.7	6.7	8.0	8.0	23	82	80	13
A 50 3_40.9	40.9	2.7	—	—	5.6	5.5	6.8	6.8	22	81	79	12
A 50 3_45.0	45.0	2.6	—	—	5.5	5.4	6.7	6.7	22	81	79	12
A 50 3_51.7	51.7	1.9	3.4	3.4	4.7	4.7	6.0	6.0	21	80	78	11
A 50 3_56.8	56.8	1.9	3.3	3.3	4.7	4.6	5.9	5.9	21	80	78	11
A 50 3_63.9	63.9	1.4	2.9	2.8	4.2	4.2	5.5	5.5	20	80	77	11
A 50 3_70.2	70.2	1.4	2.8	2.8	4.2	4.1	5.4	5.4	20	80	77	10
A 50 3_81.5	81.5	0.90	2.4	2.4	3.8	3.7	5.0	5.0	20	79	77	10
A 50 3_89.5	89.5	0.90	2.4	2.4	3.7	3.7	5.0	5.0	20	79	77	10
A 50 3_99.5	99.5	0.60	2.1	2.1	3.5	3.4	4.7	4.7	20	79	77	9.7
A 50 3_109.4	109.4	0.60	2.1	2.1	3.5	3.4	4.7	4.7	20	79	77	9.7
A 50 3_118.0	118.0	0.50	2.0	2.0	3.4	3.3	4.6	4.6	—	—	—	9.6
A 50 3_129.7	129.7	0.50	2.0	2.0	3.4	3.3	4.6	4.6	—	—	—	9.6
A 50 3_140.6	140.6	0.40	1.8	1.8	3.2	3.2	4.4	4.4	—	—	—	9.4
A 50 3_154.6	154.6	0.40	1.8	1.8	3.2	3.2	4.4	4.4	—	—	—	9.4
A 50 3_173.4	173.4	0.30	1.7	1.7	3.1	3.0	4.3	4.3	—	—	—	9.3
A 50 3_190.6	190.6	0.20	1.7	1.7	3.1	3.0	4.3	4.3	—	—	—	9.3

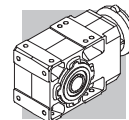
Per i valori dei momenti d'inerzia relativi ai riduttori a 4 stadi, consultare il ns. Servizio Tecnico.





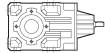
A 50

		J ($\cdot 10^{-4}$) [kgm ²]									
		 SERVO									
	i	80B 95A		80C 95B 110A		95C 110B 130A		130B 180A		180B	
		SK	SC	SK	SC	SK	SC	SK	SC	SK	SC
A 50 2_7.7	7.7	—	—	18	19	18	19	32	34	34	39
A 50 2_9.7	9.7	—	—	13	14	13	14	27	29	29	34
A 50 2_13.1	13.1	—	—	9.2	9.7	9.1	10	23	26	25	30
A 50 2_16.6	16.6	—	—	7.0	7.5	7.0	8.0	21	24	23	28
A 50 2_20.9	20.9	5.6	6.1	5.7	6.2	5.6	6.6	20	22	22	27
A 50 3_24.0	24.0	—	—	8.9	9.4	8.8	9.8	23	25	25	30
A 50 3_26.4	26.4	—	—	8.7	9.2	8.6	9.6	23	25	25	30
A 50 3_32.4	32.4	—	—	6.8	7.3	6.8	7.8	21	23	23	28
A 50 3_35.6	35.6	—	—	6.7	7.2	6.7	7.7	21	23	23	28
A 50 3_40.9	40.9	—	—	5.6	6.1	5.5	6.5	20	22	22	27
A 50 3_45.0	45.0	—	—	5.5	6.0	5.4	6.4	20	22	22	27
A 50 3_51.7	51.7	4.7	5.1	4.7	5.2	4.7	5.7	19	21	21	26
A 50 3_56.8	56.8	4.7	5.1	4.7	5.2	4.6	5.6	19	21	21	26
A 50 3_63.9	63.9	4.2	4.7	4.2	5.2	4.2	5.2	18	21	20	25
A 50 3_70.2	70.2	4.2	4.7	4.2	5.2	4.1	5.1	18	21	20	25
A 50 3_81.5	81.5	3.7	4.1	3.8	4.3	3.7	4.7	18	20	20	25
A 50 3_89.5	89.5	3.7	4.1	3.7	4.2	3.7	4.7	18	20	20	25
A 50 3_99.5	99.5	3.4	3.9	3.5	4.0	3.4	4.4	18	20	20	25
A 50 3_109.4	109.4	3.4	3.9	3.5	4.0	3.4	4.4	18	20	20	25
A 50 3_118.0	118.0	3.3	3.8	3.4	4.0	3.3	4.3	—	—	—	—
A 50 3_129.7	129.7	3.3	3.8	3.4	4.0	3.3	4.3	—	—	—	—
A 50 3_140.6	140.6	3.2	3.7	3.2	3.7	3.2	4.2	—	—	—	—
A 50 3_154.6	154.6	3.2	3.7	3.2	3.7	3.2	4.2	—	—	—	—
A 50 3_173.4	173.4	3.1	3.6	3.1	3.6	3.0	4.0	—	—	—	—
A 50 3_190.6	190.6	3.0	3.5	3.1	3.6	3.0	4.0	—	—	—	—

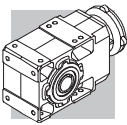
Per i valori dei momenti d'inerzia relativi ai riduttori a 4 stadi, consultare il ns. Servizio Tecnico.




A 55

	i	J ($\cdot 10^{-4}$) [kgm ²]											
			 IEC										
			63	71	80	90	100	112	132	160	180		
A 55 2_4.9	4.9	61	—	—	—	—	—	—	—	77	123	120	70
A 55 2_6.4	6.4	41	—	—	—	—	—	—	—	57	103	100	50
A 55 2_8.5	8.5	26	—	—	—	—	—	—	—	42	88	85	35
A 55 2_10.4	10.4	19	—	—	—	—	—	—	—	35	81	78	28
A 55 2_13.1	13.1	12	—	—	14	14	17	17	28	28	74	72	21
A 55 2_15.7	15.7	8.9	—	—	11	11	14	14	25	25	71	68	18
A 55 2_19.2	19.2	6.2	—	—	8.6	8.5	11	11	23	23	68	66	15
A 55 3_23.8	23.8	11	—	—	13	13	16	16	27	27	73	70	20
A 55 3_29.9	29.9	7.9	—	—	10	10	13	13	24	24	70	67	17
A 55 3_40.3	40.3	5.3	—	—	7.8	7.6	10	10	22	22	68	65	14
A 55 3_51.0	51.0	3.6	—	—	6.0	5.9	8.6	8.6	20	20	66	63	13
A 55 3_64.3	64.3	2.6	3.1	3.0	5.1	5.0	7.7	7.7	19	19	65	62	12
A 55 3_79.5	79.5	2.0	2.4	2.4	4.5	4.4	7.1	7.1	18	18	64	62	11
A 55 3_101.4	101.4	1.3	1.8	1.8	3.8	3.7	6.5	6.5	18	18	64	61	10
A 55 3_123.9	123.9	1.0	1.5	1.5	3.6	3.4	6.2	6.2	17	17	63	61	10
A 55 3_132.7	132.7	0.71	1.4	1.4	3.5	3.3	6.1	6.1	—	—	—	—	9.5
A 55 3_146.8	146.8	0.66	1.4	1.4	3.4	3.3	6.0	6.0	—	—	—	—	9.4
A 55 3_160.4	160.4	0.58	1.3	1.3	3.3	3.2	6.0	6.0	—	—	—	—	9.4
A 55 3_175.0	175.0	0.50	1.2	1.2	3.3	3.1	5.9	5.9	—	—	—	—	9.3
A 55 3_194.2	194.2	0.43	1.2	1.2	3.2	3.1	5.8	5.8	—	—	—	—	9.2

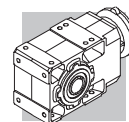
Per i valori dei momenti d'inerzia relativi ai riduttori a 4 stadi, consultare il ns. Servizio Tecnico.





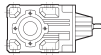
A 55

		J ($\cdot 10^{-4}$) [kgm ²]									
		 SERVO									
	i	80B 95A		80C 95B 110A		95C 110B 130A		130B 180A		180B	
		SK	SC	SK	SC	SK	SC	SK	SC	SK	SC
A 55 2_4.9	4.9	—	—	—	—	—	—	78	80	77	82
A 55 2_6.4	6.4	—	—	—	—	—	—	58	60	57	62
A 55 2_8.5	8.5	—	—	—	—	—	—	43	45	42	47
A 55 2_10.4	10.4	—	—	—	—	—	—	36	38	35	40
A 55 2_13.1	13.1	—	—	14	15	14	15	29	31	28	33
A 55 2_15.7	15.7	—	—	11	12	11	12	26	28	25	30
A 55 2_19.2	19.2	—	—	8.6	9.1	8.5	9.5	23	26	23	28
A 55 3_23.8	23.8	—	—	13	14	13	14	28	30	27	32
A 55 3_29.9	29.9	—	—	10	11	10	11	25	27	24	29
A 55 3_40.3	40.3	—	—	7.8	8.3	7.6	8.6	22	25	22	27
A 55 3_51.0	51.0	—	—	6.0	6.5	5.9	6.9	21	23	20	25
A 55 3_64.3	64.3	5.4	5.9	5.1	5.6	5.0	6.0	20	22	19	24
A 55 3_79.5	79.5	4.8	5.3	4.5	5.0	4.4	5.4	19	21	18	23
A 55 3_101.4	101.4	4.1	4.6	3.8	4.3	3.7	4.7	18	21	18	23
A 55 3_123.9	123.9	3.8	4.3	3.6	4.1	3.4	4.4	18	20	17	22
A 55 3_132.7	132.7	3.5	4.0	3.5	4.0	3.3	4.3	—	—	—	—
A 55 3_146.8	146.8	3.5	3.9	3.4	3.9	3.3	4.3	—	—	—	—
A 55 3_160.4	160.4	3.4	3.8	3.3	3.8	3.2	4.2	—	—	—	—
A 55 3_175.0	175.0	3.3	3.8	3.3	3.8	3.1	4.1	—	—	—	—
A 55 3_194.2	194.2	3.3	3.7	3.2	3.7	3.1	4.1	—	—	—	—

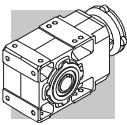
Per i valori dei momenti d'inerzia relativi ai riduttori a 4 stadi, consultare il ns. Servizio Tecnico.




A 60

	i	J (•10 ⁻⁴) [kgm ²]											
			 IEC										
			63	71	80	90	100	112	132	160	180		
A 60 2_7.9	7.9	36	—	—	—	—	—	—	—	54	114	112	57
A 60 2_10.3	10.3	23	—	—	25	25	27	27	41	101	99	44	
A 60 2_12.7	12.7	16	—	—	19	19	20	20	35	94	92	37	
A 60 2_16.7	16.7	9.4	—	—	12	12	14	14	28	88	85	30	
A 60 2_20.6	20.6	6.7	—	—	9.6	9.5	11	11	26	85	83	28	
A 60 3_25.7	25.7	14	—	—	17	17	18	18	33	92	90	35	
A 60 3_27.9	27.9	14	—	—	17	17	18	18	33	92	90	35	
A 60 3_31.7	31.7	10	—	—	13	13	15	15	29	89	86	31	
A 60 3_34.3	34.3	10	—	—	13	13	14	14	29	89	86	31	
A 60 3_41.7	41.7	6.1	—	—	9.0	8.9	10	10	25	84	82	27	
A 60 3_45.2	45.2	6.1	—	—	8.9	8.9	10	10	25	84	82	27	
A 60 3_51.3	51.3	5.0	—	—	7.4	7.4	8.7	8.7	24	83	81	26	
A 60 3_55.6	55.6	4.5	—	—	7.4	7.3	8.6	8.6	23	83	81	26	
A 60 3_65.0	65.0	3.2	4.7	4.6	6.1	6.0	7.3	7.3	22	82	79	24	
A 60 3_70.4	70.4	3.2	4.7	4.6	6.1	6.0	7.3	7.3	22	81	79	24	
A 60 3_79.7	79.7	2.1	3.6	3.5	5.0	4.9	6.2	6.2	21	80	78	23	
A 60 3_86.4	86.4	2.1	3.6	3.5	5.0	4.9	6.2	6.2	21	80	78	23	
A 60 3_99.5	99.5	2.0	3.5	3.4	4.3	4.3	5.6	5.6	20	80	78	23	
A 60 3_107.8	107.8	1.5	3.0	2.9	4.3	4.3	5.6	5.6	20	80	78	22	
A 60 3_123.0	123.0	1.1	2.6	2.5	4.0	3.9	5.2	5.2	20	79	77	22	
A 60 3_133.3	133.3	1.1	2.6	2.5	3.9	3.9	5.2	5.2	20	79	77	22	
A 60 3_144.0	144.0	0.80	2.3	2.2	3.7	3.6	5.0	5.0	—	—	—	22	
A 60 3_156.0	156.0	0.80	2.3	2.2	3.7	3.6	5.0	5.0	—	—	—	22	
A 60 3_171.5	171.5	0.60	2.1	2.0	3.5	3.4	4.7	4.7	—	—	—	22	
A 60 3_185.8	185.8	0.60	2.1	2.0	3.5	3.4	4.7	4.7	—	—	—	22	

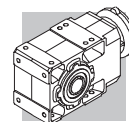
Per i valori dei momenti d'inerzia relativi ai riduttori a 4 stadi, consultare il ns. Servizio Tecnico.






A 60

		J ($\cdot 10^{-4}$) [kgm ²]									
		 SERVO									
	i	95A		80C 95B 110A		95C 110B 130A		130B 180A		180B	
		SK	SC	SK	SC	SK	SC	SK	SC	SK	SC
A 60 2_7.9	7.9	—	—	—	—	—	—	53	55	54	59
A 60 2_10.3	10.3	—	—	25	26	25	26	40	42	41	46
A 60 2_12.7	12.7	—	—	19	20	19	20	33	35	35	40
A 60 2_16.7	16.7	—	—	12	13	12	13	26	29	28	33
A 60 2_20.6	20.6	—	—	9.6	10	9.5	10	24	26	26	31
A 60 3_25.7	25.7	—	—	17	18	17	18	31	33	33	38
A 60 3_27.9	27.9	—	—	17	18	17	18	31	33	33	38
A 60 3_31.7	31.7	—	—	13	14	13	14	27	29	29	34
A 60 3_34.3	34.3	—	—	13	14	13	14	27	29	29	34
A 60 3_41.7	41.7	—	—	9.0	9.5	8.9	9.9	23	26	25	30
A 60 3_45.2	45.2	—	—	8.9	9.4	8.9	9.9	23	26	25	30
A 60 3_51.3	51.3	—	—	7.4	7.9	7.4	8.4	22	24	24	29
A 60 3_55.6	55.6	—	—	7.4	7.9	7.3	8.3	21	24	23	28
A 60 3_65.0	65.0	6.0	6.5	6.1	6.6	6.0	7.0	20	23	22	27
A 60 3_70.4	70.4	6.0	6.5	6.1	6.6	6.0	7.0	20	23	22	27
A 60 3_79.7	79.7	4.9	5.4	5.0	5.5	4.9	5.9	19	22	21	26
A 60 3_86.4	86.4	4.9	5.4	5.0	5.5	4.9	5.9	19	22	21	26
A 60 3_99.5	99.5	4.8	5.3	4.3	4.8	4.3	5.3	19	21	20	25
A 60 3_107.8	107.8	4.3	4.8	4.3	4.8	4.3	5.3	18	21	20	25
A 60 3_123.0	123.0	3.9	4.4	4.0	4.5	3.9	4.9	18	21	20	25
A 60 3_133.3	133.3	3.9	4.4	3.9	4.4	3.9	4.9	18	21	20	25
A 60 3_144.0	144.0	3.6	4.1	3.7	4.2	3.6	4.6	—	—	—	—
A 60 3_156.0	156.0	3.6	4.1	3.7	4.2	3.6	4.6	—	—	—	—
A 60 3_171.5	171.5	3.4	3.9	3.5	4.0	3.4	4.4	—	—	—	—
A 60 3_185.8	185.8	3.4	3.9	3.5	4.0	3.4	4.4	—	—	—	—

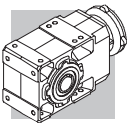
Per i valori dei momenti d'inerzia relativi ai riduttori a 4 stadi, consultare il ns. Servizio Tecnico.





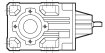
A 70

	i	J (•10 ⁻⁴) [kgm ²]											
			 IEC										
			80	90	100	112	132	160	180	200	225	250	
A 70 3_9.4	9.4	—	—	—	—	—	—	187	185	194	—	—	150
A 70 3_10.2	10.2	—	—	—	—	—	—	183	180	190	—	—	146
A 70 3_12.1	12.1	—	—	—	—	—	—	150	148	157	—	—	113
A 70 3_13.1	13.1	—	—	—	—	—	—	147	145	154	—	—	111
A 70 3_15.4	15.4	45	—	—	—	—	64	124	121	161	—	—	87
A 70 3_16.7	16.7	44	—	—	—	—	63	122	120	129	—	—	85
A 70 3_19.7	19.7	30	—	—	—	—	49	109	107	—	—	—	72
A 70 3_21.3	21.3	29	—	—	—	—	48	108	106	—	—	—	71
A 70 3_23.5	23.5	—	—	—	—	—	—	116	114	123	—	—	79
A 70 3_27.8	27.8	—	—	—	—	—	—	118	116	125	—	—	81
A 70 3_30.1	30.1	—	—	—	—	—	—	117	115	124	—	—	81
A 70 3_35.4	35.4	26	—	—	—	—	45	104	102	111	—	—	67
A 70 3_38.4	38.4	25	—	—	—	—	44	104	101	111	—	—	67
A 70 3_45.2	45.2	18	—	—	—	—	37	97	94	—	—	—	59
A 70 3_49.0	49.0	18	—	—	—	—	37	96	94	—	—	—	59
A 70 3_53.2	53.2	15	—	—	—	—	34	93	91	—	—	—	56
A 70 3_57.7	57.7	15	—	—	—	—	34	93	91	—	—	—	56
A 70 3_66.9	66.9	9.7	12	12	13	13	29	88	86	—	—	—	51
A 70 3_72.5	72.5	9.6	12	12	13	13	28	88	86	—	—	—	51
A 70 3_79.3	79.3	6.8	9.4	9.3	11	11	26	85	83	—	—	—	48
A 70 3_85.9	85.9	6.7	9.3	9.3	11	11	26	85	83	—	—	—	48
A 70 3_96.2	96.2	5.4	8.2	8.2	9.4	9.4	24	84	82	—	—	—	47
A 70 3_104.2	104.2	5.4	8.2	8.1	9.4	9.4	24	84	81	—	—	—	47
A 70 3_120.6	120.6	3.4	6.2	6.2	7.5	7.5	22	82	79	—	—	—	45
A 70 3_130.7	130.7	3.4	6.2	6.2	7.4	7.4	22	82	79	—	—	—	45
A 70 3_141.9	141.9	2.4	5.3	5.2	6.5	6.5	21	81	78	—	—	—	44
A 70 3_153.7	153.7	2.4	5.2	5.2	6.5	6.5	21	81	78	—	—	—	44

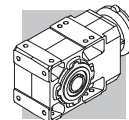
Per i valori dei momenti d'inerzia relativi ai riduttori a 4 stadi, consultare il ns. Servizio Tecnico.





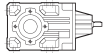
A 80

	i	J (•10 ⁻⁴) [kgm ²]												
			 IEC											
			80	90	100	112	132	160	180	200	225	250		
A 80 3_9.8	9.8	—	—	—	—	—	—	—	320	333	611	—	286	
A 80 3_10.7	10.7	—	—	—	—	—	—	—	309	323	601	—	276	
A 80 3_12.3	12.3	—	—	—	—	—	—	239	239	253	531	—	205	
A 80 3_13.3	13.3	—	—	—	—	—	—	232	233	246	524	—	199	
A 80 3_15.5	15.5	—	—	—	—	—	—	187	185	194	478	—	150	
A 80 3_16.7	16.7	—	—	—	—	—	—	183	180	190	474	—	150	
A 80 3_19.3	19.3	69	—	—	—	—	88	147	145	154	440	—	111	
A 80 3_20.9	20.9	66	—	—	—	—	85	145	142	152	437	—	108	
A 80 3_22.6	22.6	—	—	—	—	—	—	—	205	219	496	—	171	
A 80 3_24.5	24.5	—	—	—	—	—	—	—	203	217	494	—	169	
A 80 3_28.2	28.2	—	—	—	—	—	—	—	165	166	179	457	—	132
A 80 3_30.6	30.6	—	—	—	—	—	—	—	164	164	178	456	—	130
A 80 3_35.5	35.5	—	—	—	—	—	—	—	140	138	147	432	—	104
A 80 3_38.5	38.5	—	—	—	—	—	—	—	140	137	147	431	—	103
A 80 3_44.5	44.5	39	—	—	—	—	58	118	115	125	410	—	81	
A 80 3_48.2	48.2	39	—	—	—	—	58	117	115	124	410	—	90	
A 80 3_55.2	55.2	29	—	—	—	—	48	108	105	136	399	—	70	
A 80 3_59.8	59.8	29	—	—	—	—	48	107	105	136	399	—	70	
A 80 3_66.8	66.8	22	—	—	—	—	41	101	98	128	391	—	63	
A 80 3_72.4	72.4	22	—	—	—	—	41	100	98	128	391	—	63	
A 80 3_82.3	82.3	15	17	17	18	18	34	94	91	120	384	—	56	
A 80 3_89.2	89.2	15	17	17	18	18	34	93	91	120	386	—	56	
A 80 3_96.0	96.0	14	16	16	17	17	32	92	90	119	382	—	55	
A 80 3_104.0	104.0	13	16	16	17	17	32	92	89	119	382	—	55	
A 80 3_116.0	116.0	9.1	12	12	13	13	28	87	85	—	—	—	50	
A 80 3_125.6	125.6	9.1	12	12	13	13	28	87	85	—	—	—	50	
A 80 3_144.7	144.7	5.4	8.3	8.2	10	10	24	84	82	—	—	—	47	
A 80 3_156.8	156.8	5.4	3.0	2.9	4.2	4.2	19	78	76	—	—	—	41	

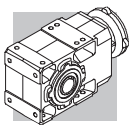
Per i valori dei momenti d'inerzia relativi ai riduttori a 4 stadi, consultare il ns. Servizio Tecnico.



A 90

	i	J ($\cdot 10^{-4}$) [kgm ²]											
			 IEC										
			80	90	100	112	132	160	180	200	225	250	
A 90 3_9.7	9.7	—	—	—	—	—	—	—	597	611	889	918	898
A 90 3_10.5	10.5	—	—	—	—	—	—	—	575	589	867	896	876
A 90 3_12.6	12.6	—	—	—	—	—	—	—	402	416	693	723	703
A 90 3_13.7	13.7	—	—	—	—	—	—	—	389	403	681	710	690
A 90 3_15.6	15.6	—	—	—	—	—	—	—	306	319	597	627	607
A 90 3_16.9	16.9	—	—	—	—	—	—	—	297	311	589	618	598
A 90 3_19.4	19.4	—	—	—	—	—	—	236	234	243	527	559	530
A 90 3_21.0	21.0	—	—	—	—	—	—	231	228	238	522	553	524
A 90 3_22.3	22.3	—	—	—	—	—	—	—	326	340	618	647	627
A 90 3_24.1	24.1	—	—	—	—	—	—	—	322	336	614	643	623
A 90 3_29.1	29.1	—	—	—	—	—	—	—	243	257	535	564	544
A 90 3_31.5	31.5	—	—	—	—	—	—	—	241	254	532	562	542
A 90 3_35.8	35.8	—	—	—	—	—	—	—	201	215	493	522	502
A 90 3_38.8	38.8	—	—	—	—	—	—	—	200	213	491	521	500
A 90 3_44.6	44.6	—	—	—	—	—	—	169	166	176	460	491	462
A 90 3_48.3	48.3	—	—	—	—	—	—	168	165	175	459	490	461
A 90 3_55.0	55.0	66	—	—	—	—	85	144	142	151	437	468	438
A 90 3_59.6	59.6	66	—	—	—	—	84	144	141	151	436	468	437
A 90 3_68.8	68.8	48	—	—	—	—	67	126	124	154	418	449	416
A 90 3_74.5	74.5	47	—	—	—	—	66	126	123	154	417	449	416
A 90 3_80.4	80.4	43	—	—	—	—	62	121	119	149	412	443	412
A 90 3_87.1	87.1	43	—	—	—	—	62	121	119	148	412	443	412
A 90 3_98.6	98.6	28	30	30	32	32	47	106	104	134	397	428	399
A 90 3_106.8	106.8	28	30	30	31	31	47	106	104	133	397	428	399
A 90 3_116.9	116.9	23	25	25	26	26	41	101	99	128	391	423	394
A 90 3_126.6	126.6	22	25	25	26	26	41	101	98	128	391	422	394
A 90 3_139.4	139.4	15	17	17	19	19	33	93	91	—	—	—	386
A 90 3_151.0	151.0	14	3.0	3.0	4.3	4.3	19	79	76	—	—	—	372

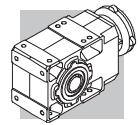
Per i valori dei momenti d'inerzia relativi ai riduttori a 4 stadi, consultare il ns. Servizio Tecnico.



42 RAPPORTI ESATTI

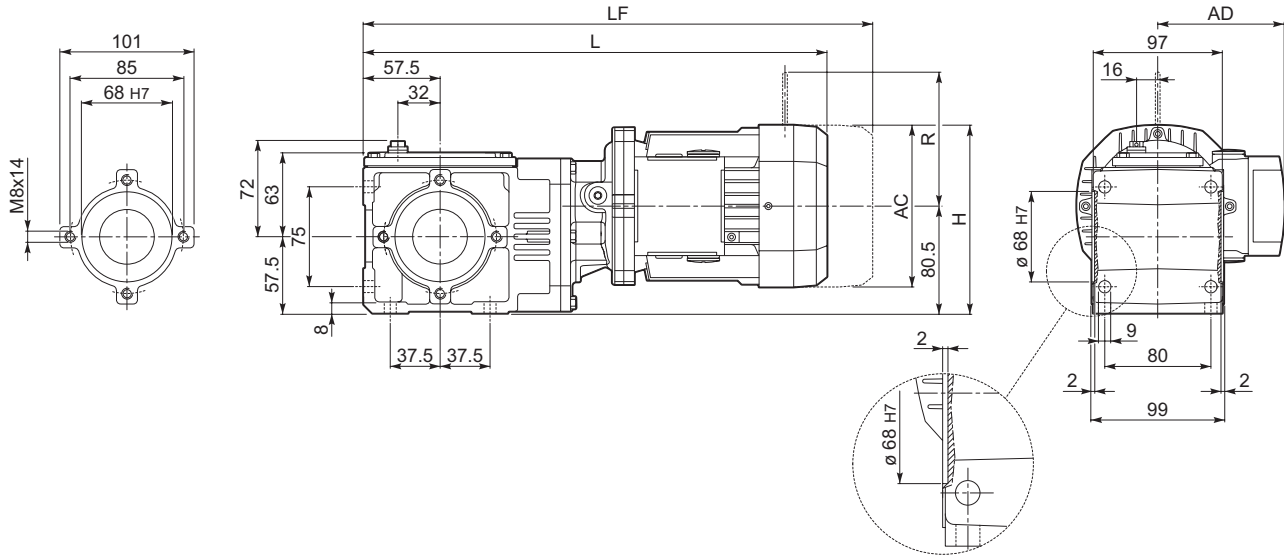
i_N	A 05	A 10	A 20	A 30	A 35	A 41	A 50	A 55	A 60	A 70	A 80	A 90
5.0								4.94505				
5.6	5.46559	5.46559	5.35117	5.41311	5.41311	5.24476						
6.3	6.33484	6.33484	6.53846	6.41026	6.41026			6.41026				
7.1	7.21154	7.21154	7.28745	7.02341	7.02341	7.12251						
8.0	8.51648	8.51648	8.37104	8.46154	8.46154	8.33333	7.73684	8.46154	7.86420			
9.0	9.61538	9.61538	9.37500	9.31174	9.31174	9.19732				9.43946		9.67545
10.0	10.55639	10.55639	10.33540	10.45503	10.63348	10.12987	9.73401	10.35503	10.31579	10.22609	9.83278	10.48174
11.2				11.77885	11.77885	11.74089				12.08027	10.65217	12.64214
12.5	12.30769	12.30769	11.96581		13.06878		13.10700	13.07692	12.70370	13.08696	12.27130	13.69565
14.0	13.92857	13.92857	14.07519	13.56522	15.47619	13.75661				15.40468	13.29391	15.57512
16.0	16.44898	16.44898	16.16807	16.34286	16.95652	16.09524	16.57005	15.68047	16.73663	16.68841	15.45151	16.87304
18.0	18.57143	18.57143	18.10714	17.98496		17.76398					19.33779	19.38462
20.0	21.35714	21.35714	21.22449	20.53782	20.42857		20.91813	19.23077	20.5942	19.66555	20.94928	21.00000
22.4	23.77143	23.77143	23.11111	22.75000	22.48120	22.67669				21.30435	22.61538	22.25354
25.0	25.46939	25.46939	26.46429	26.53061	25.67227		24.04795	23.79021	25.71012	23.52000	24.50000	24.10800
28.0	28.57143	28.57143	29.21905	29.30159	28.43750	28.32143	26.43733		27.85263	27.78462	28.22400	29.07692
31.5	32.19048	32.19048	31.30612	33.42857	33.16327		32.38095	29.93134	31.66154	30.10000	30.57600	31.50000
35.5	35.11688	35.11688	35.42857	36.64762	36.62698	35.90476	35.59829		34.30000	35.43077	35.53846	35.82277
40.0	40.85714	40.85714	39.61905	39.26531	41.78571	45.06667	40.93645	40.30303	41.71282	38.38333	38.50000	38.80800
45.0	45.39683	45.39683	43.22078	43.42857	45.80952	48.28571	45.00386		45.18889	45.23077	44.47692	44.58462
50.0	51.25714	51.25714	48.28571	48.28571	49.08163	53.14286	51.67843	50.95166	51.32709	49.00000	48.18333	48.30000
56.0	58.60317	58.60317	53.65079	52.67532	54.28571	58.80952	56.81314		55.60435	53.23314	55.18154	55.03077
63.0	65.92857	65.92857	63.14286	59.42857	60.35714	64.15584	63.89011	64.32168	64.98947	66.94154	66.80237	59.61667
71.0			70.98413	66.03175	65.84416	71.31429	70.23817		70.40526	72.52000	72.36923	68.75077
80.0	76.40816	76.40816	79.85714	76.51429	74.28571	79.23810	81.45055	79.52098	79.71923	79.32781	82.32000	80.37160
90.0	91.61905	91.61905	92.32653	86.66667	82.53968	92.76828	89.54339		86.36250	85.93846	89.18000	87.06923
100.0				97.50000	95.64286		99.53407	101.37762	99.50769	96.21818	104.03077	98.60308
112.2			109.16518	109.07029	105.54155	115.86039	109.42367	123.88531	107.80000	104.23636	115.95524	116.90414
125.0			120.52857	120.46208	116.90972		129.67046	132.73427	123.02769	120.61538	125.61818	126.64615
140.0			146.14286	137.42857	136.33787	146.88312	140.61938	146.80796	144.04260	141.86014	144.73846	139.39301
160.0			163.42857	161.42404	150.57760		154.59118	160.43706	171.46573	169.75499	156.80000	166.12694
180.0			178.28571	178.53968	171.78571	184.36364	173.36264	175.02225	185.75455	183.90123	171.29752	179.97085
200.0			199.17857	198.50794	201.78005	197.53247	190.58777	194.19860	208.73017		214.73193	209.01044
225.0			221.30952	216.55411	223.17460	217.40260	231.98700	208.05260	226.12435	220.25418	232.62626	226.42797
250.0			260.46429	244.31746	248.13492	240.58442	260.88462		264.29053	238.60870		
280.0			292.80952	271.46384	270.69264	291.74026	286.80584	262.64685	286.31474	292.01619	277.28428	281.43590
315.0			329.41071	314.55873	305.39683	324.15584	332.58974		324.19154	316.35088	300.39130	304.88889
355.0				356.29630	339.32981	376.83117	365.63552	324.71066	351.20750	369.38462	353.96864	355.79521
400.0			380.84694	400.83333	393.19841		406.43077		404.66462	400.16667	383.46603	385.44482
450.0							446.81331	413.95862	438.38667	475.76068	442.07937	449.15802
500.0							481.63314	505.86503	500.31262	515.40741	478.91932	486.58785
560.0							574.19580	541.99825	585.77325	595.03590	560.45035	555.29467
630.0							631.24731	655.11801	634.58769	644.62222	607.15455	601.56923
710.0							707.89744	714.67419	697.29399	705.13609	703.46182	707.91953
800.0							778.23340	792.97762	755.40182	855.27273	829.52598	766.91282
900.0										926.54545	898.65315	865.09065
1000.0										1072.13675	1001.43166	1025.1594
1125.0										1161.48148	1084.88430	1110.58935
1250.0										1242.33846	1236.85594	1222.17967
1400.0										1345.86667	1339.92727	1324.02797
1600.0										1583.07692	1557.66545	1506.76450
1800.0										1715.00000		1632.32821





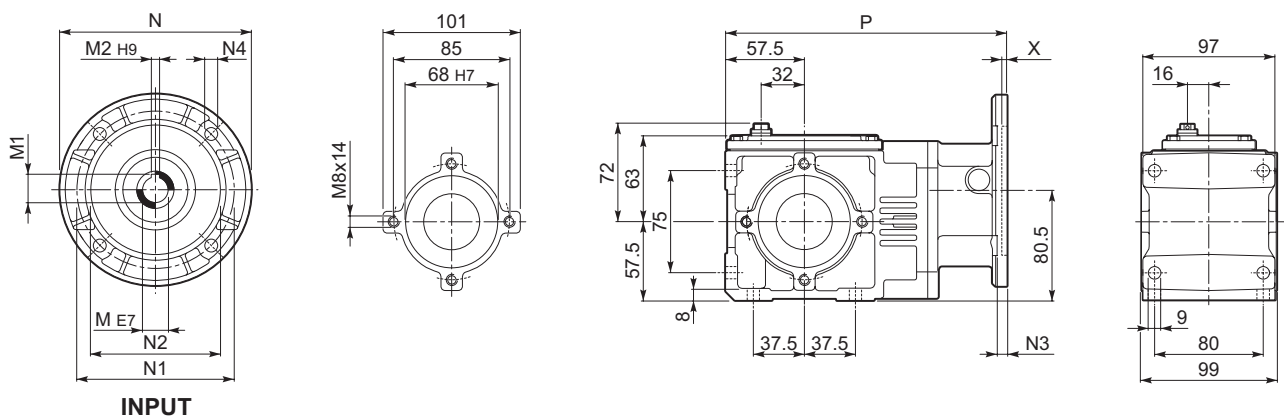
43 DIMENSIONI

A 05...M/ME/MX/MXN



			AC	H	L	AD	Kg	M...FD	Kg	M...FD		M...FA	
								M...FA		R	AD	R	AD
A 05 2	S05	M05	121	141	360.5	95	7.5	426.5	9	96	122	116	95
A 05 2	S05	ME05	121	141	360.5	95	7.5	426.5	9	96	119	116	119
A 05 2	S05	MXN05	123	142	407	136	9.3	454	10.4	96	136	116	136
A 05 2	S1	M1	138	149.5	389.5	108	11.5	450.5	14	103	135	124	108
A 05 2	S1	ME1	138	149.5	389.5	108	11.5	450.5	14	103	135	124	135
A 05 2	S2	ME2S	156	158.5	418.5	119	15.5	488.5	17.1	129	143	134	143
A 05 2	S2	MX2S	156	158.5	452.5	119	20.6	524.5	24.4	129	143	134	143

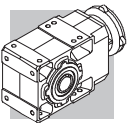
A 05...P(IEC)



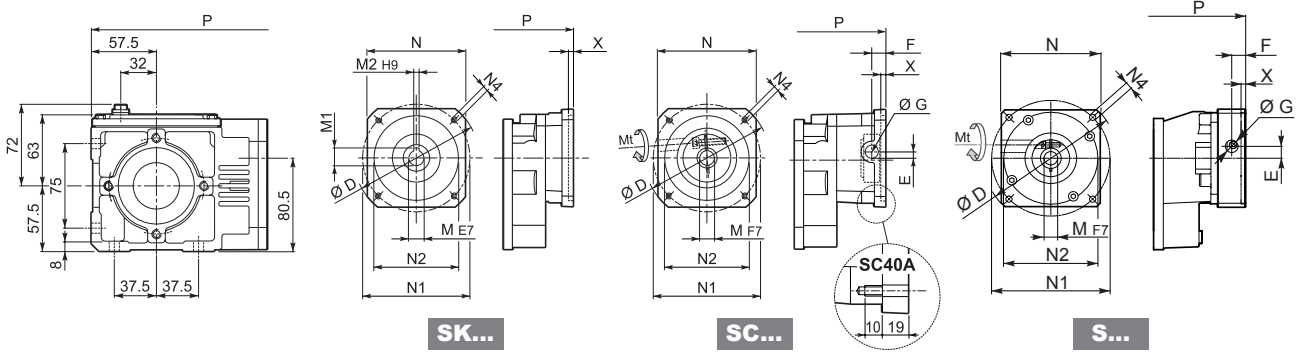
INPUT

		M	M1	M2	N	N1	N2	N3	N4	X	P	Kg
A 05 2	P63	11	12.8	4	140	115	95	7	9.5	3.5	206	5
A 05 2	P71	14	16.3	5	160	130	110	7	9.5	4	213	5
A 05 2	P80	19	20.8	6	200	165	130	7	11.5	4	223	5.5

Linguetta di tipo ribassato di fornitura Bonfiglioli



A 05...SK / SC / S

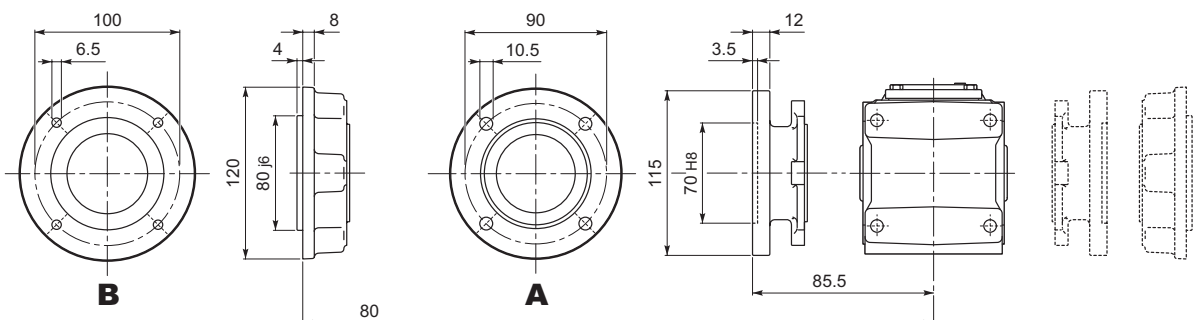


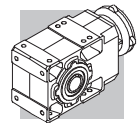
		D	M	M1	M2	N	N1	N2	N4	X	P	Kg
A 05 2	SK40A	74	9	10.4	3	55	63	40	M5x10	3	207.5	5
A 05 2	SK60A	102	11	12.8	4	82	75	60	M5x10	3.5	206	5
A 05 2	SK60B	102	14	16.3	5	82	75	60	M5x10	4	213	5
A 05 2	SK80A	115	14	16.3	5	90	100	80	M6x12	4	213	5

		Mt [Nm]	D	E	F	G	M	N	N1	N2	N4	X	P	Kg
A 05 2	SC40A	M5 15	74	10.5	9.5	12.5	9	55	63	40	M5x10	3	226.5	6
A 05 2	SC60A	M6 15	102	7	12.5	12.5	11	82	75	60	M5x10	4	233	6
A 05 2	SC60B	M6 15	102	7	12.5	12.5	14	82	75	60	M5x10	4	233	6
A 05 2	SC80A	M6 15	115	6	12.5	12.5	14	90	100	80	M6x12	4	233	6

		Mt [Nm]	D	E	F	G	M	N	N1	N2	N4	X	P	Kg
A 05 2	5S9F40B1	M6 11	108	15.1	10.5	13.75	9	80	63	40	M4x12	4	235.7	6
A 05 2	S11F40B1	M6 11	108	15.1	10.5	13.75	11	80	63	40	M4x12	4	235.7	6
A 05 2	S11F50C1	M6 11	90	15.1	13.75	13.75	11	80	70	50	M4x10	4	235.7	6
A 05 2	S14F40B1	M6 11	108	15.1	10.5	13.75	14	80	63	40	M4x12	4	235.7	6
A 05 2	S14F50C1	M6 11	90	15.1	13.75	13.75	14	80	70	50	M4x10	4	235.7	6
A 05 2	S11F60A2	M6 11	108	15.1	13.75	13.75	11	80	75	60	M5x16	4	235.7	6
A 05 2	S14F60A2	M6 11	108	13.75	15.1	13.75	14	80	75	60	M5x16	4	235.7	6
A 05 2	S14F80A1	M6 11	120	13.75	15.1	13.75	14	90	100	80	M6x16	4	235.7	6
A 05 2	S19F80A1	M6 11	120	13.75	15.1	13.75	19	90	100	80	M6x16	4	235.7	6


A 05...F...



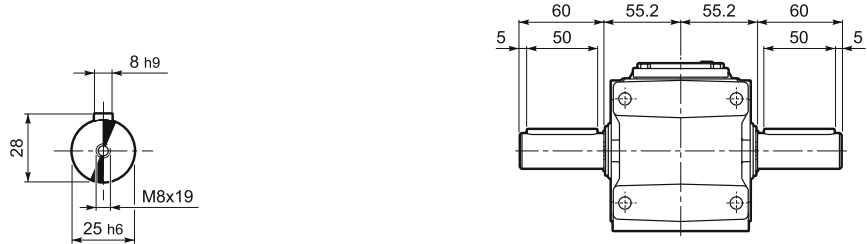


A 05

A 05...UR



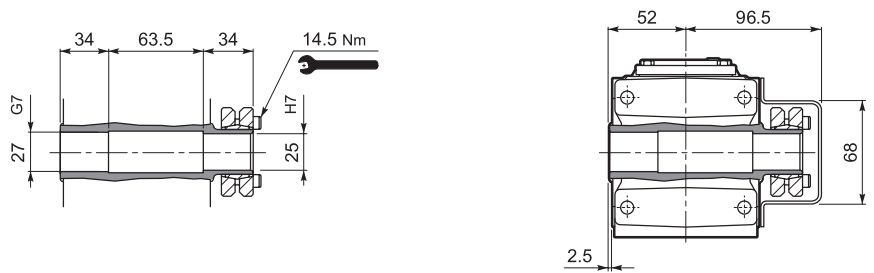
A 05...UD

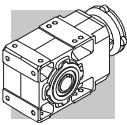


A 05...UH

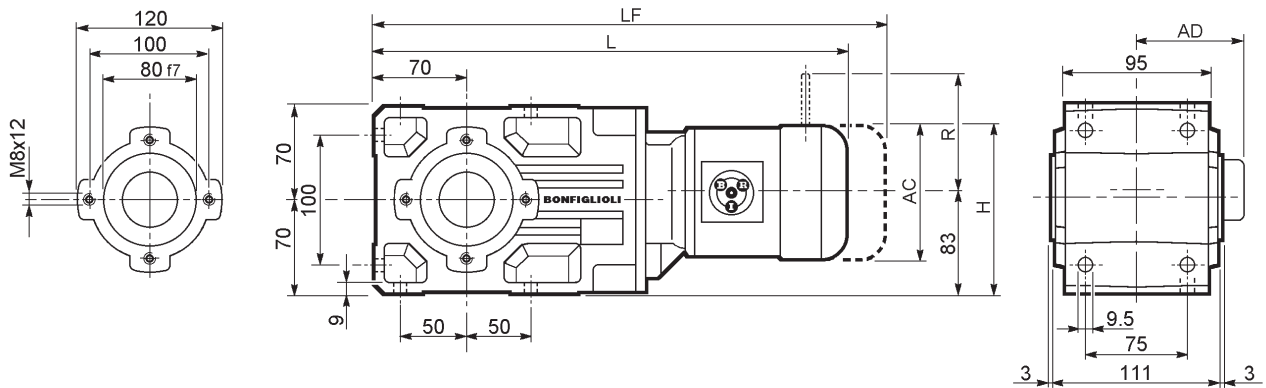


A 05...US

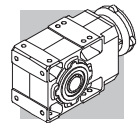




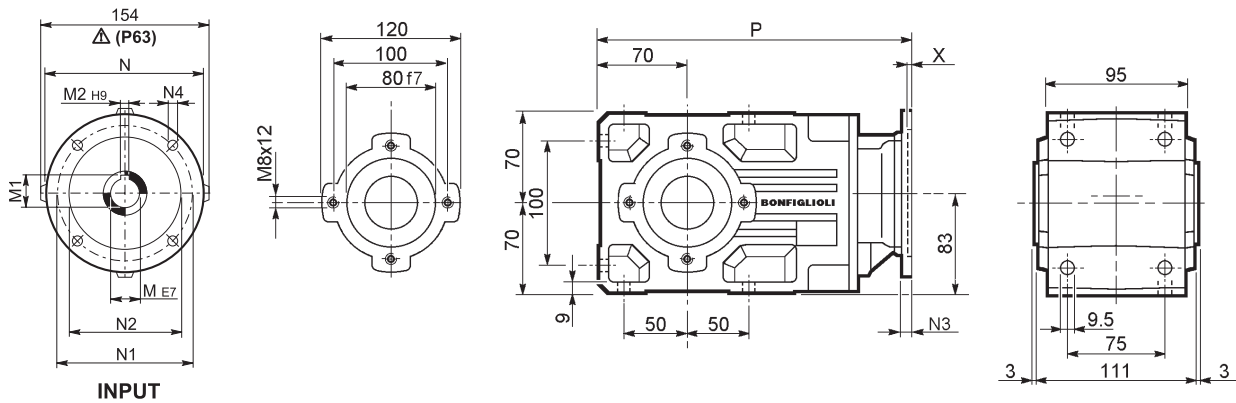
A 10...M/ME/MX/MXN



			AC	H	L	AD	Kg	M...FD M...FA		M...FD		M...FA	
								LF	Kg	R	AD	R	AD
A 10 2	S05	M05	121	143.5	408.5	95	12	474.5	14	96	122	116	95
A 10 2	S05	ME05	121	143.5	408.5	95	12	474.5	14	96	119	116	119
A 10 2	S05	MXN05	123	144.5	455	136	13.8	502	14.9	96	136	116	136
A 10 2	S1	M1	138	152	437.5	108	14	498.5	17	103	135	124	108
A 10 2	S1	ME1	138	152	437.5	108	14	498.5	17	103	135	124	135
A 10 2	S10	MXN10	138	152	466.5	137	16.4	525.5	18.8	103	138	121	138
A 10 2	S2	ME2S	156	161	466.5	119	18	536.5	20.1	129	143	134	143
A 10 2	S2	MX2S	156	161	510.5	119	23.1	568	27.3	129	143	134	143
A 10 2	S20	MXN20	158	162	564	146	25.3	635	27.7	129	148	131	148
A 10 2	S3	ME3S	195	180.5	509.5	142	24.5	605.5	30.5	160	155	160	155
A 10 2	S3	MX3S	195	180.5	541.5	142	27.5	631.5	34.5	160	155	160	155
A 10 2	S3	ME3L	195	180.5	541.5	142	30	632.5	32.6	160	155	160	155
A 10 2	S3	MX3L	195	180.5	585.5	142	36	677.5	43.4	160	155	160	155

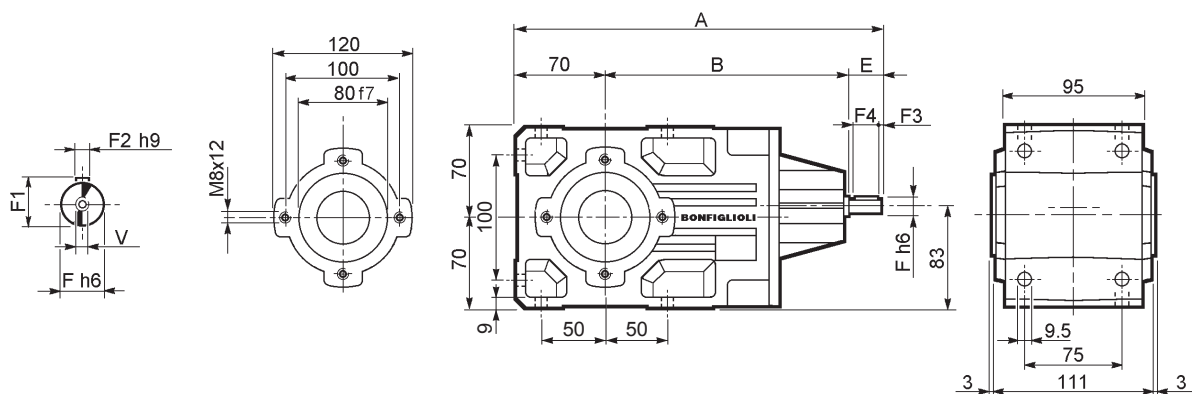


A 10...P(IEC)

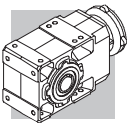


		M	M1	M2	N	N1	N2	N3	N4	X	P	Kg		
		A 10 2	P63	11	12.8	4	140	115	95	—	M8x10	4	282.5	8
A 10 2	P71	14	16.3	5	160	130	110	—	M8x10	4.5	282.5	9		
A 10 2	P80	19	21.8	6	200	165	130	—	M10x14.5	4	302	9		
A 10 2	P90	24	27.3	8	200	165	130	—	M10x14.5	4	302	9		
A 10 2	P100	28	31.3	8	250	215	180	—	M12x16	4.5	312	13		
A 10 2	P112	28	31.3	8	250	215	180	—	M12x16	4.5	312	13		

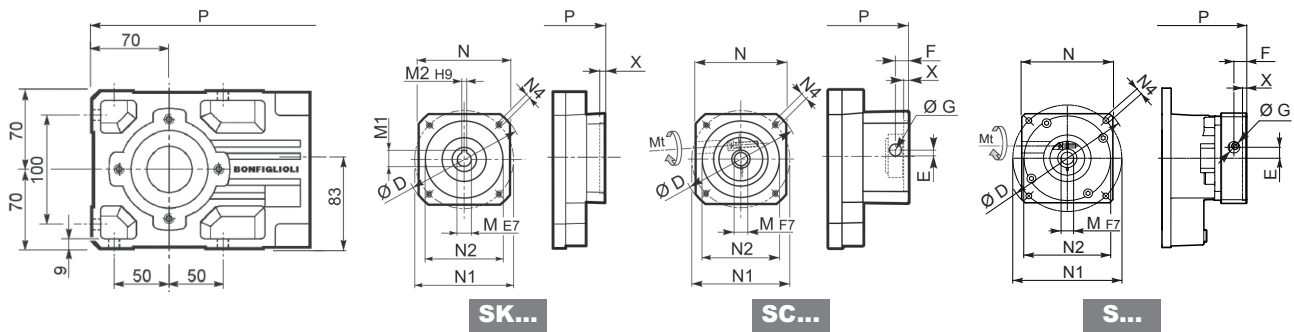
A 10...HS



		A	B	E	F	F1	F2	F3	F4	V	Kg		
		A 10 2	HS	289.5	179.5	40	16	18	5	2.5	35	M6x16	7.8



A 10...SK / SC / S

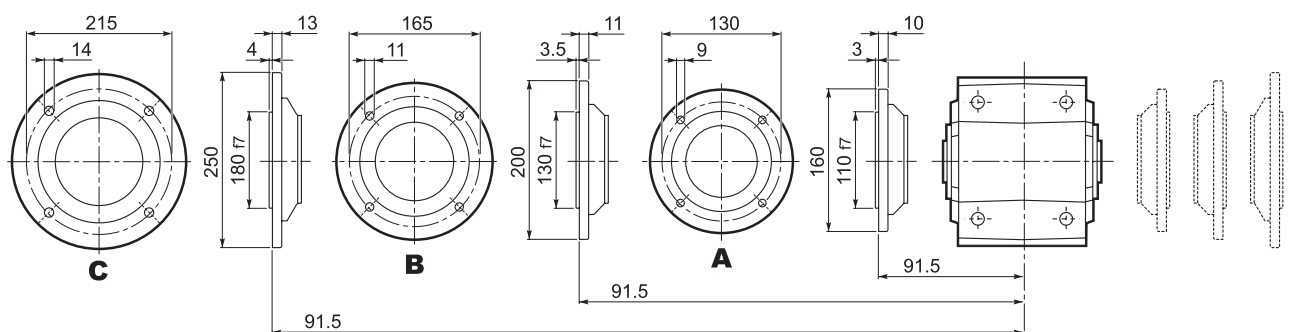


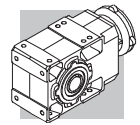
		D	M	M1	M2	N	N1	N2	N4	X	P	Kg
A 10 2	SK60A	102	11	12.8	4	82	75	60	M5x10	3.5	254	8
A 10 2	SK60B	102	14	16.3	5	82	75	60	M5x10	4	261	8
A 10 2	SK80A	115	14	16.3	5	90	100	80	M6x12	4	261	8
A 10 2	SK80C	120	19	21.8	6	96	100	80	M6x12	4	302	9
A 10 2	SK95A	130	14	16.3	5	102	115	95	M8x12	4	302	9
A 10 2	SK95B	130	19	21.8	6	102	115	95	M8x12	4	302	9
A 10 2	SK95C	130	24	27.3	8	102	115	95	M8x12	4	302	9
A 10 2	SK110A	150	19	21.8	6	120	130	110	M8x12	5	302	9
A 10 2	SK110B	150	24	27.3	8	120	130	110	M8x12	5	302	9

		Mt [Nm]	D	E	F	G	M	N	N1	N2	N4	X	P	Kg
A 10 2	SC60A	M6 15	102	7	12.5	12.5	11	82	75	60	M5x10	4	281	9
A 10 2	SC60B	M6 15	102	7	12.5	12.5	14	82	75	60	M5x10	4	281	9
A 10 2	SC80A	M6 15	115	6	12.5	12.5	14	90	100	80	M6x12	4	281	9
A 10 2	SC80C	M6 15	120	15.5	14.5	17.75	19	96	100	80	M6x12	4	325.5	10
A 10 2	SC95A	M6 15	130	16.5	15	17.75	14	102	115	95	M8x16	4	325.5	10
A 10 2	SC95B	M6 15	130	16.5	15	17.75	19	102	115	95	M8x16	4	325.5	10
A 10 2	SC95C	M6 15	130	16.5	15	17.75	24	102	115	95	M8x16	4	325.5	10
A 10 2	SC110A	M6 15	150	16.5	16	17.75	19	120	130	110	M8x16	5	325.5	12
A 10 2	SC110B	M6 15	150	16.5	16	17.75	24	120	130	110	M8x16	5	325.5	12

		Mt [Nm]	D	E	F	G	M	N	N1	N2	N4	X	P	Kg
A 10 2	S11F60A2	M6 11	135	16.3	15.5	13.75	11	100	75	60	M5x14	6.5	327.5	10
A 10 2	S14F60A2	M6 11	135	15.5	16.3	13.75	14	100	75	60	M5x14	6.5	327.5	10
A 10 2	S14F80A1	M6 11	135	15.5	16.3	13.75	14	100	100	80	M6x16	6.5	327.5	10
A 10 2	S19F80A1	M6 11	135	15.5	16.3	13.75	19	100	100	80	M6x16	6.5	327.5	10
A 10 2	S16F80A1	M6 11	135	15.5	16.3	17.75	14	100	100	80	M6x16	6.5	327.5	10
A 10 2	S19F70B1	M6 11	135	15.5	16.3	17.75	16	100	90	70	M5x12	6.5	327.5	10
A 10 2	S19F95A	M6 11	135	15.5	16.3	17.75	19	100	115	95	M8x18	6.5	327.5	10
A 10 2	S24F110A	M6 14	155	15.5	16.3	17.75	19	115	130	110	M8x18	6.5	327.5	10
A 10 2	S24F95A	M6 14	135	15.5	16.3	17.75	24	100	115	95	M8x18	6.5	327.5	10

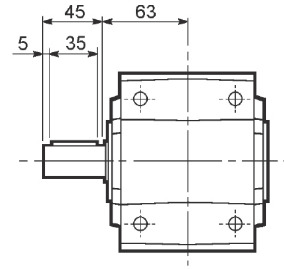
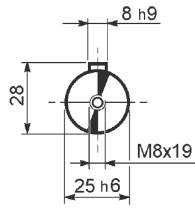
A 10...F...



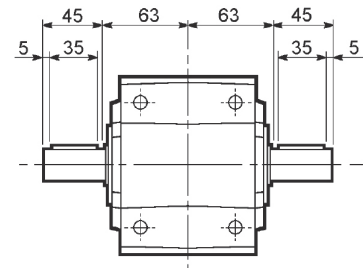
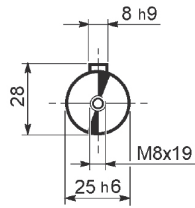


A 10

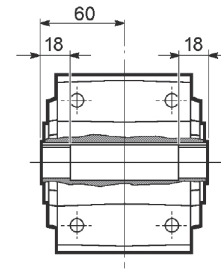
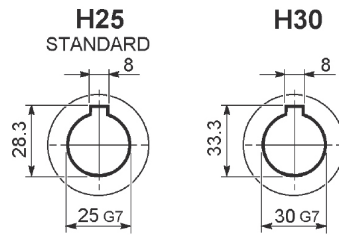
A 10...UR



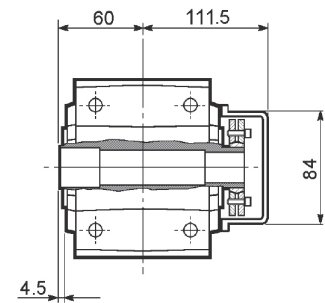
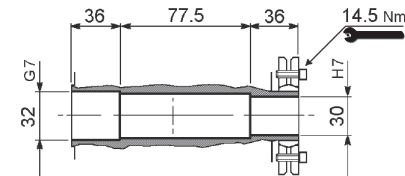
A 10...UD



A 10...UH

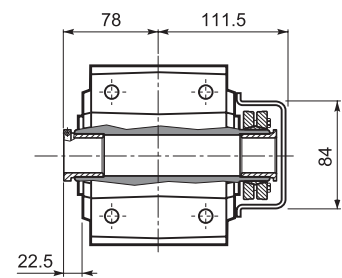
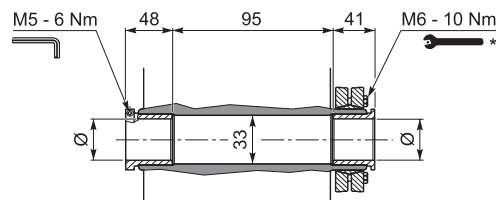


A 10...US

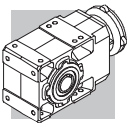


A10...QF

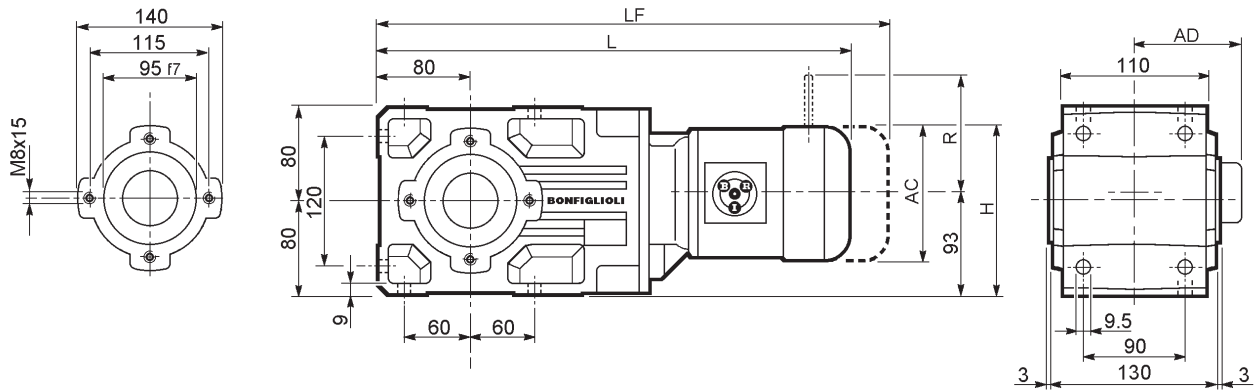
	Ø
QF25	25
QF30	30



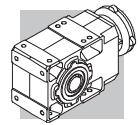
* Attenersi alle ISTRUZIONI PER IL MONTAGGIO fornite con il riduttore.



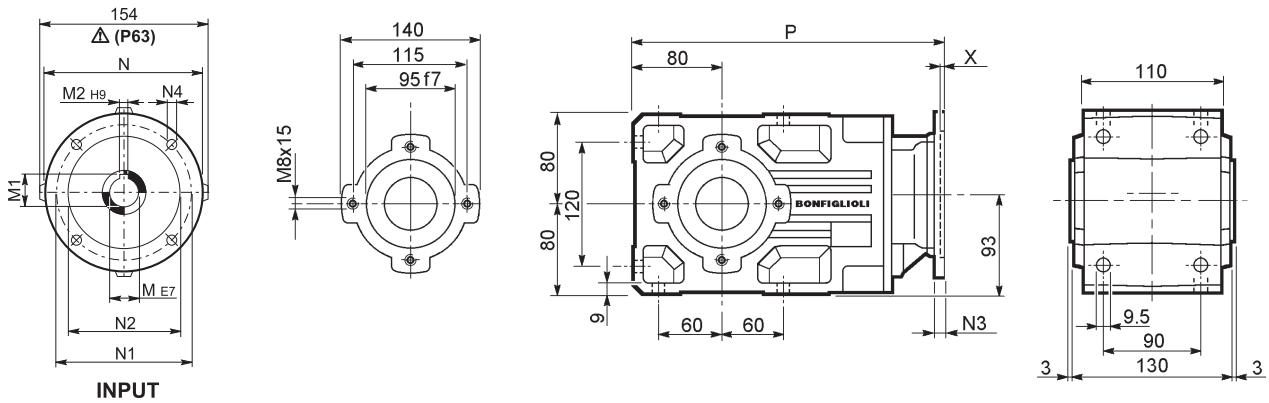
A 20...M/ME/MX/MXN



			AC	H	L	AD	Kg	M...FD M...FA		M...FD		M...FA	
								LF	Kg	R	AD	R	AD
A 20 2	S05	M05	121	143.5	432	95	16	498	18	96	122	116	95
A 20 2	S05	ME05	121	143.5	432	95	16	498	18	96	119	116	119
A 20 2	S05	MXN05	123	144.5	478.5	136	17.8	525.5	18.9	96	136	116	136
A 20 2	S1	M1	138	152	461	108	18	522	21	103	135	124	108
A 20 2	S1	ME1	138	152	461	108	18	522	21	103	135	124	135
A 20 2	S10	MXN10	138	152	490	137	20.4	549	22.8	103	138	121	138
A 20 2	S2	ME2S	156	161	490	119	22	560	24.1	129	143	134	143
A 20 2	S2	MX2S	156	161	534	119	27.1	606	31.3	129	143	134	143
A 20 2	S20	MXN20	158	162	487.5	146	29.3	558.5	31.5	129	148	131	148
A 20 2	S3	ME3S	195	180.5	533	142	28.5	629	34.5	160	155	160	155
A 20 2	S3	MX3S	195	180.5	565	142	31.5	655	38.5	160	155	160	155
A 20 2	S3	ME3L	195	180.5	565	142	34	656	40	160	155	160	155
A 20 2	S3	MX3L	195	180.5	609	142	40	701	47	160	155	160	155
A 20 3	S05	M05	121	143.5	457.5	95	16	553.5	18	96	122	116	95
A 20 3	S05	ME05	121	143.5	457.5	95	16	553.5	18	96	119	116	119
A 20 3	S05	MXN05	123	144.5	504	136	17.8	551	18.9	96	136	116	136
A 20 3	S1	M1	138	152	486.5	108	19	577.5	21	103	135	124	108
A 20 3	S1	M1	138	152	486.5	108	19	577.5	21	103	135	124	135
A 20 3	S10	MXN10	138	152	515.5	137	21.4	574.5	23.8	103	138	121	138
A 20 3	S2	ME2S	156	161	545.5	119	23	615.5	24.6	129	143	134	143
A 20 3	S2	MX2S	156	161	589.5	119	28.1	661.5	31.9	129	143	134	143
A 20 3	S20	MXN20	158	162	643	146	30.3	714	32.5	129	148	131	148
A 20 3	S3	ME3S	195	180.5	588.5	142	29.5	684.5	35.5	160	155	160	155
A 20 3	S3	MX3S	195	180.5	620.5	142	32.5	710.5	39.5	160	155	160	155
A 20 3	S3	ME3L	195	180.5	620.5	142	35	711.5	41	160	155	160	155
A 20 3	S3	MX3L	195	180.5	664.5	142	41	756.5	48	160	155	160	155



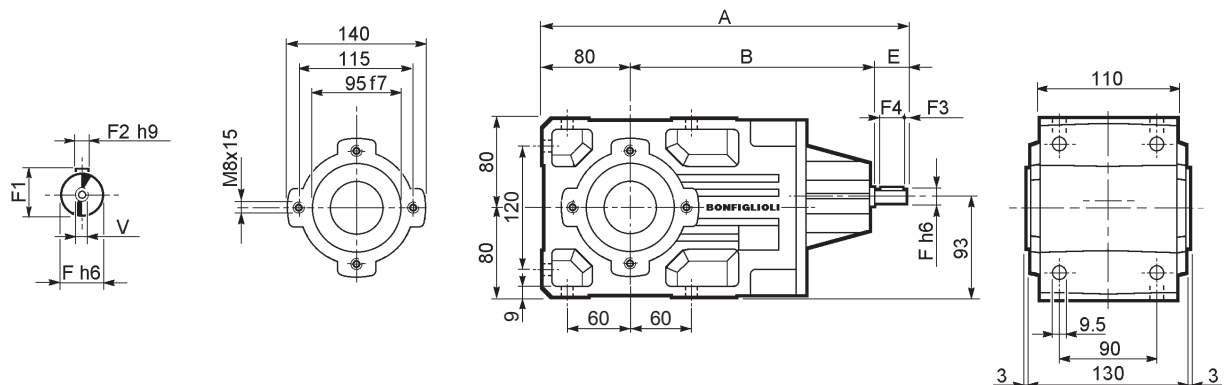
A 20...P(IEC)



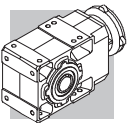
INPUT

		M	M1	M2	N	N1	N2	N3	N4	X	P	Kg
A 20 2	P63	11	12.8	4	140	115	95	—	M8x19	4	306	12
A 20 2	P71	14	16.3	5	160	130	110	—	M8x16	4.5	306	12
A 20 2	P80	19	21.8	6	200	165	130	—	M10x14.5	4	325.5	13
A 20 2	P90	24	27.3	8	200	165	130	—	M10x14.5	4	325.5	13
A 20 2	P100	28	31.3	8	250	215	180	—	M12x16	4.5	335.5	17
A 20 2	P112	28	31.3	8	250	215	180	—	M12x16	4.5	335.5	17
A 20 3	P63	11	12.8	4	140	115	95	—	M8x19	4	361.5	13
A 20 3	P71	14	16.3	5	160	130	110	—	M8x16	4.5	361.5	13
A 20 3	P80	19	21.8	6	200	165	130	—	M10x14.5	4	381	14
A 20 3	P90	24	27.3	8	200	165	130	—	M10x14.5	4	381	14
A 20 3	P100	28	31.3	8	250	215	180	—	M12x16	4.5	391	18
A 20 3	P112	28	31.3	8	250	215	180	—	M12x16	4.5	391	18

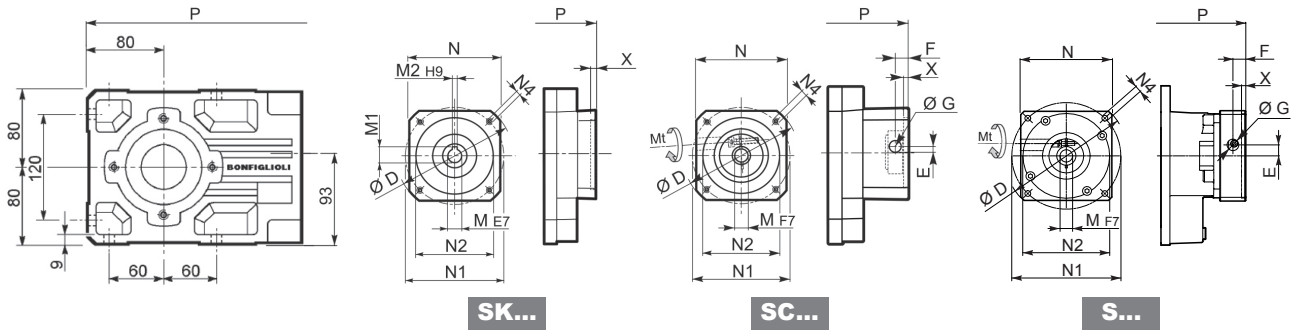
A 20...HS



		A	B	E	F	F1	F2	F3	F4	V	Kg
A 20 2	HS	356	236	40	19	21.5	6	2.5	35	M6x16	11.9
A 20 3		368.5	248.5	40	16	18	5	2.5	35	M6x16	12.2



A 20...SK / SC / S

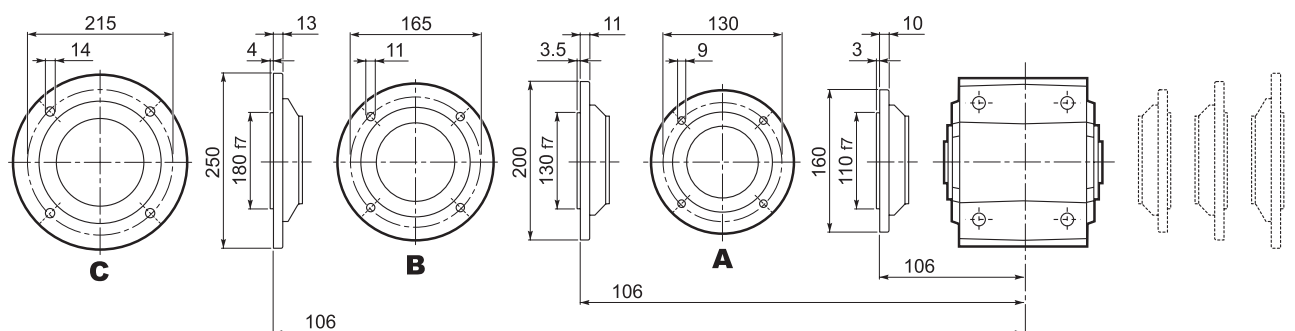


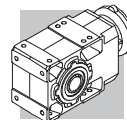
		D	M	M1	M2	N	N1	N2	N4	X	P		Kg
											2x	3x	
A 20 2/3	SK60A	102	11	12.8	4	82	75	60	M5x10	3.5	277.5	333	11/12
A 20 2/3	SK60B	102	14	16.3	5	82	75	60	M5x10	4	284.5	340	12/13
A 20 2/3	SK80A	115	14	16.3	5	90	100	80	M6x12	4	284.5	340	12/13
A 20 2/3	SK80C	120	19	21.8	6	96	100	80	M6x12	4	325.5	381	13/14
A 20 2/3	SK95A	130	14	16.3	5	102	115	95	M8x12	4	325.5	381	13/14
A 20 2/3	SK95B	130	19	21.8	6	102	115	95	M8x12	4	325.5	381	13/14
A 20 2/3	SK95C	130	24	27.3	8	102	115	95	M8x12	4	325.5	381	13/14
A 20 2/3	SK110A	150	19	21.8	6	120	130	110	M8x12	5	325.5	381	13/14
A 20 2/3	SK110B	150	24	27.3	8	120	130	110	M8x12	5	325.5	381	13/14

		Mt [Nm]	D	E	F	G	M	N	N1	N2	N4	X	P		Kg
													2x	3x	
A 20 2/3	SC60A	M6 15	102	7	12.5	12.5	11	82	75	60	M5x10	4	304.5	360	12/13
A 20 2/3	SC60B	M6 15	102	7	12.5	12.5	14	82	75	60	M5x10	4	304.5	360	13/14
A 20 2/3	SC80A	M6 15	115	6	12.5	12.5	14	90	100	80	M6x12	4	304.5	360	13/14
A 20 2/3	SC80C	M6 15	120	15.5	14.5	17.75	19	96	100	80	M6x12	4	349	404.5	14/15
A 20 2/3	SC95A	M6 15	130	16.5	15	17.75	14	102	115	95	M8x16	4	349	404.5	14/15
A 20 2/3	SC95B	M6 15	130	16.5	15	17.75	19	102	115	95	M8x16	4	349	404.5	14/15
A 20 2/3	SC95C	M6 15	130	16.5	15	17.75	24	102	115	95	M8x16	4	349	404.5	14/15
A 20 2/3	SC110A	M6 15	150	16.5	16	17.75	19	120	130	110	M8x16	5	349	404.5	15/16
A 20 2/3	SC110B	M6 15	150	16.5	16	17.75	24	120	130	110	M8x16	5	349	404.5	15/16

		Mt [Nm]	D	E	F	G	M	N	N1	N2	N4	X	P		Kg
													2x	3x	
A 20 2/3	S11F60A2	M6 11	135	16.3	15.5	13.75	11	100	75	60	M5x14	6.5	351	406.5	14/15
A 20 2/3	S14F60A2	M6 11	135	15.5	16.3	13.75	14	100	75	60	M5x14	6.5	351	406.5	14/15
A 20 2/3	S14F80A1	M6 11	135	15.5	16.3	13.75	14	100	100	80	M6x16	6.5	351	406.5	14/15
A 20 2/3	S19F80A1	M6 11	135	15.5	16.3	13.75	19	100	100	80	M6x16	6.5	351	406.5	14/15
A 20 2/3	S16F80A1	M6 11	135	15.5	16.3	17.75	14	100	100	80	M6x16	6.5	351	406.5	14/15
A 20 2/3	S19F70B1	M6 11	135	15.5	16.3	17.75	16	100	90	70	M5x12	6.5	351	406.5	14/15
A 20 2/3	S19F95A	M6 11	135	15.5	16.3	17.75	19	100	115	95	M8x18	6.5	351	406.5	14/15
A 20 2/3	S24F110A	M6 14	155	15.5	16.3	17.75	19	115	130	110	M8x18	6.5	351	406.5	14/15
A 20 2/3	S24F95A	M6 14	135	15.5	16.3	17.75	24	100	115	95	M8x18	6.5	351	406.5	14/15

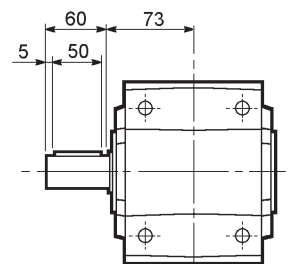
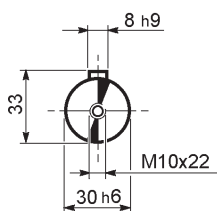
A 20...F...



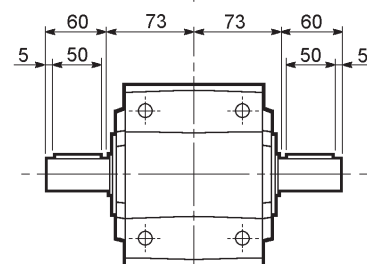
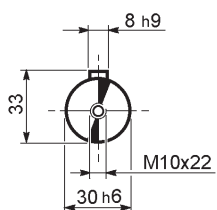


A 20

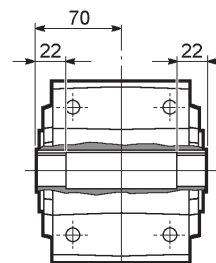
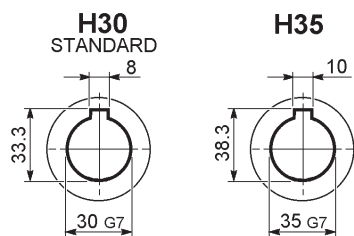
A 20...UR



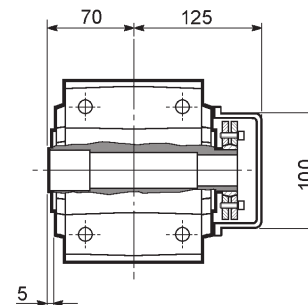
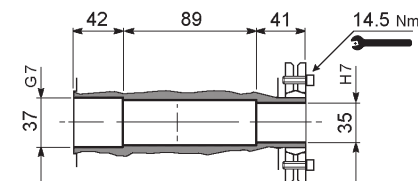
A 20...UD



A 20...UH

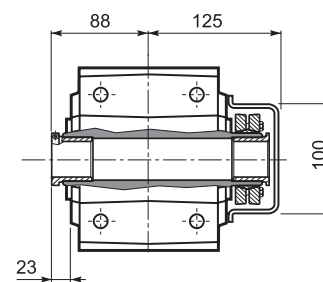
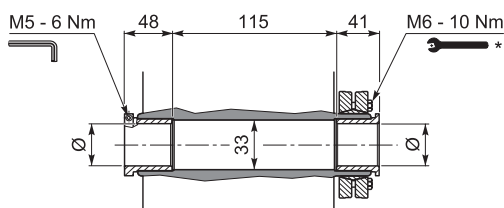


A 20...US

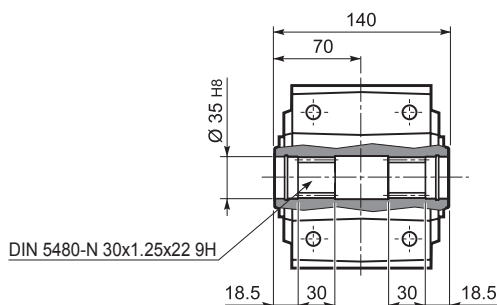


A 20...QF

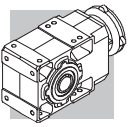
	Ø
QF25	25
QF30	30



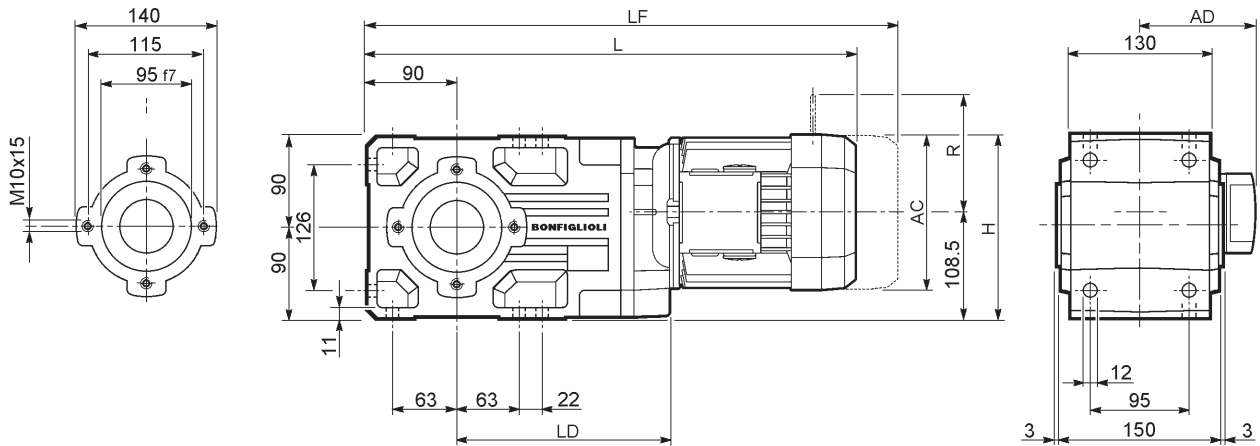
A 20...UV



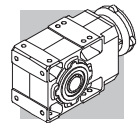
* Attenersi alle ISTRUZIONI PER IL MONTAGGIO fornite con il riduttore.



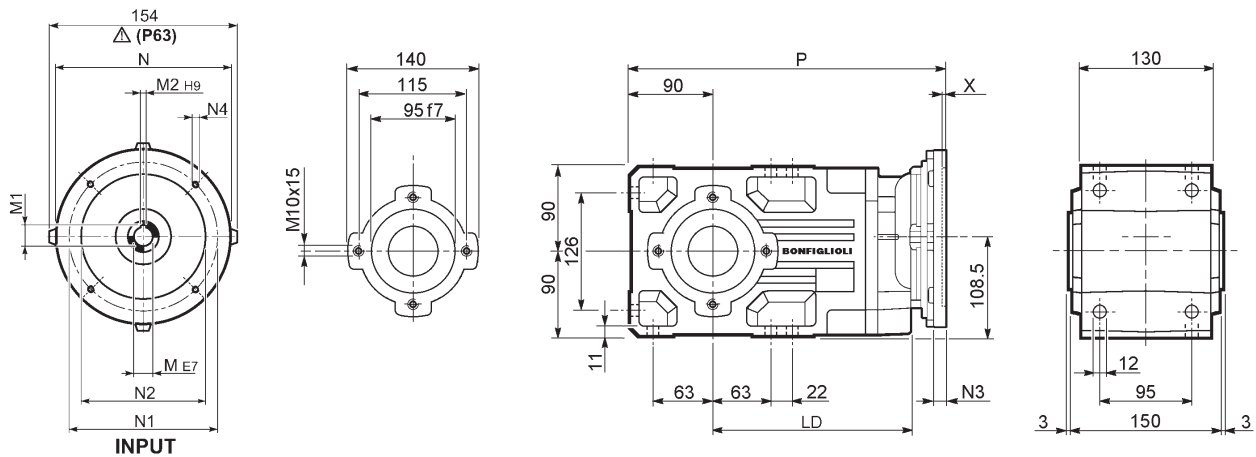
A 30...M/ME/MX/MXN



										M...FD M...FA		M...FD		M...FA	
			AC	H	L	LD	AD	Kg	LF	Kg	R	AD	R	AD	
A 30 2	S1	M1	138	177.5	488	201	108	22	549	24	103	135	124	108	
A 30 2	S1	ME1	138	177.5	488	201	108	22	549	24	103	135	124	135	
A 30 2	S10	MXN10	138	177.5	517	201	137	24.4	576	26.8	103	138	121	138	
A 30 2	S2	ME2S	156	186.5	517	213	119	25	587	27.1	129	143	134	143	
A 30 2	S2	MX2S	156	186.5	561	213	119	30.1	633	34.6	129	143	134	143	
A 30 2	S3	ME3S	195	206	560	223	142	31.5	656	37.5	160	155	160	155	
A 30 2	S3	MX3S	195	206	592	223	142	34.5	682	41.5	160	155	160	155	
A 30 2	S3	ME3L	195	206	592	223	142	38	683	44	160	155	160	155	
A 30 2	S3	MX3L	195	206	636	223	142	44	728	51	160	155	160	155	
A 30 3	S05	M05	121	169	516.5	—	95	21	582.5	22	96	122	116	95	
A 30 3	S05	ME05	121	169	516.5	—	95	21	582.5	22	96	119	116	119	
A 30 3	S05	MXN05	123	170	563	—	136	22.8	610	23.9	96	136	116	136	
A 30 3	S1	M1	138	177.5	545.5	—	108	23	606.5	26	103	135	124	108	
A 30 3	S1	ME1	138	177.5	545.5	—	108	23	606.5	26	103	135	124	135	
A 30 3	S10	MXN10	138	177.5	574.5	—	137	25.4	633.5	27.8	103	138	121	138	
A 30 3	S2	ME2S	156	186.5	574.5	—	119	25	644.5	29.1	129	143	134	143	
A 30 3	S2	MX2S	156	186.5	618.5	—	119	30.1	690.5	36.6	129	143	134	143	
A 30 3	S20	MXN20	158	187.5	672	—	146	32.3	743	34.5	129	148	131	148	
A 30 3	S3	ME3S	195	206	617.5	—	142	31.5	713.5	38.4	160	155	160	155	
A 30 3	S3	MX3S	195	206	649.5	—	142	34.5	739.5	41.5	160	155	160	155	
A 30 3	S3	ME3L	195	206	649.5	—	142	38	740.5	44	160	155	160	155	
A 30 3	S3	MX3L	195	206	693.5	—	142	44	785.5	51	160	155	160	155	

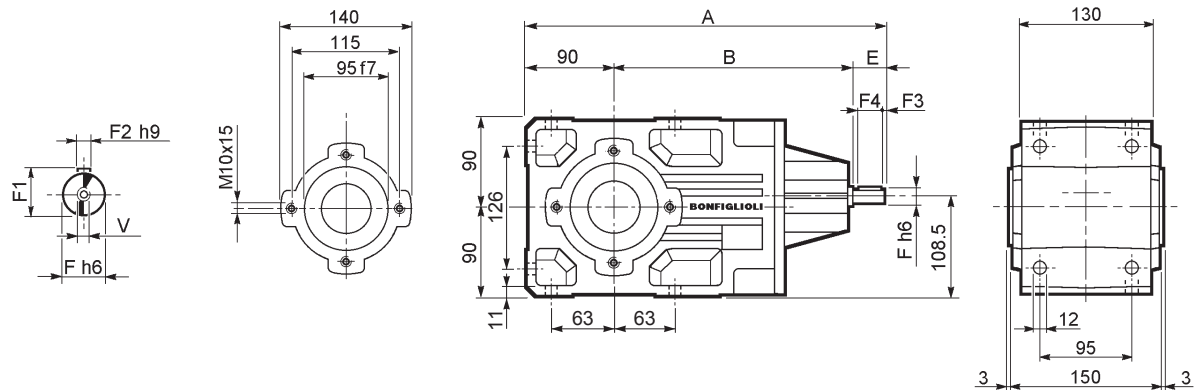


A 30...P(IEC)



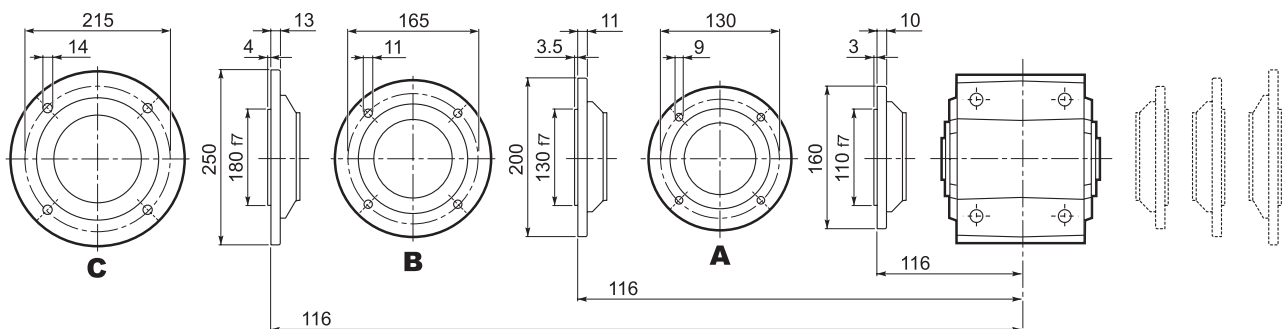
		LD	M	M1	M2	N	N1	N2	N3	N4	X	P	Kg
A 30 2	P63	213	11	12.8	4	140	115	95	—	M8x19	4	333	16
A 30 2	P71	213	14	16.3	5	160	130	110	—	M8x16	4.5	333	16
A 30 2	P80	223	19	21.8	6	200	165	130	—	M10x14.5	4	352.5	17
A 30 2	P90	223	24	27.3	8	200	165	130	—	M10x14.5	4	352.5	17
A 30 2	P100	223	28	31.3	8	250	215	180	—	M12x16	4.5	362.5	20
A 30 2	P112	223	28	31.3	8	250	215	180	—	M12x16	4.5	362.5	20
A 30 3	P63	—	11	12.8	4	140	115	95	—	M8x19	4	390.5	17
A 30 3	P71	—	14	16.3	5	160	130	110	—	M8x16	4.5	390.5	17
A 30 3	P80	—	19	21.8	6	200	165	130	—	M10x14.5	4	410	18
A 30 3	P90	—	24	27.3	8	200	165	130	—	M10x14.5	4	410	18
A 30 3	P100	—	28	31.3	8	250	215	180	—	M12x16	4.5	420	22
A 30 3	P112	—	28	31.3	8	250	215	180	—	M12x16	4.5	420	22

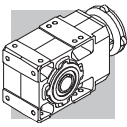
A 30...HS



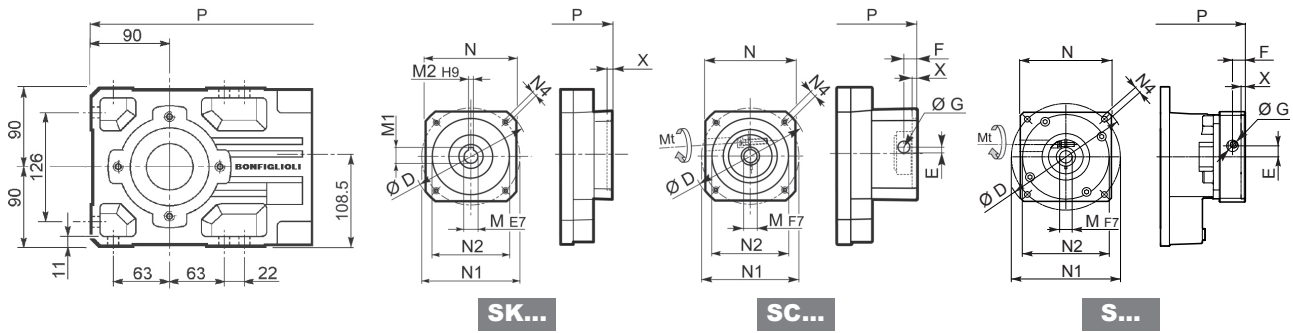
		A	B	E	F	F1	F2	F3	F4	V	Kg
A 30 2	HS	383	253	40	19	21.5	6	2.5	35	M6x16	16.7
A 30 3	HS	397.5	267.5	40	16	18	5	2.5	35	M6x16	16.5

A 30...F...





A 30...SK / SC / S

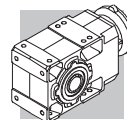


Icon	Shaft	D	M	M1	M2	N	N1	N2	N4	X	P		Kg
											2x	3x	
A 30 2/3	SK60A	102	11	12.8	4	82	75	60	M5x10	3.5	304.5	362	15/16
A 30 2/3	SK60B	102	14	16.3	5	82	75	60	M5x10	4	311.5	369	16/17
A 30 2/3	SK80A	115	14	16.3	5	90	100	80	M6x12	4	311.5	369	16/17
A 30 2/3	SK80C	120	19	21.8	6	96	100	80	M6x12	4	352.5	410	17/18
A 30 2/3	SK95A	130	14	16.3	5	102	115	95	M8x12	4	352.5	410	17/18
A 30 2/3	SK95B	130	19	21.8	6	102	115	95	M8x12	4	352.5	410	17/18
A 30 2/3	SK95C	130	24	27.3	8	102	115	95	M8x12	4	352.5	410	17/18
A 30 2/3	SK110A	150	19	21.8	6	120	130	110	M8x12	5	352.5	410	17/18
A 30 2/3	SK110B	150	24	27.3	8	120	130	110	M8x12	5	352.5	410	17/18
A 30 2	SK130A	188	24	27.3	8	142	165	130	M10x20	5	352.5	—	18

Icon	Shaft	Mt [Nm]	D	E	F	G	M	N	N1	N2	N4	X	P		Kg
													2x	3x	
A 30 2/3	SC60A	M6 15	102	7	12.5	12.5	11	82	75	60	M5x10	4	331.5	389	16/17
A 30 2/3	SC60B	M6 15	102	7	12.5	12.5	14	82	75	60	M5x10	4	331.5	389	17/18
A 30 2/3	SC80A	M6 15	115	6	12.5	12.5	14	90	100	80	M6x12	4	331.5	389	17/18
A 30 2/3	SC80C	M6 15	120	15.5	14.5	17.75	19	96	100	80	M6x12	4	376	433.5	18/19
A 30 2/3	SC95A	M6 15	130	16.5	15	17.75	14	102	115	95	M8x16	4	376	433.5	18/19
A 30 2/3	SC95B	M6 15	130	16.5	15	17.75	19	102	115	95	M8x16	4	376	433.5	18/19
A 30 2/3	SC95C	M6 15	130	16.5	15	17.75	24	102	115	95	M8x16	4	376	433.5	18/19
A 30 2/3	SC 110A	M6 15	150	16.5	16	17.75	19	120	130	110	M8x16	5	376	433.5	19/20
A 30 2/3	SC 110B	M6 15	150	16.5	16	17.75	24	120	130	110	M8x16	5	376	433.5	19/20
A 30 2	SC 130A	M6 15	188	19	16	17.75	24	142	165	130	M10x20	5	376	—	20

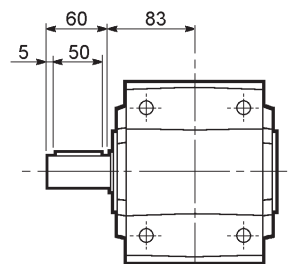
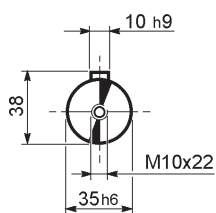
Icon	Shaft	Mt [Nm]	D	E	F	G	M	N	N1	N2	N4	X	P		Kg
													2x	3x	
A 30 2	S14F80A2	M6 11	165	17	19.5	17.75	14	130	100	80	M6x15	4	382	—	19
A 30 2	S16F80A2	M6 11	165	17	19.5	17.75	16	130	100	80	M6x15	4	382	—	19
A 30 2	S19F110B1	M6 11	165	17	29.5	17.75	19	130	145	110	M8x20	6.5	392	—	19
A 30 2	S22F110B1	M6 14	165	17	29.5	17.75	22	130	145	110	M8x20	6.5	392	—	19
A 30 2	S24F110B1	M6 14	165	17	29.5	17.75	24	130	145	110	M8x20	6.5	392	—	19
A 30 2	S19F80A2	M6 11	165	17	19.5	17.75	19	130	100	80	M6x15	4	382	—	19
A 30 2	S19F95A1	M6 11	165	17	19.5	17.75	19	130	115	95	M8x20	6.5	382	—	19
A 30 2	S24F110A1	M6 14	165	17	19.5	17.75	24	130	130	110	M8x20	4	382	—	19
A 30 2	S24F130A	M6 14	190	17	19.5	17.75	24	140	165	130	M10x20	6.5	382	—	19
A 30 2	S24F95A1	M6 14	165	17	19.5	17.75	24	130	115	95	M8x20	6.5	382	—	19
A 30 2	S28F130A	M8 20	190	17	19.5	17.75	28	140	165	130	M10x20	6.5	382	—	19
A 30 2	S28F180A	M8 20	205	21.5	29.5	17.75	28	190	215	180	M14x25	5.5	392	—	19

Icon	Shaft	Mt [Nm]	D	E	F	G	M	N	N1	N2	N4	X	P		Kg
													2x	3x	
A 30 3	S11F60A2	M6 11	135	16.3	15.5	13.75	11	100	75	60	M5x14	6.5	—	435.5	19
A 30 3	S14F60A2	M6 11	135	15.5	16.3	13.75	14	100	75	60	M5x14	6.5	—	435.5	19
A 30 3	S14F80A1	M6 11	135	15.5	16.3	13.75	14	100	100	80	M6x16	6.5	—	435.5	19
A 30 3	S19F80A1	M6 11	135	15.5	16.3	13.75	19	100	100	80	M6x16	6.5	—	435.5	19
A 30 3	S16F80A1	M6 11	135	15.5	16.3	17.75	14	100	100	80	M6x16	6.5	—	435.5	19
A 30 3	S19F70B1	M6 11	135	15.5	16.3	17.75	16	100	90	70	M5x12	6.5	—	435.5	19
A 30 3	S19F95A	M6 11	135	15.5	16.3	17.75	19	100	115	95	M8x18	6.5	—	435.5	19
A 30 3	S24F110A	M6 14	155	15.5	16.3	17.75	19	115	130	110	M8x18	6.5	—	435.5	19
A 30 3	S24F95A	M6 14	135	15.5	16.3	17.75	24	100	115	95	M8x18	6.5	—	435.5	19

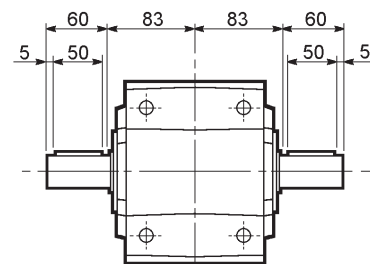
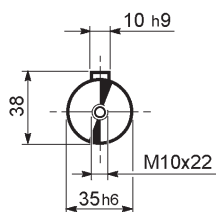


A 30

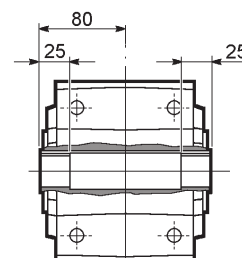
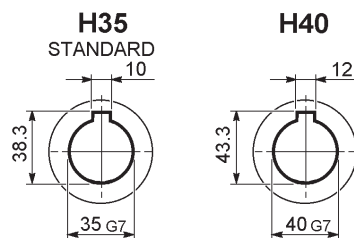
A 30...UR



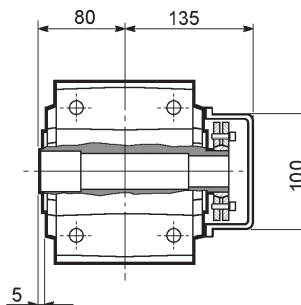
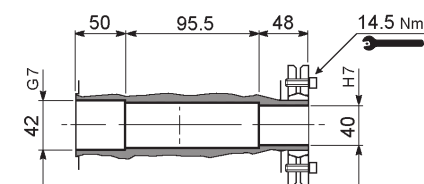
A 30...UD



A 30...UH

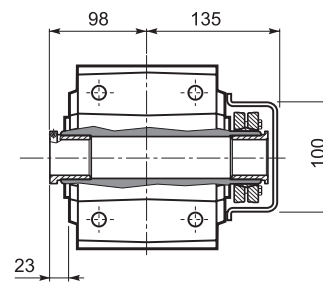
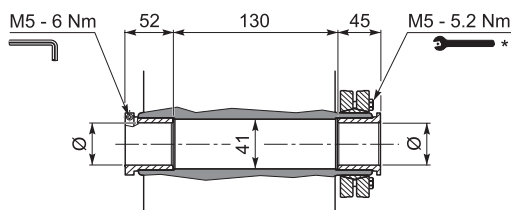


A 30...US

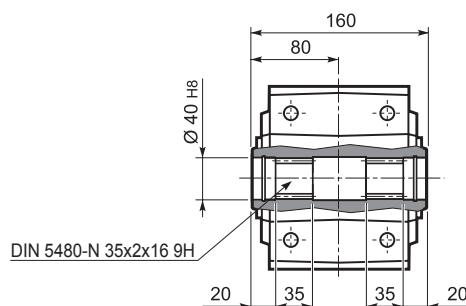


A 30...QF

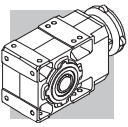
	Ø
QF35	35
QF40	40



A 30...UV



* Attenersi alle ISTRUZIONI PER IL MONTAGGIO fornite con il riduttore.



A 35...M/ME/MX/MXN

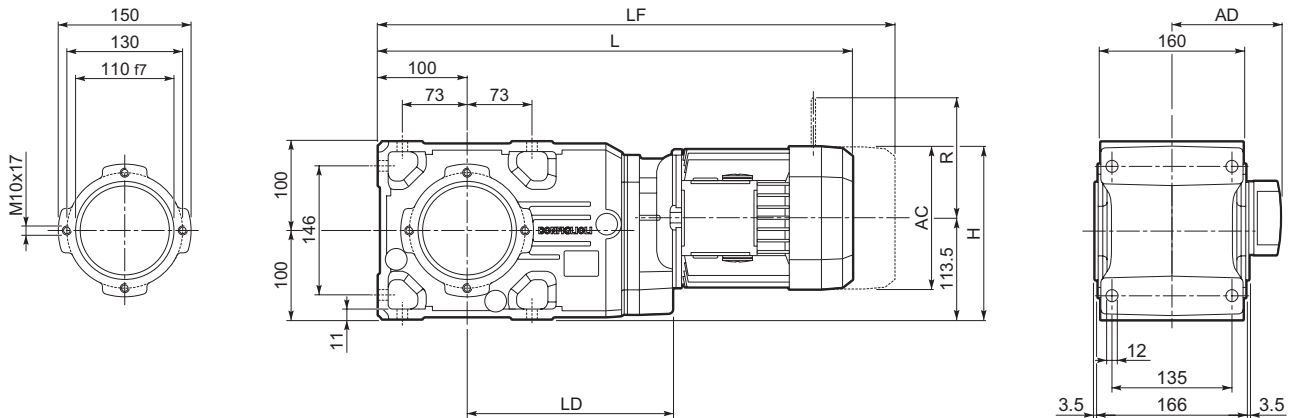
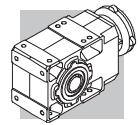
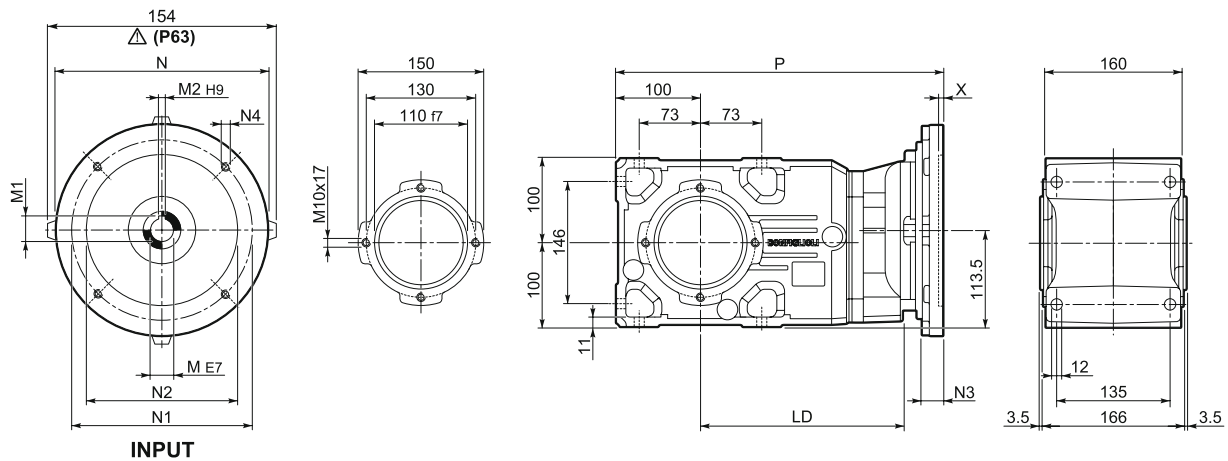


Image	S	M	MX	AC	H	L	LD	AD	Kg	M...FD M...FA		M...FD		M...FA		
										LF	Kg	R	AD	R	AD	
	A 35 2	S1	M1		138	182.5	514.5	217.5	108	34	575.5	36	103	135	124	108
	A 35 2	S1	ME1		138	182.5	514.5	217.5	108	34	575.5	36	103	135	124	135
	A 35 2	S10	MXN10		138	182.5	543.5	217.5	137	36.4	602.5	38.8	103	138	121	138
	A 35 2	S2	ME2S		156	191.5	543.5	229.5	119	37	613.5	39.1	129	143	134	143
	A 35 2	S2	MX2S		156	191.5	587.5	229.5	119	37	659.5	46.3	129	143	134	143
	A 35 2	S3	ME3S		195	211	586.5	239.5	142	43.5	682.5	49.5	160	155	160	155
	A 35 2	S3	MX3S		195	211	618.5	239.5	142	43.5	708.5	50.5	160	155	160	155
	A 35 2	S3	ME3L		195	211	618.5	239.5	142	50	709.5	56	160	155	160	155
	A 35 2	S3	MX3L		195	211	652.5	239.5	142	50	744.5	57	160	155	160	155
	A 35 2	S4	ME4	MX4	258	242.5	726.5	—	193	89	835.5	102	204	210	200	210
	A 35 2	S4	ME4LB	MX4LA	258	242.5	761.5	—	193	97	860.5	113	226	210	217	210
	A 35 3	S05	M05S		121	174	543	—	95	33	609	34	96	122	116	95
	A 35 3	S05	ME05S		121	174	543	—	95	33	609	34	96	119	116	119
	A 35 3	S05	MXN05		123	175	589.5	—	136	34.8	636.5	35.9	96	136	116	136
	A 35 3	S1	M1		138	182.5	572	—	108	35	633	38	103	135	124	108
	A 35 3	S1	ME1		138	182.5	572	—	108	35	633	38	103	135	124	135
	A 35 3	S10	MXN10		138	182.5	601	—	137	37.4	660	39.8	103	138	121	138
	A 35 3	S2	ME2S		156	191.5	601	—	119	37	671	41.1	129	143	134	143
	A 35 3	S2	MX2S		156	191.5	645	—	119	37	717	48.3	129	143	134	143
	A 35 3	S20	MXN20		158	192.5	698.5	—	146	39.2	769.5	41.4	129	148	131	148
	A 35 3	S3	ME3S		195	211	644	—	142	43.5	740	50.4	160	155	160	155
	A 35 3	S3	MX3S		195	211	676	—	142	43.5	766	52.4	160	155	160	155
	A 35 3	S3	ME3L		195	211	676	—	142	50	767	53.6	160	155	160	155
	A 35 3	S3	MX3L		195	211	720	—	142	50	812	59.4	160	155	160	155



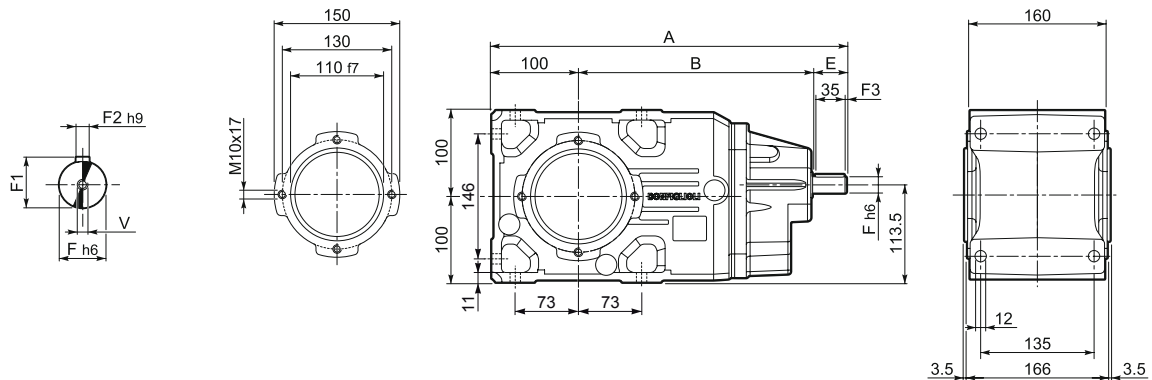
A 35...P(IEC)



INPUT

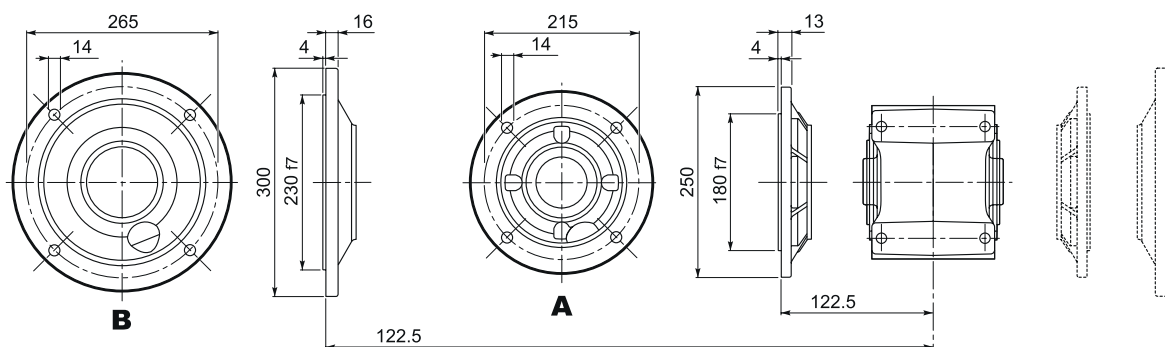
		LD	M	M1	M2	N	N1	N2	N3	N4	X	P	Kg
A 35 2	P63	229.5	11	12.8	4	140	115	95	—	M8x19	4	359.5	28
A 35 2	P71	229.5	14	16.3	5	160	130	110	—	M8x16	4.5	359.5	28
A 35 2	P80	239.5	19	21.8	6	200	165	130	—	M10x14.5	4	379	29
A 35 2	P90	239.5	24	27.3	8	200	165	130	—	M10x14.5	4	379	29
A 35 2	P100	239.5	28	31.3	8	250	215	180	—	M12x16	4.5	389	32
A 35 2	P112	239.5	28	31.3	8	250	215	180	—	M12x16	4.5	389	32
A 35 2	P132	—	38	41.3	10	300	265	230	16	14	5	425.5	40
A 35 3	P63	—	11	12.8	4	140	115	95	—	M8x19	4	417	29
A 35 3	P71	—	14	16.3	5	160	130	110	—	M8x16	4.5	417	29
A 35 3	P80	—	19	21.8	6	200	165	130	—	M10x14.5	4	436.5	30
A 35 3	P90	—	24	27.3	8	200	165	130	—	M10x14.5	4	436.5	30
A 35 3	P100	—	28	31.3	8	250	215	180	—	M12x16	4.5	446.5	34
A 35 3	P112	—	28	31.3	8	250	215	180	—	M12x16	4.5	446.5	34

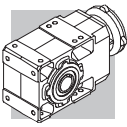
A 35...HS



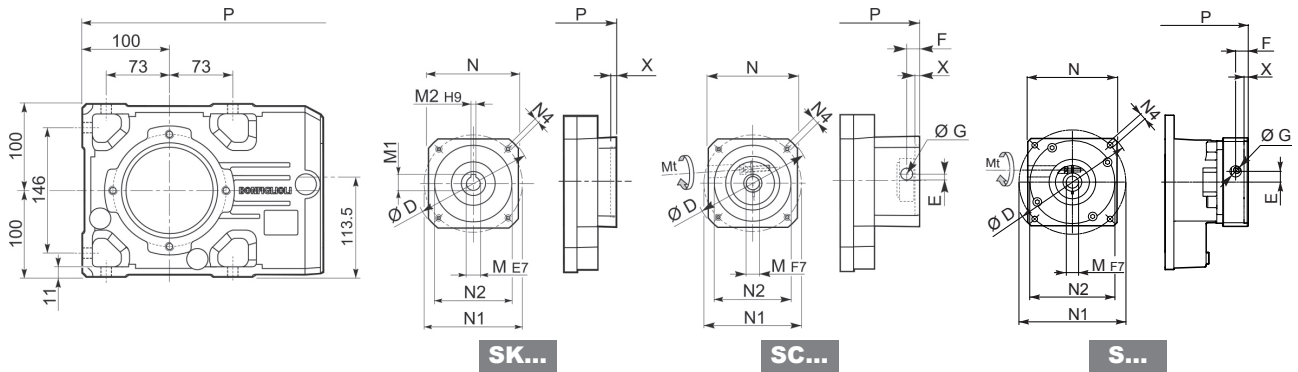
		A	B	E	F	F1	F2	F3	F4	V	Kg
A 35 2	HS	409.5	269.5	40	19	21.5	6	2.5	35	M6x16	29
A 35 3		424	284	40	16	18	5	2.5	35	M6x16	29

A 35...F...





A 35...SK / SC / S

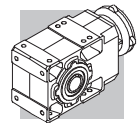


		D	M	M1	M2	N	N1	N2	N4	X	P		Kg
											2x	3x	
A 35 2/3	SK60A	102	11	12.8	4	82	75	60	M5x10	3.5	331	388.5	27/28
A 35 2/3	SK60B	102	14	16.3	5	82	75	60	M5x10	4	338	395.5	28/29
A 35 2/3	SK80A	115	14	16.3	5	90	100	80	M6x12	4	338	395.5	28/29
A 35 2/3	SK80C	120	19	21.8	6	96	100	80	M6x12	4	379	436.5	29/30
A 35 2/3	SK95A	130	14	16.3	5	102	115	95	M8x12	4	379	436.5	29/30
A 35 2/3	SK95B	130	19	21.8	6	102	115	95	M8x12	4	379	436.5	29/30
A 35 2/3	SK95C	130	24	27.3	8	102	115	95	M8x12	4	379	436.5	29/30
A 35 2/3	SK110A	150	19	21.8	6	120	130	110	M8x12	5	379	436.5	29/30
A 35 2/3	SK110B	150	24	27.3	8	120	130	110	M8x12	5	379	436.5	29/30
A 35 2	SK130A	188	24	27.3	8	142	165	130	M10x20	5	379	—	30

		Mt [Nm]	D	E	F	G	M	N	N1	N2	N4	X	P		Kg
													2x	3x	
A 35 2/3	SC60A	M6 15	102	7	12.5	12.5	11	82	75	60	M5x10	4	358	415.5	28/29
A 35 2/3	SC60B	M6 15	102	7	12.5	12.5	14	82	75	60	M5x10	4	358	415.5	29/30
A 35 2/3	SC80A	M6 15	115	6	12.5	12.5	14	90	100	80	M6x12	4	358	415.5	29/30
A 35 2/3	SC80C	M6 15	120	15.5	14.5	17.75	19	96	100	80	M6x12	4	402.5	460	30/31
A 35 2/3	SC95A	M6 15	130	16.5	15	17.75	14	102	115	95	M8x16	4	402.5	460	30/31
A 35 2/3	SC95B	M6 15	130	16.5	15	17.75	19	102	115	95	M8x16	4	402.5	460	30/31
A 35 2/3	SC95C	M6 15	130	16.5	15	17.75	24	102	115	95	M8x16	4	402.5	460	30/31
A 35 2/3	SC110A	M6 15	150	16.5	16	17.75	19	120	130	110	M8x16	5	402.5	460	32/33
A 35 2/3	SC110B	M6 15	150	16.5	16	17.75	24	120	130	110	M8x16	5	402.5	460	32/33
A 35 2	SC130A	M6 15	188	19	16	17.75	24	142	165	130	M10x20	5	402.5	—	33

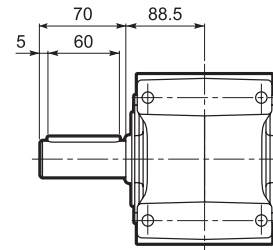
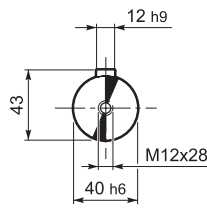
		Mt [Nm]	D	E	F	G	M	N	N1	N2	N4	X	P		Kg
													2x	3x	
A 35 2	S14F80A2	M6 11	165	17	19.5	17.75	14	130	100	80	M6x15	4	408.5	—	31
A 35 2	S16F80A2	M6 11	165	17	19.5	17.75	16	130	100	80	M6x15	4	408.5	—	31
A 35 2	S19F110B1	M6 11	165	17	29.5	17.75	19	130	145	110	M8x20	6.5	408.5	—	31
A 35 2	S22F110B1	M6 14	165	17	29.5	17.75	22	130	145	110	M8x20	6.5	418.5	—	31
A 35 2	S24F110B1	M6 14	165	17	29.5	17.75	24	130	145	110	M8x20	6.5	418.5	—	31
A 35 2	S19F80A2	M6 11	165	17	19.5	17.75	19	130	100	80	M6x15	4	408.5	—	31
A 35 2	S19F95A1	M6 11	165	17	19.5	17.75	19	130	115	95	M8x20	6.5	408.5	—	31
A 35 2	S24F110A1	M6 14	165	17	19.5	17.75	24	130	130	110	M8x20	4	408.5	—	31
A 35 2	S24F130A	M6 14	190	17	19.5	17.75	24	140	165	130	M10x20	6.5	408.5	—	31
A 35 2	S24F95A1	M6 14	165	17	19.5	17.75	24	130	115	95	M8x20	6.5	408.5	—	31
A 35 2	S28F130A	M8 20	190	17	19.5	17.75	28	140	165	130	M10x20	6.5	408.5	—	31
A 35 2	S28F180A	M8 20	205	21.5	29.5	17.75	28	190	215	180	M14x25	5.5	418.5	—	31

		Mt [Nm]	D	E	F	G	M	N	N1	N2	N4	X	P		Kg
													2x	3x	
A 35 3	S11F60A2	M6 11	135	16.3	15.5	13.75	11	100	75	60	M5x14	6.5	—	462	32
A 35 3	S14F60A2	M6 11	135	15.5	16.3	13.75	14	100	75	60	M5x14	6.5	—	462	32
A 35 3	S14F80A1	M6 11	135	15.5	16.3	13.75	14	100	100	80	M6x16	6.5	—	462	32
A 35 3	S19F80A1	M6 11	135	15.5	16.3	13.75	19	100	100	80	M6x16	6.5	—	462	32
A 35 3	S16F80A1	M6 11	135	15.5	16.3	17.75	14	100	100	80	M6x16	6.5	—	462	32
A 35 3	S19F70B1	M6 11	135	15.5	16.3	17.75	16	100	90	70	M5x12	6.5	—	462	32
A 35 3	S19F95A	M6 11	135	15.5	16.3	17.75	19	100	115	95	M8x18	6.5	—	462	32
A 35 3	S24F110A	M6 14	155	15.5	16.3	17.75	19	115	130	110	M8x18	6.5	—	462	32
A 35 3	S24F95A	M6 14	135	15.5	16.3	17.75	24	100	115	95	M8x18	6.5	—	462	32

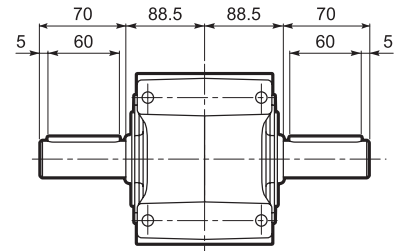
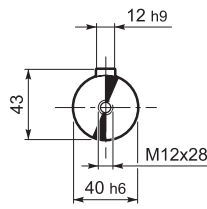


A 35

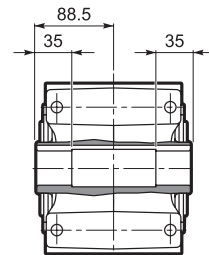
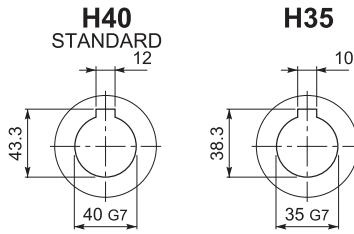
A 35...UR



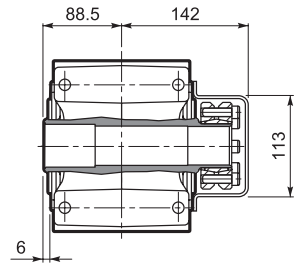
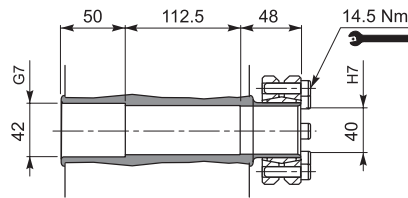
A 35...UD



A 35...UH



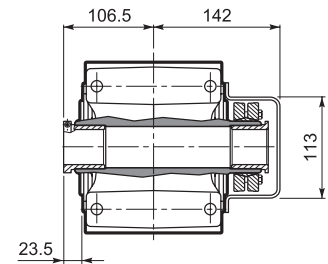
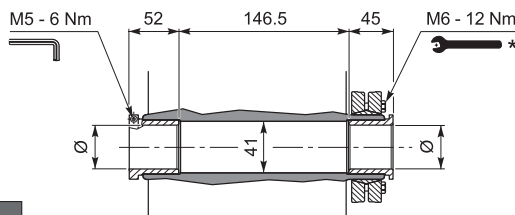
A 35...US



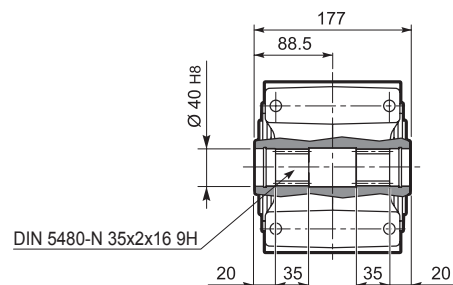
A 35...QF

	Ø
QF35	35
QF40	40

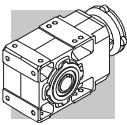
	M _{n2} max [Nm]
A 35 QF35	550



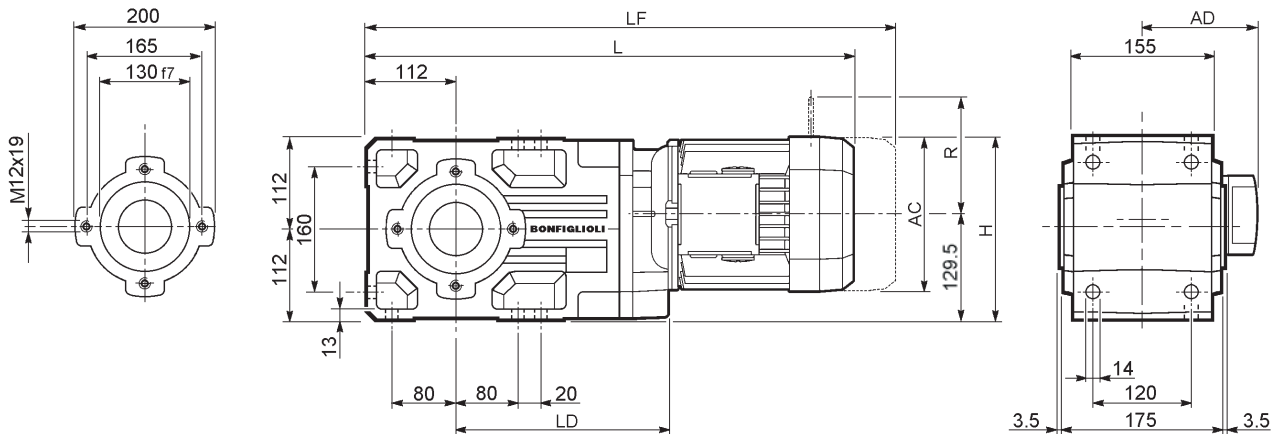
A 35...UV






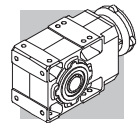
* Attenersi alle ISTRUZIONI PER IL MONTAGGIO fornite con il riduttore.



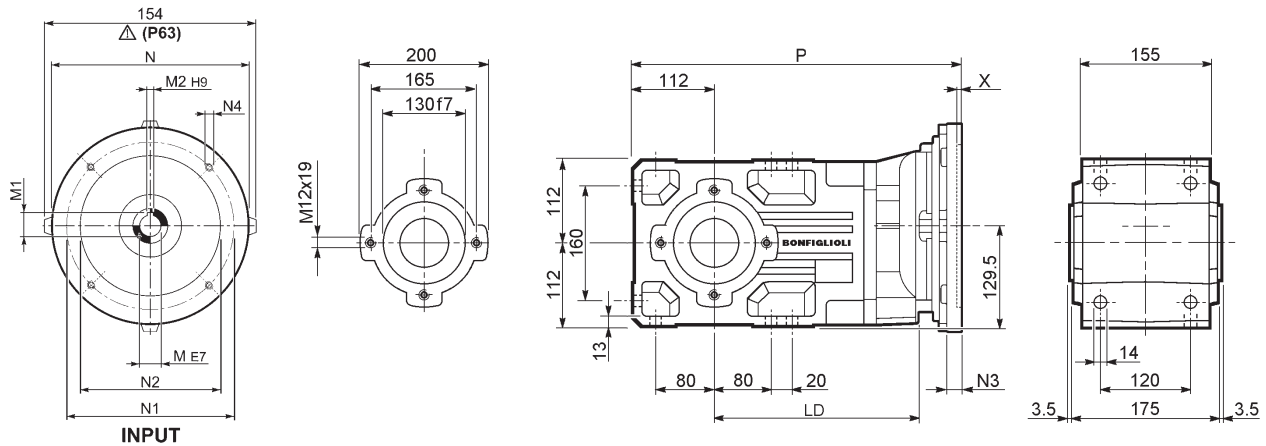
A 41...M/ME/MX/MXN



  				AC	H	L	LD	AD	Kg	M...FD M...FA		M...FD		M...FA	
										LF	Kg	R	AD	R	AD
A 41 2	S1	M1		138	198.5	530	216.5	108	41	591	44	103	135	124	108
A 41 2	S1	ME1		138	198.5	530	216.5	108	41	591	44	103	135	124	135
A 41 2	S2	ME2S		156	207.5	559	232	119	45	629	46.8	129	143	134	143
A 41 2	S2	MX2S		156	207.5	603	232	119	50.1	675	53.7	129	143	134	143
A 41 2	S3	ME3S		195	227	602	248	142	51.5	698	57.5	160	155	160	155
A 41 2	S3	MX3S		195	227	634	248	142	54.5	692	61.5	160	155	160	155
A 41 2	S3	ME3L		195	227	634	248	142	58	725	64.3	160	155	160	155
A 41 2	S3	MX3L		195	227	678	248	142	64	770	71	160	155	160	155
A 41 2	S4	ME4	MX4	258	258.5	742	—	193	92	851	105	204	210	200	210
A 41 2	S4	ME4LB	MX4LA	258	258.5	777	—	193	100	876	116	226	210	217	210
A 41 3	S05	M05		121	245	562.5	—	95	44	628.5	46	96	122	116	95
A 41 3	S05	ME05		121	245	562.5	—	95	44	628.5	46	96	119	116	119
A 41 3	S05	MXN05		123	246	609	—	136	45.8	656	46.9	96	136	116	136
A 41 3	S1	M1		138	198.5	591.5	—	108	46	652.5	49	103	135	124	108
A 41 3	S1	ME1		138	198.5	591.5	—	108	46	652.5	49	103	135	124	135
A 41 3	S10	MXN10		138	198.5	620.5	—	137	48.4	679.5	50.8	103	138	121	138
A 41 3	S2	ME2S		156	207.5	620.5	—	119	50	690.5	51.6	129	143	134	143
A 41 3	S2	MX2S		156	207.5	664.5	—	119	55.1	736.5	58.9	129	143	134	143
A 41 3	S20	MXN20		158	208.5	718	—	146	57.3	789	59.5	129	148	131	148
A 41 3	S3	ME3S		195	227	663.5	—	142	56.5	759.5	62.5	160	155	160	155
A 41 3	S3	MX3S		195	227	695.5	—	142	59.5	785.5	66.5	160	155	160	155
A 41 3	S3	ME3L		195	227	695.5	—	142	61	786.5	67.3	160	155	160	155
A 41 3	S3	MX3L		195	227	739.5	—	142	67	831.5	74.8	160	155	160	155

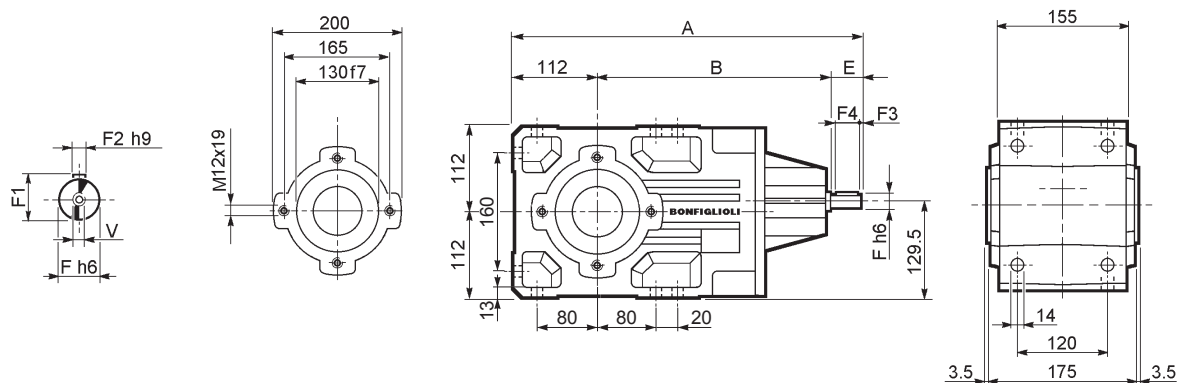


A 41...P(IEC)



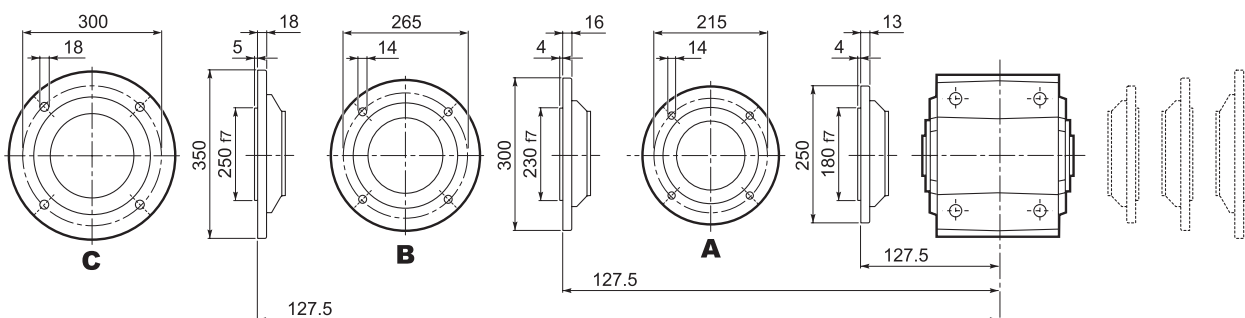
		LD	M	M1	M2	N	N1	N2	N3	N4	X	P	Kg
A 41 2	P63	232	11	12.8	4	140	115	95	—	M8x19	4	375	37
A 41 2	P71	232	14	16.3	5	160	130	110	—	M8x16	4.5	375	38
A 41 2	P80	248	19	21.8	6	200	165	130	—	M10x14.5	4	394.5	39
A 41 2	P90	248	24	27.3	8	200	165	130	—	M10x14.5	4	394.5	39
A 41 2	P100	—	28	31.3	8	250	215	180	—	M12x16	4.5	404.5	43
A 41 2	P112	—	28	31.3	8	250	215	180	—	M12x16	4.5	404.5	43
A 41 2	P132	—	38	41.3	10	300	265	230	16	14	5	441	46
A 41 3	P63	—	11	12.8	4	140	115	95	—	M8x19	4	436.5	39
A 41 3	P71	—	14	16.3	5	160	130	110	—	M8x16	4.5	436.5	39
A 41 3	P80	—	19	21.8	6	200	165	130	—	M10x14.5	4	456	40
A 41 3	P90	—	24	27.3	8	200	165	130	—	M10x14.5	4	456	40
A 41 3	P100	—	28	31.3	8	250	215	180	—	M12x16	4.5	466	44
A 41 3	P112	—	28	31.3	8	250	215	180	—	M12x16	4.5	466	44

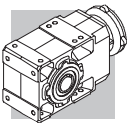
A 41...HS



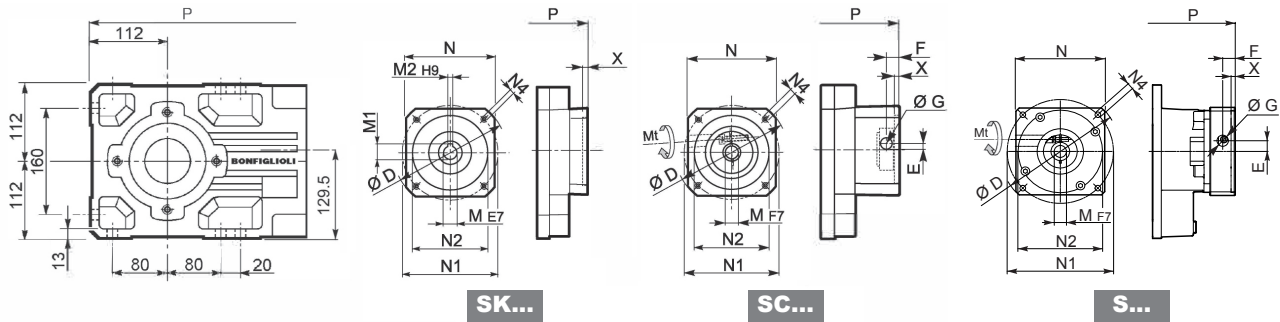
		A	B	E	F	F1	F2	F3	F4	V	Kg
A 41 2	HS	464	302.5	50	24	27	8	2.5	45	M8x19	40.7
A 41 3		486.5	334.5	40	19	21.5	6	2.5	35	M6x16	39.5

A 41...F...





A 41...SK / SC / S

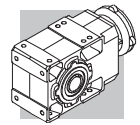


		D	M	M1	M2	N	N1	N2	N4	X	P		Kg
											2x	3x	
A41 3	SK60A	102	11	12.8	4	82	75	60	M5x10	3.5	—	408	40
A41 3	SK60B	102	14	16.3	5	82	75	60	M5x10	4	—	415	40
A41 3	SK80A	115	14	16.3	5	90	100	80	M6x12	4	—	415	40
A41 2	SK80B	120	14	16.3	5	96	100	80	M6x12	4	394.5	—	39
A41 2/3	SK80C	120	19	21.8	6	96	100	80	M6x12	4	394.5	456	39/40
A41 2/3	SK95A	130	14	16.3	5	102	115	95	M8x12	4	394.5	456	39/40
A41 2/3	SK95B	130	19	21.8	6	102	115	95	M8x12	4	394.5	456	39/41
A41 2/3	SK95C	130	24	27.3	8	102	115	95	M8x12	4	394.5	456	39/44
A41 2/3	SK110A	150	19	21.8	6	120	130	110	M8x12	5	394.5	456	39/44
A41 2/3	SK110B	150	24	27.3	8	120	130	110	M8x12	5	394.5	456	39/44
A41 2	SK130A	188	24	27.3	8	142	165	130	M10x20	5	394.5	—	41
A41 2	SK130B	189	32	35.3	10	160	165	130	M10x20	5	441	—	43
A41 2	SK180A	240	32	35.3	10	192	215	180	M12x19	5	441	—	43
A41 2	SK180B	240	38	41.3	10	192	215	180	M12x19	5	441	—	43

		Mt [Nm]	D	E	F	G	M	N	N1	N2	N4	X	P		Kg
													2x	3x	
A41 3	SC60A	M6 15	102	7	12.5	12.5	11	82	75	60	M5x10	4	—	435	41
A41 3	SC60B	M6 15	102	7	12.5	12.5	14	82	75	60	M5x10	4	—	435	41
A41 3	SC80A	M6 15	115	6	12.5	12.5	14	90	100	80	M6x12	4	—	435	41
A41 2	SC80B	M6 15	120	15.5	14.5	17.75	14	96	100	80	M6x12	4	418	—	40
A41 2/3	SC80C	M6 15	120	15.5	14.5	17.75	19	96	100	80	M6x12	4	418	479.5	40/41
A41 2/3	SC95A	M6 15	130	16.5	15	17.75	14	102	115	95	M8x16	4	418	479.5	40/42
A41 2/3	SC95B	M6 15	130	16.5	15	17.75	19	102	115	95	M8x16	4	418	479.5	40/42
A41 2/3	SC95C	M6 15	130	16.5	15	17.75	24	102	115	95	M8x16	4	418	479.5	40/43
A41 2/3	SC110A	M6 15	150	16.5	16	17.75	19	120	130	110	M8x16	5	418	479.5	41/47
A41 2/3	SC110B	M6 15	150	16.5	16	17.75	24	120	130	110	M8x16	5	418	479.5	41/47
A41 2	SC130A	M6 15	188	19	16	17.75	24	142	165	130	M10x20	5	418	—	42
A41 2	SC130B	M8 36	189	20	17	17.75	32	160	165	130	M10x20	5	464	—	46
A41 2	SC180A	M8 36	240	20	17.5	17.75	32	192	215	180	M12x24	5	468	—	46
A41 2	SC180B	M8 36	240	20	17.5	17.75	38	192	215	180	M12x24	5	468	—	46

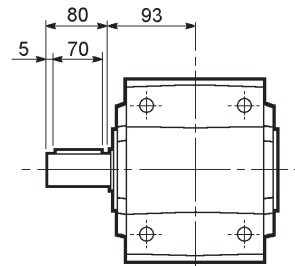
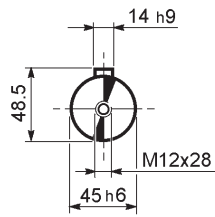
		Mt [Nm]	D	E	F	G	M	N	N1	N2	N4	X	P		Kg
													2x	3x	
A 41 2	S19F80A2	M6 11	165	17	19.5	17.75	19	140	100	80	M6x15	5	466.5	—	44
A 41 2	S19F95A1	M6 11	165	17	19.5	17.75	19	140	115	95	M8x20	6.5	466.5	—	44
A 41 2	S24F110A1	M6 14	165	17	19.5	17.75	24	140	130	110	M8x20	5	466.5	—	44
A 41 2	S24F130A	M6 14	190	17	19.5	17.75	24	140	165	130	M10x20	6.5	466.5	—	44
A 41 2	S24F95A1	M6 14	165	17	19.5	17.75	24	140	115	95	M8x20	6.5	466.5	—	44
A 41 2	S28F130A	M8 20	190	17	19.5	17.75	28	140	165	130	M10x20	6.5	466.5	—	44
A 41 2	S28F180A	M8 20	250	21.5	29.5	17.75	28	190	215	180	M14x25	6.5	476.5	—	44
A 41 2	S32F130A	M8 20	190	17	19.5	17.75	32	140	165	130	M10x20	6.5	466.5	—	44
A 41 2	S32F180A	M8 20	250	21.5	29.5	17.75	32	190	215	180	M14x25	6.5	476.5	—	44
A 41 2	S38F180A1	M8 25	250	29.5	44.5	17.75	38	190	215	180	M14x25	6.5	496.5	—	44

		Mt [Nm]	D	E	F	G	M	N	N1	N2	N4	X	P		Kg
													2x	3x	
A 41 3	S11F60A2	M6 11	135	16.3	15.5	13.75	11	100	75	60	M5x14	6.5	—	481.5	43
A 41 3	S14F60A2	M6 11	135	15.5	16.3	13.75	14	100	75	60	M5x14	6.5	—	481.5	43
A 41 3	S14F80A1	M6 11	135	15.5	16.3	13.75	14	100	100	80	M6x16	6.5	—	481.5	43
A 41 3	S19F80A1	M6 11	135	15.5	16.3	13.75	19	100	100	80	M6x16	6.5	—	481.5	43
A 41 3	S16F80A1	M6 11	135	15.5	16.3	17.75	14	100	100	80	M6x16	6.5	—	481.5	43
A 41 3	S19F70B1	M6 11	135	15.5	16.3	17.75	16	100	90	70	M5x12	6.5	—	481.5	43
A 41 3	S19F95A	M6 11	135	15.5	16.3	17.75	19	100	115	95	M8x18	6.5	—	481.5	43
A 41 3	S24F110A	M6 14	155	15.5	16.3	17.75	19	115	130	110	M8x18	6.5	—	481.5	43
A 41 3	S24F95A	M6 14	135	15.5	16.3	17.75	24	100	115	95	M8x18	6.5	—	481.5	43

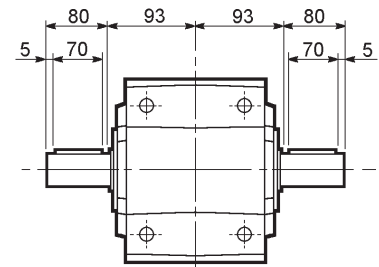
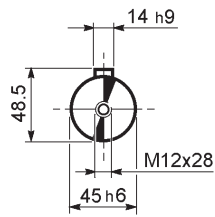


A 41

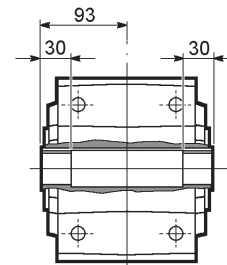
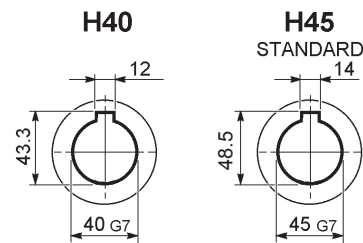
A 41...UR



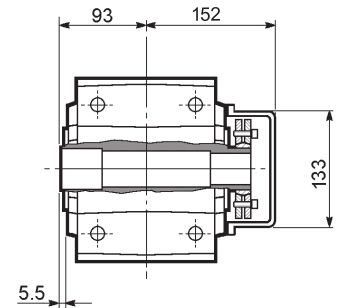
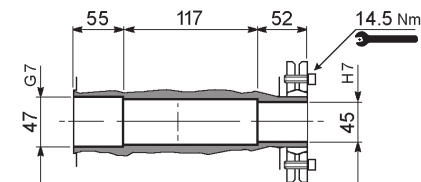
A 41...UD



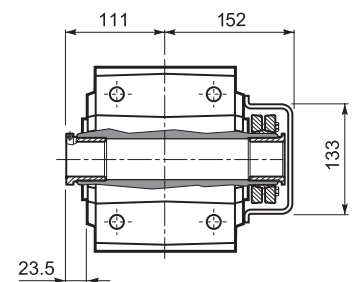
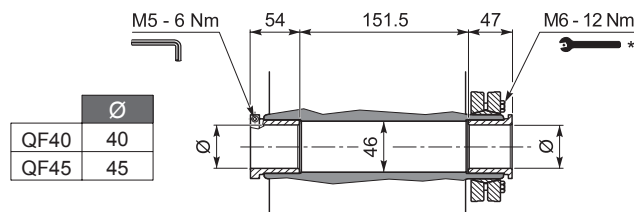
A 41...UH



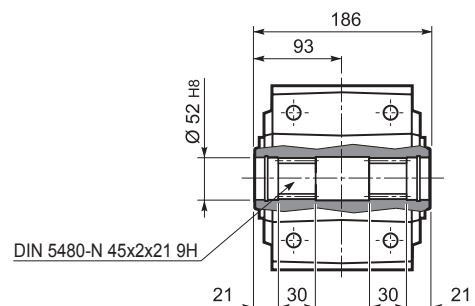
A 41...US



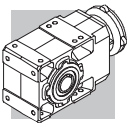
A 41...QF



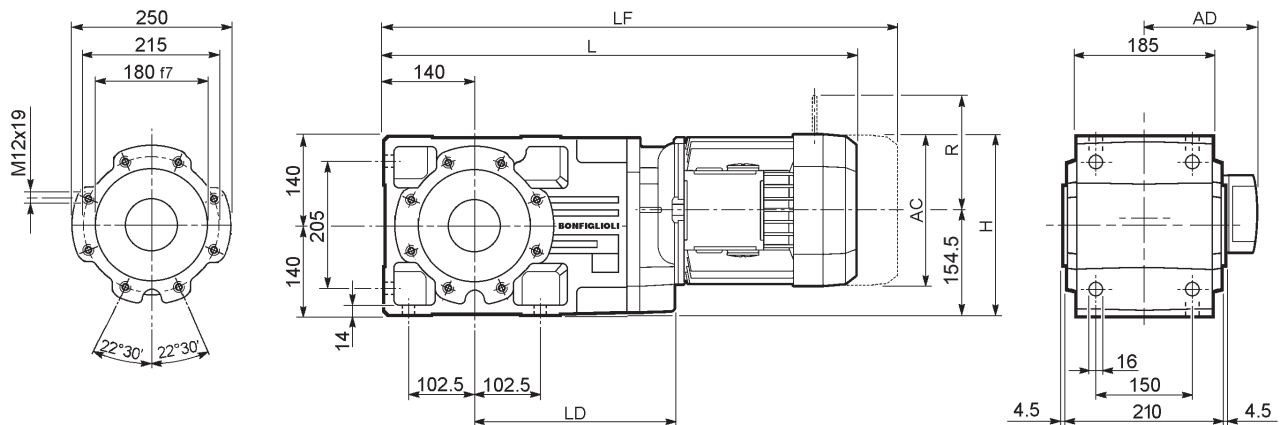
A 41...UV



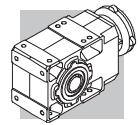
* Attenersi alle ISTRUZIONI PER IL MONTAGGIO fornite con il riduttore.



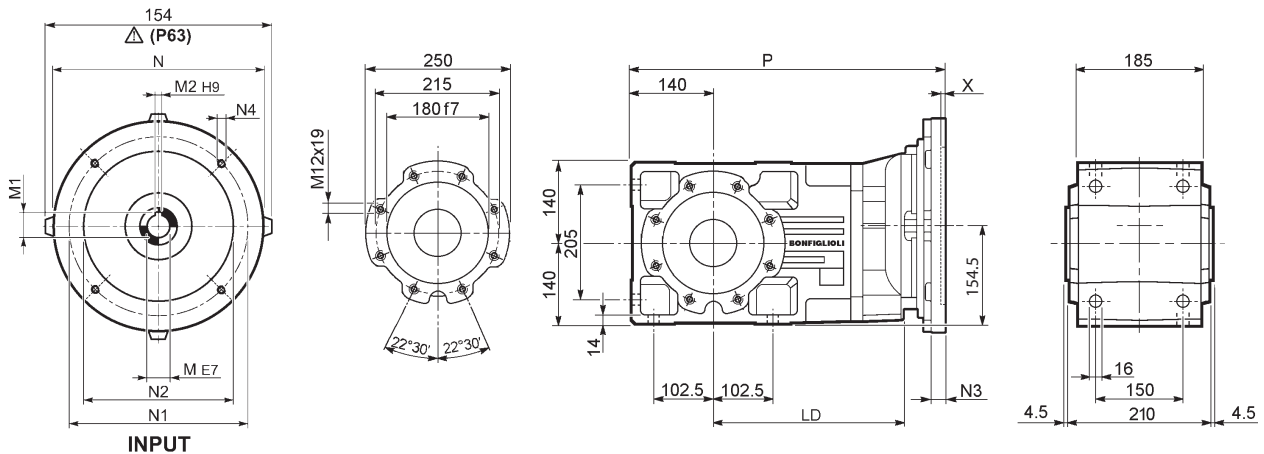
A 50...M/ME/MX/MXN



				AC	H	L	LD	AD	Kg	M...FD M...FA		M...FD		M...FA	
										LF	Kg	R	AD	R	AD
A 50 2/3	S1	M1		138	223	609.5	—	108	66	670.5	69	103	135	124	108
A 50 2/3	S1	ME1		138	223	609.5	—	108	66	670.5	69	103	135	124	135
A 50 2/3	S2	ME2S		156	232	638.5	284.5	119	68	708.5	72.1	129	143	134	143
A 50 2/3	S2	MX2S		156	232	682.5	284.5	119	73.1	754.5	79.3	129	143	134	143
A 50 2/3	S3	ME3S		195	251.5	681.5	299.5	142	74.5	777.5	81.4	160	155	160	155
A 50 2/3	S3	MX3S		195	251.5	713.5	299.5	142	77.5	803.5	86.4	160	155	160	155
A 50 2/3	S3	ME3L		195	251.5	713.5	299.5	142	81	804.5	87.9	160	155	160	155
A 50 2/3	S3	MX3L		195	251.5	757.5	299.5	142	87	849.5	95.4	160	155	160	155
A 50 2/3	S4	ME4	MX4	258	283	821.5	284.5	193	115	930.5	128	204	210	200	210
A 50 2/3	S4	ME4LB	MX4LA	258	283	856.5	284.5	193	123	955.5	139.4	226	210	217	210
A 50 2/3	S5	ME5S	MX5S	310	309	908	—	245	143	1048.5	184.4	266	245	247	245
A 50 2/3	S5	ME5L	MX5L	310	309	952	—	245	159	1092.5	210.4	266	245	247	245
A 50 4	S1	M1		138	223	681	—	108	67	742	70	103	135	124	108
A 50 4	S1	ME1		138	223	681	—	108	67	742	70	103	135	124	135
A 50 4	S10	MXN10		138	223	710	—	137	69.4	769	71.8	103	138	121	138
A 50 4	S2	ME2S		156	232	710	—	119	71	780	73.1	129	143	134	143
A 50 4	S2	MX2S		156	232	754	—	119	76.1	826	80.3	129	143	134	143
A 50 4	S3	ME3S		195	251.5	753	—	142	77.5	849	83.5	160	155	160	155
A 50 4	S3	MX3S		195	251.5	785	—	142	80.5	875	87.4	160	155	160	155
A 50 4	S3	ME3L		195	251.5	785	—	142	83	876	89	160	155	160	155
A 50 4	S3	MX3L		195	251.5	829	—	142	89	921	96.4	160	155	160	155

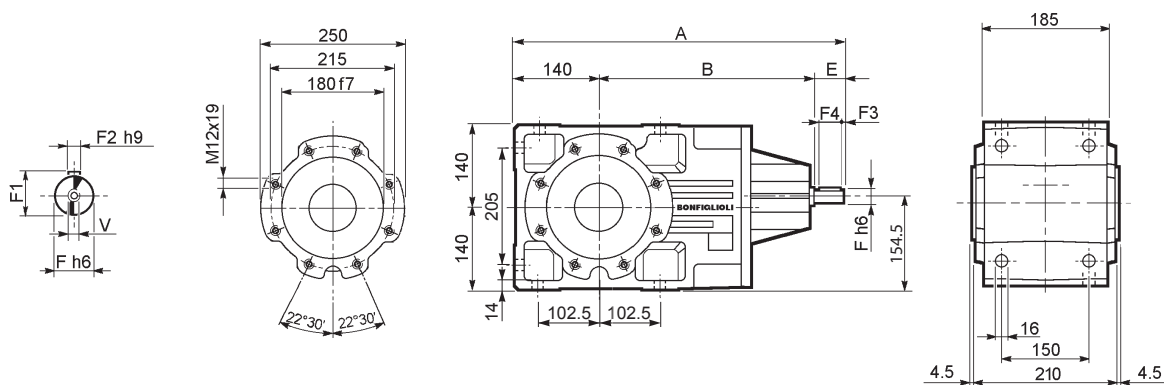


A 50...P(IEC)

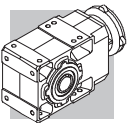


		LD	M	M1	M2	N	N1	N2	N3	N4	X	P	Kg
A 50 2/3	P63	284.5	11	12.8	4	140	115	95	—	M8x19	4	454.5	60
A 50 2/3	P71	284.5	14	16.3	5	160	130	110	—	M8x16	4.5	454.5	60
A 50 2/3	P80	299.5	19	21.8	6	200	165	130	—	M10x14.5	4	474	61
A 50 2/3	P90	299.5	24	27.3	8	200	165	130	—	M10x14.5	4	474	61
A 50 2/3	P100	284.5	28	31.3	8	250	215	180	—	M12x16	4.5	484	65
A 50 2/3	P112	284.5	28	31.3	8	250	215	180	—	M12x16	4.5	484	65
A 50 2/3	P132	284.5	38	41.3	10	300	265	230	16	14	5	520.5	68
A 50 2/3	P160	—	42	45.3	12	350	300	250	23	18	5.5	571	72
A 50 2/3	P180	—	48	51.8	14	350	300	250	23	18	5.5	571	72
A 50 4	P63	—	11	12.8	4	140	115	95	—	M8x19	4	526	62
A 50 4	P71	—	14	16.3	5	160	130	110	—	M8x16	4.5	526	62
A 50 4	P80	—	19	21.8	6	200	165	130	—	M10x14.5	4	545.5	63
A 50 4	P90	—	24	27.3	8	200	165	130	—	M10x14.5	4	545.5	63
A 50 4	P100	—	28	31.3	8	250	215	180	—	M12x16	4.5	555.5	67
A 50 4	P112	—	28	31.3	8	250	215	180	—	M12x16	4.5	555.5	67

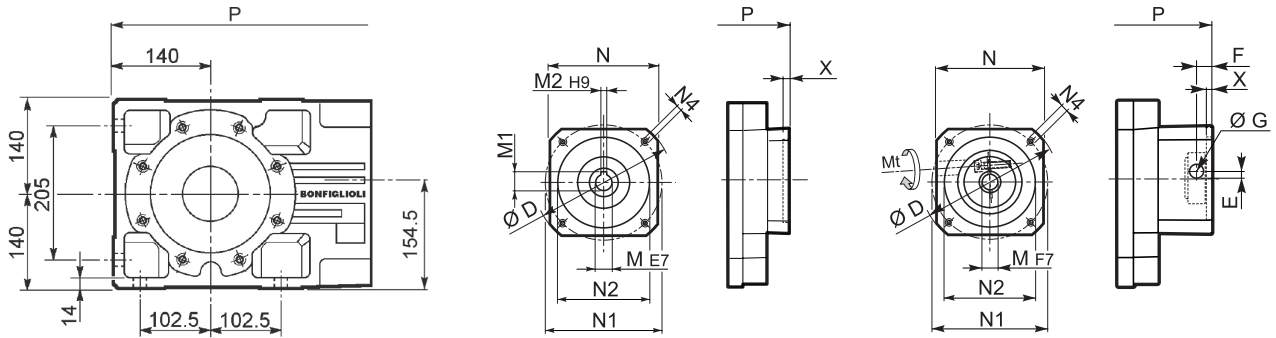
A 50...HS



		A	B	E	F	F1	F2	F3	F4	V	Kg
A 50 2	HS	543.5	353.5	50	24	27	8	2.5	45	M8x19	72
A 50 3		543.5	353.5	50	24	27	8	2.5	45	M8x19	76
A 50 4		576	396	40	19	21.5	6	2.5	35	M6x16	77



A 50...SK / SC



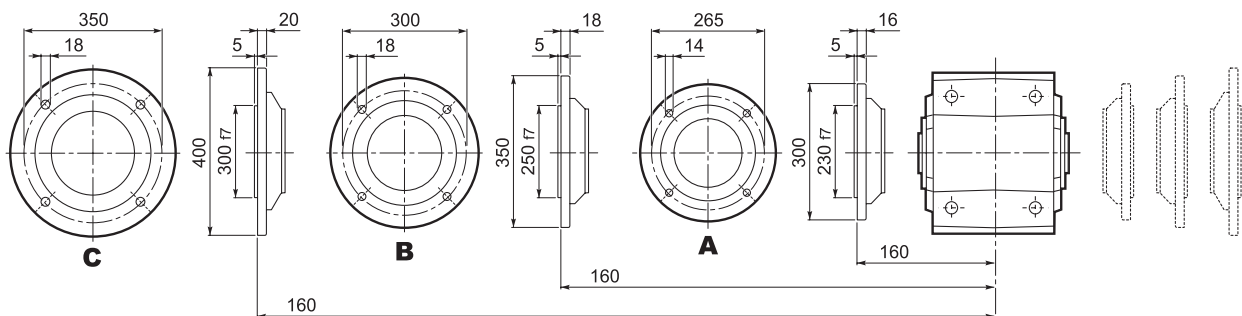
SK...

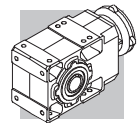
SC...

Image	Image	D	M	M1	M2	N	N1	N2	N4	X	P		Kg
											2/3x	4x	
		120	14	16.3	5	96	100	80	M6x12	4	474	—	61/61
		120	19	21.8	6	96	100	80	M6x12	4	474	545.5	61/61/63
		130	14	16.3	5	102	115	95	M8x12	4	474	545.5	61/61/63
		130	19	21.8	6	102	115	95	M8x12	4	474	545.5	61/61/63
		130	24	27.3	8	102	115	95	M8x12	4	474	545.5	61/61/63
		150	19	21.8	6	120	130	110	M8x12	5	474	545.5	61/61/65
		150	24	27.3	8	120	130	110	M8x12	5	474	575	61/61/65
		188	24	27.3	8	142	165	130	M10x20	5	474	575	63/63/66
		189	32	35.3	10	160	165	130	M10x20	5	520.5	—	69/69
		240	32	35.3	10	192	215	180	M12x19	5	520.5	—	69/69
		240	38	41.3	10	192	215	180	M12x19	5	520.5	—	69/69

Image	Image	Image	Mt [Nm]	D	E	F	G	M	N	N1	N2	N4	X	P		Kg
														2/3x	3x	
			M6 15	120	15.5	14.5	17.75	14	96	100	80	M6x12	4	497.5	—	62/62
			M6 15	120	15.5	14.5	17.75	19	96	100	80	M6x12	4	497.5	569	62/62/64
			M6 15	130	16.5	15	17.75	14	102	115	95	M8x16	4	497.5	569	62/62/64
			M6 15	130	16.5	15	17.75	19	102	115	95	M8x16	4	497.5	569	62/62/64
			M6 15	130	16.5	15	17.75	24	102	115	95	M8x16	4	497.5	569	62/62/64
			M6 15	150	16.5	16	17.75	19	120	130	110	M8x16	5	497.5	569	63/63/66
			M6 15	150	16.5	16	17.75	24	120	130	110	M8x16	5	497.5	569	63/63/66
			M6 15	188	19	16	17.75	24	142	165	130	M10x20	5	497.5	569	64/64/67
			M8 36	189	20	17	17.75	32	160	165	130	M10x20	5	543.5	—	68/68
			M8 36	240	20	17.5	17.75	32	192	215	180	M12x24	5	547.5	—	68/68
			M8 36	240	20	17.5	17.75	38	192	215	180	M12x24	5	547.5	—	68/68

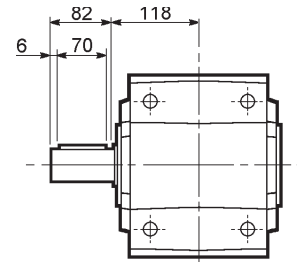
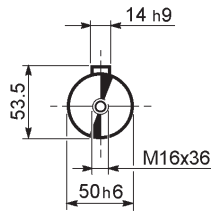
A 50...F...



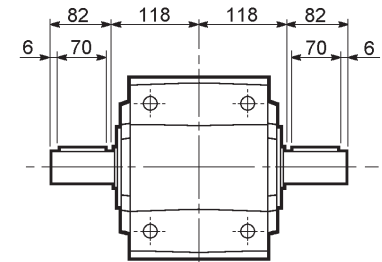
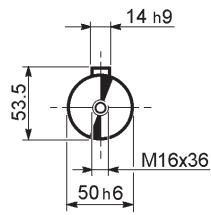


A 50

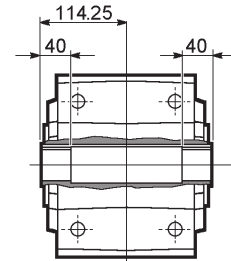
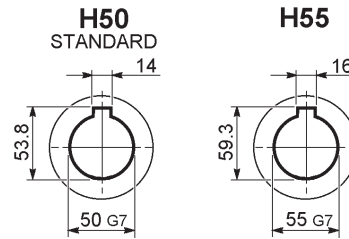
A 50...UR



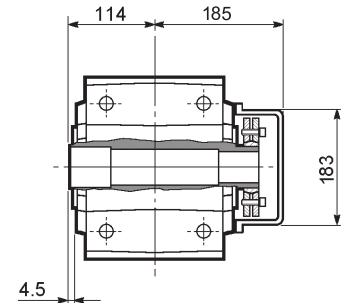
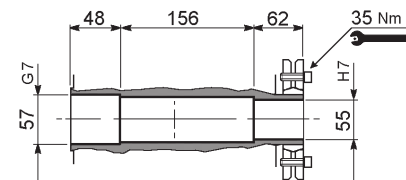
A 50...UD



A 50...UH

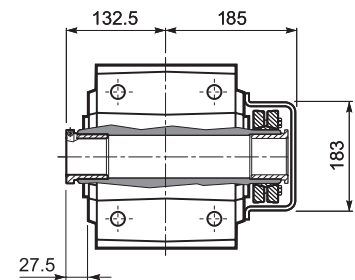
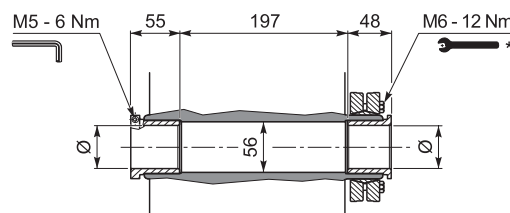


A 50...US

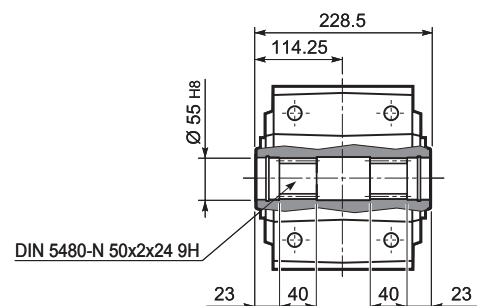


A 50...QF

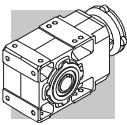
	Ø
QF50	50
QF55	55



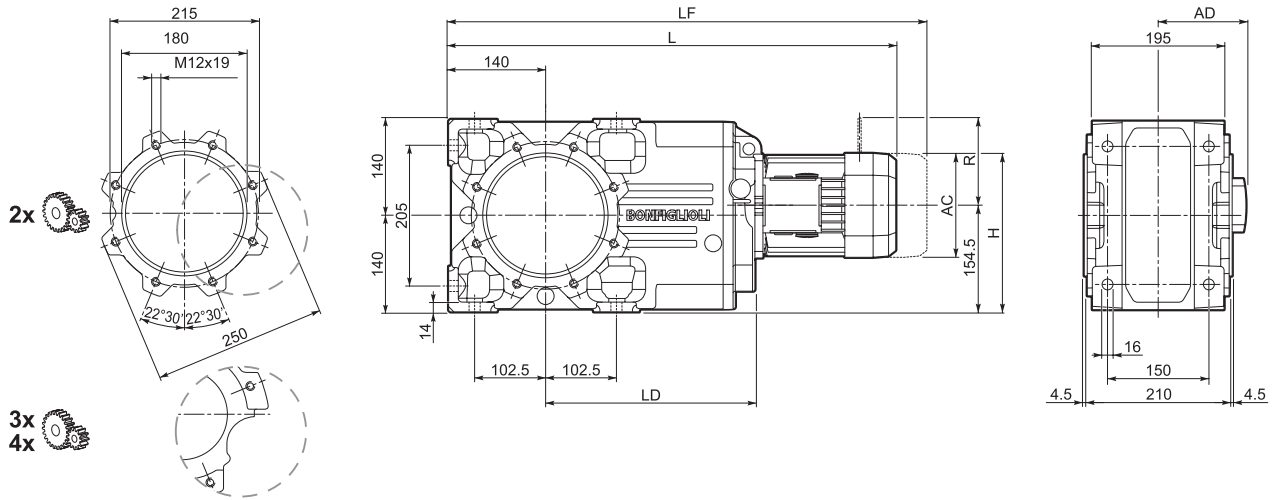
A 50...UV



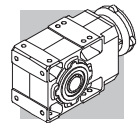
* Attenersi alle ISTRUZIONI PER IL MONTAGGIO fornite con il riduttore.



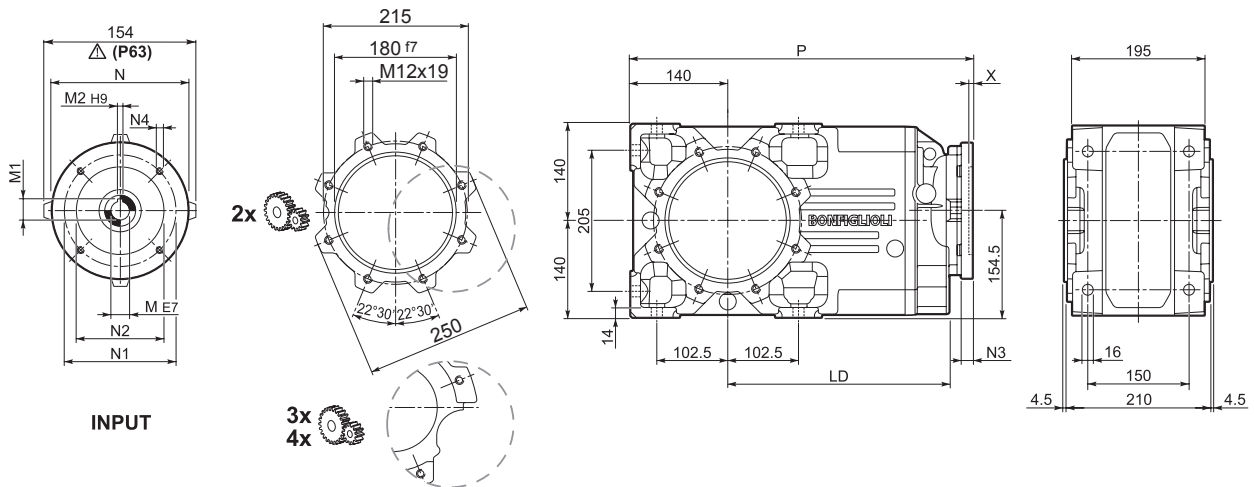
A 55...M/ME/MX/MXN



				AC	H	L	LD	AD	Kg	M...FD M...FA		M...FD		M...FA	
										LF	Kg	R	AD	R	AD
A 55 3	S1	M1		138	198.5	627.5	—	108	81	688.5	84	103	135	124	108
A 55 3	S1	ME1		138	198.5	627.5	—	108	81	688.5	84	103	135	124	135
A 55 2/3	S2	ME2S		156	232	656.5	302.5	119	88	726.5	89.6	129	143	134	143
A 55 2/3	S2	MX2S		156	232	700.5	302.5	119	93.1	787.5	96.9	129	143	134	143
A 55 2/3	S3	ME3S		195	251	699.5	317.5	142	94.5	795.5	100.5	160	155	160	155
A 55 2/3	S3	MX3S		195	251	731.5	317.5	142	97.5	823.5	104.5	160	155	160	155
A 55 2/3	S3	ME3L		195	251	731.5	317.5	142	101	822.5	107	160	155	160	155
A 55 2/3	S3	MX3L		195	251	775.5	317.5	142	107	867.5	114	160	155	160	155
A 55 2/3	S4	ME4	MX4	258	283	839.5	302.5	193	135	979.5	148	204	210	200	210
A 55 2/3	S4	ME4LB	MX4LA	258	283	874.5	302.5	193	143	973.5	156	226	210	217	210
A 55 2/3	S5	ME5S	MX5S	310	309.5	926	—	245	163	1066.5	275	266	245	247	245
A 55 2/3	S5	ME5L	MX5L	310	309.5	970	—	245	179	1110.5	275	266	245	247	245
A 55 4	S1	M1		138	223	699	—	108	82	760	85	103	135	124	108
A 55 4	S1	ME1		138	223	699	—	108	82	760	85	103	135	124	135
A 55 4	S10	MXN10		138	223	728	—	137	84.4	787	86.8	103	138	121	138
A 55 4	S2	ME2S		156	232	728	—	119	86	798	88.1	129	143	134	143
A 55 4	S2	MX2S		156	232	772	—	119	91.1	859	95.3	129	143	134	143
A 55 4	S3	ME3S		195	251.5	771	—	142	92.5	867	98.5	160	155	160	155
A 55 4	S3	MX3S		195	251.5	803	—	142	95.5	893	102.5	160	155	160	155
A 55 4	S3	ME3L		195	251.5	803	—	142	98	894	104	160	155	160	155
A 55 4	S3	MX3L		195	251.5	847	—	142	104	939	111.4	160	155	160	155

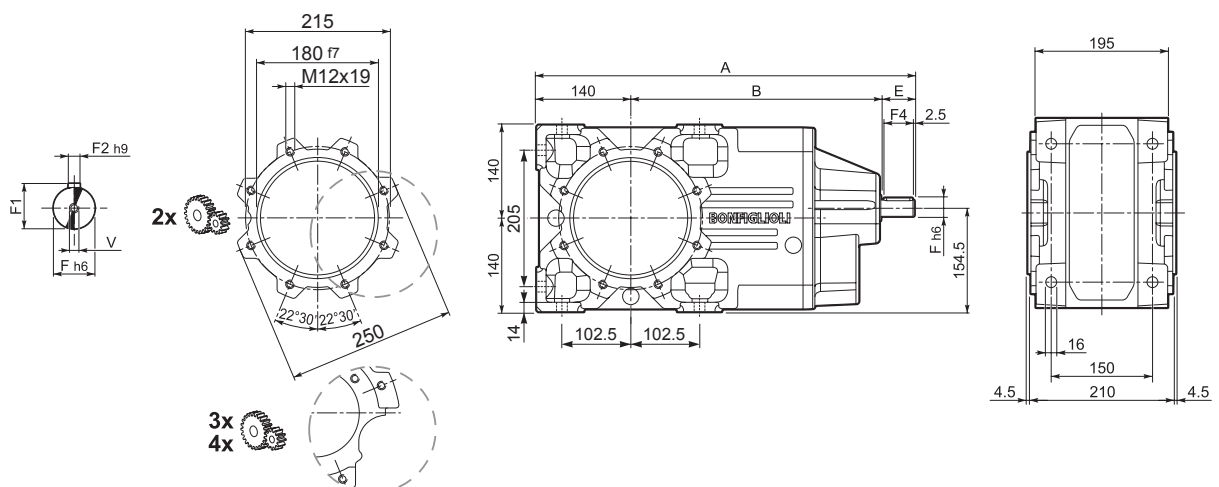


A 55...P(IEC)

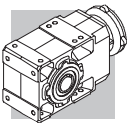


		LD	M	M1	M2	N	N1	N2	N3	N4	X	P	Kg
A 55 3	P63	302.5	11	12.8	4	140	115	95	—	M8x19	4	472.5	75
A 55 3	P71	302.5	14	16.3	5	160	130	110	—	M8x16	4.5	472.5	75
A 55 2/3	P80	317.5	19	21.8	6	200	165	130	—	M10x14.5	4	492	81
A 55 2/3	P90	317.5	24	27.3	8	200	165	130	—	M10x14.5	4	492	81
A 55 2/3	P100	302.5	28	31.3	8	250	215	180	—	M12x16	4.5	502	85
A 55 2/3	P112	302.5	28	31.3	8	250	215	180	—	M12x16	4.5	502	85
A 55 2/3	P132	302.5	38	41.3	10	300	265	230	16	14	5	538.5	93
A 55 2/3	P160	—	42	45.3	12	350	300	250	23	18	5.5	589	110
A 55 2/3	P180	—	48	51.8	14	350	300	250	23	18	5.5	589	110
A 55 4	P63	—	11	12.8	4	140	115	95	—	M8x19	4	544	77
A 55 4	P71	—	14	16.3	5	160	130	110	—	M8x16	4.5	544	77
A 55 4	P80	—	19	21.8	6	200	165	130	—	M10x14.5	4	563.5	78
A 55 4	P90	—	24	27.3	8	200	165	130	—	M10x14.5	4	563.5	78
A 55 4	P100	—	28	31.3	8	250	215	180	—	M12x16	4.5	573.5	82
A 55 4	P112	—	28	31.3	8	250	215	180	—	M12x16	4.5	573.5	82

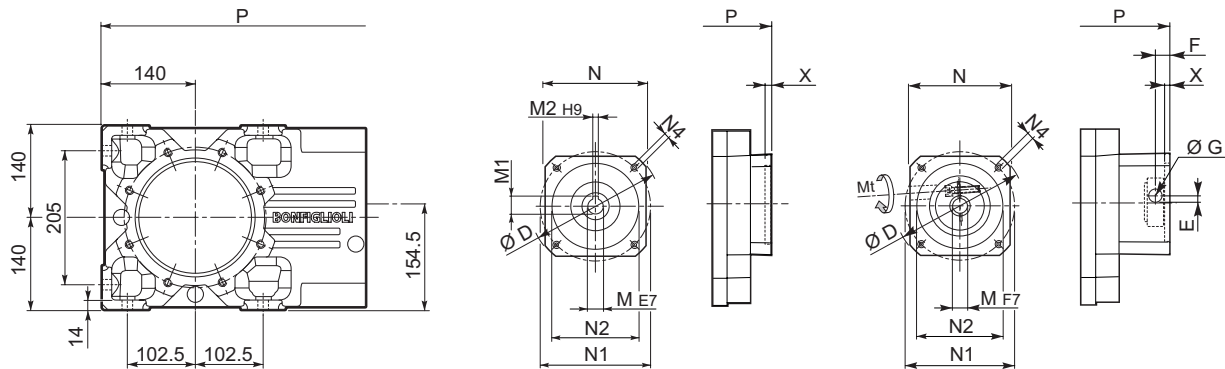
A 55...HS



		A	B	E	F	F1	F2	F3	F4	V	Kg
A 55 2	HS	561.5	371.5	50	24	27	8	2.5	45	M8x19	96
A 55 3		561.5	371.5	50	24	27	8	2.5	45	M8x19	91
A 55 4		594	414	40	19	21.5	6	2.5	35	M6x16	92



A 55...SK / SC



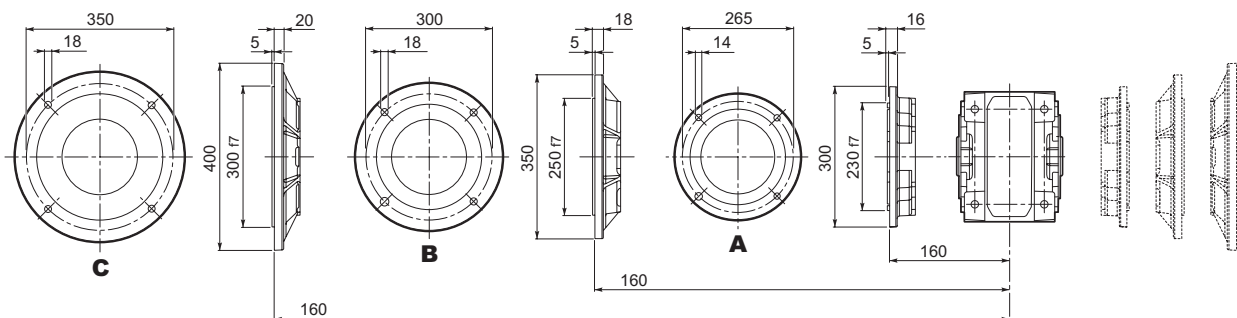
SK...

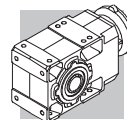
SC...

Image	Image	D	M	M1	M2	N	N1	N2	N4	X	P		Kg
											2/3x	4x	
		120	14	16.3	5	96	100	80	M6x12	4	492	—	81
		120	19	21.8	6	96	100	80	M6x12	4	492	563.5	81/81/77
		130	14	16.3	5	102	115	95	M8x12	4	492	563.5	81/81/77
		130	19	21.8	6	102	115	95	M8x12	4	492	563.5	81/81/77
		130	24	27.3	8	102	115	95	M8x12	4	492	563.5	81/81/77
		150	19	21.8	6	120	130	110	M8x12	5	492	593	81/81/78
		150	24	27.3	8	120	130	110	M8x12	5	492	593	81/81/78
		188	24	27.3	8	142	165	130	M10x20	5	492	593	83/83/79
		189	32	35.3	10	160	165	130	M10x20	5	538.5	—	90/90
		240	32	35.3	10	192	215	180	M12x19	5	538.5	—	90/90
		240	38	41.3	10	192	215	180	M12x19	5	538.5	—	90/90

Image	Image	Image	Mt [Nm]	D	E	F	G	M	N	N1	N2	N4	X	P		Kg
														2/3x	3x	
			M6 15	120	15.5	14.5	17.75	14	96	100	80	M6x12	4	515.5	—	82
			M6 15	120	15.5	14.5	17.75	19	96	100	80	M6x12	4	515.5	587	82/82/78
			M6 15	130	16.5	15	17.75	14	102	115	95	M8x16	4	515.5	587	82/82/78
			M6 15	130	16.5	15	17.75	19	102	115	95	M8x16	4	515.5	587	82/82/78
			M6 15	130	16.5	15	17.75	24	102	115	95	M8x16	4	515.5	587	82/82/78
			M6 15	150	16.5	16	17.75	19	120	130	110	M8x16	5	515.5	587	83/83/79
			M6 15	150	16.5	16	17.75	24	120	130	110	M8x16	5	515.5	587	83/83/79
			M6 15	188	19	16	17.75	24	142	165	130	M10x20	5	515.5	587	84/84/80
			M8 36	189	20	17	17.75	32	160	165	130	M10x20	5	561.5	—	93/93
			M8 36	240	20	17.5	17.75	32	192	215	180	M12x24	5	565.5	—	93/93
			M8 36	240	20	17.5	17.75	38	192	215	180	M12x24	5	565.5	—	93/93

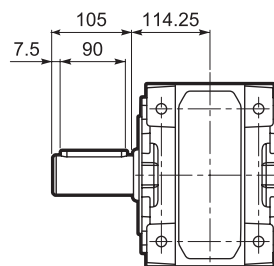
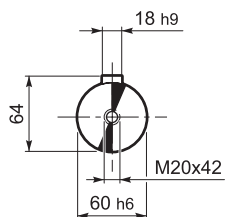
A 55...F...



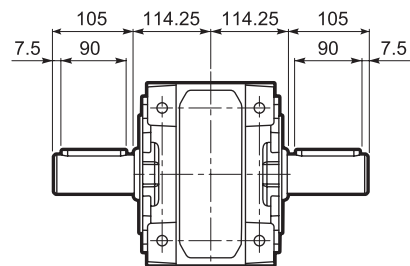
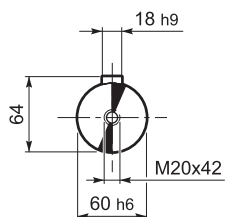


A 55

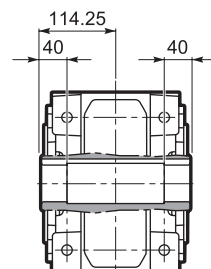
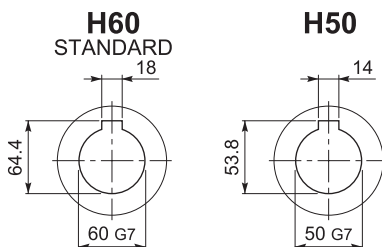
A 55...UR



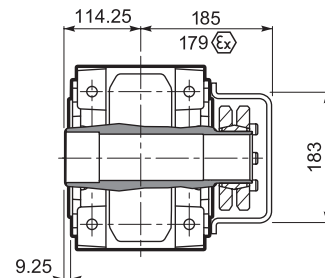
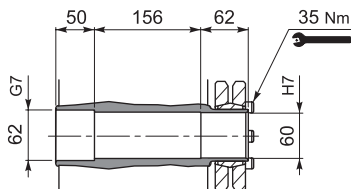
A 55...UD



A 55...UH



A 55...US

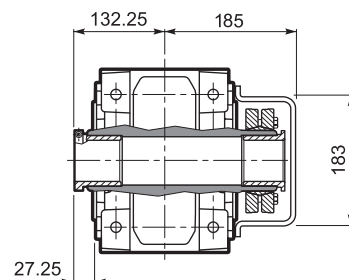
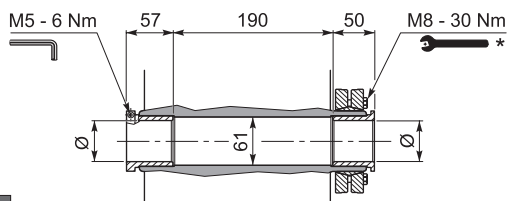


A 55...QF

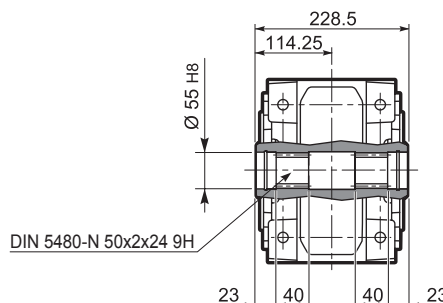
	Ø
QF55	55
QF60	60



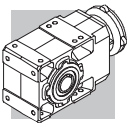
	M _{n2 max} [Nm]
A 55 QF55	1900



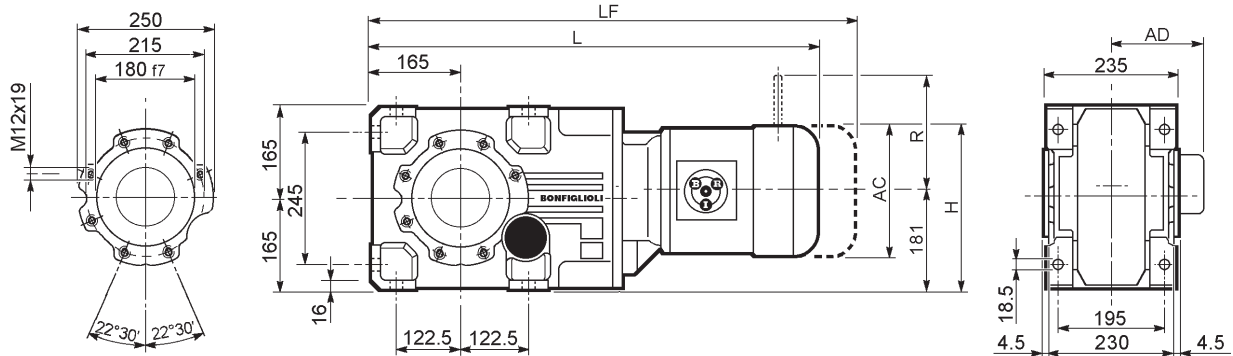
A 55...UV








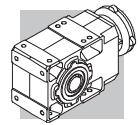
* Attenersi alle ISTRUZIONI PER IL MONTAGGIO fornite con il riduttore.



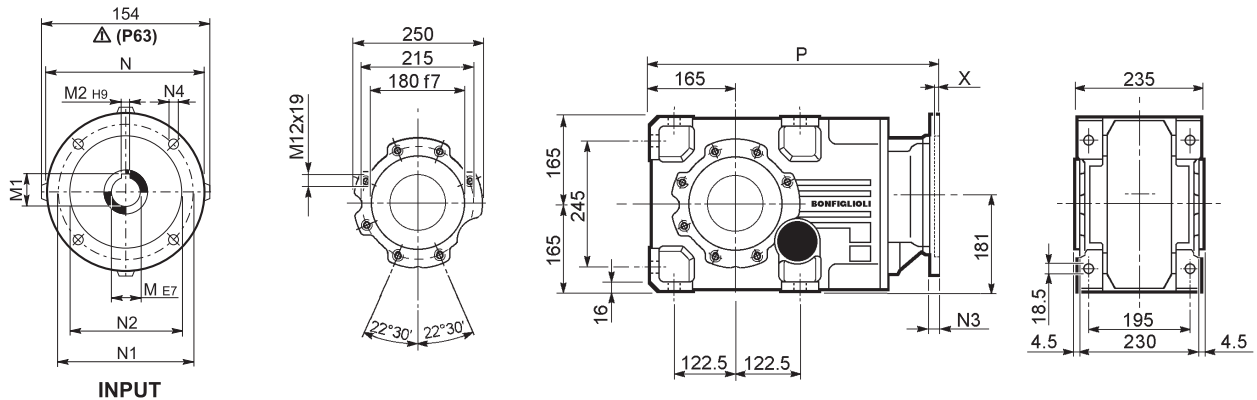
A 60...M/ME/MX



  					M...FD M...FA		M...FD		M...FA						
	AC	H	L	AD	 Kg	LF	 Kg	R	AD	R	AD				
A 60 2/3	S2	ME2S			156	256.5	700.5	119	98	770.5	99.6	129	143	134	143
A 60 2/3	S2	MX2S			156	256.5	744.5	119	103.1	816.5	106.9	129	143	134	143
A 60 2/3	S3	ME3S			195	276	743.5	142	103	839.5	109	160	155	160	155
A 60 2/3	S3	MX3S			195	276	775.5	142	106	865.5	113	160	155	160	155
A 60 2/3	S3	ME3L			195	276	775.5	142	111	866.5	117	160	155	160	155
A 60 2/3	S3	MX3L			195	276	819.5	142	117	911.5	124	160	155	160	155
A 60 2/3	S4	ME4	MX4		258	307.5	883.5	193	145	992.5	158	204	210	200	210
A 60 2/3	S4	ME4LB	MX4LA		258	307.5	918.5	193	153	1017.5	169	226	210	217	210
A 60 2/3	S5	ME5S	MX5S		310	333.5	970	245	173	1110.5	224.5	266	245	247	245
A 60 2/3	S5	ME5L	MX5L		310	333.5	1014	245	189	1154.5	235.5	266	245	247	245
A 60 4	S1	M1			138	247.5	742	108	100	803	103	103	135	124	108
A 60 4	S1	ME1			138	247.5	742	108	100	803	103	103	135	124	135
A 60 4	S2	ME2S			156	256.5	771	119	104	841	107.5	129	143	134	143
A 60 4	S2	MX2S			156	256.5	815	119	109.1	887	114.7	129	143	134	143
A 60 4	S3	ME3S			195	276	814	142	109	910	116.8	160	155	160	155
A 60 4	S3	MX3S			195	276	846	142	112	936	121.8	160	155	160	155
A 60 4	S3	ME3L			195	276	846	142	117	937	123.3	160	155	160	155
A 60 4	S3	MX3L			195	276	890	142	123	982	130.8	160	155	160	155

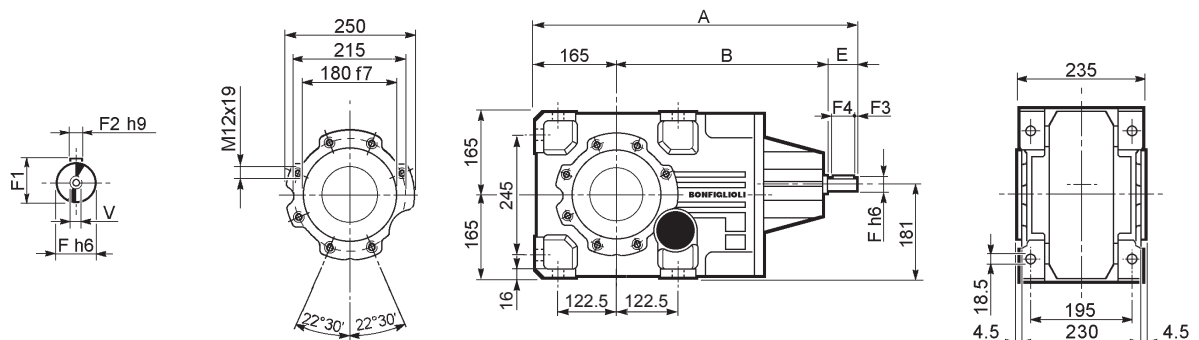


A 60...P(IEC)

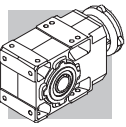


		M	M1	M2	N	N1	N2	N3	N4	X	P	Kg
A 60 3	P63	11	12.8	4	140	115	95	—	M8x19	4	516.5	90
A 60 3	P71	14	16.3	5	160	130	110	—	M8x16	4.5	516.5	90
A 60 2/3	P80	19	21.8	6	200	165	130	—	M10x14.5	4	536	91
A 60 2/3	P90	24	27.3	8	200	165	130	—	M10x14.5	4	536	91
A 60 2/3	P100	28	31.3	8	250	215	180	—	M12x16	4.5	546	95
A 60 2/3	P112	28	31.3	8	250	215	180	—	M12x16	4.5	546	95
A 60 2/3	P132	38	41.3	10	300	265	230	16	14	5	582.5	104
A 60 2/3	P160	42	45.3	12	350	300	250	23	18	5.5	633	121
A 60 2/3	P180	48	51.8	14	350	300	250	23	18	5.5	633	121
A 60 4	P63	11	12.8	4	140	115	95	—	M8x19	4	587	88
A 60 4	P71	14	16.3	5	160	130	110	—	M8x16	4.5	587	88
A 60 4	P80	19	21.8	6	200	165	130	—	M10x14.5	4	606.5	90
A 60 4	P90	24	27.3	8	200	165	130	—	M10x14.5	4	606.5	90
A 60 4	P100	28	31.3	8	250	215	180	—	M12x16	4.5	616.5	94
A 60 4	P112	28	31.3	8	250	215	180	—	M12x16	4.5	616.5	94

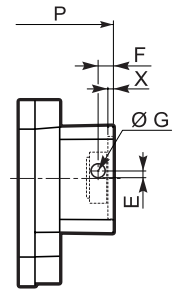
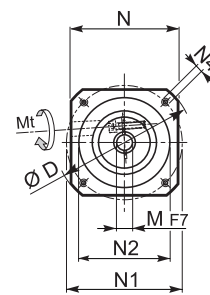
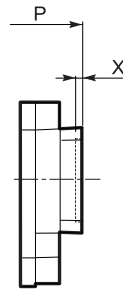
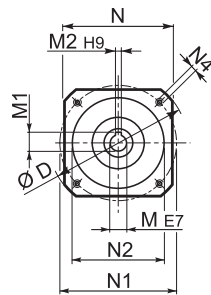
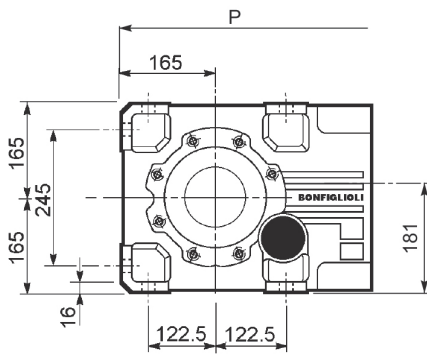
A 60...HS



		A	B	E	F	F1	F2	F3	F4	V	Kg
A 60 2	HS	633	408	60	28	31	8	5.0	50	M10x22	106
A 60 3		633	408	60	28	31	8	5.0	50	M10x22	106
A 60 4		676	461	50	24	27	8	2.5	45	M8x19	112



A 60...SK / SC



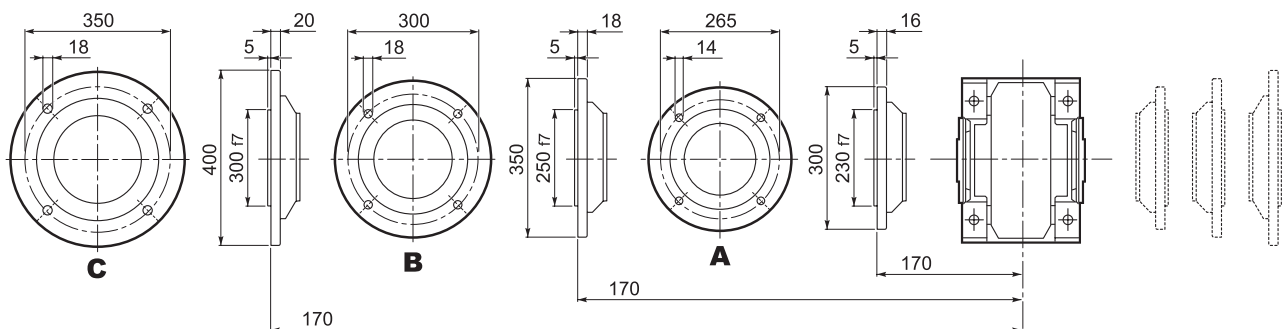
SK...

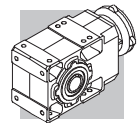
SC...

Image	Image	D	M	M1	M2	N	N1	N2	N4	X	P		Kg
											2/3x	4x	
		120	14	16.3	5	96	100	80	M6x12	4	—	606.5	89
		120	19	21.8	6	96	100	80	M6x12	4	536	606.5	93/93/92
		130	14	16.3	5	102	115	95	M8x12	4	536	606.5	93/93/92
		130	19	21.8	6	102	115	95	M8x12	4	536	606.5	93/93/92
		130	24	27.3	8	102	115	95	M8x12	4	536	606.5	93/93/92
		140	19	21.8	6	120	130	110	M8x12	5	536	606.5	93/93/92
		140	24	27.3	8	120	130	110	M8x12	5	536	606.5	93/93/92
		188	24	27.3	8	142	165	130	M10x20	5	536	606.5	97/97/103
		189	32	35.3	10	160	165	130	M10x20	5	582.5	—	102/102
		240	32	35.3	10	192	215	180	M12x19	5	582.5	—	102/102
		240	38	41.3	10	192	215	180	M12x19	5	582.5	—	102/102

Image	Image	Image	Mt [Nm]	D	E	F	G	M	N	N1	N2	N4	X	P		Kg
														2/3x	3x	
			M6 15	120	15.5	14.5	17.75	14	96	100	80	M6x12	4	—	630	90
			M6 15	120	15.5	14.5	17.75	19	96	100	80	M6x12	4	559.5	630	94/94/93
			M6 15	130	16.5	15	17.75	14	102	115	95	M8x16	4	559.5	630	94/94/93
			M6 15	130	16.5	15	17.75	19	102	115	95	M8x16	4	559.5	630	94/94/93
			M6 15	130	16.5	15	17.75	24	102	115	95	M8x16	4	559.5	630	94/94/93
			M6 15	140	16.5	16	17.75	19	120	130	110	M8x16	5	559.5	630	95/95/93
			M6 15	140	16.5	16	17.75	24	120	130	110	M8x16	5	559.5	630	95/95/93
			M6 15	188	19	16	17.75	24	142	165	130	M10x20	5	559.5	630	96/96/104
			M8 36	189	20	17	17.75	32	160	165	130	M10x20	5	605.5	—	105/105
			M8 36	240	20	17.5	17.75	32	192	215	180	M12x24	5	609.5	—	105/105
			M8 36	240	20	17.5	17.75	38	192	215	180	M12x24	5	609.5	—	105/105

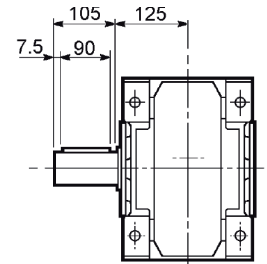
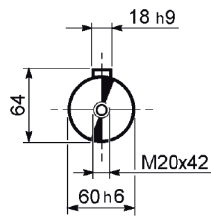
A 60...F...



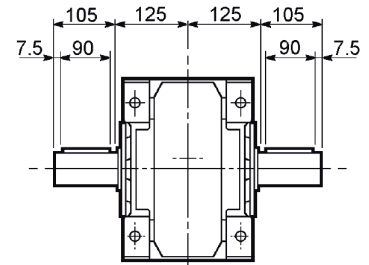
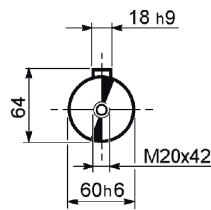


A 60

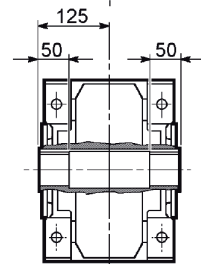
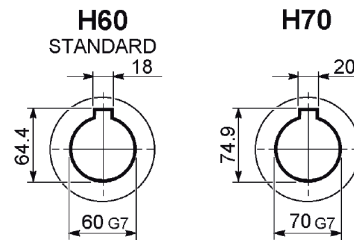
A 60...UR



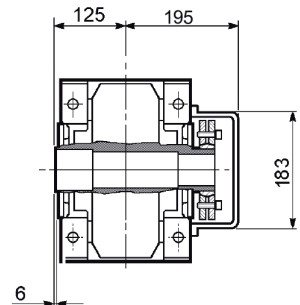
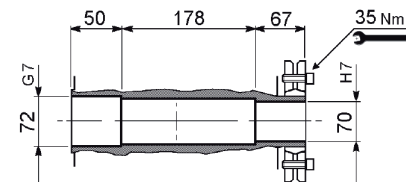
A 60...UD



A 60...UH

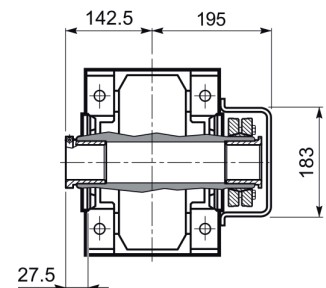
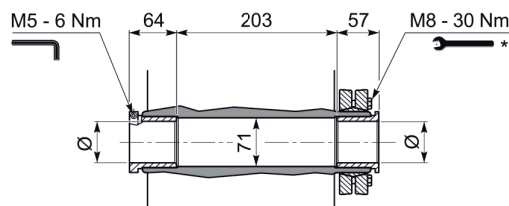


A 60...US

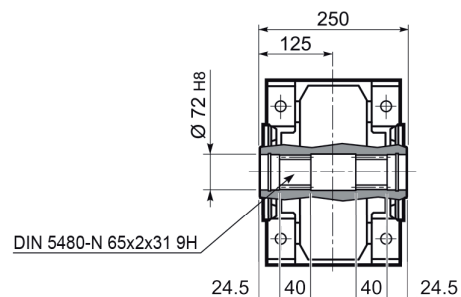


A 60...QF

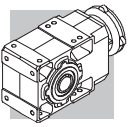
	Ø
QF60	60
QF65	65
QF70	70



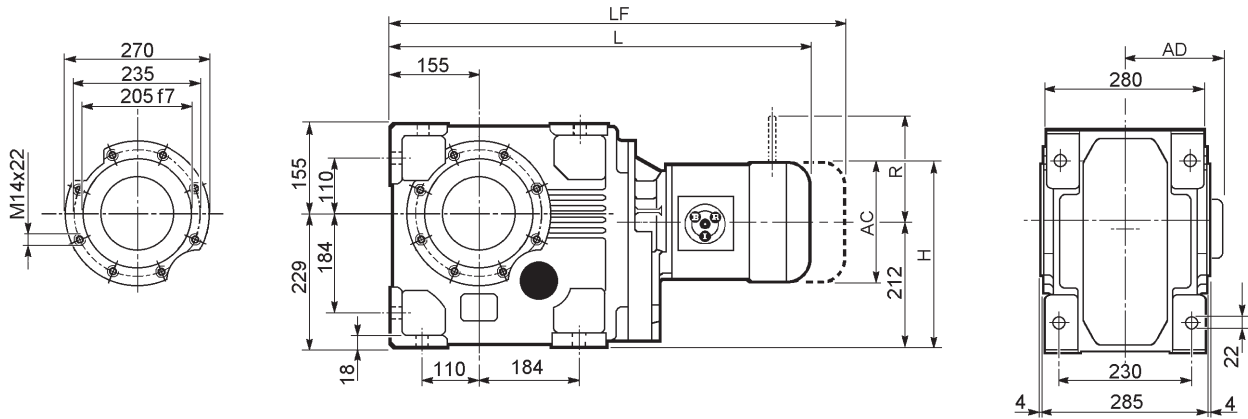
A 60...UV



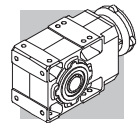
* Attenersi alle ISTRUZIONI PER IL MONTAGGIO fornite con il riduttore.



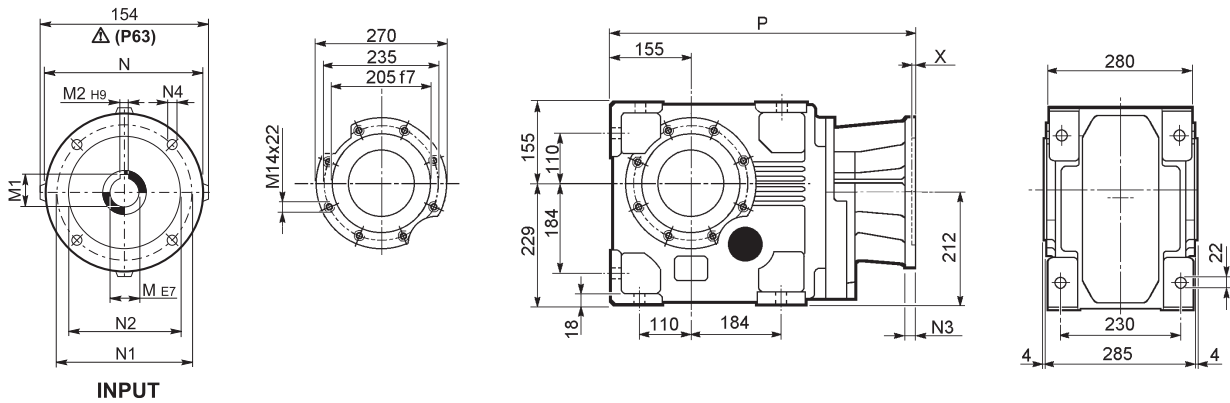
A 70...M/ME/MX



				AC	H	L	AD	Kg	M...FD	M...FA	M...FD		M...FA	
									LF	Kg	R	AD	R	AD
A 70 3	S2	ME2S		156	290	688.5	119	152	758.5	155.9	129	143	134	143
A 70 3	S2	MX2S		156	290	732.5	119	157.1	804.5	163.1	129	143	134	143
A 70 3	S3	ME3S		195	309.5	731.5	142	158.5	827.5	165.2	160	155	160	155
A 70 3	S3	MX3S		195	309.5	763.5	142	161.5	853.5	170.2	160	155	160	155
A 70 3	S3	ME3L		195	309.5	763.5	142	164	854.5	171.7	160	155	160	155
A 70 3	S3	MX3L		195	309.5	807.5	142	170	899.5	179.2	160	155	160	155
A 70 3	S4	ME4	MX4	258	341	872.5	193	198	1012.5	211	204	210	200	210
A 70 3	S4	ME4LB	MX4LA	258	341	907.5	193	206	1006.5	223.2	226	210	217	210
A 70 3	S5	ME5S	MX5S	310	367	958	245	226	1098.5	283.2	266	245	247	245
A 70 3	S5	ME5L	MX5L	310	367	1002	245	242	1142.5	294.2	266	245	247	245
A 70 4	S1	M1		138	281	710.5	108	152	771.5	155	103	135	124	108
A 70 4	S1	ME1		138	281	710.5	108	152	771.5	155	103	135	124	135
A 70 4	S2	ME2S		156	290	739.5	119	156	809.5	159.5	129	143	134	143
A 70 4	S2	MX2S		156	290	783.5	119	161.1	855.5	166.7	129	143	134	143
A 70 4	S3	ME3S		195	309.5	782.5	142	162.5	878.5	168.8	160	155	160	155
A 70 4	S3	MX3S		195	309.5	814.5	142	165.5	904.5	173.8	160	155	160	155
A 70 4	S3	ME3L		195	309.5	814.5	142	168	905.5	175.5	160	155	160	155
A 70 4	S3	MX3L		195	309.5	858.5	142	174	950.5	182.8	160	155	160	155
A 70 4	S4	ME4	MX4	258	341	922.5	193	202	1031.5	215	204	210	200	210
A 70 4	S4	ME4LB	MX4LA	258	341	957.5	193	210	1056.5	226.8	226	210	217	210

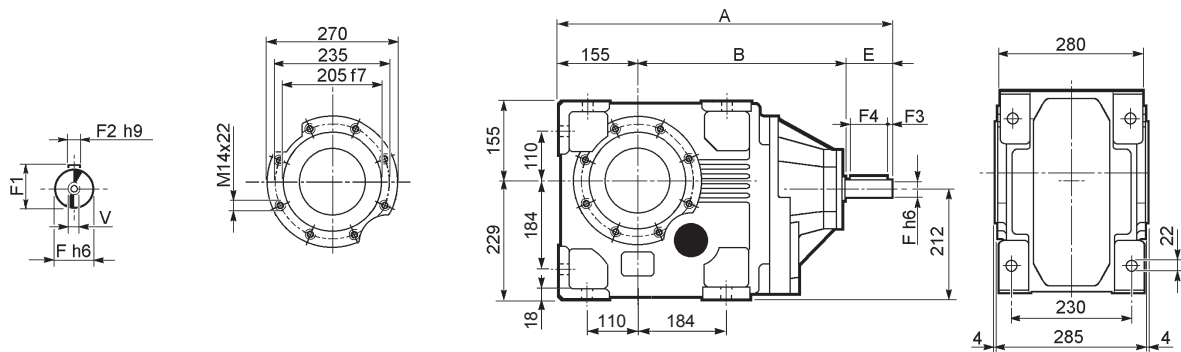


A 70...P (IEC)

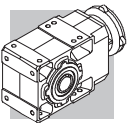


		M	M1	M2	N	N1	N2	N3	N4	X	P	Kg
A 70 3	P80	19	21.8	6	200	165	130	—	M10x14.5	4	524	144
A 70 3	P90	24	27.3	8	200	165	130	—	M10x14.5	4	524	144
A 70 3	P100	28	31.3	8	250	215	180	—	M12x16	4.5	534	146
A 70 3	P112	28	31.3	8	250	215	180	—	M12x16	4.5	534	146
A 70 3	P132	38	41.3	10	300	265	230	16	14	5	570.5	154
A 70 3	P160	42	45.3	12	350	300	250	23	18	6	626	169
A 70 3	P180	48	51.8	14	350	300	250	23	18	6	626	169
A 70 3	P200	55	59.3	16	400	350	300	—	M16x25	7	651	179
A 70 4	P63	11	12.8	4	140	115	95	—	M8x19	4	555.5	146
A 70 4	P71	14	16.3	5	160	130	110	—	M8x16	4.5	555.5	146
A 70 4	P80	19	21.8	6	200	165	130	—	M10x14.5	4	575	147
A 70 4	P90	24	27.3	8	200	165	130	—	M10x14.5	4	575	147
A 70 4	P100	28	31.3	8	250	215	180	—	M12x16	4.5	585	148
A 70 4	P112	28	31.3	8	250	215	180	—	M12x16	4.5	585	148
A 70 4	P132	38	41.3	10	300	265	230	16	14	5	618.5	157

A 70...HS

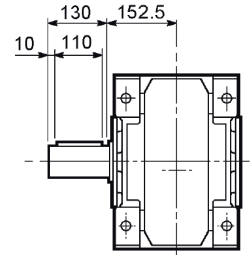
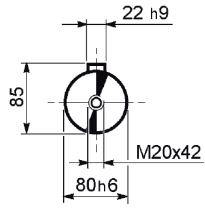


		A	B	E	F	F1	F2	F3	F4	V	Kg
A 70 3	HS	708.5	443.5	110	42	45	12	10	90	M12x28	165
A 70 4	HS	644.5	439.5	50	24	27	8	2.5	45	M8x19	149

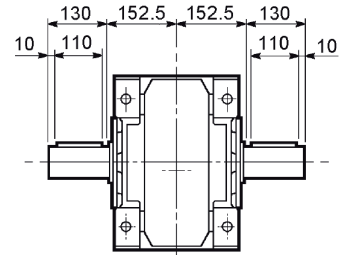
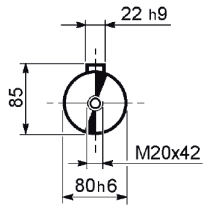


A 70

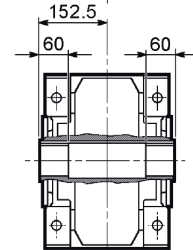
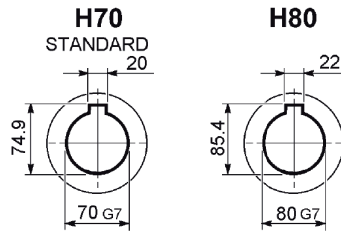
A 70...UR



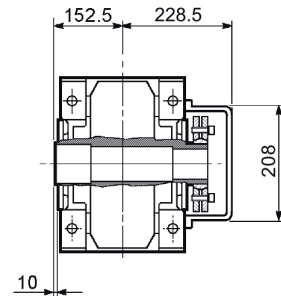
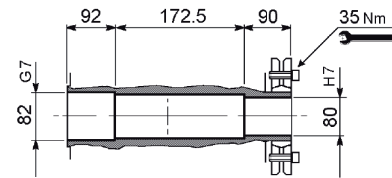
A 70...UD



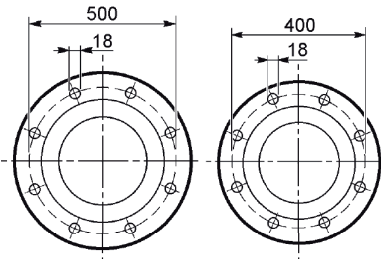
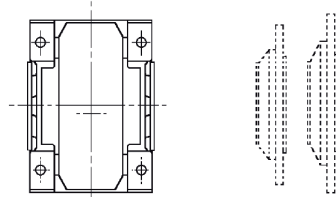
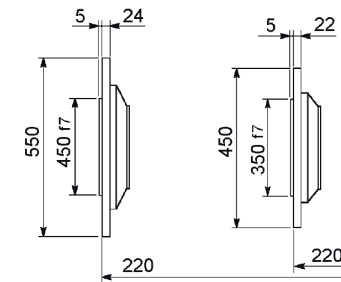
A 70...UH



A 70...US

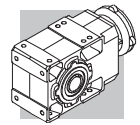


A 70...F...

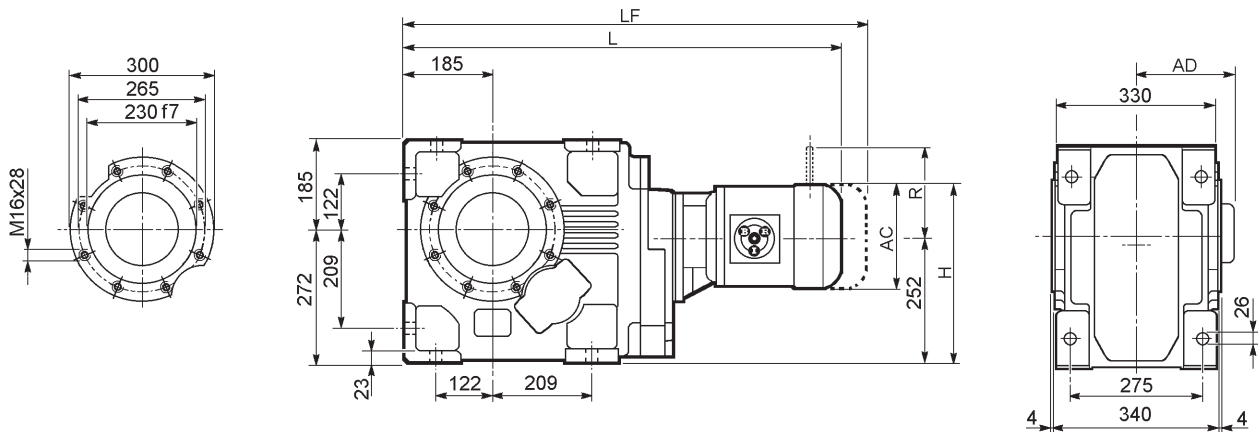


B

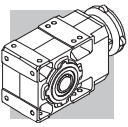
A



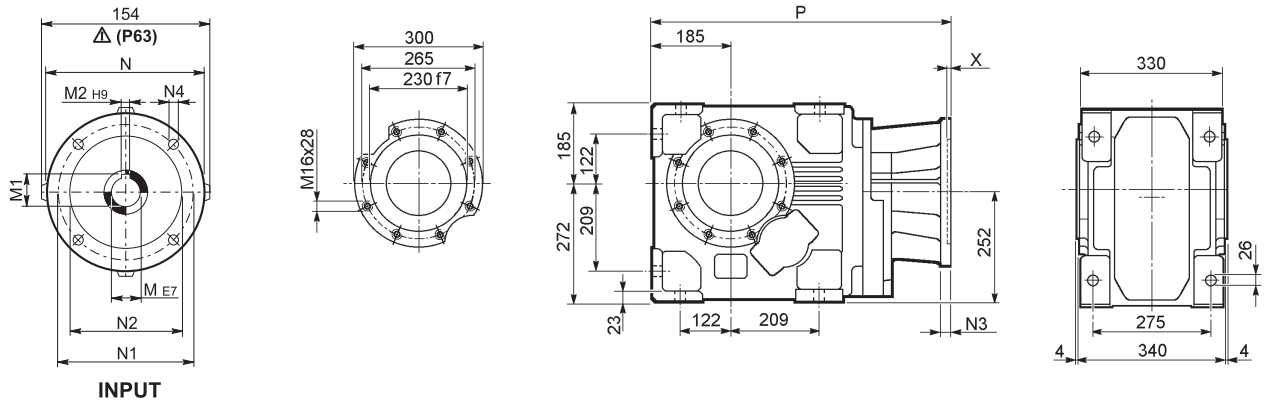
A 80...M/ME/MX



	AC	H	L	AD	Kg	M...FD M...FA		M...FD		M...FA				
						LF	Kg	R	AD	R	AD			
A 80 3	S3	ME3S		195	349.5	809.5	142	257.5	905.5	264	160	155	160	155
A 80 3	S3	MX3S		195	349.5	841.5	142	260.5	934.5	269	160	155	160	155
A 80 3	S3	ME3L		195	349.5	841.5	142	264	932.5	270.5	160	155	160	155
A 80 3	S3	MX3L		195	349.5	885.5	142	270	976.5	278	160	155	160	155
A 80 3	S4	ME4	MX4	258	381	949.5	193	298	1058.5	311	204	210	200	210
A 80 3	S4	ME4LB	MX4LA	258	381	984.5	193	306	1083.5	322	226	210	217	210
A 80 3	S5	ME5S	MX5S	310	407	1036	245	326	1176.5	382	266	245	247	245
A 80 3	S5	ME5L	MX5L	310	407	1080	245	342	1220.5	393	266	245	247	245=
A 80 4	S1	M1		138	321	800.5	108	246	861.5	249	103	135	124	108
A 80 4	S1	ME1		138	321	800.5	108	246	851.5	249	103	135	124	135
A 80 4	S2	ME2S		156	330	829.5	119	250	946.5	253.7	129	143	134	143
A 80 4	S2	MX2S		156	330	873.5	119	255.1	992.5	260.9	129	143	134	143
A 80 4	S3	ME3S		195	349.5	872.5	142	256.5	1000.5	263	160	155	160	155
A 80 4	S3	MX3S		195	349.5	904.5	142	259.5	1029.5	268	160	155	160	155
A 80 4	S3	ME3L		195	349.5	904.5	142	262	1027.5	269.5	160	155	160	155
A 80 4	S3	MX3L		195	349.5	948.5	142	268	1071.5	277	160	155	160	155
A 80 4	S4	ME4	MX4	258	381	1012.5	193	296	1144.5	309	204	210	200	210
A 80 4	S4	ME4LB	MX4LA	258	381	1047.5	193	304	1169.5	321	226	210	217	210

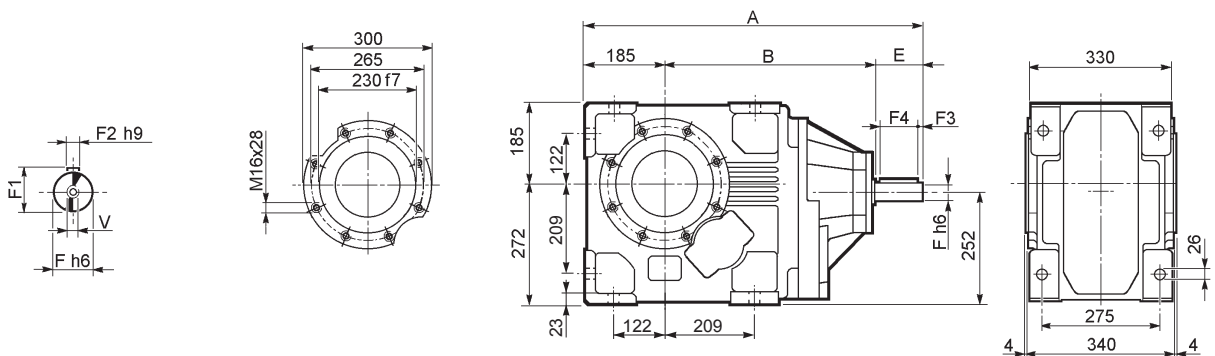


A 80...P(IEC)

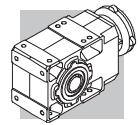


		M	M1	M2	N	N1	N2	N3	N4	X	P	Kg
A 80 3	P80	19	21.8	6	200	165	130	—	M10x14.5	4	602	243
A 80 3	P90	24	27.3	8	200	165	130	—	M10x14.5	4	602	243
A 80 3	P100	28	31.3	8	250	215	180	—	M12x16	4.5	612	245
A 80 3	P112	28	31.3	8	250	215	180	—	M12x16	4.5	612	245
A 80 3	P132	38	41.3	10	300	265	230	16	14	5	648.5	253
A 80 3	P160	42	45.3	12	350	300	250	23	18	6	704	268
A 80 3	P180	48	51.8	14	350	300	250	23	18	6	704	268
A 80 3	P200	55	59.3	16	400	350	300	—	M16x25	7	729	279
A 80 3	P225	60	64.4	18	450	400	350	25	18	6	774.5	298
A 80 4	P63	11	12.8	4	140	115	95	—	M8x19	4	645.5	248
A 80 4	P71	14	16.3	5	160	130	110	—	M8x16	4.5	645.5	248
A 80 4	P80	19	21.8	6	200	165	130	—	M10x14.5	4	665	249
A 80 4	P90	24	27.3	8	200	165	130	—	M10x14.5	4	665	249
A 80 4	P100	28	31.3	8	250	215	180	—	M12x16	4.5	675	250
A 80 4	P112	28	31.3	8	250	215	180	—	M12x16	4.5	675	250
A 80 4	P132	38	41.3	10	300	265	230	16	M12x16	5	711.5	259

A 80...HS

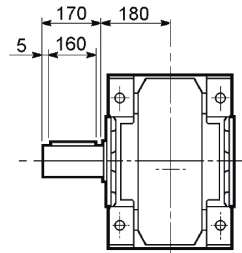
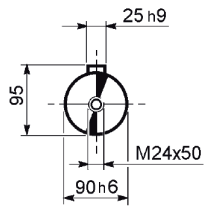


		A	B	E	F	F1	F2	F3	F4	V	Kg
A 80 3	HS	786.5	491.5	110	42	45	12	10	90	M12x28	265
A 80 4		735	500	50	24	27	8	2.5	45	M8x19	250

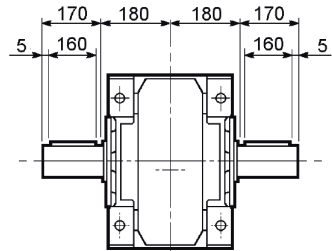
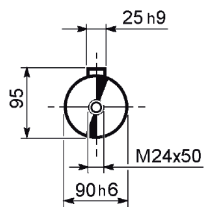


A 80

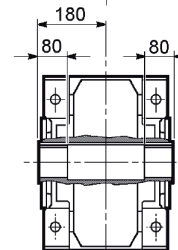
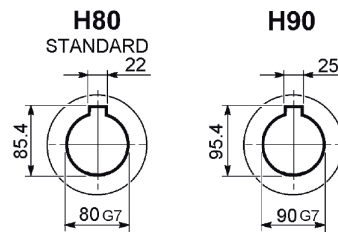
A 80...UR



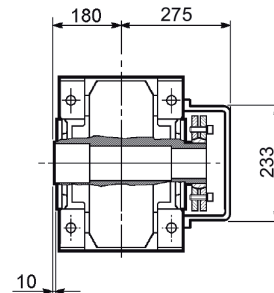
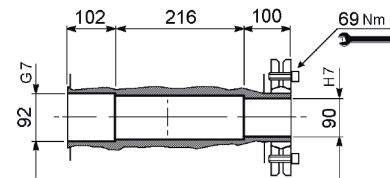
A 80...UD



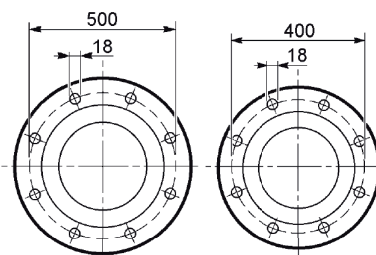
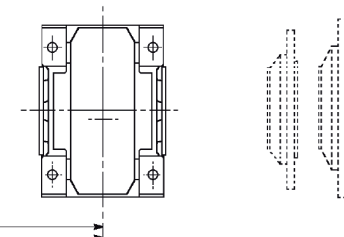
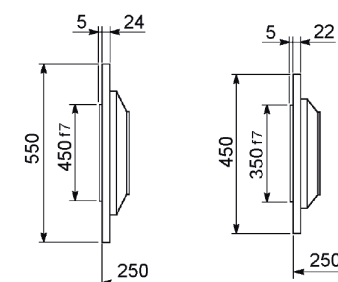
A 80...UH



A 80...US

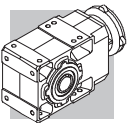


A 80...F...

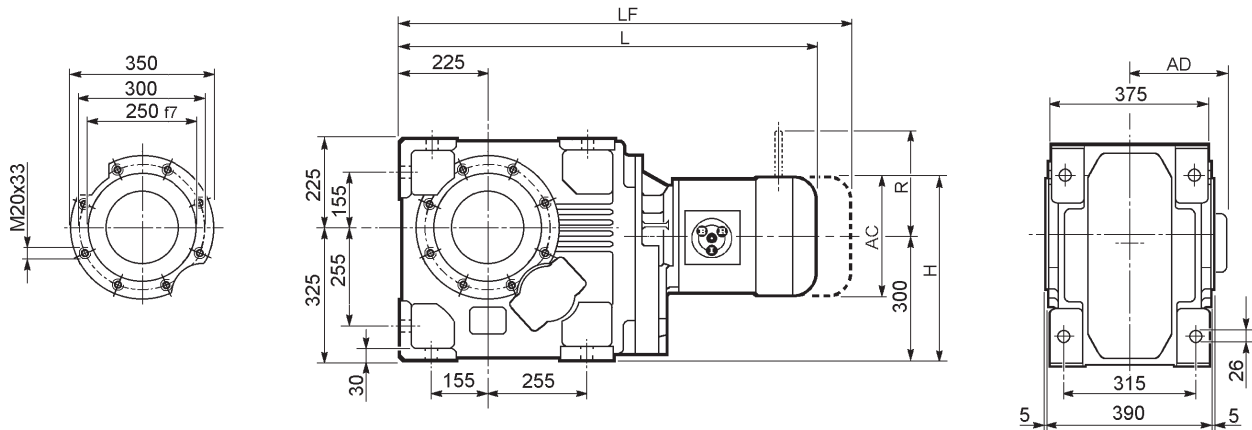


B

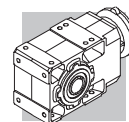
A



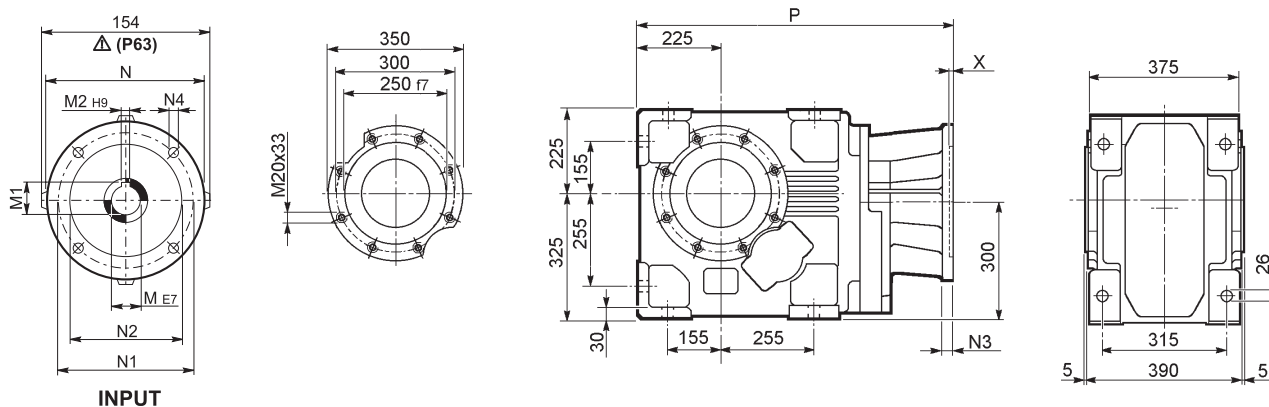
A 90...M/ME/MX



				AC	H	L	AD	Kg	M...FD	M...FA	M...FD		M...FA	
									LF	Kg	R	AD	R	AD
A 90 3	S3	ME3S		195	397.5	930.5	142	414.5	1026.5	420.5	160	155	160	155
A 90 3	S3	MX3S		195	397.5	962.5	142	413.5	1055.5	420.5	160	155	160	155
A 90 3	S3	ME3L		195	397.5	962.5	142	420	1053.5	426	160	155	160	155
A 90 3	S3	MX3L		195	397.5	1006.5	142	426	1097.5	433	160	155	160	155
A 90 3	S4	ME4	MX4	258	429	1070.5	193	454	1179.5	467	204	210	200	210
A 90 3	S4	ME4LB	MX4LA	258	429	1105.5	193	462	1204.5	478	226	210	217	210
A 90 3	S5	ME5S	MX5S	310	455	1157	245	482	1297.5	532.5	266	245	247	245
A 90 3	S5	ME5L	MX5L	310	455	1201	245	498	1341.5	543.5	226	245	247	245
A 90 4	S1	M1		138	369	941.5	108	412	1002.5	414.7	103	135	124	108
A 90 4	S1	ME1		138	369	941.5	108	412	1002.5	414.7	103	135	124	135
A 90 4	S2	ME2S		156	378	970.5	119	422	1055.5	423.6	129	143	134	143
A 90 4	S2	MX2S		156	378	1014.5	119	427.1	1101.5	430.8	129	143	134	143
A 90 4	S3	ME3S		195	397.5	1013.5	142	428.5	1109.5	434.5	160	155	160	155
A 90 4	S3	MX3S		195	397.5	1045.5	142	431.5	1138.5	438.5	160	155	160	155
A 90 4	S3	ME3L		195	397.5	1045.5	142	434	1136.5	440	160	155	160	155
A 90 4	S3	MX3L		195	397.5	1089.5	142	440	1181.5	447	160	155	160	155
A 90 4	S4	ME4	MX4	258	429	1153.5	193	468	1262.5	481	204	210	200	210
A 90 4	S4	ME4LB	MX4LA	258	429	1188.5	193	476	1287.5	489	226	210	217	210

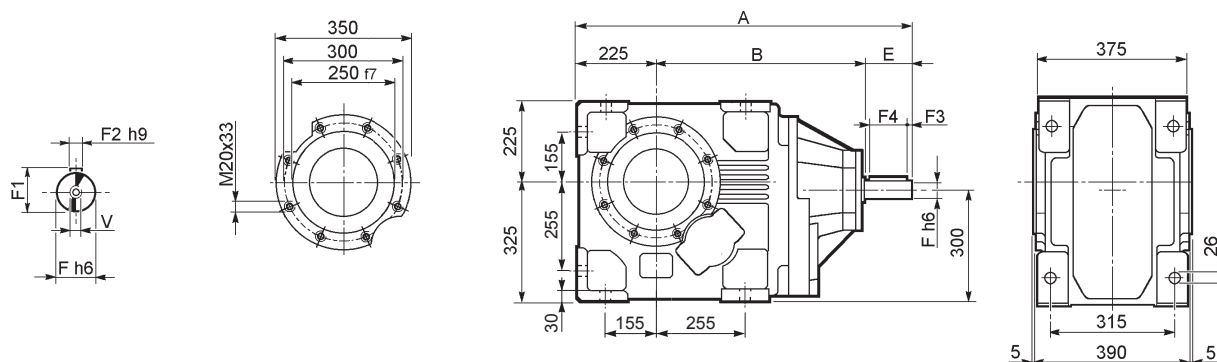


A 90...P (IEC)

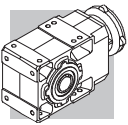


		M	M1	M2	N	N1	N2	N3	N4	X	P	kg
A 90 3	P80	19	21.8	6	200	165	130	—	M10x14.5	4	723	400
A 90 3	P90	24	27.3	8	200	165	130	—	M10x14.5	4	723	400
A 90 3	P100	28	31.3	8	250	215	180	—	M12x16	4.5	733	401
A 90 3	P112	28	31.3	8	250	215	180	—	M12x16	4.5	733	401
A 90 3	P132	38	41.3	10	300	265	230	16	14	5	769.5	409
A 90 3	P160	42	45.3	12	350	300	250	23	18	6	825	428
A 90 3	P180	48	51.8	14	350	300	250	23	18	6	825	429
A 90 3	P200	55	59.3	16	400	350	300	—	M16x25	7	850	436
A 90 3	P225	60	64.4	18	450	400	350	30	18	6	895.5	472
A 90 3	P250	65	69.4	18	550	500	450	30	18	6	925.5	475
A 90 4	P63	11	12.8	4	140	115	95	—	M8x19	4	786.5	411
A 90 4	P71	14	16.3	5	160	130	110	—	M8x16	4.5	786.5	412
A 90 4	P80	19	21.8	6	200	165	130	—	M10x14.5	4	806	413
A 90 4	P90	24	27.3	8	200	165	130	—	M10x14.5	4	806	413
A 90 4	P100	28	31.3	8	250	215	180	—	M12x16	4.5	816	415
A 90 4	P112	28	31.3	8	250	215	180	—	M12x16	4.5	816	415
A 90 4	P132	38	41.3	10	300	265	230	16	14	5	852.5	423
A 90 4	P160	42	45.3	12	350	300	250	23	18	5.5	903	434
A 90 4	P180	48	51.8	14	350	300	250	23	18	5.5	903	434

A 90...HS

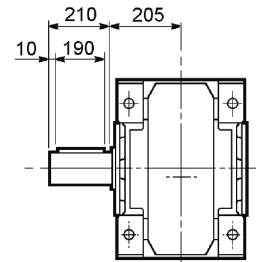
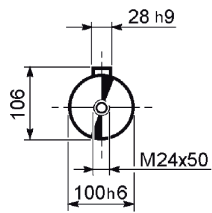


		A	B	E	F	F1	F2	F3	F4	V	kg
A 90 3	HS	1009	644	140	60	64	18	10	120	M16x36	465
A 90 4		875.5	600.5	50	24	27	8	2.5	45	M8x19	415

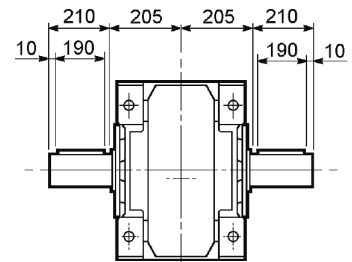
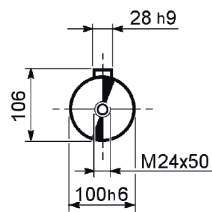


A 90

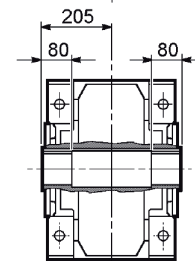
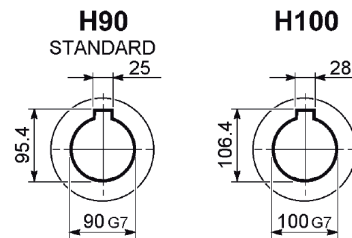
A 90...UR



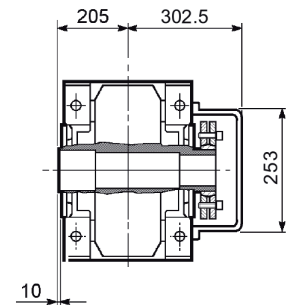
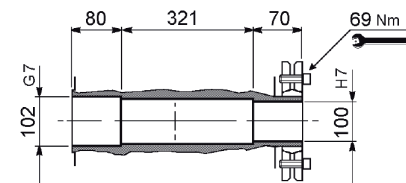
A 90...UD



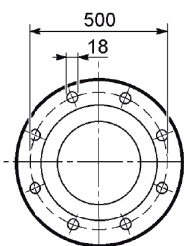
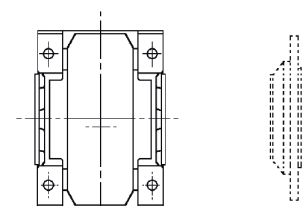
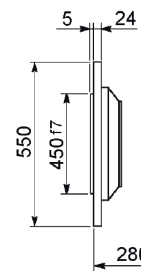
A 90...UH



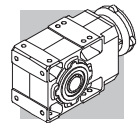
A 90...US



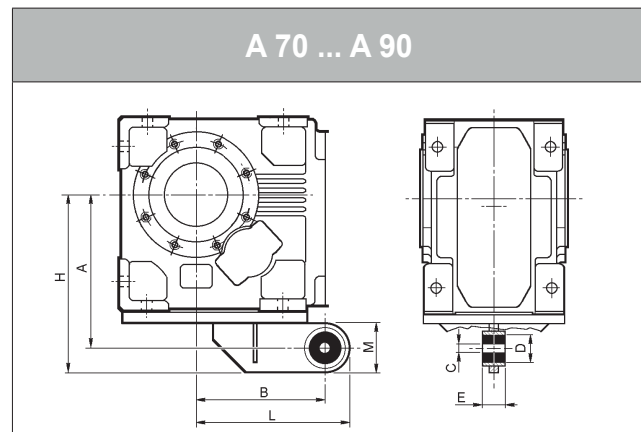
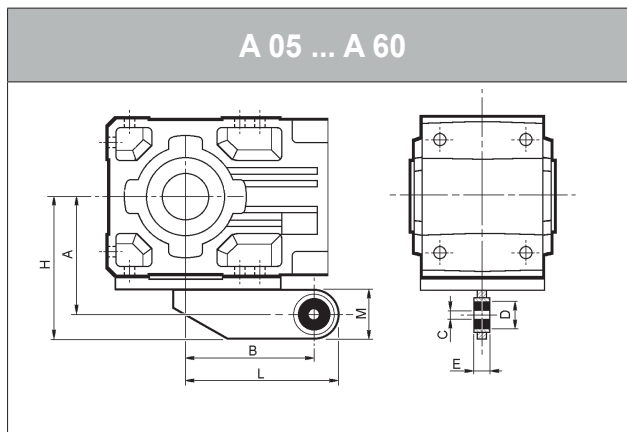
A 90...F...



A

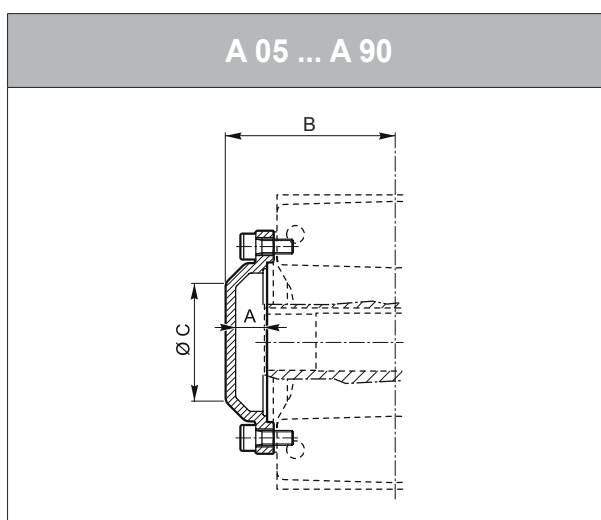


44 DIMENSIONI RIDUTTORI CON BRACCIO DI REAZIONE



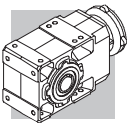
	A	B	C	D	E	H	L	M
A05	90.5	80	10	30	20	115.5	105	50
A10	108	118	10	30	20	138	148	60
A20	118	137	10	30	20	148	167	60
A30	135	150	20	40	25	170	185	70
A35	145	165	20	40	25	180	200	70
A41	157	200	20	40	25	192	235	70
A50	200	250	32	56	40	245	295	90
A55	200	250	32	56	40	245	295	90
A60	225	300	32	56	40	270	345	90
A70	289	250	32	56	40	334	295	90
A80	357	300	42	78	60	422	365	130
A90	410	350	42	78	60	475	415	130

45 DIMENSIONI RIDUTTORI CON CAPPELLOTTO DI PROTEZIONE



	A	Ø C	B
A 05	17.5	36	73.5
A 10	20.5	60	84.5
A 20	20	75	94
A 30	20	75	104
A 35	19.5	80	114
A 41	21	110	120
A 50	26	100	148.5
A 55	27	100	149
A 60	25	100	158
A 70	33.5	120	193.5
A 80	38	140	228
A 90	43	152	258

Le dimensioni comuni alle altre configurazioni sono riportate da pag 299 a pag 342

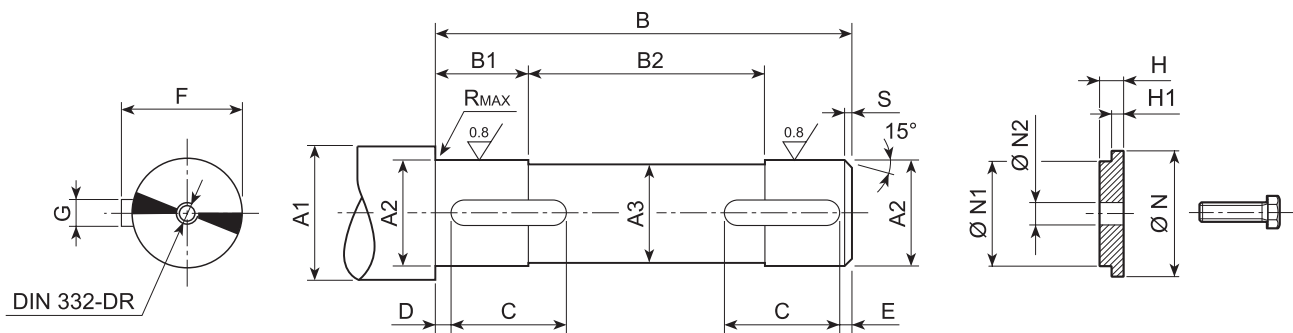




46 ALBERO MACCHINA

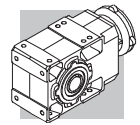
Realizzare l'albero condotto che si accoppierà con il riduttore con un acciaio di buona qualità, rispettando le dimensioni riportate in tabella.

Si suggerisce inoltre di completare il montaggio con un dispositivo di bloccaggio assiale dell'albero, ad esempio come illustrato nel seguito, avendo cura di verificare e dimensionare i vari componenti in funzione delle diverse esigenze applicative.

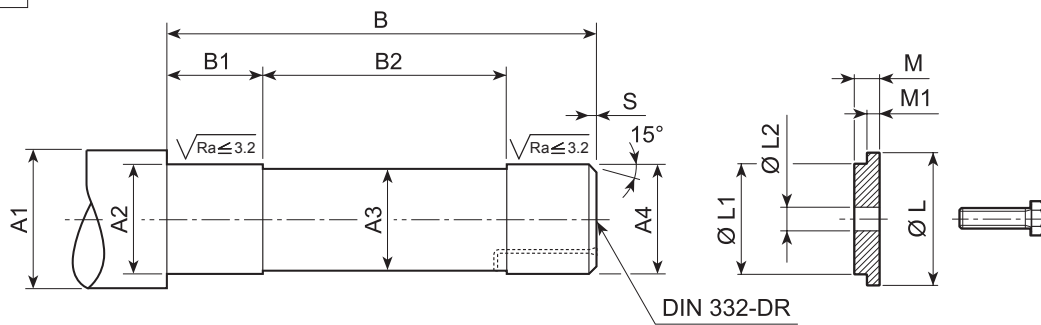
UH_




	A1	A2	A3	B	B1	B2	C	D	E	F	G	R	S		N	N1	N2	H	H1		
														UNI 6604							UNI 5739
A05 UH25	≥ 30	25 h7	24	102	21	62	20	2	2	28	8 h9	0.5	1.5	8x7x20 A	35	25 d9	9	7	5.5	M8x25	
A10 UH30	≥ 35	30 h7	29	118	16	87	20	2	2	33	8 h9	0.5	1.5	8x7x20 A	35	30 d9	11	8.5	7	M10x30	
A10 UH25	≥ 30	25 h7	24	118	16	87	20	2	2	28	8 h9	0.5	1.5	8x7x20 A	30+35	25 d9	9	7	5.5	M8x25	
A20 UH35	≥ 42	35 h7	34	138	20	98	20	2	2	38	10 h9	0.5	1.5	10x8x20 A	42	35 d9	11	8.5	7	M10x30	
A20 UH30	≥ 35	30 h7	29	138	20	98	25	2	2	33	8 h9	0.5	1.5	8x7x25 A	35+42	30 d9	11	8.5	7	M10x30	
A30 UH40	≥ 47	40 h7	39	158	23	112	30	2	2	43	12 h9	0.5	1.5	12x8x30 A	47	40 d9	14	8.5	7	M12x35	
A30 UH35	≥ 42	35 h7	34	158	23	112	30	2	2	38	10 h9	0.5	1.5	10x8x30 A	42+47	35 d9	11	8.5	7	M10x30	
A35 UH40	≥ 47	40 h7	39	175	33	109	40	2	2	43	12 h9	1	1.5	12x8x40 A	47	40 d9	14	8.5	7	M12x35	
A35 UH35	≥ 42	35 h7	34	175	33	109	40	2	2	38	10 h9	1	1.5	10x8x40 A	42+47	35 d9	11	8.5	7	M10x30	
A41 UH45	≥ 52	45 h7	44	184	28	128	45	2.5	2.5	48.5	14 h9	1	2	14x9x45 A	52	45 d9	14	8.5	7	M12x35	
A41 UH40	≥ 47	40 h7	39	184	28	128	50	2.5	2.5	43	12 h9	1	2	12x8x50 A	47+52	40 d9	14	8.5	7	M12x35	
A50 UH55	≥ 63	55 h7	54	226	37.5	151	55	2.5	2.5	59	16 h9	1	2	16x10x55 A	63	55 d9	22	10	8	M20x50	
A50 UH50	≥ 57	50 h7	49	226	37.5	151	65	2.5	2.5	53.5	14 h9	1	2	14x9x65 A	57+63	50 d9	18	10	8	M16x45	
A55 UH60	≥ 70	60 h7	59	226	37.5	151	65	2.5	2.5	64	18 h9	2	2	18x11x65 A	70	60 d9	22	10	8	M20x50	
A55 UH50	≥ 60	50 h7	49	226	37.5	151	75	2.5	2.5	53.5	14 h9	2	2	14x9x75 A	60+70	50 d9	18	10	8	M16x45	
A60 UH70	≥ 78	70 h7	69	248	48	152	70	2.5	2.5	74.5	20 h9	2.5	2	20x12x70 A	78	70 d9	22	10	8.5	M20x50	
A60 UH60	≥ 68	60 h7	59	248	48	152	80	2.5	2.5	64	18 h9	2.5	2	18x11x80 A	68+78	60 d9	22	10	8.5	M20x50	
A70 UH80	≥ 89	80 h7	79	303	58	187	90	3	3	85	22 h9	2.5	2.5	22x14x90 A	89	80 d9	22	10	8.5	M20x50	
A70 UH70	≥ 78	70 h7	69	303	58	187	110	3	3	74.5	20 h9	2.5	2.5	20x12x110 A	78+89	70 d9	22	10	8.5	M20x50	
A80 UH90	≥ 99	90 h7	89	358	78	202	120	3	3	95	25 h9	2.5	2.5	25x14x120 A	99	90 d9	26	22	20.5	M24x70	
A80 UH80	≥ 89	80 h7	79	358	78	202	130	3	3	85	22 h9	2.5	2.5	22x14x130 A	89+99	80 d9	22	10	8.5	M20x50	
A90 UH100	≥ 111	100 h7	99	408	78	252	160	3	3	106	28 h9	2.5	2.5	28x16x160 A	111	100 d9	26	22	20.5	M24x70	
A90 UH90	≥ 99	90 h7	89	408	78	252	190	3	3	95	25 h9	2.5	2.5	25x14x190 A	99+111	90 d9	26	22	20.5	M24x70	

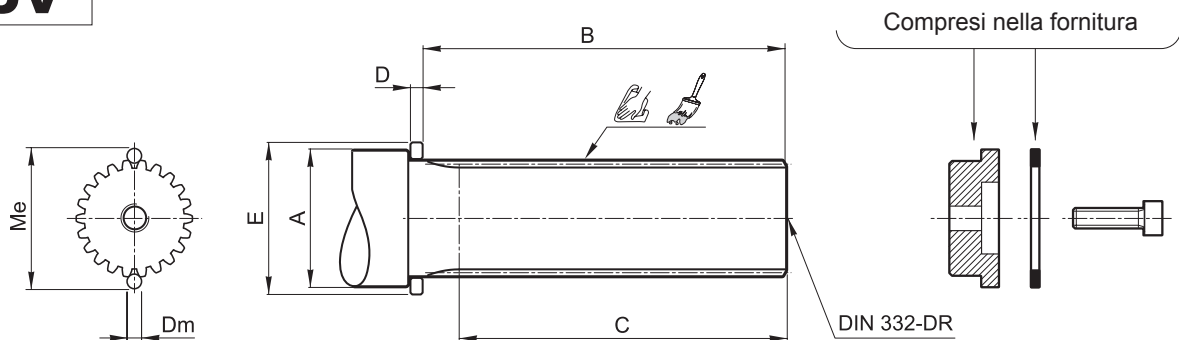




US

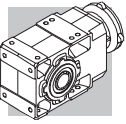


	A1	A2	A3	A4	B	B1	B2	R	S	L	L1	L2	M	M1	 UNI 5739
A 05	≥ 35	27 h7	24	25 h6	129.5	32	63.5	0.5	1.5	29.5	25 d9	11	8.5	7	M10x30
A 10	≥ 42	32 h7	29	30 h6	147.5	34	77.5	0.5	1.5	35.5	30 d9	11	8.5	7	M10x30
A 20	≥ 48	37 h7	34	35 h6	170	40	89	0.5	1.5	43	35 d9	14	8.5	7	M12x35
A 30	≥ 54	42 h7	39	40 h6	191.5	48	95.5	0.5	1.5	49	40 d9	18	10	8.5	M16x45
A 35	≥ 54	42 h7	39	40 h6	208.5	48	112.5	0.5	1.5	49	40 d9	18	10	8.5	M16x45
A 41	≥ 60	47 h7	44	45 h6	222	53	117	1	2	54	45 d9	18	10	8.5	M16x45
A 50	≥ 72	57 h7	54	55 g6	264	46	156	1	2	72	55 d9	22	10	8.5	M20x50
A 55	≥ 72	62 h7	59	60 g6	266	46	158	2.5	2	72	60 d9	22	10	8.5	M20x50
A 60	≥ 90	72 h7	69	70 g6	293	48	178	2.5	2.5	85	70 d9	22	10	8.5	M20x50
A 70	≥ 104	82 h7	79	80 g6	352.5	90	172.5	2.5	2.5	95	80 d9	22	10	8.5	M20x50
A 80	≥ 114	92 h7	89	90 g6	416	100	216	2.5	2.5	105	90 d9	26	22	20.5	M24x70
A 90	≥ 126	102 h7	99	100 g6	469	78	321	2.5	2.5	120	100 d9	26	22	20.5	M24x70

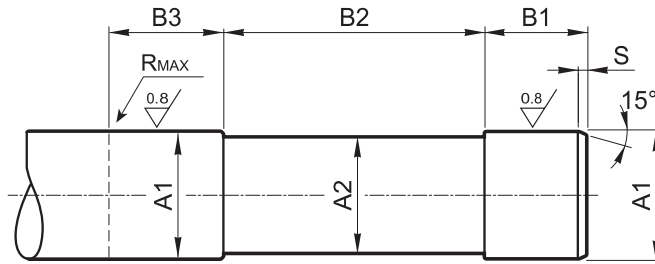
UV




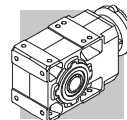
	 DIN 5480	Me	Dm	A	B	C	D	E	 ISO 4762
A 20	30x1.25x22	33.04 +0/-0.04	2.75	≥ 40	111.5	≥ 95	7	45	M10x35
A 30	35x2x16	38.93 +0/-0.04	4	≥ 45	130.5	≥ 112	7	50	M12x40
A 35	35x2x16	38.93 +0/-0.04	4	≥ 45	147.5	≥ 129	7	50	M12x40
A 41	45x2x21	48.86 +0/-0.04	4	≥ 55	155.5	≥ 136	7	60	M16x45
A 50	50x2x24	54.14 +0/-0.05	4	≥ 60	196	≥ 175	7	65	M16x45
A 55	50x2x24	54.14 +0/-0.05	4	≥ 60	196	≥ 175	7	65	M16x45
A 60	65x2x31	68.97 +0 /-0.05	4	≥ 75	213.5	≥ 191	7	80	M20x55

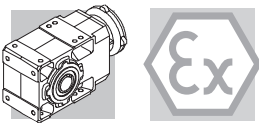


QF



		A1	A2	B1	B2	B3	S
A 10	QF25	25 h6	24	41	95	≥ 50	1.5
	QF30	30 h6	29				
A 20	QF25	25 h6	24	41	115	≥ 50	1.5
	QF30	30 h6	29				
A 30	QF35	35 h6	34	45	130	≥ 54	1.5
	QF40	40 h6	39				
A 35	QF35	35 h6	34	45	146.5	≥ 54	1.5
	QF40	40 h6	39				
A 41	QF40	40 h6	39	47	151.5	≥ 56	2
	QF45	45 h6	44				
A 50	QF50	50 h6	49	48	197	≥ 57	2
	QF55	55 h6	54				
A 55	QF55	55 h6	54	50	190	≥ 59	2
	QF60	60 h6	59				
A 60	QF60	60 h6	59	57	203	≥ 66	2.5
	QF65	65 h6	64				
	QF70	70 h6	69				





RIDUTTORI AD ASSI ORTOGONALI SERIE A IN ESECUZIONE ATEX

47 INTRODUZIONE ALLE DIRETTIVE ATEX

47.1 Atmosfera esplosiva

Ai fini della direttiva 2014/34/UE si intende per **atmosfera esplosiva** quella costituita da una miscela:

- a. di **sostanze infiammabili** allo stato di gas, vapori, nebbie o polveri;
- b. con **aria**;
- c. in determinate condizioni atmosferiche;
- d. in cui, dopo l'innesco, la combustione si propaga all'insieme della miscela incombusta (occorre notare che soprattutto in presenza di polvere, non sempre l'intera quantità di combustibile viene consumata dalla combustione).

Un'atmosfera suscettibile di trasformarsi in atmosfera esplosiva a causa delle condizioni locali e/o operative è definita **atmosfera potenzialmente esplosiva**. È solo a questo tipo di atmosfera potenzialmente esplosiva che sono destinati i prodotti oggetto della direttiva 2014/34/UE.

47.2 Norme europee armonizzate atex

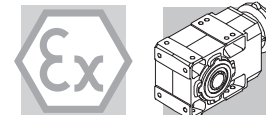
La direttiva 2014/34/UE descrive i requisiti minimi di sicurezza per i prodotti destinati all'uso in zone a rischio di esplosione, all'interno dei paesi dell'Unione Europea. La direttiva assegna inoltre questi apparecchi a **categorie**, definite dalla direttiva stessa.

Segue uno schema descrittivo delle **zone** in cui il conduttore di un impianto caratterizzato dalla presenza di atmosfera potenzialmente esplosiva deve suddividere le aree di applicazione delle apparecchiature.

(C 1)

Zone		Frequenza della formazione di atmosfera potenzialmente esplosiva	Tipo di pericolo
Atmosfera gassosa G	Atmosfera polverosa D		
0	20	Presenza costante o per lunghi periodi	Permanente
1	21	Occasionale in funzionamento normale	Potenziale
2	22	Molto rara e/o di breve durata in funzionamento normale	Minimo

I riduttori di produzione **BONFIGLIOLI RIDUTTORI** selezionati dal presente catalogo sono marcati per installazione nelle zone 1, 21, evidenziate in grigio chiaro nello schema soprastante e risultano idonei anche per installazione in zone con livello di protezione più basso (zone 2 e 22).



A partire dal 20 aprile 2016 la direttiva ATEX 2014/34/UE si applica su tutto il territorio dell'Unione Europea sostituendo le leggi divergenti attualmente in vigore a livello nazionale ed europeo in materia di atmosfera esplosiva e la precedente direttiva 94/9/CE. È da sottolineare che, per la prima volta, le direttive si estendono anche agli apparecchi di natura meccanica, idraulica e pneumatica, e non più solamente alle apparecchiature elettriche, come fino ad oggi contemplato.

In rapporto alla Direttiva Macchine 2006/42/CE bisogna precisare che la direttiva 2014/34/UE si pone come un complesso di requisiti molto specifici e particolareggiati in relazione ai pericoli derivanti da atmosfere potenzialmente esplosive mentre la direttiva Macchine, a riguardo della sicurezza contro il rischio di esplosioni, contiene solo requisiti di carattere molto generale (allegato I).

Pertanto, per quanto riguarda la protezione contro l'esplosione in presenza di atmosfera potenzialmente esplosiva, prevale e deve essere applicata la direttiva 2014/34/UE. Per tutti gli altri rischi riguardanti i macchinari devono essere applicati anche i requisiti di cui alla direttiva Macchine.

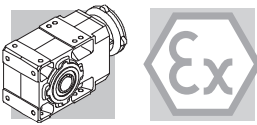
47.3 Livelli di protezione per le varie categorie di apparecchi

Le varie categorie di apparecchi devono essere in grado di funzionare conformemente ai parametri operativi stabiliti dal fabbricante, a determinati livelli di protezione.

La disponibilità di prodotti BONFIGLIOLI RIDUTTORI è evidenziata dalle celle in colore grigio.

(C 2)

Livello di protezione	Categoria		Tipo di protezione	Condizioni di funzionamento
	Gruppo I	Gruppo II		
Molto elevato	M1		Due mezzi di protezione indipendenti o sicurezza garantita anche qualora si manifestino due guasti indipendenti uno dall'altro.	Gli apparecchi restano alimentati e in funzione anche in presenza di atmosfera esplosiva.
Molto elevato		1	Due mezzi di protezione indipendenti o sicurezza garantita anche qualora si manifestino due guasti indipendenti uno dall'altro.	Gli apparecchi restano alimentati e in funzione nelle zone 0, 1, 2 (G) e/o nelle zone 20, 21, 22 (D).
Elevato	M2		Protezione adatta al funzionamento normale e a condizioni di funzionamento gravose.	Agli apparecchi viene interrotta l'alimentazione in presenza di atmosfera potenzialmente esplosiva.
Elevato		2	Protezione adatta al funzionamento normale e a disturbi frequenti o apparecchi in cui si tenga normalmente conto dei guasti.	Gli apparecchi restano alimentati e in funzione nelle zone 1, 2 (G) e/o nelle zone 21, 22 (D).
Normale		3	Protezione adatta al funzionamento normale.	Gli apparecchi restano alimentati e in funzione nelle zone 2 (G) e/o 22 (D).



47.4 Definizione dei gruppi

Gruppo I Comprende gli apparecchi destinati a essere utilizzati nei lavori in sotterraneo nelle miniere e nei loro impianti di superficie, esposti al rischio di sprigionamento di grisù e/o polveri combustibili.

Gruppo II Comprende gli apparecchi destinati a essere utilizzati in altri ambienti in cui vi sono probabilità che si manifestino atmosfere esplosive.

È esclusa qualunque installazione di apparecchi BONFIGLIOLI RIDUTTORI in applicazioni minerarie, classificabili come **gruppo I** e **gruppo II**, categoria 1.

In sintesi, l'insieme di classificazioni degli apparecchi in gruppi, categorie e zone può essere rappresentato dallo schema seguente, nel quale la disponibilità di prodotti BONFIGLIOLI RIDUTTORI è ancora evidenziata dalle celle in colore grigio.

(C 3)

Gruppo	I		II					
	Miniere, grisù		Altre aree potenzialmente esplosive per presenza di gas o polveri					
Categoria	M1	M2	1		2		3	
Atmosfera ⁽¹⁾			G	D	G	D	G	D
Zona			0	20	1	21	2	22
Tipo di protezione riduttore					Ex h Gb	Ex h Db	Ex h Gc	Ex h Dc

⁽¹⁾ G = gas D = polvere

I prodotti qui descritti sono conformi ai requisiti minimi dettati dalla direttiva europea 2014/34/UE, facente parte delle direttive conosciute come ATEX (ATmosphères EXplosibles).

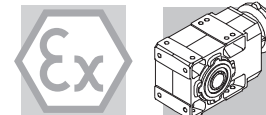
47.5 Dichiarazione di conformità

La Dichiarazione di Conformità, è il documento che attesta la conformità del prodotto alla direttiva 2014/34/UE.

La validità del certificato è legata al rispetto delle istruzioni che sono specificate nel Manuale d'uso, installazione e manutenzione per l'uso in sicurezza del prodotto, in tutte le fasi della sua vita attiva. L'utente è invitato a dotarsene scaricandolo all'indirizzo www.bonfiglioli.com dove il Manuale è disponibile in diverse lingue e nel formato pdf.

Di particolare rilievo sono le prescrizioni relative alle condizioni ambientali che, se non rispettate in condizione di funzionamento, fanno decadere la validità del certificato stesso.

In caso di dubbio sulla validità della Dichiarazione di Conformità contattare il servizio tecnicocommerciale di BONFIGLIOLI RIDUTTORI.



48 SELEZIONE

Per selezionare correttamente un riduttore o un riduttore predisposto per motore IEC in versione ATEX, è necessario verificare meccanicamente il riduttore applicando determinati fattori di servizio e parallelamente eseguire la verifica termica.

48.1 Verifica meccanica

Facendo riferimento alle coppie M_{n2} dichiarate a catalogo relative a $n_1 = 1400 \text{ min}^{-1}$, applicare il seguente fattore di servizio:

Per le configurazioni HS, utilizzare il fattore di servizio **f ATEX = 1.25**, ad eccezione delle configurazioni riportate nella tabella seguente per le quali **f ATEX = 1.4**:

Taglia	N° stadi	Rapporto di riduzione
A 10	2	$10.6 \leq i \leq 32.2$
A 30	2	$10.5 \leq i \leq 66$
A 35	2	$13.1 \leq i \leq 82.5$
A 41	2	$13.8 \leq i \leq 79.2$

Ne risulta **$M_2 \text{ ATEX} = M_{n2} / f \text{ ATEX}$**

Per le configurazioni IEC, selezionare esclusivamente combinazioni motoriduttore aventi fattore di servizio ≥ 1.4

Velocità in ingresso: per funzionamenti con velocità superiori a 1400 min^{-1} contattare il servizio tecnico Bonfiglioli.

Carichi radiali ammissibili in ingresso: **$R_1 \text{ ATEX} = R_{n1} / 1.5$**

Carichi radiali ammissibili in uscita: **$R_2 \text{ ATEX} = R_{n2}$**


48.2 Verifica termica (valida anche per il prodotto standard)

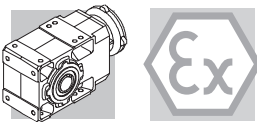
La potenza termica **P_t** è calcolata tramite la seguente formula:

$$P_t = P_{tB} \times f_{Ta} \times f_{ratio} \times f_{POS} \times f_{INT} \times f_{AIR}$$

Potenza termica di base **P_{tB}** , valori riportati nella tabella seguente e validi nelle seguenti condizioni operative:

- Posizione di montaggio B3
- Velocità in ingresso 1400 min^{-1} e 2800 min^{-1}
- Temperatura ambiente 20°C
- Ampi spazi al coperto (velocità aria $\leq 1.4 \text{ m/s}$)
- Altitudine $\leq 1000 \text{ m}$

$P_{tB} \text{ [kW] @ } T_a 20^\circ\text{C}$		
	$n_1 = 1400 \text{ min}^{-1}$	$n_1 = 2800 \text{ min}^{-1}$
A 05	2.0	1.5
A 10	2.1	1.5
A 20	6.0	5.4
A 30	8.0	6.6
A 35	9.5	8.2



A 41	11.5	9.6
A 50	20	18
A 55	21	18
A 60	27	23
A 70	31	24
A 80	44	33
A 90	64	48

f_{Ta} = Fattore di correzione della temperatura ambiente

Temperatura ambiente °C	f_{Ta}
20	1.0
30	0.88
40	0.76

f_{ratio} = Fattore di correzione in funzione del rapporto di riduzione

Taglia riduttore	f_{ratio}	
A05 - A60	0.8 se $i \leq 17$	1 se $i > 17$
A70 - A90	0.8 se $i \leq 13$	1 se $i > 13$

f_{POS} = Fattore di correzione in funzione della posizione di montaggio

Posizione montaggio	Coeff. correttivo f_{POS}
B3	1.00
B8	1.00
B6	0.9
B7	0.9
VA	0.8
VB	0.8

f_{INT} = Fattore di correzione per funzionamento intermittente

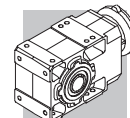
Grado di funzionamento intermittente %	f_{INT}
100	1.00
80	1.05
70	1.15
40	1.35
20	1.80

f_{AIR} = Fattore di correzione per tipo di ambiente

Velocità dell'aria [m/s]	f_{AIR}
Velocità dell'aria ≤ 0.5 m/s, spazi confinati (al coperto)	0.75
Air velocity ≤ 1.4 m/s, ampi spazi (al coperto)	1.00

Per condizioni applicative diverse da quelle descritte a catalogo contattare il Servizio Tecnico Bonfiglioli

La condizione da verificare è la seguente: $Pr1 \leq Pt$



49 INSTALLAZIONE, USO E MANUTENZIONE



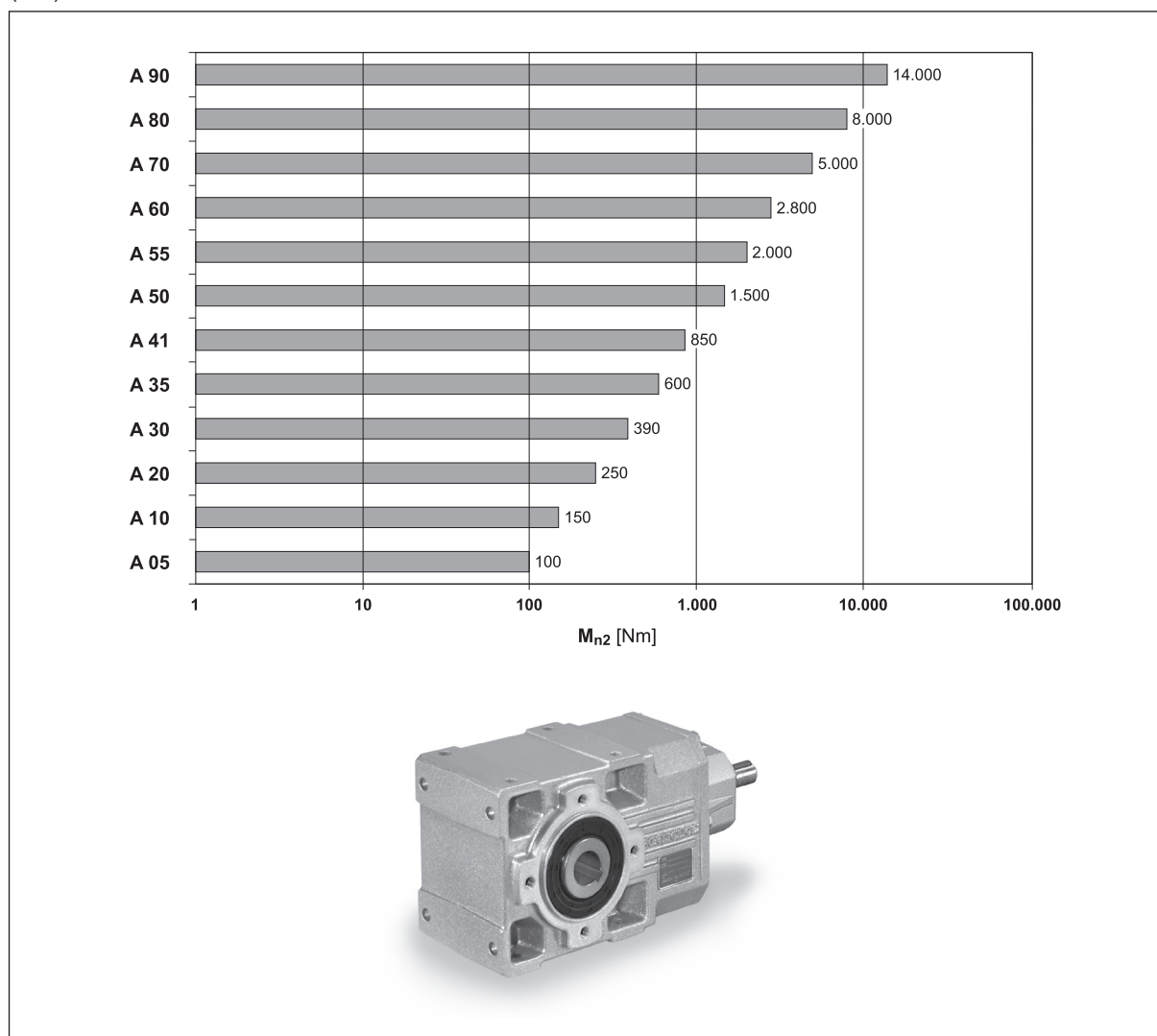
Tutte le prescrizioni relative all'installazione, uso e manutenzione del prodotto sono specificate nel relativo Manuale. L'utente è invitato a dotarsene scaricandolo all'indirizzo www.bonfiglioli.com dove il Manuale è disponibile in diverse lingue e nel formato pdf.

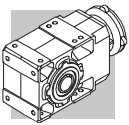
Il documento dovrà essere conservato in luogo idoneo, in prossimità dell'installazione del riduttore, per il riferimento di tutto il personale che è autorizzato ad interagire con il prodotto, per tutto l'arco della vita dello stesso.

50 CARATTERISTICHE COSTRUTTIVE DEI GRUPPI ATEX

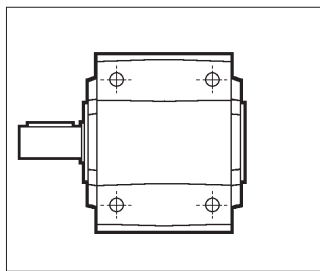
- Dotazione di tappi di servizio per il controllo periodico del livello di lubrificante.
- Dotazione di tappi di sfiato con valvola anti-intrusione.
- Carica di lubrificante, di tipo sintetico, effettuata originariamente in fabbrica, in funzione della posizione di montaggio specificata nell'ordinativo.
- Anelli di tenuta in Fluoro-elastomero.
- Assenza di particolari in plastica.
- Marcatura nella targa identificativa della categoria di prodotto e del tipo di protezione.
- Componentistica compatibile con le temperature limite previste.
- Dotazione di rilevatori termosensibili.

(C 4)





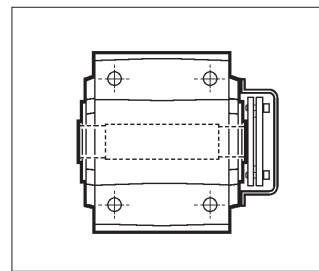
51 FORME COSTRUTTIVE



UR

Albero lento a singola sporgenza

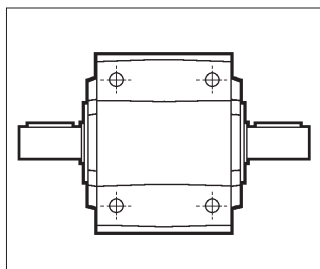
A 10 ... A 90



US

Albero lento cavo e calettatore

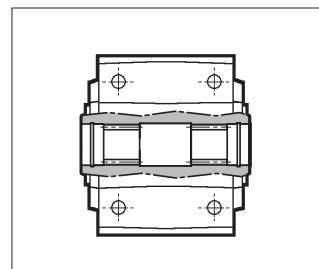
A 05 ... A 90



UD

Albero lento bisporgente

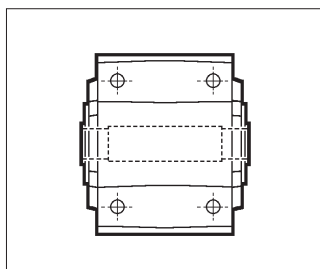
A 10 ... A 90



UV

Albero lento scanalato DIN 5480

A 20 ... A 60



UH

Albero lento cavo con cava per linguetta

A 05 ... A 90

Forme costruttive con flangia riportata

Gli schemi riportati evidenziano le flange applicabili alle forme costruttive base e la loro collocazione (1,2).

UR F1...

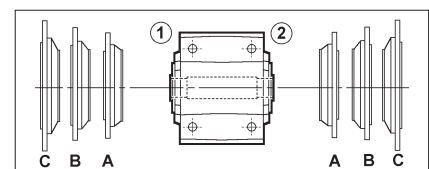
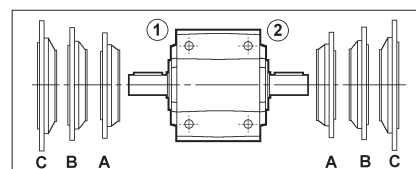
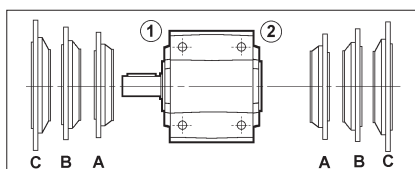
UR F2...

UD F1...

UD F2...

UH... F1...

UH... F2...

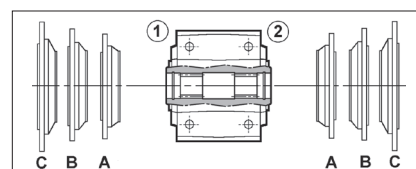
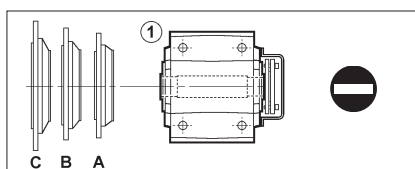


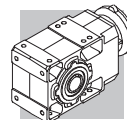
US F1...

US F2...

UV F1...

UV F2...





RIDUTTORE

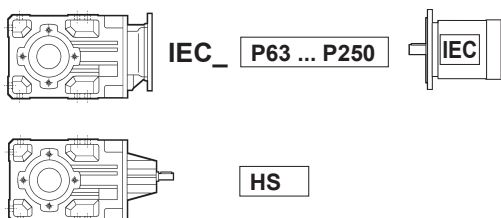
A 50 3 UH50 F1A 99.5 P90 B3 EX

OPZIONI

POSIZIONE DI MONTAGGIO

B3 (Standard), **B6**, **B7**, **B8**, **VA**, **VB**

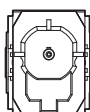
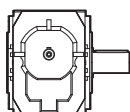
DESIGNAZIONE INGRESSO



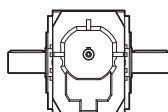
RAPPORTO DI RIDUZIONE

GRANDEZZA E POSIZIONE FLANGIA DI USCITA
(specificare solo se richiesta)**F** = Versione flangiata**1, 2** = Posizione flangia**A, B, C** = Grandezza flangia

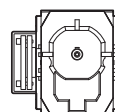
FORMA COSTRUTTIVA

**UH_****UR**

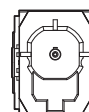
(A 10...A 90)

**UD**

(A 10...A 90)

**US**

(A 05...A 90)

**UV**

(A 20...A 60)

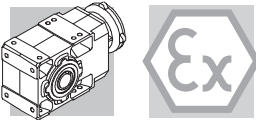
A 05	A 10	A 20	A 30	A 35	A 41	A 50	A 55	A 60	A 70	A 80	A 90
UH25	UH25	UH30	UH35	UH40	UH45	UH50	UH60	UH60	UH70	UH80	UH90
—	UH30	UH35	UH40	UH35	UH40	UH55	UH50	UH70	UH80	UH90	UH100

STADI DI RIDUZIONE

2 (A 05...A 60), **3** (A 20...A 90), **4** (A 50...A 90)

GRANDEZZA RIDUTTORE

05, 10, 20, 30, 35, 41, 50, 55, 60, 70, 80, 90TIPO RIDUTTORE: **A** = riduttori ad assi ortogonali



Opzioni riduttori

EX

Il riduttore può essere installato nelle zone 1 e 21 (categorie 2G e 2D)
La temperatura superficiale max dell'apparecchiatura è 135 °C.

PROVE DOCUMENTALI

AC - Attestato di conformità


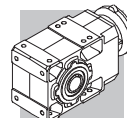
Documento il cui rilascio attesta la conformità del prodotto all'ordinativo e la costruzione dello stesso in conformità alle procedure standard di processo e di controllo previste dal sistema di Qualità Bonfiglioli Riduttori.

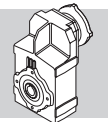
CC - Certificato di collaudo

La specifica comporta la conduzione di verifiche di conformità all'ordine, controlli visivi generali e verifiche strumentali delle dimensioni di accoppiamento. Sono inoltre condotti controlli generali di funzionamento a vuoto e verifiche della funzionalità delle guarnizioni di tenuta in modalità statica e in funzionamento. Il collaudo si applica ad un campione statistico del lotto di spedizione.

53 ALTRE INFORMAZIONI SUI RIDUTTORI E I MOTORIDUTTORI

Le posizioni di montaggio, i dati tecnici, le predisposizioni motore, i momenti d'inerzia e le dimensioni dei riduttori serie **A-EX (Atex)** non cambiano rispetto all'equivalente prodotto delle serie A. Tutte queste informazioni possono essere reperite nei relativi capitoli di questo catalogo.






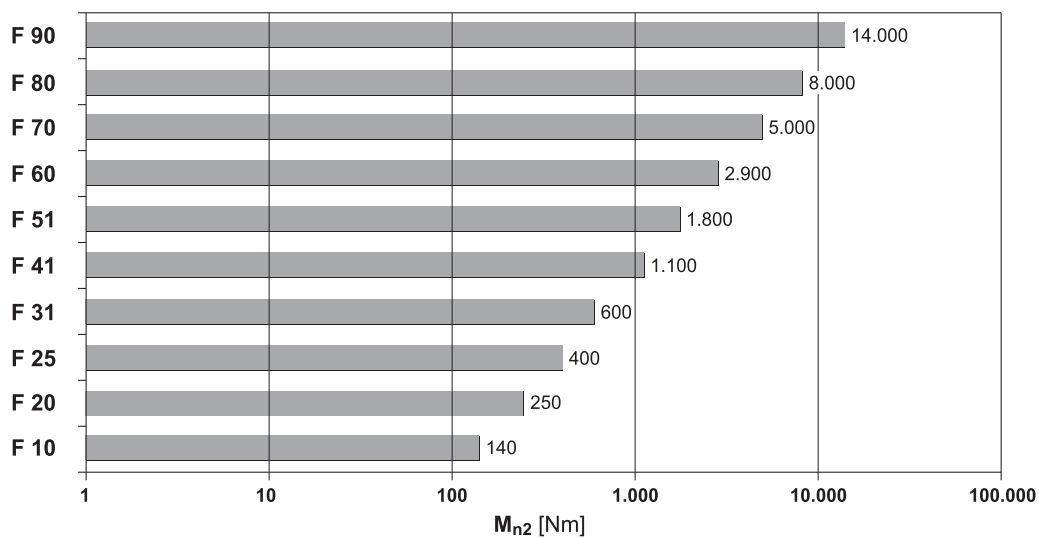
RIDUTTORI PENDOLARI SERIE F

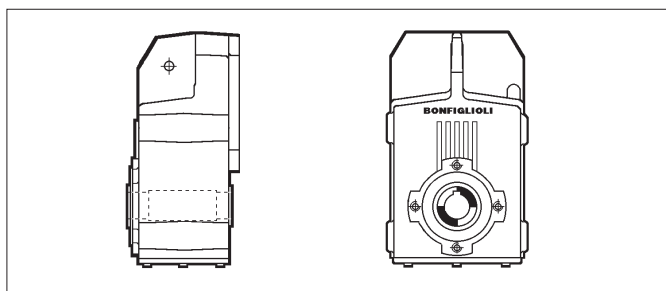
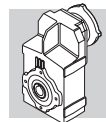
54 CARATTERISTICHE COSTRUTTIVE

Le caratteristiche costruttive salienti sono:

- modularità
- compattezza
- montaggi universali
- rendimenti elevati
- elevata silenziosità
- ingranaggi in acciaio legato cementati e temprati
- casse in alluminio non verniciate nelle grandezze 10, 20 e 25, casse in ghisa ad alta resistenza verniciate, nelle altre grandezze.

(D 44)

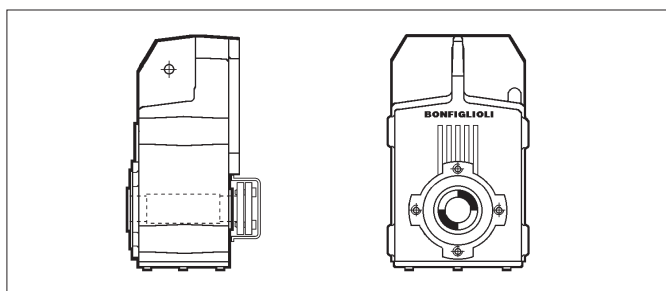




H

Albero lento cavo con cava per linguetta

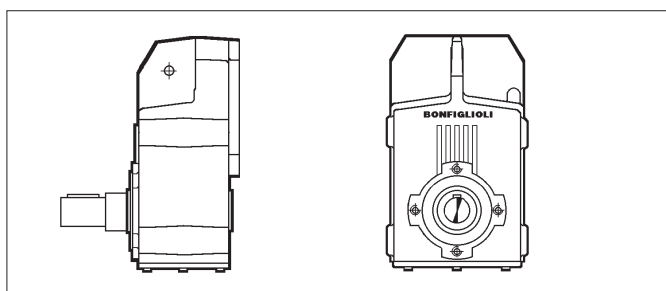
F 10 ... F 90



S

Albero lento cavo e calettatore

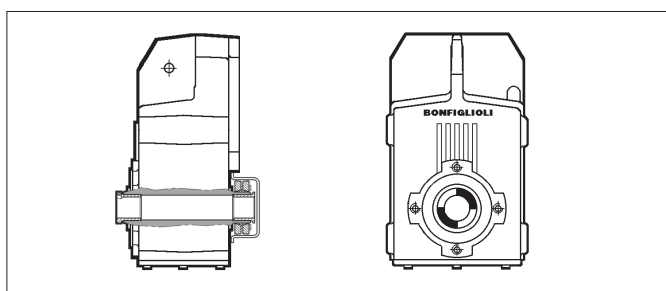
F 10 ... F 90



R

Albero lento cilindrico

F 10 ... F 90



QF (Quick-fit)

Albero con boccole di adattamento e giunto calettatore

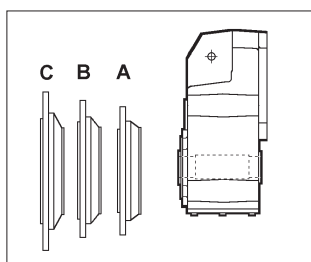
F 10 ... F 60

M _{n2 max} [Nm]	
F 25 QF30	350
F 41 QF42	850
F 41 QF45	1000
F 51 QF50	1750

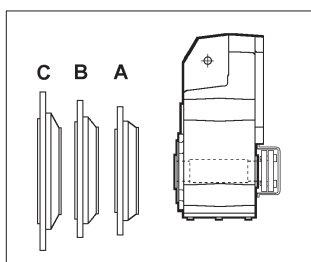
Forme costruttive con flangia riportata

Gli schemi riportati evidenziano le flange applicabili alle forme costruttive base.

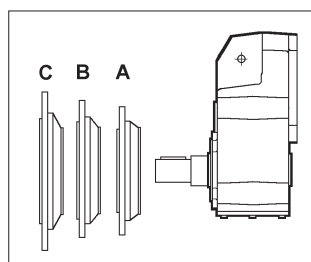
H... F...



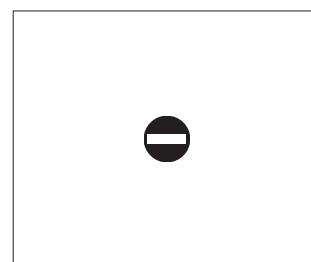
S F...

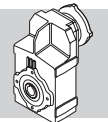


R F...



QF...





RIDUTTORE

F 10 2 H30 FA 9.8 S2 H5

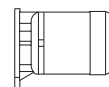
OPZIONI

POSIZIONE DI MONTAGGIO
H1 (Default), H2, H3, H4, H5, H6

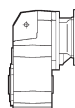
DESIGNAZIONE INGRESSO



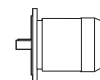
S05 ... S5



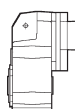
M - ME - MX - MXN



IEC_ P63 ... P250



BN - BE - BX - BXN



SK_
SC_



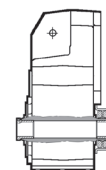
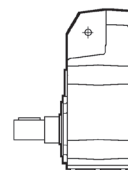
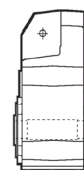
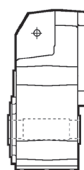
HS

RAPPORTO DI RIDUZIONE

GRANDEZZA E POSIZIONE FLANGIA DI USCITA
(specificare solo se richiesta)

F = Versione flangiata
A, B, C = Grandezza flangia

FORMA COSTRUTTIVA



	H									
	F 10	F 20	F 25	F 31	F 41	F 51	F 60	F 70	F 80	F 90
Standard	H25	H30	H35	H35	H40	H50	H60	H80	H90	H100
Alternative	H30	H35	H40	H40	H45	H55	H70	H70	H80	H90

(F 10...F 90)

(F 10...F 90)

(F 10...F 60)

← Diametri alternativi a richiesta

N° STADI DI RIDUZIONE

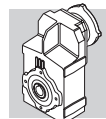
2 (F 10...F 51), 3 (F 20...F 90), 4 (F 31...F 90)

GRANDEZZA RIDUTTORE

10, 20, 25, 31, 41, 51, 60, 70, 80, 90

TIPO

F = Riduttore pendolare



MOTORE

FRENO

M 1LA 4 230/400-50 IP54 CLF W FD 7.5 R SB 220 SA

OPZIONI

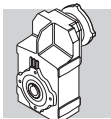
ALIMENTAZIONE
FRENOTIPO RADDRIZZATORE
AC/DC
NB, SB, NBR, SBRLEVA DI SBLOCCO FRENO
R, RM

COPPIA FRENANTE

TIPO FRENO
FD (freno c.c.)
FA (freno c.a.)POSIZIONE MORSETTIERA
W (default), **N, E, S**FORMA COSTRUTTIVA
— (motore integrato)
B5 (motore IEC)CLASSE ISOLAMENTO
CL F standard
CL H optionGRADO DI PROTEZIONE
IP55 standard (IP54 - motore autofrenante)TENSIONE - FREQUENZA
Per BXN/MXN vedi la sezione "Tensione & frequenza" sul catalogo EVOXNUMERO DI POLI
2, 4, 6, 2/4, 2/6, 2/8, 2/12, 4/6, 4/8GRANDEZZA MOTORE
0B ... 5LA (motore integrato)
63A ... 250MA (motore IEC)

TIPO MOTORE

MX-MXN = trifase integrato, classe IE3
BX-BXN = trifase IEC, classe IE3**ME** = trifase integrato, classe IE2
BE = trifase IEC, classe IE2**M** = trifase integrato, classe IE1
BN = trifase IEC, classe IE1



56.1 Opzioni riduttori



LUBRIFICAZIONE

I riduttori F10, F20, 25, F31 e F41, in configurazione standard, sono forniti provvisti di carica di lubrificante.

I riduttori F51, F60, F70, F80 e F90, in configurazione standard, sono forniti privi di lubrificante.

È possibile comunque, per tutte le taglie di riduttori, richiedere la fornitura, con una carica di lubrificante selezionabile, in accordo a quanto definito nella tabella seguente.

L'opzione non è disponibile per i riduttori F51, F60, F70, F80 e F90, nella posizione di montaggio H6.

LUBRIFICAZIONE	Tipo	Designazione	Produttore
LU	PoliAlfaOlefina (PAO)	OMALA S4 GX 150	
LY	PoliAlfaOlefina (PAO)	OMALA S4 GX 220	
LV	PoliAlfaOlefina (PAO)	OMALA S4 GX 320	
LW	PoliAlfaOlefina (PAO)	OMALA S4 GX 460	
LH	PolyGlicole (PAG)	OMALA S4 WE 150	
LS	PolyGlicole (PAG)	OMALA S4 WE 220	
LO*	PolyGlicole (PAG)	OMALA S4 WE 320	
LK	PolyGlicole (PAG)	OMALA S4 WE 460	
LN ^[1]	Base Minerale EP	OMALA S2 G 150	
LZ ^[1]	Base Minerale EP	OMALA S2 G 220	
LI ^[1]	Base Minerale EP	OMALA S2 G 320	
LJ ^[1]	Base Minerale EP	OMALA S2 G 460	
LA	Uso Alimentare	KLUBERSYNTH UH1 6-150	
LB	Uso Alimentare	KLUBERSYNTH UH1 6-220	
LC	Uso Alimentare	KLUBERSYNTH UH1 6-320	
LD	Uso Alimentare	KLUBERSYNTH UH1 6-460	

* Se non diversamente specificato, i riduttori F10, F20, F25, F31 e F41 sforniti con carica di lubrificante utilizzano olio OMALA S4 WE 320.

[1] L'impiego dell'olio minerale è consentito nei motoriduttori con fattore di servizio $f_s \geq 1,30$.

SO

I riduttori F 10...F 41 solitamente forniti con lubrificante da BONFIGLIOLI RIDUTTORI, sono forniti privi di lubrificante.

DV

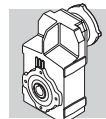
2 Anelli di tenuta sull'albero veloce. (Disponibile solo sui motoriduttori compatti).

VV

Anello di tenuta in fluoro-elastomero sull'albero veloce.

PV

Tutti gli anelli di tenuta in fluoro-elastomero.



AL, AR

A richiesta si può fornire il riduttore munito di dispositivo antiretro che permette la rotazione dell'albero lento solo nel senso desiderato. La tabella seguente indica i riduttori nei quali è possibile applicare il dispositivo antiretro.

(D 45)

F 31 2*	F 41 2 ⊖ (6.7; 10.8)					
F 31 3*	F 41 3	F 51 3	F 60 3	F 70 3	F 80 3	F 90 3
		F 51 4	F 60 4	F 70 4	F 80 4	F 90 4

* La fornitura del dispositivo antiretro esclude la dotazione di flange per servomotore del tipo S_60A, S_60B, S_80A.

In fase d'ordine specificare il senso di rotazione libera mediante le opzioni AL o AR (tabella D46) nella designazione riduttore o in quella del motore.



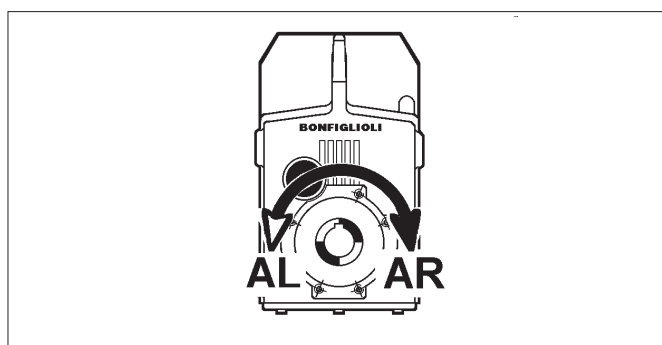
N.B. Quando l'intervento del dispositivo antiretro è richiesto in maniera ripetitiva verificare che la coppia all'albero lento, risultante dall'applicazione del carico, non superi il 70% della coppia nominale M_{n2} per lo specifico riduttore.

FL

A richiesta i riduttori F 10...F 41 possono essere forniti con i piani laterali spianati e forati per consentirne il fissaggio.

La tabella seguente riporta le dimensioni dei fori e i relativi interassi. Il suddetto allestimento è fornito di serie per i riduttori da F 51 a F 90.

(D 46)



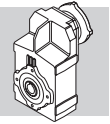
IHB

Per le applicazioni dove il rapporto tra la coppia nominale del riduttore M_{n2} e la coppia richiesta M_{r2} :

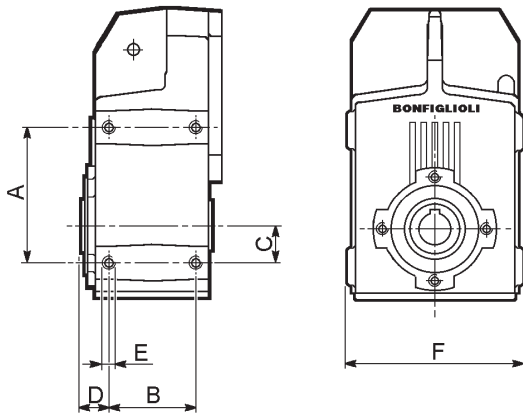
$$\frac{M_{n2}}{M_{r2}} \leq 1.5$$

alcuni riduttori possono essere richiesti con cuscinetti a capacità di carico maggiorata specificando nell'ordine l'opzione **IHB**. L'opzione **IHB** è disponibile per tutti i riduttori forniti con ingresso attacco motore IEC: P160 - P180 - P200.

È consigliato contattare il Servizio Tecnico di Bonfiglioli per la verifica del caso puntuale.



(D 47)



	A	B	C	D	E	F
F 10	115	60	35	21.25	M8x16	163
F 20	130	70	40	26.5	M10x20	181
F 25	130	70	40	27.5	M10x20	181
F 31	147	80	45	30	M12x20	203
F 41	190	95	60	32.5	M12x22	235

BP

I riduttori, solitamente forniti con tappo di sfiato aperto, sono forniti con tappo di sfiato a valvola. La taratura della valvola in funzione delle tipologie può variare da 0,10 a 0,15 bar. La valvola si apre ad intervalli e permette l'uscita delle pressioni interne senza permettere l'ingresso di corpi estranei. Per la disponibilità dell'opzione vedere il capitolo "Posizioni di montaggio e tappi di servizio" del Manuale d'Uso e Manutenzione (disponibile su www.bonfiglioli.com).

Se necessario contattare il Servizio Tecnico Bonfiglioli.

STOCK LUNGO PERIODO

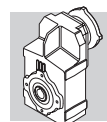
In presenza dell'opzione "Stock lungo periodo" il prodotto configurato viene fornito senza l'olio lubrificante standard ma con un liquido protettivo anticorrosivo per garantire l'integrità e la piena funzionalità del riduttore nei casi in cui l'unità non sarà subito installata ma sarà stoccata per un lungo periodo di tempo (installazione oltre i 6 mesi dalla data di consegna).

Le condizioni di garanzia sono valide 12 mesi dalla data di messa in servizio (con messa in servizio entro 24 mesi dalla data di consegna) o 24 mesi dalla data di consegna senza messa in servizio. Dopo due anni di giacenza, l'unità con opzione SL deve essere controllata dal centro assistenza Bonfiglioli. In caso di prodotto non adeguatamente conservato, un'offerta per il ripristino completo dell'unità verrà emessa da parte della Bonfiglioli.

Conclusa con successo l'attività di ripristino, le condizioni di garanzia ripartono dai 12 mesi dalla data di messa in servizio (con messa in servizio entro 24 mesi dalla data del ripristino) o dai 24 mesi dalla data del ripristino.

Applicabilità dell'opzione "Stock lungo periodo":

Taglia riduttore	Applicabilità dell'opzione Stock di lungo termine
F10 ... F31	Solo quando le opzioni di lubrificazione non sono attive (l'opzione SO è selezionata)
F41 ... F90	Solo quando le opzioni di lubrificazione non sono attive (LO, LH, LS, LK, LA, LB, LC, LD)





L'opzione "Stock lungo periodo" può essere richiesta in 2 versioni:

- **SLM Stock Lungo Periodo_Olio Minerale:** opzione avente olio protettivo anticorrosivo compatibile con tutti gli oli lubrificanti a base minerale elencati nel manuale Bonfiglioli "Installazione, uso e manutenzione" (MUM).

- **SLP Stock Lungo Periodo_Olio Poliglicole:** opzione avente olio protettivo anticorrosivo compatibile con tutti gli oli lubrificanti a base di poliglicole elencati nel manuale Bonfiglioli "Installazione, uso e manutenzione" (MUM).

Nota: è possibile selezionare una sola versione. Le opzioni SLM e SLP non possono coesistere.

Quando si configura un riduttore o un motoriduttore con opzione "Stock lungo periodo", è necessario conoscere il tipo di olio lubrificante che verrà utilizzato dal cliente durante il periodo di funzionamento (olio minerale o poliglicole). Prima di mettere in servizio un prodotto Bonfiglioli con opzione "Stock lungo periodo", assicurarsi che l'attività di riempimento dell'olio lubrificante avvenga tramite l'apposito tappo di riempimento (tappo di carico) determinato dalla posizione di montaggio indicata sulla targhetta. Per quanto riguarda i riduttori con lubrificazione a vita (vedi tabella sotto), la quantità di olio lubrificante da rabboccare non è indicata nel relativo manuale Bonfiglioli "Installazione, uso e manutenzione" (MUM). In questo caso, se l'opzione "Stock lungo periodo" è attiva, sarà necessario contattare il centro assistenza Bonfiglioli per ricevere queste informazioni.

Taglia riduttore	Quantità di lubrificante
F10 ... F41	 BONFIGLIOLI TECHNICAL SERVICE
F51 ... F90	

PROTEZIONE SUPERFICIALE

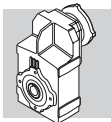
I riduttori, che laddove non viene richiesta una classe di protezione specifica, nelle zone verniciate (ferrose) rispettano come requisito minimo la classe di protezione C2 (UNI EN ISO 12944-2), sono forniti con protezione superficiale **C3** e **C4** per una migliore resistenza alla corrosione atmosferica, ottenute mediante verniciatura del gruppo completo.

(D 48)

PROTEZIONE SUPERFICIALE	Ambienti tipici	Temperatura superficiale max.	Classe di corrosività secondo UNI EN ISO 12944-2
C3	Ambienti urbani ed industriali, con umidità relativa dell'aria max.100% (inquinamento ambientale medio)	120°C	C3
C4	Aree industriali, zone costiere, impianti chimici, con umidità relativa dell'aria max.100% (inquinamento ambientale alto)	120°C	C4

I riduttori previsti con le protezioni opzionali **C3** e **C4** sono disponibili in diverse tinte.

Se non specificata nessuna tinta (vedere opzione "VERNICIATURA") la fornitura viene eseguita con la tinta RAL7042. A richiesta sono fornibili riduttori per classe di corrosività **C5** secondo UNI EN ISO 12944-2, contattando il ns. Servizio tecnico-Commerciale.



VERNICIATURA

I riduttori previsti con le protezioni opzionali C3 e C4 sono disponibili in diverse tinte, secondo la tabella seguente.

(D 49)

VERNICIATURA	Colore	Catalogazione RAL
RAL7042*	Grigio traffico A	7042
RAL5010	Blu genziana	5010
RAL9005	Nero intenso	9005
RAL9006	Alluminio brillante	9006
RAL9010	Bianco puro	9010
RAL7035	Grigio chiaro	7035
RAL7001	Grigio argento	7001
RAL5015	Blu cielo	5015
RAL7037	Grigio polvere	7037
RAL5024	Blu pastello	5024

* Colore di fornitura standard se non specificato diversamente

NOTA - L'opzione "VERNICIATURA" è configurabile esclusivamente in abbinamento con l'opzione "PROTEZIONE SUPERFICIALE".

PROVE DOCUMENTALI

AC - Attestato di conformità

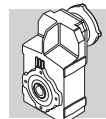
Documento il cui rilascio attesta la conformità del prodotto all'ordinativo e la costruzione dello stesso in conformità alle procedure standard di processo e di controllo previste dal sistema di Qualità Bonfiglioli Riduttori.

CC - Certificato di collaudo

La specifica comporta la conduzione di verifiche di conformità all'ordine, controlli visivi generali e verifiche strumentali delle dimensioni di accoppiamento. Sono inoltre condotti controlli generali di funzionamento a vuoto e verifiche della funzionalità delle guarnizioni di tenuta in modalità statica e in funzionamento. Il collaudo si applica ad un campione statistico del lotto di spedizione.

56.2 Accessori

Vedi paragrafo 66 di questo catalogo.

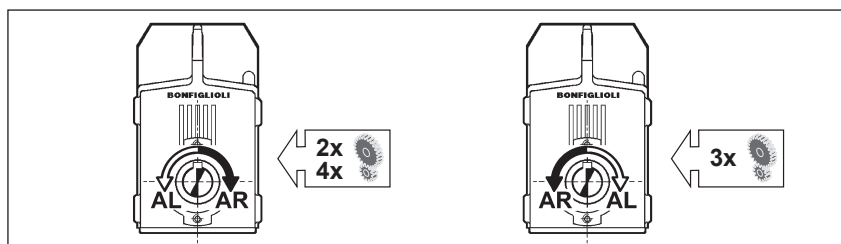


56.3 Opzioni motori

AL, AR

Per i motoriduttori equipaggiati con motore integrale serie M, ME o MX, è disponibile l'opzione antiretro collocata sul motore stesso e descritta nella sezione motori elettrici di questo catalogo. La tabella seguente mostra il senso di rotazione libera del riduttore in base alla quale dovrà essere effettuata la scelta dell'opzione.

(D 50)



Per ulteriori informazioni sulle opzioni, consultare i relativi capitoli nella sezione motori elettrici.

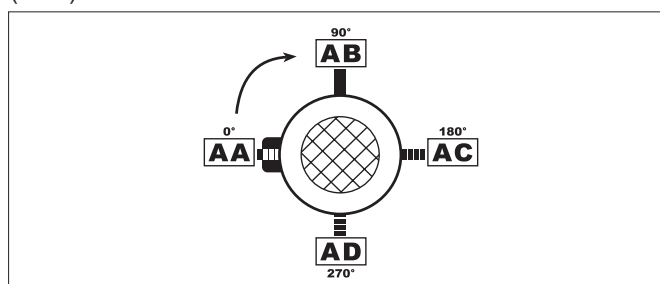
57 POSIZIONI DI MONTAGGIO E ORIENTAMENTO MORSETTIERA

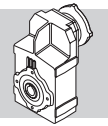
Gli orientamenti delle morsettiere dei motori sono identificati osservando il motore dal lato ventola; l'orientamento standard è evidenziato in nero (W).

Posizione angolare leva di sblocco freno.

Nei motori autofrenanti, la leva di sblocco freno (se richiesta) ha l'orientamento standard a 90° rispetto alla morsettiera (posizione AB); specificare con relative opzioni qualora l'orientamento desiderato sia diverso.

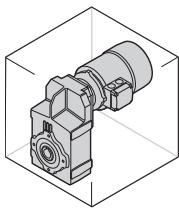
(D 51)



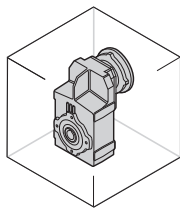


F ...

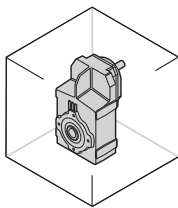
H1



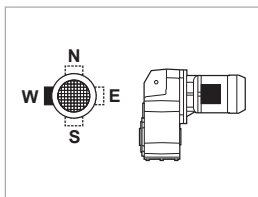
_S



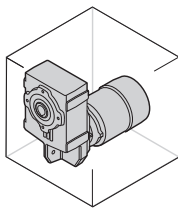
_P(IEC) _SK / _SC



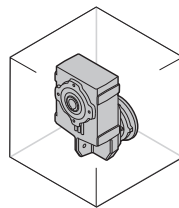
_HS



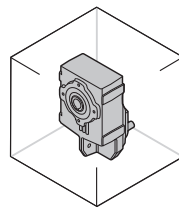
H2



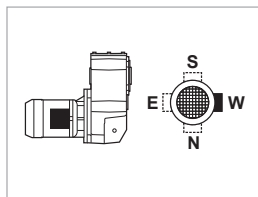
_S



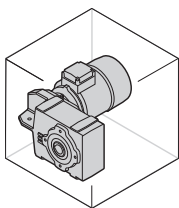
_P(IEC) _SK / _SC



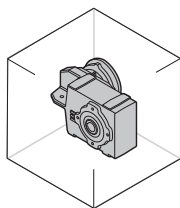
_HS



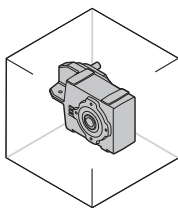
H3



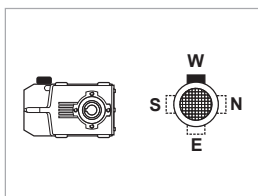
_S



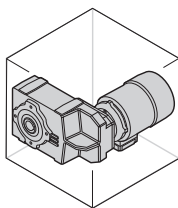
_P(IEC) _SK / _SC



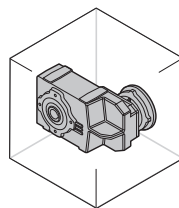
_HS



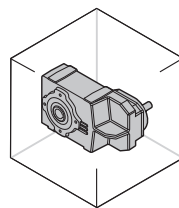
H4



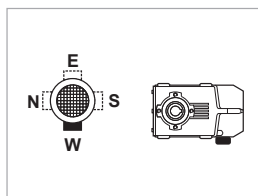
_S



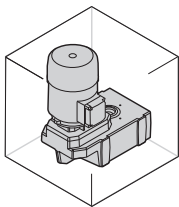
_P(IEC) _SK / _SC



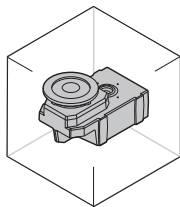
_HS



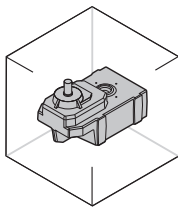
H5



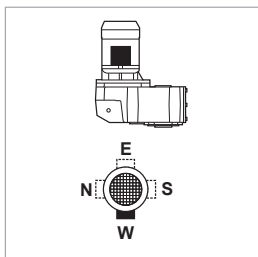
_S



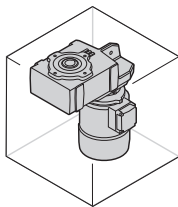
_P(IEC) _SK / _SC



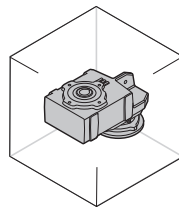
_HS



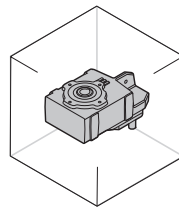
H6



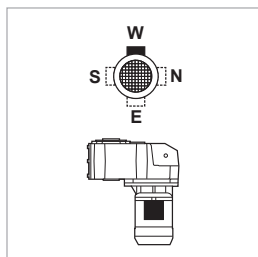
_S



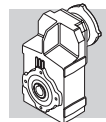
_P(IEC) _SK / _SC



_HS



W = Default



58 CARICHI RADIALI

Organi di trasmissione calettati sugli alberi di ingresso e/o di uscita del riduttore generano forze la cui risultante agisce in senso radiale sull'albero stesso.

L'entità di questi carichi deve essere compatibile con la capacità di sopportazione del sistema albero-cuscinetti del riduttore, in particolare il valore assoluto del carico applicato (R_{c1} per albero di ingresso, R_{c2} per albero di uscita) deve essere inferiore al valore nominale (R_{n1} per albero di ingresso, R_{n2} per albero di uscita) riportato nelle tabelle dati tecnici.

Nelle formule che seguono l'indice (1) si riferisce a grandezze relative all'albero veloce, l'indice (2) all'albero lento.

Il carico generato da una trasmissione esterna può essere calcolato, con buona approssimazione, tramite la formula seguente:

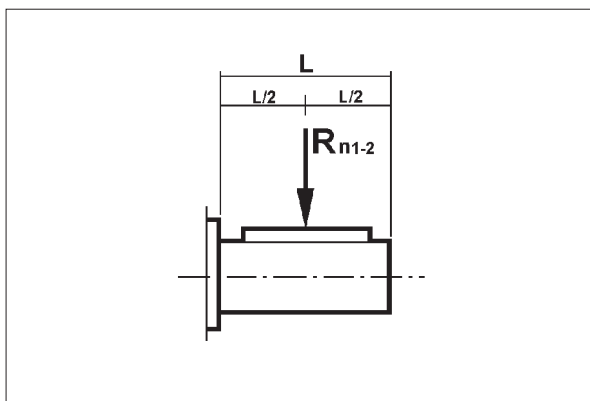
$$R_{c1} [N] = \frac{2000 \cdot M_1 [Nm] \cdot K_r}{d [mm]} \quad ; \quad R_{c2} [N] = \frac{2000 \cdot M_2 [Nm] \cdot K_r}{d [mm]} \quad (35)$$

(D 52)

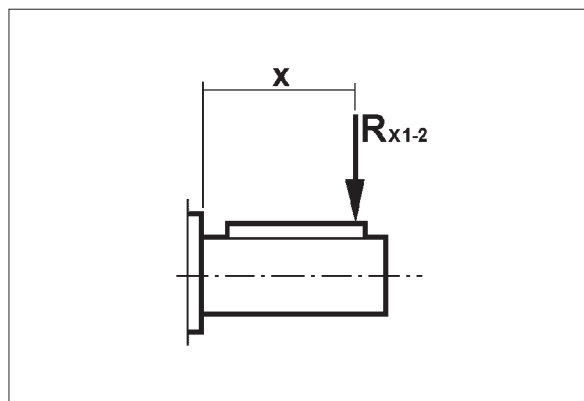
M_1 [Nm]	Coppia applicata all'albero veloce	$K_r = 1,25$	Trasmissione con ingranaggio
M_2 [Nm]	Coppia erogata all'albero lento	$K_r = 1,5$	Trasmissione a cinghia trapezoidale
d [mm]	Diametro primitivo dell'organo calettato sull'albero	$K_r = 2,0$	Trasmissione a cinghia piatta
$K_r = 1$	Trasmissione con catena		

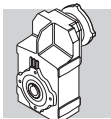
In base al punto di applicazione del carico sull'albero la verifica di compatibilità procederà in modi diversi e in particolare:

(D 53)



(D 54)





a) Applicazione in mezzeria, tab. (D53)

Il carico precedentemente calcolato si dovrà confrontare con il corrispondente valore nominale esposto a catalogo e dovrà verificarsi:

$$R_{c1} \leq R_{n1} \quad [\text{albero veloce}]$$

oppure

$$R_{c2} \leq R_{n2} \quad [\text{albero lento}]$$

b) Applicazione spostata dalla mezzeria, tab. (D54)

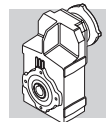
L'applicazione del carico ad una distanza "x" dalla battuta dell'albero comporta il ricalcolo del valore ammissibile a detta distanza.

Il nuovo valore è individuato con i simboli R_{x1} (ingresso) e R_{x2} (uscita) e si ricava dai valori di catalogo, rispettivamente R_{n1} e R_{n2} , tramite l'elaborazione del fattore:

$$\frac{a}{b+x} \quad (36)$$

(D 55)

	Costanti del riduttore					
	Albero lento			Albero veloce		
	a	b	c	a	b	c
F 10 2	123	100.5	450	21	1	300
F 20 2	145	115	600	40	20	350
F 20 3	145	115	600	21	1	300
F 25 2 - F 25 3	157.5	127.5	800	40	20	350
F 25 4	157.5	127.5	800	21	1	300
F 31 2 - F 31 3	165	135	850	38.5	18.5	350
F 31 4	165	135	850	21	1	300
F 41 2 - F 41 3	191.5	151.5	1000	49.5	24.5	450
F 41 4	191.5	151.5	1000	40	20	350
F 51 2 - F 51 3	233.5	183.5	1300	49.5	24.5	450
F 51 4	233.5	183.5	1300	38.5	18.5	350
F 60 3	258.5	198.5	1100	55.5	25.5	600
F 60 4	258.5	198.5	1100	49.5	24.5	450
F 70 3	342	277	1600	86	31	1000
F 70 4	342	277	1600	49.5	24.5	450
F 80 3	386.5	301.5	1800	86	31	1000
F 80 4	386.5	301.5	1800	49.5	24.5	450
F 90 3	458.5	353.5	2400	116	46	1400
F 90 4	458.5	353.5	2400	49.5	24.5	450



La procedura di verifica comporta passi successivi che sono qui descritti.

ALBERO VELOCE

1. Calcolo di:

$$R_{x1} = R_{n1} \cdot \frac{a}{b+x} \quad (37)$$

N.B. A condizione che:

$$\frac{L}{2} \leq x \leq c \quad (38)$$

Infine si dovrà verificare che:

$$R_{c1} \leq R_{x1} \quad (39)$$

ALBERO LENTO

1. Calcolo di:

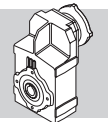
$$R_{x2} = R_{n2} \cdot \frac{a}{b+x} \quad (40)$$

N.B. A condizione che:

$$\frac{L}{2} \leq x \leq c \quad (41)$$

Infine si dovrà verificare che:

$$R_{c2} \leq R_{x2} \quad (42)$$



59 CARICHI ASSIALI, A_{n1} , A_{n2}

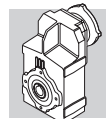
I valori di carico assiale ammissibile sugli alberi veloce [A_{n1}] e lento [A_{n2}] si possono ricavare con riferimento al corrispondente valore di carico radiale [R_{n1}] e [R_{n2}] tramite le espressioni che seguono:

$$\begin{aligned} A_{n1} &= R_{n1} \cdot 0.2 \\ A_{n2} &= R_{n2} \cdot 0.2 \end{aligned} \quad (43)$$


I valori di carico assiale ammissibile così calcolati si riferiscono al caso di forze assiali agenti contemporaneamente ai carichi radiali nominali.

Nel solo caso in cui il valore del carico radiale agente sull'albero del riduttore sia nullo, si può considerare il carico assiale ammissibile [A_n] pari al 50% del valore di carico radiale ammissibile [R_n] sullo stesso albero.



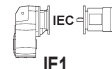

In presenza di carichi assiali eccedenti il valore ammissibile, o di forze assiali fortemente prevalenti sui carichi radiali, è consigliabile contattare il Servizio Tecnico di Bonfiglioli Riduttori per una verifica puntuale.

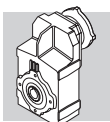


60 DATI TECNICI MOTORIDUTTORI


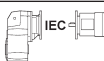
 La scelta dei motori prende in considerazione i requisiti della Direttiva 2009/125/CE (vedi sezione M di questo catalogo). Quando la potenza nominale del motore è inferiore a 0,12kW, possono essere forniti motori BN/M. A partire dal 1 luglio 2021 la Direttiva 2009/125/CE si applicherà anche ai motori dotati di freno e ai motori a 8 poli.

0.09 kW


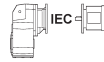
n_2 min ⁻¹	M_2 Nm	S	i	R_{n2} N	 IE1		 IE1	
0.40	1945	2.6	2188	35000			F704_2188 P63 BN63A6	493
0.50	1526	3.4	1717	35000			F704_1717 P63 BN63A6	493
0.62	1254	0.9	1411	8500	F414_1411 S05 M05A6	480	F414_1411 P63 BN63A6	481
0.73	1079	1.0	1213	8500	F414_1213 S05 M05A6	480	F414_1213 P63 BN63A6	481
0.81	971	1.1	1092	8500	F414_1092 S05 M05A6	480	F414_1092 P63 BN63A6	481
0.90	874	1.3	982.4	8500	F414_982.4 S05 M05A6	480	F414_982.4 P63 BN63A6	481
0.98	801	1.4	900.5	8500	F414_900.5 S05 M05A6	480	F414_900.5 P63 BN63A6	481
1.1	724	1.5	813.8	8500	F414_813.8 S05 M05A6	480	F414_813.8 P63 BN63A6	481
1.2	678	0.9	762.3	6500	F314_762.3 S05 M05A6	476	F314_762.3 P63 BN63A6	477
1.2	658	1.7	739.4	8500	F414_739.4 S05 M05A6	480	F414_739.4 P63 BN63A6	481
1.3	610	1.0	685.6	6500	F314_685.6 S05 M05A6	476	F314_685.6 P63 BN63A6	477
1.3	614	1.8	690.1	8500	F414_690.1 S05 M05A6	480	F414_690.1 P63 BN63A6	481
1.4	551	1.1	619.9	6500	F314_619.9 S05 M05A6	476	F314_619.9 P63 BN63A6	477
1.5	515	1.2	578.6	6500	F314_578.6 S05 M05A6	476	F314_578.6 P63 BN63A6	477
1.6	489	2.2	549.8	8500	F414_549.8 S05 M05A6	480	F414_549.8 P63 BN63A6	481
1.7	469	0.9	527.3	6500	F254_527.3 S05 M05A6	472	F254_527.3 P63 BN63A6	473
1.7	469	1.3	527.8	6500	F314_527.8 S05 M05A6	476	F314_527.8 P63 BN63A6	477
1.9	414	1.0	466.0	6500	F254_466.0 S05 M05A6	472	F254_466.0 P63 BN63A6	473
1.9	411	1.5	462.6	6500	F314_462.6 S05 M05A6	476	F314_462.6 P63 BN63A6	477
2.0	387	1.0	434.9	6500	F254_434.9 S05 M05A6	472	F254_434.9 P63 BN63A6	473
2.0	386	2.9	433.7	8500	F414_433.7 S05 M05A6	480	F414_433.7 P63 BN63A6	481
2.1	372	1.6	418.9	6500	F314_418.9 S05 M05A6	476	F314_418.9 P63 BN63A6	477
2.2	350	1.1	393.9	6500	F254_393.9 S05 M05A6	472	F254_393.9 P63 BN63A6	473
2.4	340	1.8	374.4	6500			F313_374.4 P63 BN63A6	477
2.6	302	2.0	332.8	6500			F313_332.8 P63 BN63A6	477
2.6	313	3.5	344.8	8500			F413_344.8 P63 BN63A6	481
2.8	288	0.9	316.9	4000	F203_316.9 S05 M05A6	468	F203_316.9 P63 BN63A6	469
3.0	267	2.2	293.8	6500			F313_293.8 P63 BN63A6	477
3.1	259	1.0	285.2	4000	F203_285.2 S05 M05A6	468	F203_285.2 P63 BN63A6	469
3.4	232	1.1	255.3	4000	F203_255.3 S05 M05A6	468	F203_255.3 P63 BN63A6	469
3.5	230	2.6	253.6	6500			F313_253.6 P63 BN63A6	477
3.9	207	2.9	228.2	6500			F313_228.2 P63 BN63A6	477
4.2	190	1.3	209.3	4000	F203_209.3 S05 M05A6	468	F203_209.3 P63 BN63A6	469
4.4	184	3.3	202.3	6500			F313_202.3 P63 BN63A6	477
4.8	168	1.5	184.9	4000	F203_184.9 S05 M05A6	468	F203_184.9 P63 BN63A6	469
5.1	157	1.6	172.6	4000	F203_172.6 S05 M05A6	468	F203_172.6 P63 BN63A6	469
5.6	142	1.8	156.3	4000	F203_156.3 S05 M05A6	468	F203_156.3 P63 BN63A6	469
6.7	123	2.0	132.2	4000	F202_132.2 S05 M05A6	468	F202_132.2 P63 BN63A6	469
6.9	118	1.2	127.1	2800	F102_127.1 S05 M05A6	464	F102_127.1 P63 BN63A6	465

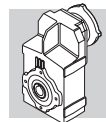


0.09 kW

n ₂ min ⁻¹	M ₂ Nm	S	i	R _{n2} N	 IE1		 IE1	
7.7	106	2.4	114.3	4000	F202_114.3 S05 M05A6	468	F202_114.3 P63 BN63A6	469
8.3	98	1.4	106.0	2800	F102_106.0 S05 M05A6	464	F102_106.0 P63 BN63A6	465
8.7	94	2.6	101.6	4000	F202_101.6 S05 M05A6	468	F202_101.6 P63 BN63A6	469
9.6	85	1.6	91.5	2800	F102_91.5 S05 M05A6	464	F102_91.5 P63 BN63A6	465
9.7	84	3.0	90.4	4000	F202_90.4 S05 M05A6	468	F202_90.4 P63 BN63A6	469
10.8	75	1.9	81.3	2800	F102_81.3 S05 M05A6	464	F102_81.3 P63 BN63A6	465
11.5	71	3.5	76.8	4000	F202_76.8 S05 M05A6	468	F202_76.8 P63 BN63A6	469
12.4	66	2.1	71.1	2800	F102_71.1 S05 M05A6	464	F102_71.1 P63 BN63A6	465
14.0	58	2.4	63.0	2800	F102_63.0 S05 M05A6	464	F102_63.0 P63 BN63A6	465
15.5	53	2.7	56.7	2800	F102_56.7 S05 M05A6	464	F102_56.7 P63 BN63A6	465
18.1	45	3.1	48.7	2800	F102_48.7 S05 M05A6	464	F102_48.7 P63 BN63A6	465
19.7	41	3.4	44.7	2800	F102_44.7 S05 M05A6	464	F102_44.7 P63 BN63A6	465
22.2	37	3.8	39.6	2800	F102_39.6 S05 M05A6	464	F102_39.6 P63 BN63A6	465
24.9	33	4.3	35.3	2800	F102_35.3 S05 M05A6	464	F102_35.3 P63 BN63A6	465
26.7	31	4.6	33.0	2800	F102_33.0 S05 M05A6	464	F102_33.0 P63 BN63A6	465
29.7	28	5.1	29.6	2800	F102_29.6 S05 M05A6	464	F102_29.6 P63 BN63A6	465
34	24	5.9	25.8	2800	F102_25.8 S05 M05A6	464	F102_25.8 P63 BN63A6	465
39	21	6.6	22.8	2800	F102_22.8 S05 M05A6	464	F102_22.8 P63 BN63A6	465
46	18	7.8	19.3	2800	F102_19.3 S05 M05A6	464	F102_19.3 P63 BN63A6	465
52	16	8.9	17.0	2800	F102_17.0 S05 M05A6	464	F102_17.0 P63 BN63A6	465
60	14	10.1	14.6	2700	F102_14.6 S05 M05A6	464	F102_14.6 P63 BN63A6	465
68	12	10.3	13.0	2600	F102_13.0 S05 M05A6	464	F102_13.0 P63 BN63A6	465
76	11	10.3	11.5	2500	F102_11.5 S05 M05A6	464	F102_11.5 P63 BN63A6	465
90	9	11.8	9.8	2370	F102_9.8 S05 M05A6	464	F102_9.8 P63 BN63A6	465
103	8	11.8	8.6	2270	F102_8.6 S05 M05A6	464	F102_8.6 P63 BN63A6	465
119	7	13.2	7.4	2160	F102_7.4 S05 M05A6	464	F102_7.4 P63 BN63A6	465

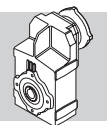
0.12 kW

n ₂ min ⁻¹	M ₂ Nm	S	i	R _{n2} N	 IE1		 IE1	
0.40	2623	1.9	2188	35000			F704_2188 P63 BN63B6	493
0.51	2058	2.5	1717	35000			F704_1717 P63 BN63B6	493
0.60	1742	2.9	2188	35000			F704_2188 P63 BN63A4	493
0.65	1607	3.1	2019	35000			F704_2019 P63 BN63A4	493
0.76	1368	2.1	1141	20000			F604_1141 P63 BN63B6	489
0.89	1178	0.9	982.4	8500	F414_982.4 S05 M05B6	480	F414_982.4 P63 BN63B6	481
0.96	1090	1.0	1411	8500	F414_1411 S05 M05A4	480	F414_1411 P63 BN63A4	481
1.1	938	1.2	1213	8500	F414_1213 S05 M05A4	480	F414_1213 P63 BN63A4	481
1.2	844	1.3	1092	8500	F414_1092 S05 M05A4	480	F414_1092 P63 BN63A4	481
1.4	759	1.4	982.4	8500	F414_982.4 S05 M05A4	480	F414_982.4 P63 BN63A4	481
1.5	696	1.6	900.5	8500	F414_900.5 S05 M05A4	480	F414_900.5 P63 BN63A4	481
1.6	643	0.9	831.6	6500	F314_831.6 S05 M05A4	476	F314_831.6 P63 BN63A4	477
1.7	629	1.7	813.8	8500	F414_813.8 S05 M05A4	480	F414_813.8 P63 BN63A4	481
1.8	589	1.0	762.3	6500	F314_762.3 S05 M05A4	476	F314_762.3 P63 BN63A4	477
1.8	571	1.9	739.4	8500	F414_739.4 S05 M05A4	480	F414_739.4 P63 BN63A4	481
2.0	530	1.1	685.6	6500	F314_685.6 S05 M05A4	476	F314_685.6 P63 BN63A4	477
2.0	533	2.1	690.1	8500	F414_690.1 S05 M05A4	480	F414_690.1 P63 BN63A4	481
2.2	479	1.3	619.9	6500	F314_619.9 S05 M05A4	476	F314_619.9 P63 BN63A4	477
2.3	456	0.9	589.7	6500	F254_589.7 S05 M05A4	472	F254_589.7 P63 BN63A4	473
2.3	447	1.3	578.6	6500	F314_578.6 S05 M05A4	476	F314_578.6 P63 BN63A4	477
2.5	425	2.6	549.8	8500	F414_549.8 S05 M05A4	480	F414_549.8 P63 BN63A4	481
2.6	408	1.0	527.3	6500	F254_527.3 S05 M05A4	472	F254_527.3 P63 BN63A4	473



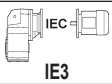



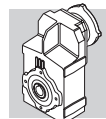
0.12 kW

n ₂ min-1	M ₂ Nm	S	i	R _{n2} N						
					IE1	IE2		IE1	IE2	
2.6	408	1.5	527.8	6500	F314_527.8 S05 M05A4	F314_527.8 S05 ME05A4	476	F314_527.8 P63 BN63A4	F314_527.8 P63 BE63A4	477
2.9	360	1.1	466.0	6500	F254_466.0 S05 M05A4	F254_466.0 S05 ME05A4	472	F254_466.0 P63 BN63A4	F254_466.0 P63 BE63A4	473
2.9	358	1.7	462.6	6500	F314_462.6 S05 M05A4	F314_462.6 S05 ME05A4	476	F314_462.6 P63 BN63A4	F314_462.6 P63 BE63A4	477
3.1	336	1.2	434.9	6500	F254_434.9 S05 M05A4	F254_434.9 S05 ME05A4	472	F254_434.9 P63 BN63A4	F254_434.9 P63 BE63A4	473
3.1	335	3.3	433.7	8500	F414_433.7 S05 M05A4	F414_433.7 S05 ME05A4	480	F414_433.7 P63 BN63A4	F414_433.7 P63 BE63A4	481
3.2	324	1.9	418.9	6500	F314_418.9 S05 M05A4	F314_418.9 S05 ME05A4	476	F314_418.9 P63 BN63A4	F314_418.9 P63 BE63A4	477
3.4	304	1.3	393.9	6500	F254_393.9 S05 M05A4	F254_393.9 S05 ME05A4	472	F254_393.9 P63 BN63A4	F254_393.9 P63 BE63A4	473
3.6	296	2.0	374.4	6500				F313_374.4 P63 BN63A4	F313_374.4 P63 BE63A4	477
4.1	263	1.5	333.1	6500	F253_333.1 S05 M05A4	F253_333.1 S05 ME05A4	472	F253_333.1 P63 BN63A4	F253_333.1 P63 BE63A4	473
4.1	263	2.3	332.8	6500				F313_332.8 P63 BN63A4	F313_332.8 P63 BE63A4	477
4.3	250	1.0	316.9	4000	F203_316.9 S05 M05A4	F203_316.9 S05 ME05A4	468	F203_316.9 P63 BN63A4	F203_316.9 P63 BE63A4	469
4.6	232	2.6	293.8	6500				F313_293.8 P63 BN63A4	F313_293.8 P63 BE63A4	477
4.7	225	1.1	285.2	4000	F203_285.2 S05 M05A4	F203_285.2 S05 ME05A4	468	F203_285.2 P63 BN63A4	F203_285.2 P63 BE63A4	469
4.7	228	1.8	288.1	6500	F253_288.1 S05 M05A4	F253_288.1 S05 ME05A4	472	F253_288.1 P63 BN63A4	F253_288.1 P63 BE63A4	473
5.3	202	1.2	255.3	4000	F203_255.3 S05 M05A4	F203_255.3 S05 ME05A4	468	F203_255.3 P63 BN63A4	F203_255.3 P63 BE63A4	469
5.3	202	2.0	256.1	6500	F253_256.1 S05 M05A4	F253_256.1 S05 ME05A4	472	F253_256.1 P63 BN63A4	F253_256.1 P63 BE63A4	473
5.3	200	3.0	253.6	6500				F313_253.6 P63 BN63A4	F313_253.6 P63 BE63A4	477
5.9	180	2.2	227.8	6500	F253_227.8 S05 M05A4	F253_227.8 S05 ME05A4	472	F253_227.8 P63 BN63A4	F253_227.8 P63 BE63A4	473
5.9	180	3.3	228.2	6500				F313_228.2 P63 BN63A4	F313_228.2 P63 BE63A4	477
6.5	165	1.5	209.3	4000	F203_209.3 S05 M05A4	F203_209.3 S05 ME05A4	468	F203_209.3 P63 BN63A4	F203_209.3 P63 BE63A4	469
7.0	153	2.6	193.6	6500	F253_193.6 S05 M05A4	F253_193.6 S05 ME05A4	472	F253_193.6 P63 BN63A4	F253_193.6 P63 BE63A4	473
7.3	146	1.7	184.9	4000	F203_184.9 S05 M05A4	F203_184.9 S05 ME05A4	468	F203_184.9 P63 BN63A4	F203_184.9 P63 BE63A4	469
7.7	138	2.9	174.2	6500	F253_174.2 S05 M05A4	F253_174.2 S05 ME05A4	472	F253_174.2 P63 BN63A4	F253_174.2 P63 BE63A4	473
7.8	136	1.8	172.6	4000	F203_172.6 S05 M05A4	F203_172.6 S05 ME05A4	468	F203_172.6 P63 BN63A4	F203_172.6 P63 BE63A4	469
8.6	123	2.0	156.3	4000	F203_156.3 S05 M05A4	F203_156.3 S05 ME05A4	468	F203_156.3 P63 BN63A4	F203_156.3 P63 BE63A4	469
8.7	123	3.2	155.9	6500	F253_155.9 S05 M05A4	F253_155.9 S05 ME05A4	472	F253_155.9 P63 BN63A4	F253_155.9 P63 BE63A4	473
9.4	113	3.5	143.0	6500	F253_143.0 S05 M05A4	F253_143.0 S05 ME05A4	472	F253_143.0 P63 BN63A4	F253_143.0 P63 BE63A4	473
10.2	107	2.3	132.2	4000	F202_132.2 S05 M05A4	F202_132.2 S05 ME05A4	468	F202_132.2 P63 BN63A4	F202_132.2 P63 BE63A4	469
10.6	103	1.4	127.1	2800	F102_127.1 S05 M05A4	F102_127.1 S05 ME05A4	464	F102_127.1 P63 BN63A4	F102_127.1 P63 BE63A4	465
11.8	92	2.7	114.3	4000	F202_114.3 S05 M05A4	F202_114.3 S05 ME05A4	468	F202_114.3 P63 BN63A4	F202_114.3 P63 BE63A4	469
12.7	86	1.6	106.0	2800	F102_106.0 S05 M05A4	F102_106.0 S05 ME05A4	464	F102_106.0 P63 BN63A4	F102_106.0 P63 BE63A4	465
13.3	82	3.0	101.6	4000	F202_101.6 S05 M05A4	F202_101.6 S05 ME05A4	468	F202_101.6 P63 BN63A4	F202_101.6 P63 BE63A4	469
14.8	74	1.9	91.5	2800	F102_91.5 S05 M05A4	F102_91.5 S05 ME05A4	464	F102_91.5 P63 BN63A4	F102_91.5 P63 BE63A4	465
14.9	73	3.4	90.4	4000	F202_90.4 S05 M05A4	F202_90.4 S05 ME05A4	468	F202_90.4 P63 BN63A4	F202_90.4 P63 BE63A4	469
16.6	66	2.1	81.3	2800	F102_81.3 S05 M05A4	F102_81.3 S05 ME05A4	464	F102_81.3 P63 BN63A4	F102_81.3 P63 BE63A4	465
19.0	57	2.4	71.1	2800	F102_71.1 S05 M05A4	F102_71.1 S05 ME05A4	464	F102_71.1 P63 BN63A4	F102_71.1 P63 BE63A4	465
21.4	51	2.8	63.0	2800	F102_63.0 S05 M05A4	F102_63.0 S05 ME05A4	464	F102_63.0 P63 BN63A4	F102_63.0 P63 BE63A4	465
23.8	46	3.1	56.7	2800	F102_56.7 S05 M05A4	F102_56.7 S05 ME05A4	464	F102_56.7 P63 BN63A4	F102_56.7 P63 BE63A4	465
27.7	39	3.6	48.7	2800	F102_48.7 S05 M05A4	F102_48.7 S05 ME05A4	464	F102_48.7 P63 BN63A4	F102_48.7 P63 BE63A4	465
30	36	3.9	44.7	2800	F102_44.7 S05 M05A4	F102_44.7 S05 ME05A4	464	F102_44.7 P63 BN63A4	F102_44.7 P63 BE63A4	465
34	32	4.4	39.6	2800	F102_39.6 S05 M05A4	F102_39.6 S05 ME05A4	464	F102_39.6 P63 BN63A4	F102_39.6 P63 BE63A4	465
38	29	4.9	35.3	2800	F102_35.3 S05 M05A4	F102_35.3 S05 ME05A4	464	F102_35.3 P63 BN63A4	F102_35.3 P63 BE63A4	465
41	27	5.3	33.0	2800	F102_33.0 S05 M05A4	F102_33.0 S05 ME05A4	464	F102_33.0 P63 BN63A4	F102_33.0 P63 BE63A4	465
46	24	5.9	29.6	2800	F102_29.6 S05 M05A4	F102_29.6 S05 ME05A4	464	F102_29.6 P63 BN63A4	F102_29.6 P63 BE63A4	465
52	21	6.7	25.8	2800	F102_25.8 S05 M05A4	F102_25.8 S05 ME05A4	464	F102_25.8 P63 BN63A4	F102_25.8 P63 BE63A4	465
59	18	7.6	22.8	2700	F102_22.8 S05 M05A4	F102_22.8 S05 ME05A4	464	F102_22.8 P63 BN63A4	F102_22.8 P63 BE63A4	465
70	16	8.7	19.3	2560	F102_19.3 S05 M05A4	F102_19.3 S05 ME05A4	464	F102_19.3 P63 BN63A4	F102_19.3 P63 BE63A4	465
80	14	9.3	17.0	2450	F102_17.0 S05 M05A4	F102_17.0 S05 ME05A4	464	F102_17.0 P63 BN63A4	F102_17.0 P63 BE63A4	465
92	12	10.1	14.6	2340	F102_14.6 S05 M05A4	F102_14.6 S05 ME05A4	464	F102_14.6 P63 BN63A4	F102_14.6 P63 BE63A4	465
104	11	9.9	13.0	2250	F102_13.0 S05 M05A4	F102_13.0 S05 ME05A4	464	F102_13.0 P63 BN63A4	F102_13.0 P63 BE63A4	465
117	9	10.3	11.5	2160	F102_11.5 S05 M05A4	F102_11.5 S05 ME05A4	464	F102_11.5 P63 BN63A4	F102_11.5 P63 BE63A4	465
138	8	11.3	9.8	2050	F102_9.8 S05 M05A4	F102_9.8 S05 ME05A4	464	F102_9.8 P63 BN63A4	F102_9.8 P63 BE63A4	465
157	7	11.8	8.6	1970	F102_8.6 S05 M05A4	F102_8.6 S05 ME05A4	464	F102_8.6 P63 BN63A4	F102_8.6 P63 BE63A4	465
182	6	12.7	7.4	1870	F102_7.4 S05 M05A4	F102_7.4 S05 ME05A4	464	F102_7.4 P63 BN63A4	F102_7.4 P63 BE63A4	465



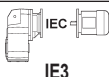



0.12 kW



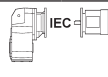

n ₂ min-1	M ₂ Nm	S	i	R _{n2} N	 IE3		 IEC IE3	
0.40	2623	1.9	2188	35000				
0.51	2058	2.5	1717	35000				
0.60	1742	2.9	2188	35000			F704_2188 P63 BXN63MA4	493
0.65	1607	3.1	2019	35000			F704_2019 P63 BXN63MA4	493
0.76	1368	2.1	1141	20000				
0.89	1178	0.9	982.4	8500				
0.96	1090	1.0	1411	8500	F414_1411 S05 MXN05MA4	480	F414_1411 P63 BXN63MA4	481
1.1	938	1.2	1213	8500	F414_1213 S05 MXN05MA4	480	F414_1213 P63 BXN63MA4	481
1.2	844	1.3	1092	8500	F414_1092 S05 MXN05MA4	480	F414_1092 P63 BXN63MA4	481
1.4	759	1.4	982.4	8500	F414_982.4 S05 MXN05MA4	480	F414_982.4 P63 BXN63MA4	481
1.5	696	1.6	900.5	8500	F414_900.5 S05 MXN05MA4	480	F414_900.5 P63 BXN63MA4	481
1.6	643	0.9	831.6	6500	F314_831.6 S05 MXN05MA4	476	F314_831.6 P63 BXN63MA4	477
1.7	629	1.7	813.8	8500	F414_813.8 S05 MXN05MA4	480	F414_813.8 P63 BXN63MA4	481
1.8	589	1.0	762.3	6500	F314_762.3 S05 MXN05MA4	476	F314_762.3 P63 BXN63MA4	477
1.8	571	1.9	739.4	8500	F414_739.4 S05 MXN05MA4	480	F414_739.4 P63 BXN63MA4	481
2.0	530	1.1	685.6	6500	F314_685.6 S05 MXN05MA4	476	F314_685.6 P63 BXN63MA4	477
2.0	533	2.1	690.1	8500	F414_690.1 S05 MXN05MA4	480	F414_690.1 P63 BXN63MA4	481
2.2	479	1.3	619.9	6500	F314_619.9 S05 MXN05MA4	476	F314_619.9 P63 BXN63MA4	477
2.3	456	0.9	589.7	6500	F254_589.7 S05 MXN05MA4	472	F254_589.7 P63 BXN63MA4	473
2.3	447	1.3	578.6	6500	F314_578.6 S05 MXN05MA4	476	F314_578.6 P63 BXN63MA4	477
2.5	425	2.6	549.8	8500	F414_549.8 S05 MXN05MA4	480	F414_549.8 P63 BXN63MA4	481
2.6	408	1.0	527.3	6500	F254_527.3 S05 MXN05MA4	472	F254_527.3 P63 BXN63MA4	473
2.6	408	1.5	527.8	6500	F314_527.8 S05 MXN05MA4	476	F314_527.8 P63 BXN63MA4	477
2.9	360	1.1	466.0	6500	F254_466.0 S05 MXN05MA4	472	F254_466.0 P63 BXN63MA4	473
2.9	358	1.7	462.6	6500	F314_462.6 S05 MXN05MA4	476	F314_462.6 P63 BXN63MA4	477
3.1	336	1.2	434.9	6500	F254_434.9 S05 MXN05MA4	472	F254_434.9 P63 BXN63MA4	473
3.1	335	3.3	433.7	8500	F414_433.7 S05 MXN05MA4	480	F414_433.7 P63 BXN63MA4	481
3.2	324	1.9	418.9	6500	F314_418.9 S05 MXN05MA4	476	F314_418.9 P63 BXN63MA4	477
3.4	304	1.3	393.9	6500	F254_393.9 S05 MXN05MA4	472	F254_393.9 P63 BXN63MA4	473
3.6	296	2.0	374.4	6500			F313_374.4 P63 BXN63MA4	477
4.1	263	1.5	333.1	6500	F253_333.1 S05 MXN05MA4	472	F253_333.1 P63 BXN63MA4	473
4.1	263	2.3	332.8	6500			F313_332.8 P63 BXN63MA4	477
4.3	250	1.0	316.9	4000	F203_316.9 S05 MXN05MA4	468	F203_316.9 P63 BXN63MA4	469
4.6	232	2.6	293.8	6500			F313_293.8 P63 BXN63MA4	477
4.7	225	1.1	285.2	4000	F203_285.2 S05 MXN05MA4	468	F203_285.2 P63 BXN63MA4	469
4.7	228	1.8	288.1	6500	F253_288.1 S05 MXN05MA4	472	F253_288.1 P63 BXN63MA4	473
5.3	202	1.2	255.3	4000	F203_255.3 S05 MXN05MA4	468	F203_255.3 P63 BXN63MA4	469
5.3	202	2.0	256.1	6500	F253_256.1 S05 MXN05MA4	472	F253_256.1 P63 BXN63MA4	473
5.3	200	3.0	253.6	6500			F313_253.6 P63 BXN63MA4	477
5.9	180	2.2	227.8	6500	F253_227.8 S05 MXN05MA4	472	F253_227.8 P63 BXN63MA4	473
5.9	180	3.3	228.2	6500			F313_228.2 P63 BXN63MA4	477
6.5	165	1.5	209.3	4000	F203_209.3 S05 MXN05MA4	468	F203_209.3 P63 BXN63MA4	469
7.0	153	2.6	193.6	6500	F253_193.6 S05 MXN05MA4	472	F253_193.6 P63 BXN63MA4	473
7.3	146	1.7	184.9	4000	F203_184.9 S05 MXN05MA4	468	F203_184.9 P63 BXN63MA4	469
7.7	138	2.9	174.2	6500	F253_174.2 S05 MXN05MA4	472	F253_174.2 P63 BXN63MA4	473
7.8	136	1.8	172.6	4000	F203_172.6 S05 MXN05MA4	468	F203_172.6 P63 BXN63MA4	469
8.6	123	2.0	156.3	4000	F203_156.3 S05 MXN05MA4	468	F203_156.3 P63 BXN63MA4	469
8.7	123	3.2	155.9	6500	F253_155.9 S05 MXN05MA4	472	F253_155.9 P63 BXN63MA4	473
9.4	113	3.5	143.0	6500	F253_143.0 S05 MXN05MA4	472	F253_143.0 P63 BXN63MA4	473
10.2	107	2.3	132.2	4000	F202_132.2 S05 MXN05MA4	468	F202_132.2 P63 BXN63MA4	469
10.6	103	1.4	127.1	2800	F102_127.1 S05 MXN05MA4	464	F102_127.1 P63 BXN63MA4	465
11.8	92	2.7	114.3	4000	F202_114.3 S05 MXN05MA4	468	F202_114.3 P63 BXN63MA4	469
12.7	86	1.6	106.0	2800	F102_106.0 S05 MXN05MA4	464	F102_106.0 P63 BXN63MA4	465
13.3	82	3.0	101.6	4000	F202_101.6 S05 MXN05MA4	468	F202_101.6 P63 BXN63MA4	469
14.8	74	1.9	91.5	2800	F102_91.5 S05 MXN05MA4	464		
14.9	73	3.4	90.4	4000	F202_90.4 S05 MXN05MA4	468		
16.6	66	2.1	81.3	2800	F102_81.3 S05 MXN05MA4	464		

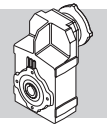


0.12 kW



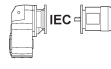

n ₂ min ⁻¹	M ₂ Nm	S	i	R _{n2} N	IE3		IEC IE3		
									
19.0	57	2.4	71.1	2800	F102_71.1 S05 MXN05MA4		464	F102_71.1 P63 BXN63MA4	465
21.4	51	2.8	63.0	2800	F102_63.0 S05 MXN05MA4		464	F102_63.0 P63 BXN63MA4	465
23.8	46	3.1	56.7	2800	F102_56.7 S05 MXN05MA4		464	F102_56.7 P63 BXN63MA4	465
27.7	39	3.6	48.7	2800	F102_48.7 S05 MXN05MA4		464	F102_48.7 P63 BXN63MA4	465
30	36	3.9	44.7	2800	F102_44.7 S05 MXN05MA4		464	F102_44.7 P63 BXN63MA4	465
34	32	4.4	39.6	2800	F102_39.6 S05 MXN05MA4		464	F102_39.6 P63 BXN63MA4	465
38	29	4.9	35.3	2800	F102_35.3 S05 MXN05MA4		464	F102_35.3 P63 BXN63MA4	465
41	27	5.3	33.0	2800	F102_33.0 S05 MXN05MA4		464	F102_33.0 P63 BXN63MA4	465
46	24	5.9	29.6	2800	F102_29.6 S05 MXN05MA4		464	F102_29.6 P63 BXN63MA4	465
52	21	6.7	25.8	2800	F102_25.8 S05 MXN05MA4		464	F102_25.8 P63 BXN63MA4	465
59	18	7.6	22.8	2700	F102_22.8 S05 MXN05MA4		464	F102_22.8 P63 BXN63MA4	465
70	16	8.7	19.3	2560	F102_19.3 S05 MXN05MA4		464	F102_19.3 P63 BXN63MA4	465
80	14	9.3	17.0	2450	F102_17.0 S05 MXN05MA4		464	F102_17.0 P63 BXN63MA4	465
92	12	10.1	14.6	2340	F102_14.6 S05 MXN05MA4		464	F102_14.6 P63 BXN63MA4	465
104	11	9.9	13.0	2250	F102_13.0 S05 MXN05MA4		464	F102_13.0 P63 BXN63MA4	465
117	9	10.3	11.5	2160	F102_11.5 S05 MXN05MA4		464	F102_11.5 P63 BXN63MA4	465
138	8	11.3	9.8	2050	F102_9.8 S05 MXN05MA4		464		
157	7	11.8	8.6	1970	F102_8.6 S05 MXN05MA4		464		
182	6	12.7	7.4	1870	F102_7.4 S05 MXN05MA4		464		

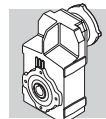
0.18 kW

n ₂ min ⁻¹	M ₂ Nm	S	i	R _{n2} N	IE1 IE2		IEC IE1 IE2			
										
0.41	3804	1.3	2188	35000	F704_2188 S1 M1SC6		492	F704_2188 P71 BN71A6	493	
0.45	3511	1.4	2019	35000	F704_2019 S1 M1SC6		492	F704_2019 P71 BN71A6	493	
0.45	3455	2.3	1987	45000	F804_1987 S1 M1SC6		495	F804_1987 P71 BN71A6	496	
0.49	3189	2.5	1834	45000	F804_1834 S1 M1SC6		495	F804_1834 P71 BN71A6	496	
0.52	2985	1.7	1717	35000	F704_1717 S1 M1SC6		492	F704_1717 P71 BN71A6	493	
0.53	2972	2.7	1709	45000	F804_1709 S1 M1SC6		495	F804_1709 P71 BN71A6	496	
0.57	2756	1.8	1585	35000	F704_1585 S1 M1SC6		492	F704_1585 P71 BN71A6	493	
0.57	2744	2.9	1578	45000	F804_1578 S1 M1SC6		495	F804_1578 P71 BN71A6	496	
0.61	2576	1.9	1481	35000	F704_1481 S1 M1SC6		492	F704_1481 P71 BN71A6	493	
0.65	2406	3.3	1384	45000	F804_1384 S1 M1SC6		495	F804_1384 P71 BN71A6	496	
0.66	2378	2.1	1368	35000	F704_1368 S1 M1SC6		492	F704_1368 P71 BN71A6	493	
0.76	2055	2.4	1182	35000	F704_1182 S1 M1SC6		492	F704_1182 P71 BN71A6	493	
0.77	2030	0.9	1168	12000	F514_1168 S1 M1SC6		484	F514_1168 P71 BN71A6	485	
0.79	1985	1.5	1141	20000	F604_1141 S1 M1SC6		488	F604_1141 P71 BN71A6	489	
0.83	1897	2.6	1091	35000	F704_1091 S1 M1SC6		492	F704_1091 P71 BN71A6	493	
0.84	1861	1.0	1070	12000	F514_1070 S1 M1SC6		484	F514_1070 P71 BN71A6	485	
0.85	1832	1.6	1054	20000	F604_1054 S1 M1SC6		488	F604_1054 P71 BN71A6	489	
0.92	1703	1.1	979.4	12000	F514_979.4 S1 M1SC6		484	F514_979.4 P71 BN71A6	485	
0.92	1694	3.0	974.4	35000	F704_974.4 S1 M1SC6		492	F704_974.4 P71 BN71A6	493	
0.94	1667	1.7	958.9	20000	F604_958.9 S1 M1SC6		488	F604_958.9 P71 BN71A6	489	
1.0	1540	1.2	885.5	12000	F514_885.5 S1 M1SC6		484	F514_885.5 P71 BN71A6	485	
1.0	1539	1.9	885.1	20000	F604_885.1 S1 M1SC6		488	F604_885.1 P71 BN71A6	489	
1.0	1564	3.2	899.4	35000	F704_899.4 S1 M1SC6		492	F704_899.4 P71 BN71A6	493	
1.1	1437	1.3	826.4	12000	F514_826.4 S1 M1SC6		484	F514_826.4 P71 BN71A6	485	
1.1	1430	3.5	822.2	35000	F704_822.2 S1 M1SC6		492	F704_822.2 P71 BN71A6	493	
1.2	1286	0.9	739.4	8500	F414_739.4 S1 M1SC6		480	F414_739.4 P71 BN71A6	481	
1.2	1286	0.9	739.4	8500	F414_739.4 S1 M1SC6		480	F414_739.4 P71 BN71A6	481	
1.3	1200	0.9	690.1	8500	F414_690.1 S1 M1SC6		480	F414_690.1 P71 BN71A6	481	
1.3	1200	0.9	690.1	8500	F414_690.1 S1 M1SC6		480	F414_690.1 P71 BN71A6	481	
1.3	1165	0.9	982.4	8500	F414_982.4 S05 M05B4	F414_982.4 S05 ME05B4	480	F414_982.4 P63 BN63B4	F414_982.4 P63 BE63B4	481
1.5	1068	1.0	900.5	8500	F414_900.5 S05 M05B4	F414_900.5 S05 ME05B4	480	F414_900.5 P63 BN63B4	F414_900.5 P63 BE63B4	481
1.6	965	1.1	813.8	8500	F414_813.8 S05 M05B4	F414_813.8 S05 ME05B4	480	F414_813.8 P63 BN63B4	F414_813.8 P63 BE63B4	481
1.8	877	1.3	739.4	8500	F414_739.4 S05 M05B4	F414_739.4 S05 ME05B4	480	F414_739.4 P63 BN63B4	F414_739.4 P63 BE63B4	481
1.9	818	1.3	690.1	8500	F414_690.1 S05 M05B4	F414_690.1 S05 ME05B4	480	F414_690.1 P63 BN63B4	F414_690.1 P63 BE63B4	481
2.3	686	0.9	578.6	6500	F314_578.6 S05 M05B4	F314_578.6 S05 ME05B4	476	F314_578.6 P63 BN63B4	F314_578.6 P63 BE63B4	477


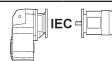


0.18 kW


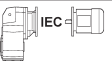
n ₂ min-1	M ₂ Nm	S	i	R _{n2} N						
					IE1	IE2		IE1	IE2	
2.4	652	1.7	549.8	8500	F414_549.8 S05 M05B4	F414_549.8 S05 ME05B4	480	F414_549.8 P63 BN63B4	F414_549.8 P63 BE63B4	481
2.5	626	1.0	527.8	6500	F314_527.8 S05 M05B4	F314_527.8 S05 ME05B4	476	F314_527.8 P63 BN63B4	F314_527.8 P63 BE63B4	477
2.9	549	1.1	462.6	6500	F314_462.6 S05 M05B4	F314_462.6 S05 ME05B4	476	F314_462.6 P63 BN63B4	F314_462.6 P63 BE63B4	477
3.0	514	2.1	433.7	8500	F414_433.7 S05 M05B4	F414_433.7 S05 ME05B4	480	F414_433.7 P63 BN63B4	F414_433.7 P63 BE63B4	481
3.2	497	1.2	418.9	6500	F314_418.9 S05 M05B4	F314_418.9 S05 ME05B4	476	F314_418.9 P63 BN63B4	F314_418.9 P63 BE63B4	477
3.4	467	0.9	393.9	6500	F254_393.9 S05 M05B4	F254_393.9 S05 ME05B4	472	F254_393.9 P63 BN63B4	F254_393.9 P63 BE63B4	473
3.5	454	1.3	374.4	6500				F313_374.4 P63 BN63B4	F313_374.4 P63 BE63B4	477
3.8	418	2.6	344.8	8500				F413_344.8 P63 BN63B4	F413_344.8 P63 BE63B4	481
4.0	404	1.0	333.1	6500	F253_333.1 S05 M05B4	F253_333.1 S05 ME05B4	472	F253_333.1 P63 BN63B4	F253_333.1 P63 BE63B4	473
4.0	403	1.5	332.8	6500				F313_332.8 P63 BN63B4	F313_332.8 P63 BE63B4	477
4.5	356	1.7	293.8	6500				F313_293.8 P63 BN63B4	F313_293.8 P63 BE63B4	477
4.5	359	3.1	296.6	8500				F413_296.6 P63 BN63B4	F413_296.6 P63 BE63B4	481
4.6	349	1.1	288.1	6500	F253_288.1 S05 M05B4	F253_288.1 S05 ME05B4	472	F253_288.1 P63 BN63B4	F253_288.1 P63 BE63B4	473
4.9	323	3.4	266.9	8500				F413_266.9 P63 BN63B4	F413_266.9 P63 BE63B4	481
5.2	310	1.3	256.1	6500	F253_256.1 S05 M05B4	F253_256.1 S05 ME05B4	472	F253_256.1 P63 BN63B4	F253_256.1 P63 BE63B4	473
5.2	307	2.0	253.6	6500				F313_253.6 P63 BN63B4	F313_253.6 P63 BE63B4	477
5.8	276	1.4	227.8	6500	F253_227.8 S05 M05B4	F253_227.8 S05 ME05B4	472	F253_227.8 P63 BN63B4	F253_227.8 P63 BE63B4	473
5.8	277	2.2	228.2	6500				F313_228.2 P63 BN63B4	F313_228.2 P63 BE63B4	477
6.3	254	1.0	209.3	4000	F203_209.3 S05 M05B4	F203_209.3 S05 ME05B4	468	F203_209.3 P63 BN63B4	F203_209.3 P63 BE63B4	469
6.5	245	2.4	202.3	6500				F313_202.3 P63 BN63B4	F313_202.3 P63 BE63B4	477
6.8	235	1.7	193.6	6500	F253_193.6 S05 M05B4	F253_193.6 S05 ME05B4	472	F253_193.6 P63 BN63B4	F253_193.6 P63 BE63B4	473
7.1	224	1.1	184.9	4000	F203_184.9 S05 M05B4	F203_184.9 S05 ME05B4	468	F203_184.9 P63 BN63B4	F203_184.9 P63 BE63B4	469
7.1	225	2.7	185.4	6500				F313_185.4 P63 BN63B4	F313_185.4 P63 BE63B4	477
7.6	209	1.2	172.6	4000	F203_172.6 S05 M05B4	F203_172.6 S05 ME05B4	468	F203_172.6 P63 BN63B4	F203_172.6 P63 BE63B4	469
7.6	211	1.9	174.2	6500	F253_174.2 S05 M05B4	F253_174.2 S05 ME05B4	472	F253_174.2 P63 BN63B4	F253_174.2 P63 BE63B4	473
7.9	202	3.0	166.8	6500				F313_166.8 P63 BN63B4	F313_166.8 P63 BE63B4	477
8.4	189	1.3	156.3	4000	F203_156.3 S05 M05B4	F203_156.3 S05 ME05B4	468	F203_156.3 P63 BN63B4	F203_156.3 P63 BE63B4	469
8.5	189	2.1	155.9	6500	F253_155.9 S05 M05B4	F253_155.9 S05 ME05B4	472	F253_155.9 P63 BN63B4	F253_155.9 P63 BE63B4	473
8.8	183	3.3	150.8	6500				F313_150.8 P63 BN63B4	F313_150.8 P63 BE63B4	477
9.2	173	2.3	143.0	6500	F253_143.0 S05 M05B4	F253_143.0 S05 ME05B4	472	F253_143.0 P63 BN63B4	F253_143.0 P63 BE63B4	473
9.4	171	3.5	140.7	6500				F313_140.7 P63 BN63B4	F313_140.7 P63 BE63B4	477
10.0	164	1.5	132.2	4000	F202_132.2 S05 M05B4	F202_132.2 S05 ME05B4	468	F202_132.2 P63 BN63B4	F202_132.2 P63 BE63B4	469
10.3	155	2.6	127.8	6500	F253_127.8 S05 M05B4	F253_127.8 S05 ME05B4	472	F253_127.8 P63 BN63B4	F253_127.8 P63 BE63B4	473
10.4	157	0.9	127.1	2800	F102_127.1 S05 M05B4	F102_127.1 S05 ME05B4	464	F102_127.1 P63 BN63B4	F102_127.1 P63 BE63B4	465
11.5	142	1.8	114.3	4000	F202_114.3 S05 M05B4	F202_114.3 S05 ME05B4	468	F202_114.3 P63 BN63B4	F202_114.3 P63 BE63B4	469
11.7	137	2.9	113.0	6500	F253_113.0 S05 M05B4	F253_113.0 S05 ME05B4	472	F253_113.0 P63 BN63B4	F253_113.0 P63 BE63B4	473
12.5	131	1.1	106.0	2800	F102_106.0 S05 M05B4	F102_106.0 S05 ME05B4	464	F102_106.0 P63 BN63B4	F102_106.0 P63 BE63B4	465
12.5	128	3.1	105.4	6500	F253_105.4 S05 M05B4	F253_105.4 S05 ME05B4	472	F253_105.4 P63 BN63B4	F253_105.4 P63 BE63B4	473
13.0	126	2.0	101.6	4000	F202_101.6 S05 M05B4	F202_101.6 S05 ME05B4	468	F202_101.6 P63 BN63B4	F202_101.6 P63 BE63B4	469
13.8	116	3.5	95.5	6500	F253_95.5 S05 M05B4	F253_95.5 S05 ME05B4	472	F253_95.5 P63 BN63B4	F253_95.5 P63 BE63B4	473
14.4	113	1.2	91.5	2800	F102_91.5 S05 M05B4	F102_91.5 S05 ME05B4	464	F102_91.5 P63 BN63B4	F102_91.5 P63 BE63B4	465
14.6	112	2.2	90.4	4000	F202_90.4 S05 M05B4	F202_90.4 S05 ME05B4	468	F202_90.4 P63 BN63B4	F202_90.4 P63 BE63B4	469
16.2	101	1.4	81.3	2800	F102_81.3 S05 M05B4	F102_81.3 S05 ME05B4	464	F102_81.3 P63 BN63B4	F102_81.3 P63 BE63B4	465
17.2	95	2.6	76.8	4000	F202_76.8 S05 M05B4	F202_76.8 S05 ME05B4	468	F202_76.8 P63 BN63B4	F202_76.8 P63 BE63B4	469
18.6	88	1.6	71.1	2800	F102_71.1 S05 M05B4	F102_71.1 S05 ME05B4	464	F102_71.1 P63 BN63B4	F102_71.1 P63 BE63B4	465
19.1	86	2.9	69.1	4000	F202_69.1 S05 M05B4	F202_69.1 S05 ME05B4	468	F202_69.1 P63 BN63B4	F202_69.1 P63 BE63B4	469
21.0	78	1.8	63.0	2800	F102_63.0 S05 M05B4	F102_63.0 S05 ME05B4	464	F102_63.0 P63 BN63B4	F102_63.0 P63 BE63B4	465
21.3	77	3.3	61.9	4000	F202_61.9 S05 M05B4	F202_61.9 S05 ME05B4	468	F202_61.9 P63 BN63B4	F202_61.9 P63 BE63B4	469
23.3	70	2.0	56.7	2800	F102_56.7 S05 M05B4	F102_56.7 S05 ME05B4	464	F102_56.7 P63 BN63B4	F102_56.7 P63 BE63B4	465
27.1	60	2.3	48.7	2800	F102_48.7 S05 M05B4	F102_48.7 S05 ME05B4	464	F102_48.7 P63 BN63B4	F102_48.7 P63 BE63B4	465
29.6	55	2.5	44.7	2800	F102_44.7 S05 M05B4	F102_44.7 S05 ME05B4	464	F102_44.7 P63 BN63B4	F102_44.7 P63 BE63B4	465
33	49	2.9	39.6	2800	F102_39.6 S05 M05B4	F102_39.6 S05 ME05B4	464	F102_39.6 P63 BN63B4	F102_39.6 P63 BE63B4	465
37	44	3.2	35.3	2800	F102_35.3 S05 M05B4	F102_35.3 S05 ME05B4	464	F102_35.3 P63 BN63B4	F102_35.3 P63 BE63B4	465
40	41	3.4	33.0	2800	F102_33.0 S05 M05B4	F102_33.0 S05 ME05B4	464	F102_33.0 P63 BN63B4	F102_33.0 P63 BE63B4	465
45	37	3.8	29.6	2800	F102_29.6 S05 M05B4	F102_29.6 S05 ME05B4	464	F102_29.6 P63 BN63B4	F102_29.6 P63 BE63B4	465
51	32	4.4	25.8	2780	F102_25.8 S05 M05B4	F102_25.8 S05 ME05B4	464	F102_25.8 P63 BN63B4	F102_25.8 P63 BE63B4	465
58	28	5.0	22.8	2680	F102_22.8 S05 M05B4	F102_22.8 S05 ME05B4	464	F102_22.8 P63 BN63B4	F102_22.8 P63 BE63B4	465
68	24	5.7	19.3	2540	F102_19.3 S05 M05B4	F102_19.3 S05 ME05B4	464	F102_19.3 P63 BN63B4	F102_19.3 P63 BE63B4	465
78	21	6.1	17.0	2440	F102_17.0 S05 M05B4	F102_17.0 S05 ME05B4	464	F102_17.0 P63 BN63B4	F102_17.0 P63 BE63B4	465
90	18	6.6	14.6	2330	F102_14.6 S05 M05B4	F102_14.6 S05 ME05B4	464	F102_14.6 P63 BN63B4	F102_14.6 P63 BE63B4	465
101	16	6.4	13.0	2240	F102_13.0 S05 M05B4	F102_13.0 S05 ME05B4	464	F102_13.0 P63 BN63B4	F102_13.0 P63 BE63B4	465
114	14	6.7	11.5	2150	F102_11.5 S05 M05B4	F102_11.5 S05 ME05B4	464	F102_11.5 P63 BN63B4	F102_11.5 P63 BE63B4	465
135	12	7.4	9.8	2040	F102_9.8 S05 M05B4	F102_9.8 S05 ME05B4	464	F102_9.8 P63 BN63B4	F102_9.8 P63 BE63B4	465
154	11	7.7	8.6	1960	F102_8.6 S05 M05B4	F102_8.6 S05 ME05B4	464	F102_8.6 P63 BN63B4	F102_8.6 P63 BE63B4	465
178	9	8.3	7.4	1870	F102_7.4 S05 M05B4	F102_7.4 S05 ME05B4	464	F102_7.4 P63 BN63B4	F102_7.4 P63 BE63B4	465

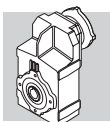


0.18 kW


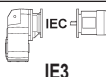

n ₂ min-1	M ₂ Nm	S	i	R _{n2} N					
					IE1	IE2	IE1	IE2	
186	9	10.7	14.6	1860	F102_14.6 S05 M05A2		464	F102_14.6 P63 BN63A2	465
210	8	10.9	13.0	1790	F102_13.0 S05 M05A2		464	F102_13.0 P63 BN63A2	465
237	7	11.3	11.5	1720	F102_11.5 S05 M05A2		464	F102_11.5 P63 BN63A2	465
279	6	12.5	9.8	1630	F102_9.8 S05 M05A2		464	F102_9.8 P63 BN63A2	465
318	5	13.0	8.6	1560	F102_8.6 S05 M05A2		464	F102_8.6 P63 BN63A2	465
369	4	14.2	7.4	1490	F102_7.4 S05 M05A2		464	F102_7.4 P63 BN63A2	465

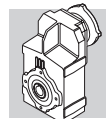
0.18 kW

n ₂ min-1	M ₂ Nm	S	i	R _{n2} N				
					IE3	IE3	IE3	IE3
0.41	3804	1.3	2188	35000				
0.45	3511	1.4	2019	35000				
0.45	3455	2.3	1987	45000				
0.49	3189	2.5	1834	45000				
0.52	2985	1.7	1717	35000				
0.53	2972	2.7	1709	45000				
0.57	2756	1.8	1585	35000				
0.57	2744	2.9	1578	45000				
0.61	2576	1.9	1481	35000				
0.65	2406	3.3	1384	45000				
0.66	2378	2.1	1368	35000				
0.76	2055	2.4	1182	35000				
0.77	2030	0.9	1168	12000				
0.79	1985	1.5	1141	20000				
0.83	1897	2.6	1091	35000				
0.84	1861	1.0	1070	12000				
0.85	1832	1.6	1054	20000				
0.92	1703	1.1	979.4	12000				
0.92	1694	3.0	974.4	35000				
0.94	1667	1.7	958.9	20000				
1.0	1540	1.2	885.5	12000				
1.0	1539	1.9	885.1	20000				
1.0	1564	3.2	899.4	35000				
1.1	1437	1.3	826.4	12000				
1.1	1430	3.5	822.2	35000				
1.2	1286	0.9	739.4	8500				
1.2	1286	0.9	739.4	8500				
1.3	1200	0.9	690.1	8500				
1.3	1200	0.9	690.1	8500				
1.3	1165	0.9	982.4	8500	F414_982.4 S05 MXN05MB4	480	F414_982.4 P63 BXN63MB4	481
1.5	1068	1.0	900.5	8500	F414_900.5 S05 MXN05MB4	480	F414_900.5 P63 BXN63MB4	481
1.6	965	1.1	813.8	8500	F414_813.8 S05 MXN05MB4	480	F414_813.8 P63 BXN63MB4	481
1.8	877	1.3	739.4	8500	F414_739.4 S05 MXN05MB4	480	F414_739.4 P63 BXN63MB4	481
1.9	818	1.3	690.1	8500	F414_690.1 S05 MXN05MB4	480	F414_690.1 P63 BXN63MB4	481
2.3	686	0.9	578.6	6500	F314_578.6 S05 MXN05MB4	476	F314_578.6 P63 BXN63MB4	477
2.4	652	1.7	549.8	8500	F414_549.8 S05 MXN05MB4	480	F414_549.8 P63 BXN63MB4	481
2.5	626	1.0	527.8	6500	F314_527.8 S05 MXN05MB4	476	F314_527.8 P63 BXN63MB4	477
2.9	549	1.1	462.6	6500	F314_462.6 S05 MXN05MB4	476	F314_462.6 P63 BXN63MB4	477
3.0	514	2.1	433.7	8500	F414_433.7 S05 MXN05MB4	480	F414_433.7 P63 BXN63MB4	481
3.2	497	1.2	418.9	6500	F314_418.9 S05 MXN05MB4	476	F314_418.9 P63 BXN63MB4	477
3.4	467	0.9	393.9	6500	F254_393.9 S05 MXN05MB4	472	F254_393.9 P63 BXN63MB4	473
3.5	454	1.3	374.4	6500			F313_374.4 P63 BXN63MB4	477
3.8	418	2.6	344.8	8500			F413_344.8 P63 BXN63MB4	481
4.0	404	1.0	333.1	6500	F253_333.1 S05 MXN05MB4	472	F253_333.1 P63 BXN63MB4	473
4.0	403	1.5	332.8	6500			F313_332.8 P63 BXN63MB4	477
4.5	356	1.7	293.8	6500			F313_293.8 P63 BXN63MB4	477
4.5	359	3.1	296.6	8500			F413_296.6 P63 BXN63MB4	481
4.6	349	1.1	288.1	6500	F253_288.1 S05 MXN05MB4	472	F253_288.1 P63 BXN63MB4	473



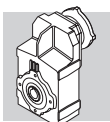
0.18 kW

n₂ min ⁻¹	M₂ Nm	S	i	R_{n2} N	 IE3	 IE3		
4.9	323	3.4	266.9	8500		F413_266.9 P63 BXN63MB4	481	
5.2	310	1.3	256.1	6500	F253_256.1 S05 MXN05MB4	472	F253_256.1 P63 BXN63MB4	473
5.2	307	2.0	253.6	6500		F313_253.6 P63 BXN63MB4	477	
5.8	276	1.4	227.8	6500	F253_227.8 S05 MXN05MB4	472	F253_227.8 P63 BXN63MB4	473
5.8	277	2.2	228.2	6500		F313_228.2 P63 BXN63MB4	477	
6.3	254	1.0	209.3	4000	F203_209.3 S05 MXN05MB4	468	F203_209.3 P63 BXN63MB4	469
6.5	245	2.4	202.3	6500		F313_202.3 P63 BXN63MB4	477	
6.8	235	1.7	193.6	6500	F253_193.6 S05 MXN05MB4	472	F253_193.6 P63 BXN63MB4	473
7.1	224	1.1	184.9	4000	F203_184.9 S05 MXN05MB4	468	F203_184.9 P63 BXN63MB4	469
7.1	225	2.7	185.4	6500		F313_185.4 P63 BXN63MB4	477	
7.6	209	1.2	172.6	4000	F203_172.6 S05 MXN05MB4	468	F203_172.6 P63 BXN63MB4	469
7.6	211	1.9	174.2	6500	F253_174.2 S05 MXN05MB4	472	F253_174.2 P63 BXN63MB4	473
7.9	202	3.0	166.8	6500		F313_166.8 P63 BXN63MB4	477	
8.4	189	1.3	156.3	4000	F203_156.3 S05 MXN05MB4	468	F203_156.3 P63 BXN63MB4	469
8.5	189	2.1	155.9	6500	F253_155.9 S05 MXN05MB4	472	F253_155.9 P63 BXN63MB4	473
8.8	183	3.3	150.8	6500		F313_150.8 P63 BXN63MB4	477	
9.2	173	2.3	143.0	6500	F253_143.0 S05 MXN05MB4	472	F253_143.0 P63 BXN63MB4	473
9.4	171	3.5	140.7	6500		F313_140.7 P63 BXN63MB4	477	
10.0	164	1.5	132.2	4000	F202_132.2 S05 MXN05MB4	468	F202_132.2 P63 BXN63MB4	469
10.3	155	2.6	127.8	6500	F253_127.8 S05 MXN05MB4	472	F253_127.8 P63 BXN63MB4	473
10.4	157	0.9	127.1	2800	F102_127.1 S05 MXN05MB4	464	F102_127.1 P63 BXN63MB4	465
11.5	142	1.8	114.3	4000	F202_114.3 S05 MXN05MB4	468	F202_114.3 P63 BXN63MB4	469
11.7	137	2.9	113.0	6500	F253_113.0 S05 MXN05MB4	472	F253_113.0 P63 BXN63MB4	473
12.5	131	1.1	106.0	2800	F102_106.0 S05 MXN05MB4	464	F102_106.0 P63 BXN63MB4	465
12.5	128	3.1	105.4	6500	F253_105.4 S05 MXN05MB4	472	F253_105.4 P63 BXN63MB4	473
13.0	126	2.0	101.6	4000	F202_101.6 S05 MXN05MB4	468	F202_101.6 P63 BXN63MB4	469
13.8	116	3.5	95.5	6500	F253_95.5 S05 MXN05MB4	472	F253_95.5 P63 BXN63MB4	473
14.4	113	1.2	91.5	2800	F102_91.5 S05 MXN05MB4	464	F102_91.5 P63 BXN63MB4	465
14.6	112	2.2	90.4	4000	F202_90.4 S05 MXN05MB4	468	F202_90.4 P63 BXN63MB4	469
16.2	101	1.4	81.3	2800	F102_81.3 S05 MXN05MB4	464	F102_81.3 P63 BXN63MB4	465
17.2	95	2.6	76.8	4000	F202_76.8 S05 MXN05MB4	468	F202_76.8 P63 BXN63MB4	469
18.6	88	1.6	71.1	2800	F102_71.1 S05 MXN05MB4	464	F102_71.1 P63 BXN63MB4	465
19.1	86	2.9	69.1	4000	F202_69.1 S05 MXN05MB4	468	F202_69.1 P63 BXN63MB4	469
21.0	78	1.8	63.0	2800	F102_63.0 S05 MXN05MB4	464	F102_63.0 P63 BXN63MB4	465
21.3	77	3.3	61.9	4000	F202_61.9 S05 MXN05MB4	468	F202_61.9 P63 BXN63MB4	469
23.3	70	2.0	56.7	2800	F102_56.7 S05 MXN05MB4	464	F102_56.7 P63 BXN63MB4	465
27.1	60	2.3	48.7	2800	F102_48.7 S05 MXN05MB4	464	F102_48.7 P63 BXN63MB4	465
29.6	55	2.5	44.7	2800	F102_44.7 S05 MXN05MB4	464	F102_44.7 P63 BXN63MB4	465
33	49	2.9	39.6	2800	F102_39.6 S05 MXN05MB4	464	F102_39.6 P63 BXN63MB4	465
37	44	3.2	35.3	2800	F102_35.3 S05 MXN05MB4	464	F102_35.3 P63 BXN63MB4	465
40	41	3.4	33.0	2800	F102_33.0 S05 MXN05MB4	464	F102_33.0 P63 BXN63MB4	465
45	37	3.8	29.6	2800	F102_29.6 S05 MXN05MB4	464	F102_29.6 P63 BXN63MB4	465
51	32	4.4	25.8	2780	F102_25.8 S05 MXN05MB4	464	F102_25.8 P63 BXN63MB4	465
58	28	5.0	22.8	2680	F102_22.8 S05 MXN05MB4	464	F102_22.8 P63 BXN63MB4	465
68	24	5.7	19.3	2540	F102_19.3 S05 MXN05MB4	464	F102_19.3 P63 BXN63MB4	465
78	21	6.1	17.0	2440	F102_17.0 S05 MXN05MB4	464	F102_17.0 P63 BXN63MB4	465
90	18	6.6	14.6	2330	F102_14.6 S05 MXN05MB4	464	F102_14.6 P63 BXN63MB4	465
101	16	6.4	13.0	2240	F102_13.0 S05 MXN05MB4	464	F102_13.0 P63 BXN63MB4	465
114	14	6.7	11.5	2150	F102_11.5 S05 MXN05MB4	464	F102_11.5 P63 BXN63MB4	465
135	12	7.4	9.8	2040	F102_9.8 S05 MXN05MB4	464	F102_9.8 P63 BXN63MB4	465
154	11	7.7	8.6	1960	F102_8.6 S05 MXN05MB4	464	F102_8.6 P63 BXN63MB4	465
178	9	8.3	7.4	1870	F102_7.4 S05 MXN05MB4	464	F102_7.4 P63 BXN63MB4	465
186	9	10.7	14.6	1860				
210	8	10.9	13.0	1790				
237	7	11.3	11.5	1720				
279	6	12.5	9.8	1630				
318	5	13.0	8.6	1560				
369	4	14.2	7.4	1490				


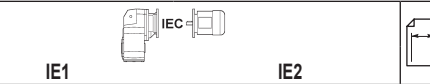


0.25 kW


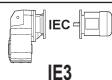
n ₂ min-1	M ₂ Nm	S	i	R _{n2} N						
					IE1	IE2	IE1	IE2		
0.41	5283	0.9	2188	35000	F704_2188 S1 M1SD6		492	F704_2188 P71 BN71B6		493
0.45	4877	1.0	2019	35000	F704_2019 S1 M1SD6		492	F704_2019 P71 BN71B6		493
0.45	4799	1.7	1987	45000	F804_1987 S1 M1SD6		495	F804_1987 P71 BN71B6		496
0.49	4430	1.8	1834	45000	F804_1834 S1 M1SD6		495	F804_1834 P71 BN71B6		496
0.52	4146	1.2	1717	35000	F704_1717 S1 M1SD6		492	F704_1717 P71 BN71B6		493
0.53	4128	1.9	1709	45000	F804_1709 S1 M1SD6		495	F804_1709 P71 BN71B6		496
0.57	3827	1.3	1585	35000	F704_1585 S1 M1SD6		492	F704_1585 P71 BN71B6		493
0.57	3810	2.1	1578	45000	F804_1578 S1 M1SD6		495	F804_1578 P71 BN71B6		496
0.61	3578	1.4	1481	35000	F704_1481 S1 M1SD6		492	F704_1481 P71 BN71B6		493
0.65	3342	2.4	1384	45000	F804_1384 S1 M1SD6		495	F804_1384 P71 BN71B6		496
0.66	3303	1.5	1368	35000	F704_1368 S1 M1SD6		492	F704_1368 P71 BN71B6		493
0.70	3085	2.6	1277	45000	F804_1277 S1 M1SD6		495	F804_1277 P71 BN71B6		496
0.76	2854	1.8	1182	35000	F704_1182 S1 M1SD6		492	F704_1182 P71 BN71B6		493
0.79	2757	1.1	1141	20000	F604_1141 S1 M1SD6		488	F604_1141 P71 BN71B6		489
0.79	2769	2.9	1146	45000	F804_1146 S1 M1SD6		495	F804_1146 P71 BN71B6		496
0.83	2635	1.9	1091	35000	F704_1091 S1 M1SD6		492	F704_1091 P71 BN71B6		493
0.85	2545	1.1	1054	20000	F604_1054 S1 M1SD6		488	F604_1054 P71 BN71B6		489
0.85	2556	3.1	1058	45000	F804_1058 S1 M1SD6		495	F804_1058 P71 BN71B6		496
0.92	2353	2.1	974.4	35000	F704_974.4 S1 M1SD6		492	F704_974.4 P71 BN71B6		493
0.94	2316	1.3	958.9	20000	F604_958.9 S1 M1SD6		488	F604_958.9 P71 BN71B6		489
1.0	2138	1.4	885.1	20000	F604_885.1 S1 M1SD6		488	F604_885.1 P71 BN71B6		489
1.0	2172	2.3	899.4	35000	F704_899.4 S1 M1SD6		492	F704_899.4 P71 BN71B6		493
1.1	1996	0.9	826.4	12000	F514_826.4 S1 M1SD6		484	F514_826.4 P71 BN71B6		485
1.1	1986	2.5	822.2	35000	F704_822.2 S1 M1SD6		492	F704_822.2 P71 BN71B6		493
1.3	1633	1.1	676.3	12000	F514_676.3 S1 M1SD6		484	F514_676.3 P71 BN71B6		485
1.4	1600	1.8	662.4	20000	F604_662.4 S1 M1SD6		488	F604_662.4 P71 BN71B6		489
1.4	1588	3.1	657.4	35000	F704_657.4 S1 M1SD6		492	F704_657.4 P71 BN71B6		493
1.5	1477	2.0	611.4	20000	F604_611.4 S1 M1SD6		488	F604_611.4 P71 BN71B6		489
1.5	1466	3.4	606.8	35000	F704_606.8 S1 M1SD6		492	F704_606.8 P71 BN71B6		493
1.7	1282	0.9	813.8	8500	F414_813.8 S05 M05C4	F414_813.8 S1 ME1SA4	480	F414_813.8 P71 BN71A4	F414_813.8 P71 BE71A4	481
1.8	1199	0.9	739.4	8500	F414_739.4 S05 M05C4	F414_739.4 S1 ME1SA4	480	F414_739.4 P71 BN71A4	F414_739.4 P71 BE71A4	481
1.9	1119	1.0	690.1	8500	F414_690.1 S05 M05C4	F414_690.1 S1 ME1SA4	480	F414_690.1 P71 BN71A4	F414_690.1 P71 BE71A4	481
2.4	892	1.2	549.8	8500	F414_549.8 S05 M05C4	F414_549.8 S1 ME1SA4	480	F414_549.8 P71 BN71A4	F414_549.8 P71 BE71A4	481
2.8	783	2.3	317.3	12000	F513_317.3 S1 M1SD6		484	F513_317.3 P71 BN71B6		485
3.1	704	1.6	433.7	8500	F414_433.7 S05 M05C4	F414_433.7 S1 ME1SA4	480	F414_433.7 P71 BN71A4	F414_433.7 P71 BE71A4	481
3.2	679	0.9	418.9	6500	F314_418.9 S05 M05C4	F314_418.9 S1 ME1SA4	476	F314_418.9 P71 BN71A4	F314_418.9 P71 BE71A4	477
3.7	603	1.0	374.4	6500				F313_374.4 P71 BN71A4	F313_374.4 P71 BE71A4	477
4.0	555	2.0	344.8	8500				F413_344.8 P71 BN71A4	F413_344.8 P71 BE71A4	481
4.1	536	1.1	332.8	6500				F313_332.8 P71 BN71A4	F313_332.8 P71 BE71A4	477
4.7	473	1.3	293.8	6500				F313_293.8 P71 BN71A4	F313_293.8 P71 BE71A4	477
4.7	477	2.3	296.6	8500				F413_296.6 P71 BN71A4	F413_296.6 P71 BE71A4	481
5.2	425	0.9	256.1	6500	F253_256.1 S05 M05C4	F253_256.1 S1 ME1SA4	472	F253_256.1 P71 BN71A4	F253_256.1 P71 BE71A4	473
5.2	430	2.6	266.9	8500				F413_266.9 P71 BN71A4	F413_266.9 P71 BE71A4	481
5.4	408	1.5	253.6	6500				F313_253.6 P71 BN71A4	F313_253.6 P71 BE71A4	477
5.7	387	2.8	240.1	8500				F413_240.1 P71 BN71A4	F413_240.1 P71 BE71A4	481
5.9	378	1.1	227.8	6500	F253_227.8 S05 M05C4	F253_227.8 S1 ME1SA4	472	F253_227.8 P71 BN71A4	F253_227.8 P71 BE71A4	473
6.0	367	1.6	228.2	6500				F313_228.2 P71 BN71A4	F313_228.2 P71 BE71A4	477
6.3	354	3.1	220.1	8500				F413_220.1 P71 BN71A4	F413_220.1 P71 BE71A4	481
6.8	326	1.8	202.3	6500				F313_202.3 P71 BN71A4	F313_202.3 P71 BE71A4	477
6.9	321	1.2	193.6	6500	F253_193.6 S05 M05C4	F253_193.6 S1 ME1SA4	472	F253_193.6 P71 BN71A4	F253_193.6 P71 BE71A4	473
6.9	320	3.4	198.9	8500				F413_198.9 P71 BN71A4	F413_198.9 P71 BE71A4	481
7.4	299	2.0	185.4	6500				F313_185.4 P71 BN71A4	F313_185.4 P71 BE71A4	477
7.7	289	1.4	174.2	6500	F253_174.2 S05 M05C4	F253_174.2 S1 ME1SA4	472	F253_174.2 P71 BN71A4	F253_174.2 P71 BE71A4	473
8.0	278	0.9	172.6	4000	F203_172.6 S05 M05C4	F203_172.6 S1 ME1SA4	468	F203_172.6 P71 BN71A4	F203_172.6 P71 BE71A4	469
8.3	268	2.2	166.8	6500				F313_166.8 P71 BN71A4	F313_166.8 P71 BE71A4	477
8.6	259	1.0	156.3	4000	F203_156.3 S05 M05C4	F203_156.3 S1 ME1SA4	468	F203_156.3 P71 BN71A4	F203_156.3 P71 BE71A4	469
8.6	259	1.5	155.9	6500	F253_155.9 S05 M05C4	F253_155.9 S1 ME1SA4	472	F253_155.9 P71 BN71A4	F253_155.9 P71 BE71A4	473
9.2	243	2.5	150.8	6500				F313_150.8 P71 BN71A4	F313_150.8 P71 BE71A4	477
9.7	230	1.7	143.0	6500	F253_143.0 S05 M05C4	F253_143.0 S1 ME1SA4	472	F253_143.0 P71 BN71A4	F253_143.0 P71 BE71A4	473
9.8	227	2.6	140.7	6500				F313_140.7 P71 BN71A4	F313_140.7 P71 BE71A4	477

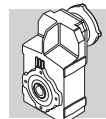


0.25 kW


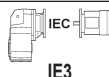
n ₂ min ⁻¹	M ₂ Nm	S	i	R _{n2} N						
					IE1	IE2		IE1	IE2	
10.1	224	1.1	132.2	4000	F202_132.2 S05 M05C4	F202_132.2 S1 ME1SA4	468	F202_132.2 P71 BN71A4	F202_132.2 P71 BE71A4	469
10.5	212	1.9	127.8	6500	F253_127.8 S05 M05C4	F253_127.8 S1 ME1SA4	472	F253_127.8 P71 BN71A4	F253_127.8 P71 BE71A4	473
10.7	207	2.9	128.4	6500				F313_128.4 P71 BN71A4	F313_128.4 P71 BE71A4	477
11.7	194	1.3	114.3	4000	F202_114.3 S05 M05C4	F202_114.3 S1 ME1SA4	468	F202_114.3 P71 BN71A4	F202_114.3 P71 BE71A4	469
12.2	182	2.2	113.0	6500	F253_113.0 S05 M05C4	F253_113.0 S1 ME1SA4	472	F253_113.0 P71 BN71A4	F253_113.0 P71 BE71A4	473
12.3	181	3.3	112.5	6500				F313_112.5 P71 BN71A4	F313_112.5 P71 BE71A4	477
12.7	175	2.3	105.4	6500	F253_105.4 S05 M05C4	F253_105.4 S1 ME1SA4	472	F253_105.4 P71 BN71A4	F253_105.4 P71 BE71A4	473
13.2	172	1.5	101.6	4000	F202_101.6 S05 M05C4	F202_101.6 S1 ME1SA4	468	F202_101.6 P71 BN71A4	F202_101.6 P71 BE71A4	469
14.0	158	2.5	95.5	6500	F253_95.5 S05 M05C4	F253_95.5 S1 ME1SA4	472	F253_95.5 P71 BN71A4	F253_95.5 P71 BE71A4	473
14.6	155	0.9	91.5	2800	F102_91.5 S05 M05C4	F102_91.5 S1 ME1SA4	464	F102_91.5 P71 BN71A4	F102_91.5 P71 BE71A4	465
14.8	153	1.6	90.4	4000	F202_90.4 S05 M05C4	F202_90.4 S1 ME1SA4	468	F202_90.4 P71 BN71A4	F202_90.4 P71 BE71A4	469
16.1	138	2.9	83.4	6500	F253_83.4 S05 M05C4	F253_83.4 S1 ME1SA4	472	F253_83.4 P71 BN71A4	F253_83.4 P71 BE71A4	473
16.5	138	1.0	81.3	2800	F102_81.3 S05 M05C4	F102_81.3 S1 ME1SA4	464	F102_81.3 P71 BN71A4	F102_81.3 P71 BE71A4	465
17.4	130	1.9	76.8	4000	F202_76.8 S05 M05C4	F202_76.8 S1 ME1SA4	468	F202_76.8 P71 BN71A4	F202_76.8 P71 BE71A4	469
17.5	127	3.2	76.6	6420	F253_76.6 S05 M05C4	F253_76.6 S1 ME1SA4	472	F253_76.6 P71 BN71A4	F253_76.6 P71 BE71A4	473
18.8	120	1.2	71.1	2800	F102_71.1 S05 M05C4	F102_71.1 S1 ME1SA4	464	F102_71.1 P71 BN71A4	F102_71.1 P71 BE71A4	465
19.4	117	2.1	69.1	4000	F202_69.1 S05 M05C4	F202_69.1 S1 ME1SA4	468	F202_69.1 P71 BN71A4	F202_69.1 P71 BE71A4	469
21.3	107	1.3	63.0	2800	F102_63.0 S05 M05C4	F102_63.0 S1 ME1SA4	464	F102_63.0 P71 BN71A4	F102_63.0 P71 BE71A4	465
21.7	105	2.4	61.9	4000	F202_61.9 S05 M05C4	F202_61.9 S1 ME1SA4	468	F202_61.9 P71 BN71A4	F202_61.9 P71 BE71A4	469
23.6	96	1.5	56.7	2800	F102_56.7 S05 M05C4	F102_56.7 S1 ME1SA4	464	F102_56.7 P71 BN71A4	F102_56.7 P71 BE71A4	465
23.6	96	2.6	56.7	4000	F202_56.7 S05 M05C4	F202_56.7 S1 ME1SA4	468	F202_56.7 P71 BN71A4	F202_56.7 P71 BE71A4	469
26.4	86	2.9	50.7	4000	F202_50.7 S05 M05C4	F202_50.7 S1 ME1SA4	468	F202_50.7 P71 BN71A4	F202_50.7 P71 BE71A4	469
27.5	83	1.7	48.7	2800	F102_48.7 S05 M05C4	F102_48.7 S1 ME1SA4	464	F102_48.7 P71 BN71A4	F102_48.7 P71 BE71A4	465
29.9	76	3.3	44.8	3870	F202_44.8 S05 M05C4	F202_44.8 S1 ME1SA4	468	F202_44.8 P71 BN71A4	F202_44.8 P71 BE71A4	469
30	76	1.9	44.7	2800	F102_44.7 S05 M05C4	F102_44.7 S1 ME1SA4	464	F102_44.7 P71 BN71A4	F102_44.7 P71 BE71A4	465
34	67	2.1	39.6	2800	F102_39.6 S05 M05C4	F102_39.6 S1 ME1SA4	464	F102_39.6 P71 BN71A4	F102_39.6 P71 BE71A4	465
38	60	2.3	35.3	2800	F102_35.3 S05 M05C4	F102_35.3 S1 ME1SA4	464	F102_35.3 P71 BN71A4	F102_35.3 P71 BE71A4	465
41	56	2.5	33.0	2800	F102_33.0 S05 M05C4	F102_33.0 S1 ME1SA4	464	F102_33.0 P71 BN71A4	F102_33.0 P71 BE71A4	465
45	50	2.8	29.6	2800	F102_29.6 S05 M05C4	F102_29.6 S1 ME1SA4	464	F102_29.6 P71 BN71A4	F102_29.6 P71 BE71A4	465
52	44	3.2	25.8	2750	F102_25.8 S05 M05C4	F102_25.8 S1 ME1SA4	464	F102_25.8 P71 BN71A4	F102_25.8 P71 BE71A4	465
59	39	3.6	22.8	2650	F102_22.8 S05 M05C4	F102_22.8 S1 ME1SA4	464	F102_22.8 P71 BN71A4	F102_22.8 P71 BE71A4	465
69	33	4.2	19.3	2520	F102_19.3 S05 M05C4	F102_19.3 S1 ME1SA4	464	F102_19.3 P71 BN71A4	F102_19.3 P71 BE71A4	465
81	28	4.6	17.0	2420	F102_17.0 S05 M05C4	F102_17.0 S1 ME1SA4	464	F102_17.0 P71 BN71A4	F102_17.0 P71 BE71A4	465
91	25	4.8	14.6	2310	F102_14.6 S05 M05C4	F102_14.6 S1 ME1SA4	464	F102_14.6 P71 BN71A4	F102_14.6 P71 BE71A4	465
103	22	4.7	13.0	2230	F102_13.0 S05 M05C4	F102_13.0 S1 ME1SA4	464	F102_13.0 P71 BN71A4	F102_13.0 P71 BE71A4	465
120	19	5.1	11.5	2140	F102_11.5 S05 M05C4	F102_11.5 S1 ME1SA4	464	F102_11.5 P71 BN71A4	F102_11.5 P71 BE71A4	465
137	17	5.4	9.8	2030	F102_9.8 S05 M05C4	F102_9.8 S1 ME1SA4	464	F102_9.8 P71 BN71A4	F102_9.8 P71 BE71A4	465
161	14	5.8	8.6	1950	F102_8.6 S05 M05C4	F102_8.6 S1 ME1SA4	464	F102_8.6 P71 BN71A4	F102_8.6 P71 BE71A4	465
181	13	6.1	7.4	1860	F102_7.4 S05 M05C4	F102_7.4 S1 ME1SA4	464	F102_7.4 P71 BN71A4	F102_7.4 P71 BE71A4	465
187	12	7.7	14.6	1850	F102_14.6 S05 M05B2		464	F102_14.6 P63 BN63B2		465
210	11	7.9	13.0	1780	F102_13.0 S05 M05B2		464	F102_13.0 P63 BN63B2		465
237	10	8.2	11.5	1710	F102_11.5 S05 M05B2		464	F102_11.5 P63 BN63B2		465
280	8	9.0	9.8	1620	F102_9.8 S05 M05B2		464	F102_9.8 P63 BN63B2		465
319	7	9.4	8.6	1550	F102_8.6 S05 M05B2		464	F102_8.6 P63 BN63B2		465
370	6	10.3	7.4	1480	F102_7.4 S05 M05B2		464	F102_7.4 P63 BN63B2		465

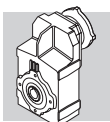
0.25 kW

n ₂ min ⁻¹	M ₂ Nm	S	i	R _{n2} N						
					IE3			IE3		
0.41	5283	0.9	2188	35000						
0.45	4877	1.0	2019	35000						
0.45	4799	1.7	1987	45000						
0.49	4430	1.8	1834	45000						
0.52	4146	1.2	1717	35000						
0.53	4128	1.9	1709	45000						
0.57	3827	1.3	1585	35000						



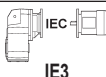



0.25 kW



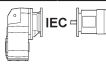

n ₂ min ⁻¹	M ₂ Nm	S	i	R _{n2} N	 IE3		 IE3	
0.57	3810	2.1	1578	45000				
0.61	3578	1.4	1481	35000				
0.65	3342	2.4	1384	45000				
0.66	3303	1.5	1368	35000				
0.70	3085	2.6	1277	45000				
0.76	2854	1.8	1182	35000				
0.79	2757	1.1	1141	20000				
0.79	2769	2.9	1146	45000				
0.83	2635	1.9	1091	35000				
0.85	2545	1.1	1054	20000				
0.85	2556	3.1	1058	45000				
0.92	2353	2.1	974.4	35000				
0.94	2316	1.3	958.9	20000				
1.0	2138	1.4	885.1	20000				
1.0	2172	2.3	899.4	35000				
1.1	1996	0.9	826.4	12000				
1.1	1986	2.5	822.2	35000				
1.3	1633	1.1	676.3	12000				
1.4	1600	1.8	662.4	20000				
1.4	1588	3.1	657.4	35000				
1.5	1477	2.0	611.4	20000				
1.5	1466	3.4	606.8	35000				
1.7	1282	0.9	813.8	8500	F414_813.8 S10 MXN10MA4	480	F414_813.8 P71 BXN71MA4	481
1.8	1199	0.9	739.4	8500	F414_739.4 S10 MXN10MA4	480	F414_739.4 P71 BXN71MA4	481
1.9	1119	1.0	690.1	8500	F414_690.1 S10 MXN10MA4	480	F414_690.1 P71 BXN71MA4	481
2.4	892	1.2	549.8	8500	F414_549.8 S10 MXN10MA4	480	F414_549.8 P71 BXN71MA4	481
2.8	783	2.3	317.3	12000				
3.1	704	1.6	433.7	8500	F414_433.7 S10 MXN10MA4	480	F414_433.7 P71 BXN71MA4	481
3.2	679	0.9	418.9	6500	F314_418.9 S10 MXN10MA4	476	F314_418.9 P71 BXN71MA4	477
3.7	603	1.0	374.4	6500			F313_374.4 P71 BXN71MA4	477
4.0	555	2.0	344.8	8500			F413_344.8 P71 BXN71MA4	481
4.1	536	1.1	332.8	6500			F313_332.8 P71 BXN71MA4	477
4.7	473	1.3	293.8	6500			F313_293.8 P71 BXN71MA4	477
4.7	477	2.3	296.6	8500			F413_296.6 P71 BXN71MA4	481
5.2	425	0.9	256.1	6500	F253_256.1 S10 MXN10MA4	472	F253_256.1 P71 BXN71MA4	473
5.2	430	2.6	266.9	8500			F413_266.9 P71 BXN71MA4	481
5.4	408	1.5	253.6	6500			F313_253.6 P71 BXN71MA4	477
5.7	387	2.8	240.1	8500			F413_240.1 P71 BXN71MA4	481
5.9	378	1.1	227.8	6500	F253_227.8 S10 MXN10MA4	472	F253_227.8 P71 BXN71MA4	473
6.0	367	1.6	228.2	6500			F313_228.2 P71 BXN71MA4	477
6.3	354	3.1	220.1	8500			F413_220.1 P71 BXN71MA4	481
6.8	326	1.8	202.3	6500			F313_202.3 P71 BXN71MA4	477
6.9	321	1.2	193.6	6500	F253_193.6 S10 MXN10MA4	472	F253_193.6 P71 BXN71MA4	473
6.9	320	3.4	198.9	8500			F413_198.9 P71 BXN71MA4	481
7.4	299	2.0	185.4	6500			F313_185.4 P71 BXN71MA4	477
7.7	289	1.4	174.2	6500	F253_174.2 S10 MXN10MA4	472	F253_174.2 P71 BXN71MA4	473
8.0	278	0.9	172.6	4000	F203_172.6 S10 MXN10MA4	468	F203_172.6 P71 BXN71MA4	469
8.3	268	2.2	166.8	6500			F313_166.8 P71 BXN71MA4	477
8.6	259	1.0	156.3	4000	F203_156.3 S10 MXN10MA4	468	F203_156.3 P71 BXN71MA4	469
8.6	259	1.5	155.9	6500	F253_155.9 S10 MXN10MA4	472	F253_155.9 P71 BXN71MA4	473
9.2	243	2.5	150.8	6500			F313_150.8 P71 BXN71MA4	477
9.7	230	1.7	143.0	6500	F253_143.0 S10 MXN10MA4	472	F253_143.0 P71 BXN71MA4	473
9.8	227	2.6	140.7	6500			F313_140.7 P71 BXN71MA4	477
10.1	224	1.1	132.2	4000	F202_132.2 S10 MXN10MA4	468	F202_132.2 P71 BXN71MA4	469
10.5	212	1.9	127.8	6500	F253_127.8 S10 MXN10MA4	472	F253_127.8 P71 BXN71MA4	473
10.7	207	2.9	128.4	6500			F313_128.4 P71 BXN71MA4	477
11.7	194	1.3	114.3	4000	F202_114.3 S10 MXN10MA4	468	F202_114.3 P71 BXN71MA4	469
12.2	182	2.2	113.0	6500	F253_113.0 S10 MXN10MA4	472	F253_113.0 P71 BXN71MA4	473
12.3	181	3.3	112.5	6500			F313_112.5 P71 BXN71MA4	477
12.7	175	2.3	105.4	6500	F253_105.4 S10 MXN10MA4	472	F253_105.4 P71 BXN71MA4	473

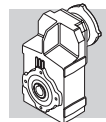


0.25 kW


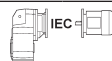
n ₂ min-1	M ₂ Nm	S	i	R _{n2} N	IE3		IE3	
								
13.2	172	1.5	101.6	4000	F202_101.6 S10 MXN10MA4	468	F202_101.6 P71 BXN71MA4	469
14.0	158	2.5	95.5	6500	F253_95.5 S10 MXN10MA4	472	F253_95.5 P71 BXN71MA4	473
14.6	155	0.9	91.5	2800	F102_91.5 S10 MXN10MA4	464	F102_91.5 P71 BXN71MA4	465
14.8	153	1.6	90.4	4000	F202_90.4 S10 MXN10MA4	468	F202_90.4 P71 BXN71MA4	469
16.1	138	2.9	83.4	6500	F253_83.4 S10 MXN10MA4	472	F253_83.4 P71 BXN71MA4	473
16.5	138	1.0	81.3	2800	F102_81.3 S10 MXN10MA4	464	F102_81.3 P71 BXN71MA4	465
17.4	130	1.9	76.8	4000	F202_76.8 S10 MXN10MA4	468	F202_76.8 P71 BXN71MA4	469
17.5	127	3.2	76.6	6420	F253_76.6 S10 MXN10MA4	472	F253_76.6 P71 BXN71MA4	473
18.8	120	1.2	71.1	2800	F102_71.1 S10 MXN10MA4	464	F102_71.1 P71 BXN71MA4	465
19.4	117	2.1	69.1	4000	F202_69.1 S10 MXN10MA4	468	F202_69.1 P71 BXN71MA4	469
21.3	107	1.3	63.0	2800	F102_63.0 S10 MXN10MA4	464	F102_63.0 P71 BXN71MA4	465
21.7	105	2.4	61.9	4000	F202_61.9 S10 MXN10MA4	468	F202_61.9 P71 BXN71MA4	469
23.6	96	1.5	56.7	2800	F102_56.7 S10 MXN10MA4	464	F102_56.7 P71 BXN71MA4	465
23.6	96	2.6	56.7	4000	F202_56.7 S10 MXN10MA4	468	F202_56.7 P71 BXN71MA4	469
26.4	86	2.9	50.7	4000	F202_50.7 S10 MXN10MA4	468	F202_50.7 P71 BXN71MA4	469
27.5	83	1.7	48.7	2800	F102_48.7 S10 MXN10MA4	464	F102_48.7 P71 BXN71MA4	465
29.9	76	3.3	44.8	3870	F202_44.8 S10 MXN10MA4	468	F202_44.8 P71 BXN71MA4	469
30	76	1.9	44.7	2800	F102_44.7 S10 MXN10MA4	464	F102_44.7 P71 BXN71MA4	465
34	67	2.1	39.6	2800	F102_39.6 S10 MXN10MA4	464	F102_39.6 P71 BXN71MA4	465
38	60	2.3	35.3	2800	F102_35.3 S10 MXN10MA4	464	F102_35.3 P71 BXN71MA4	465
41	56	2.5	33.0	2800	F102_33.0 S10 MXN10MA4	464	F102_33.0 P71 BXN71MA4	465
45	50	2.8	29.6	2800	F102_29.6 S10 MXN10MA4	464	F102_29.6 P71 BXN71MA4	465
52	44	3.2	25.8	2750	F102_25.8 S10 MXN10MA4	464	F102_25.8 P71 BXN71MA4	465
59	39	3.6	22.8	2650	F102_22.8 S10 MXN10MA4	464	F102_22.8 P71 BXN71MA4	465
69	33	4.2	19.3	2520	F102_19.3 S10 MXN10MA4	464	F102_19.3 P71 BXN71MA4	465
81	28	4.6	17.0	2420	F102_17.0 S10 MXN10MA4	464	F102_17.0 P71 BXN71MA4	465
91	25	4.8	14.6	2310	F102_14.6 S10 MXN10MA4	464	F102_14.6 P71 BXN71MA4	465
103	22	4.7	13.0	2230	F102_13.0 S10 MXN10MA4	464	F102_13.0 P71 BXN71MA4	465
120	19	5.1	11.5	2140	F102_11.5 S10 MXN10MA4	464	F102_11.5 P71 BXN71MA4	465
137	17	5.4	9.8	2030	F102_9.8 S10 MXN10MA4	464	F102_9.8 P71 BXN71MA4	465
161	14	5.8	8.6	1950	F102_8.6 S10 MXN10MA4	464	F102_8.6 P71 BXN71MA4	465
181	13	6.1	7.4	1860	F102_7.4 S10 MXN10MA4	464	F102_7.4 P71 BXN71MA4	465
187	12	7.7	14.6	1850				
210	11	7.9	13.0	1780				
237	10	8.2	11.5	1710				
280	8	9.0	9.8	1620				
319	7	9.4	8.6	1550				
370	6	10.3	7.4	1480				

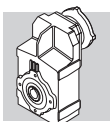
0.37 kW

n ₂ min-1	M ₂ Nm	S	i	R _{n2} N	IE1		IE2	
								
0.46	7024	1.1	1987	45000	F804_1987 S1 M1LA6	495	F804_1987 P80 BN80A6	496
0.50	6484	1.2	1834	45000	F804_1834 S1 M1LA6	495	F804_1834 P80 BN80A6	496
0.53	6042	1.3	1709	45000	F804_1709 S1 M1LA6	495	F804_1709 P80 BN80A6	496
0.57	5602	0.9	1585	35000	F704_1585 S1 M1LA6	492	F704_1585 P80 BN80A6	493
0.58	5577	1.4	1578	45000	F804_1578 S1 M1LA6	495	F804_1578 P80 BN80A6	496
0.61	5238	1.0	1481	35000	F704_1481 S1 M1LA6	492	F704_1481 P80 BN80A6	493
0.63	5137	1.0	2188	35000	F704_2188 S1 M1SD4	492	F704_2188 P71 BN71B4	493
0.68	4742	1.1	2019	35000	F704_2019 S1 M1SD4	492	F704_2019 P71 BN71B4	493
0.69	4666	1.7	1987	45000	F804_1987 S1 M1SD4	495	F804_1987 P71 BN71B4	496
0.75	4307	1.9	1834	45000	F804_1834 S1 M1SD4	495	F804_1834 P71 BN71B4	496
0.80	4031	1.2	1717	35000	F704_1717 S1 M1SD4	492	F704_1717 P71 BN71B4	493
0.80	4013	2.0	1709	45000	F804_1709 S1 M1SD4	495	F804_1709 P71 BN71B4	496
0.86	3721	1.3	1585	35000	F704_1585 S1 M1SD4	492	F704_1585 P71 BN71B4	493
0.87	3705	2.2	1578	45000	F804_1578 S1 M1SD4	495	F804_1578 P71 BN71B4	496
0.92	3479	1.4	1481	35000	F704_1481 S1 M1SD4	492	F704_1481 P71 BN71B4	493
0.99	3250	2.5	1384	45000	F804_1384 S1 M1SD4	495	F804_1384 P71 BN71B4	496
1.0	3211	1.6	1368	35000	F704_1368 S1 M1SD4	492	F704_1368 P71 BN71B4	493





0.37 kW


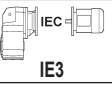
n ₂ min ⁻¹	M ₂ Nm	S	i	R _{n2} N						
					IE1	IE2	IE1	IE2		
1.1	3000	2.7	1277	45000	F804_1277 S1 M1SD4	F804_1277 S1 ME1SB4	495	F804_1277 P71 BN71B4	F804_1277 P71 BE71B4	496
1.2	2680	1.1	1141	20000	F604_1141 S1 M1SD4	F604_1141 S1 ME1SB4	488	F604_1141 P71 BN71B4	F604_1141 P71 BE71B4	489
1.2	2775	1.8	1182	35000	F704_1182 S1 M1SD4	F704_1182 S1 ME1SB4	492	F704_1182 P71 BN71B4	F704_1182 P71 BE71B4	493
1.2	2692	3.0	1146	45000	F804_1146 S1 M1SD4	F804_1146 S1 ME1SB4	495	F804_1146 P71 BN71B4	F804_1146 P71 BE71B4	496
1.3	2474	1.2	1054	20000	F604_1054 S1 M1SD4	F604_1054 S1 ME1SB4	488	F604_1054 P71 BN71B4	F604_1054 P71 BE71B4	489
1.3	2562	2.0	1091	35000	F704_1091 S1 M1SD4	F704_1091 S1 ME1SB4	492	F704_1091 P71 BN71B4	F704_1091 P71 BE71B4	493
1.3	2485	3.2	1058	45000	F804_1058 S1 M1SD4	F804_1058 S1 ME1SB4	495	F804_1058 P71 BN71B4	F804_1058 P71 BE71B4	496
1.4	2252	1.3	958.9	20000	F604_958.9 S1 M1SD4	F604_958.9 S1 ME1SB4	488	F604_958.9 P71 BN71B4	F604_958.9 P71 BE71B4	489
1.4	2288	2.2	974.4	35000	F704_974.4 S1 M1SD4	F704_974.4 S1 ME1SB4	492	F704_974.4 P71 BN71B4	F704_974.4 P71 BE71B4	493
1.5	2079	0.9	885.5	12000	F514_885.5 S1 M1SD4	F514_885.5 S1 ME1SB4	484	F514_885.5 P71 BN71B4	F514_885.5 P71 BE71B4	485
1.5	2078	1.4	885.1	20000	F604_885.1 S1 M1SD4	F604_885.1 S1 ME1SB4	488	F604_885.1 P71 BN71B4	F604_885.1 P71 BE71B4	489
1.5	2112	2.4	899.4	35000	F704_899.4 S1 M1SD4	F704_899.4 S1 ME1SB4	492	F704_899.4 P71 BN71B4	F704_899.4 P71 BE71B4	493
1.7	1941	0.9	826.4	12000	F514_826.4 S1 M1SD4	F514_826.4 S1 ME1SB4	484	F514_826.4 P71 BN71B4	F514_826.4 P71 BE71B4	485
1.7	1931	2.6	822.2	35000	F704_822.2 S1 M1SD4	F704_822.2 S1 ME1SB4	492	F704_822.2 P71 BN71B4	F704_822.2 P71 BE71B4	493
2.0	1588	1.1	676.3	12000	F514_676.3 S1 M1SD4	F514_676.3 S1 ME1SB4	484	F514_676.3 P71 BN71B4	F514_676.3 P71 BE71B4	485
2.1	1556	1.9	662.4	20000	F604_662.4 S1 M1SD4	F604_662.4 S1 ME1SB4	488	F604_662.4 P71 BN71B4	F604_662.4 P71 BE71B4	489
2.1	1544	3.2	657.4	35000	F704_657.4 S1 M1SD4	F704_657.4 S1 ME1SB4	492	F704_657.4 P71 BN71B4	F704_657.4 P71 BE71B4	493
2.2	1436	2.0	611.4	20000	F604_611.4 S1 M1SD4	F604_611.4 S1 ME1SB4	488	F604_611.4 P71 BN71B4	F604_611.4 P71 BE71B4	489
2.3	1425	3.5	606.8	35000	F704_606.8 S1 M1SD4	F704_606.8 S1 ME1SB4	492	F704_606.8 P71 BN71B4	F704_606.8 P71 BE71B4	493
2.5	1291	0.9	549.8	8500	F414_549.8 S1 M1SD4	F414_549.8 S1 ME1SB4	480	F414_549.8 P71 BN71B4	F414_549.8 P71 BE71B4	481
2.6	1246	1.4	530.5	12000	F514_530.5 S1 M1SD4	F514_530.5 S1 ME1SB4	484	F514_530.5 P71 BN71B4	F514_530.5 P71 BE71B4	485
2.6	1246	2.3	530.7	20000	F604_530.7 S1 M1SD4	F604_530.7 S1 ME1SB4	488	F604_530.7 P71 BN71B4	F604_530.7 P71 BE71B4	489
2.8	1150	2.5	489.8	20000	F604_489.8 S1 M1SD4	F604_489.8 S1 ME1SB4	488	F604_489.8 P71 BN71B4	F604_489.8 P71 BE71B4	489
3.2	1018	1.1	433.7	8500	F414_433.7 S1 M1SD4	F414_433.7 S1 ME1SB4	480	F414_433.7 P71 BN71B4	F414_433.7 P71 BE71B4	481
3.2	1008	1.8	429.1	12000	F514_429.1 S1 M1SD4	F514_429.1 S1 ME1SB4	484	F514_429.1 P71 BN71B4	F514_429.1 P71 BE71B4	485
3.2	1016	2.9	432.6	20000	F604_432.6 S1 M1SD4	F604_432.6 S1 ME1SB4	488	F604_432.6 P71 BN71B4	F604_432.6 P71 BE71B4	489
3.4	938	3.1	399.3	20000	F604_399.3 S1 M1SD4	F604_399.3 S1 ME1SB4	488	F604_399.3 P71 BN71B4	F604_399.3 P71 BE71B4	489
3.9	846	2.1	352.5	12000	F513_352.5 S1 M1SD4	F513_352.5 S1 ME1SB4	484	F513_352.5 P71 BN71B4	F513_352.5 P71 BE71B4	485
4.0	827	1.3	344.8	8500	F413_344.8 S1 M1SD4	F413_344.8 S1 ME1SB4	480	F413_344.8 P71 BN71B4	F413_344.8 P71 BE71B4	481
4.3	761	2.4	317.3	12000	F513_317.3 S1 M1SD4	F513_317.3 S1 ME1SB4	484	F513_317.3 P71 BN71B4	F513_317.3 P71 BE71B4	485
4.6	712	1.5	296.6	8500	F413_296.6 S1 M1SD4	F413_296.6 S1 ME1SB4	480	F413_296.6 P71 BN71B4	F413_296.6 P71 BE71B4	481
4.8	686	2.6	285.9	12000	F513_285.9 S1 M1SD4	F513_285.9 S1 ME1SB4	484	F513_285.9 P71 BN71B4	F513_285.9 P71 BE71B4	485
5.1	641	1.7	266.9	8500	F413_266.9 S1 M1SD4	F413_266.9 S1 ME1SB4	480	F413_266.9 P71 BN71B4	F413_266.9 P71 BE71B4	481
5.2	629	2.9	262.1	12000	F513_262.1 S1 M1SD4	F513_262.1 S1 ME1SB4	484	F513_262.1 P71 BN71B4	F513_262.1 P71 BE71B4	485
5.4	609	1.0	253.6	6500	F313_253.6 S1 M1SD4	F313_253.6 S1 ME1SB4	476	F313_253.6 P71 BN71B4	F313_253.6 P71 BE71B4	477
5.7	576	1.9	240.1	8500	F413_240.1 S1 M1SD4	F413_240.1 S1 ME1SB4	480	F413_240.1 P71 BN71B4	F413_240.1 P71 BE71B4	481
5.7	576	3.1	239.8	12000	F513_239.8 S1 M1SD4	F513_239.8 S1 ME1SB4	484	F513_239.8 P71 BN71B4	F513_239.8 P71 BE71B4	485
6.0	548	1.1	228.2	6500	F313_228.2 S1 M1SD4	F313_228.2 S1 ME1SB4	476	F313_228.2 P71 BN71B4	F313_228.2 P71 BE71B4	477
6.2	528	2.1	220.1	8500	F413_220.1 S1 M1SD4	F413_220.1 S1 ME1SB4	480	F413_220.1 P71 BN71B4	F413_220.1 P71 BE71B4	481
6.3	520	3.5	216.9	12000	F513_216.9 S1 M1SD4	F513_216.9 S1 ME1SB4	484	F513_216.9 P71 BN71B4	F513_216.9 P71 BE71B4	485
6.8	485	1.2	202.3	6500	F313_202.3 S1 M1SD4	F313_202.3 S1 ME1SB4	476	F313_202.3 P71 BN71B4	F313_202.3 P71 BE71B4	477
6.9	477	2.3	198.9	8500	F413_198.9 S1 M1SD4	F413_198.9 S1 ME1SB4	480	F413_198.9 P71 BN71B4	F413_198.9 P71 BE71B4	481
7.4	445	1.3	185.4	6500	F313_185.4 S1 M1SD4	F313_185.4 S1 ME1SB4	476	F313_185.4 P71 BN71B4	F313_185.4 P71 BE71B4	477
7.6	434	2.5	180.7	8500	F413_180.7 S1 M1SD4	F413_180.7 S1 ME1SB4	480	F413_180.7 P71 BN71B4	F413_180.7 P71 BE71B4	481
7.9	418	1.0	174.2	6500	F253_174.2 S1 M1SD4	F253_174.2 S1 ME1SB4	472	F253_174.2 P71 BN71B4	F253_174.2 P71 BE71B4	473
8.1	405	2.7	168.7	8500	F413_168.7 S1 M1SD4	F413_168.7 S1 ME1SB4	480	F413_168.7 P71 BN71B4	F413_168.7 P71 BE71B4	481
8.2	400	1.5	166.8	6500	F313_166.8 S1 M1SD4	F313_166.8 S1 ME1SB4	476	F313_166.8 P71 BN71B4	F313_166.8 P71 BE71B4	477
8.8	374	1.1	155.9	6500	F253_155.9 S1 M1SD4	F253_155.9 S1 ME1SB4	472	F253_155.9 P71 BN71B4	F253_155.9 P71 BE71B4	473
9.1	362	1.7	150.8	6500	F313_150.8 S1 M1SD4	F313_150.8 S1 ME1SB4	476	F313_150.8 P71 BN71B4	F313_150.8 P71 BE71B4	477
9.6	343	1.2	143.0	6500	F253_143.0 S1 M1SD4	F253_143.0 S1 ME1SB4	472	F253_143.0 P71 BN71B4	F253_143.0 P71 BE71B4	473
9.7	338	1.8	140.7	6500	F313_140.7 S1 M1SD4	F313_140.7 S1 ME1SB4	476	F313_140.7 P71 BN71B4	F313_140.7 P71 BE71B4	477
10.2	323	3.4	134.4	8500	F413_134.4 S1 M1SD4	F413_134.4 S1 ME1SB4	480	F413_134.4 P71 BN71B4	F413_134.4 P71 BE71B4	481
10.7	307	1.3	127.8	6500	F253_127.8 S1 M1SD4	F253_127.8 S1 ME1SB4	472	F253_127.8 P71 BN71B4	F253_127.8 P71 BE71B4	473
10.7	308	1.9	128.4	6500	F313_128.4 S1 M1SD4	F313_128.4 S1 ME1SB4	476	F313_128.4 P71 BN71B4	F313_128.4 P71 BE71B4	477
12.1	271	1.5	113.0	6500	F253_113.0 S1 M1SD4	F253_113.0 S1 ME1SB4	472	F253_113.0 P71 BN71B4	F253_113.0 P71 BE71B4	473
12.2	270	2.2	112.5	6500	F313_112.5 S1 M1SD4	F313_112.5 S1 ME1SB4	476	F313_112.5 P71 BN71B4	F313_112.5 P71 BE71B4	477
13.0	253	1.6	105.4	6500	F253_105.4 S1 M1SD4	F253_105.4 S1 ME1SB4	472	F253_105.4 P71 BN71B4	F253_105.4 P71 BE71B4	473
13.4	245	2.5	101.9	6500	F313_101.9 S1 M1SD4	F313_101.9 S1 ME1SB4	476	F313_101.9 P71 BN71B4	F313_101.9 P71 BE71B4	477
13.5	249	1.0	101.6	4000				F202_101.6 P71 BN71B4	F202_101.6 P71 BE71B4	469
14.3	229	1.7	95.5	6490	F253_95.5 S1 M1SD4	F253_95.5 S1 ME1SB4	472	F253_95.5 P71 BN71B4	F253_95.5 P71 BE71B4	473
15.2	222	1.1	90.4	4000	F202_90.4 S1 M1SD4	F202_90.4 S1 ME1SB4	468	F202_90.4 P71 BN71B4	F202_90.4 P71 BE71B4	469
15.7	210	2.9	87.4	6500	F313_87.4 S1 M1SD4	F313_87.4 S1 ME1SB4	476	F313_87.4 P71 BN71B4	F313_87.4 P71 BE71B4	477
16.4	200	2.0	83.4	6280	F253_83.4 S1 M1SD4	F253_83.4 S1 ME1SB4	472	F253_83.4 P71 BN71B4	F253_83.4 P71 BE71B4	473
17.4	189	3.2	78.9	6500	F313_78.9 S1 M1SD4	F313_78.9 S1 ME1SB4	476	F313_78.9 P71 BN71B4	F313_78.9 P71 BE71B4	477
17.8	188	1.3	76.8	4000	F202_76.8 S1 M1SD4	F202_76.8 S1 ME1SB4	468	F202_76.8 P71 BN71B4	F202_76.8 P71 BE71B4	469
17.9	184	2.2	76.6	6160	F253_76.6 S1 M1SD4	F253_76.6 S1 ME1SB4	472	F253_76.6 P71 BN71B4	F253_76.6 P71 BE71B4	473
19.8	169	1.5	69.1	4000	F202_69.1 S1 M1SD4	F202_69.1 S1 ME1SB4	468	F202_69.1 P71 BN71B4	F202_69.1 P71 BE71B4	469
21.0	157	2.6	65.3	5920	F253_65.3 S1 M1SD4	F253_65.3 S1 ME1SB4	472	F253_65.3 P71 BN71B4	F253_65.3 P71 BE71B4	473
21.7	154	0.9	63.0	2800	F102_63.0 S1 M1SD4	F102_63.0 S1 ME1SB4	464	F102_63.0 P71 BN71B4	F102_63.0 P71 BE71B4	465

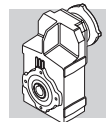


0.37 kW



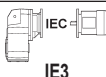

n ₂ min-1	M ₂ Nm	S	i	R _{n2} N						
					IE1	IE2	IE1	IE2		
22.1	152	1.6	61.9	4000	F202_61.9 S1 M1SD4	F202_61.9 S1 ME1SB4	468	F202_61.9 P71 BN71B4	F202_61.9 P71 BE71B4	469
23.5	140	2.9	58.3	5750	F253_58.3 S1 M1SD4	F253_58.3 S1 ME1SB4	472	F253_58.3 P71 BN71B4	F253_58.3 P71 BE71B4	473
24.2	139	1.0	56.7	2800	F102_56.7 S1 M1SD4	F102_56.7 S1 ME1SB4	464	F102_56.7 P71 BN71B4	F102_56.7 P71 BE71B4	465
24.2	139	1.8	56.7	4000	F202_56.7 S1 M1SD4	F202_56.7 S1 ME1SB4	468	F202_56.7 P71 BN71B4	F202_56.7 P71 BE71B4	469
27.0	124	2.0	50.7	3900	F202_50.7 S1 M1SD4	F202_50.7 S1 ME1SB4	468	F202_50.7 P71 BN71B4	F202_50.7 P71 BE71B4	469
27.0	122	3.3	50.8	5540	F253_50.8 S1 M1SD4	F253_50.8 S1 ME1SB4	472	F253_50.8 P71 BN71B4	F253_50.8 P71 BE71B4	473
28.1	119	1.2	48.7	2800	F102_48.7 S1 M1SD4	F102_48.7 S1 ME1SB4	464	F102_48.7 P71 BN71B4	F102_48.7 P71 BE71B4	465
31	110	1.3	44.7	2800	F102_44.7 S1 M1SD4	F102_44.7 S1 ME1SB4	464	F102_44.7 P71 BN71B4	F102_44.7 P71 BE71B4	465
31	110	2.3	44.8	3770	F202_44.8 S1 M1SD4	F202_44.8 S1 ME1SB4	468	F202_44.8 P71 BN71B4	F202_44.8 P71 BE71B4	469
31	109	3.5	44.4	5370	F252_44.4 S1 M1SD4	F252_44.4 S1 ME1SB4	472	F252_44.4 P71 BN71B4	F252_44.4 P71 BE71B4	473
33	103	2.4	41.8	3700	F202_41.8 S1 M1SD4	F202_41.8 S1 ME1SB4	468	F202_41.8 P71 BN71B4	F202_41.8 P71 BE71B4	469
35	97	1.4	39.6	2800	F102_39.6 S1 M1SD4	F102_39.6 S1 ME1SB4	464	F102_39.6 P71 BN71B4	F102_39.6 P71 BE71B4	465
36	93	2.7	37.9	3600	F202_37.9 S1 M1SD4	F202_37.9 S1 ME1SB4	468	F202_37.9 P71 BN71B4	F202_37.9 P71 BE71B4	469
39	87	1.6	35.3	2800	F102_35.3 S1 M1SD4	F102_35.3 S1 ME1SB4	464	F102_35.3 P71 BN71B4	F102_35.3 P71 BE71B4	465
41	81	3.1	33.1	3460	F202_33.1 S1 M1SD4	F202_33.1 S1 ME1SB4	468	F202_33.1 P71 BN71B4	F202_33.1 P71 BE71B4	469
42	81	1.7	33.0	2800	F102_33.0 S1 M1SD4	F102_33.0 S1 ME1SB4	464	F102_33.0 P71 BN71B4	F102_33.0 P71 BE71B4	465
45	75	3.4	30.4	3380	F202_30.4 S1 M1SD4	F202_30.4 S1 ME1SB4	468	F202_30.4 P71 BN71B4	F202_30.4 P71 BE71B4	469
46	73	1.9	29.6	2800	F102_29.6 S1 M1SD4	F102_29.6 S1 ME1SB4	464	F102_29.6 P71 BN71B4	F102_29.6 P71 BE71B4	465
53	63	2.2	25.8	2690	F102_25.8 S1 M1SD4	F102_25.8 S1 ME1SB4	464	F102_25.8 P71 BN71B4	F102_25.8 P71 BE71B4	465
60	56	2.5	22.8	2600	F102_22.8 S1 M1SD4	F102_22.8 S1 ME1SB4	464	F102_22.8 P71 BN71B4	F102_22.8 P71 BE71B4	465
71	47	2.9	19.3	2470	F102_19.3 S1 M1SD4	F102_19.3 S1 ME1SB4	464	F102_19.3 P71 BN71B4	F102_19.3 P71 BE71B4	465
81	42	3.1	17.0	2380	F102_17.0 S1 M1SD4	F102_17.0 S1 ME1SB4	464	F102_17.0 P71 BN71B4	F102_17.0 P71 BE71B4	465
94	36	3.3	14.6	2280	F102_14.6 S1 M1SD4	F102_14.6 S1 ME1SB4	464	F102_14.6 P71 BN71B4	F102_14.6 P71 BE71B4	465
105	32	3.3	13.0	2200	F102_13.0 S1 M1SD4	F102_13.0 S1 ME1SB4	464	F102_13.0 P71 BN71B4	F102_13.0 P71 BE71B4	465
119	28	3.4	11.5	2120	F102_11.5 S1 M1SD4	F102_11.5 S1 ME1SB4	464	F102_11.5 P71 BN71B4	F102_11.5 P71 BE71B4	465
140	24	3.7	9.8	2010	F102_9.8 S1 M1SD4	F102_9.8 S1 ME1SB4	464	F102_9.8 P71 BN71B4	F102_9.8 P71 BE71B4	465
160	21	3.9	8.6	1930	F102_8.6 S1 M1SD4	F102_8.6 S1 ME1SB4	464	F102_8.6 P71 BN71B4	F102_8.6 P71 BE71B4	465
185	18	4.2	7.4	1850	F102_7.4 S1 M1SD4	F102_7.4 S1 ME1SB4	464	F102_7.4 P71 BN71B4	F102_7.4 P71 BE71B4	465
193	17	5.4	14.6	1830	F102_14.6 S05 M05C2		464	F102_14.6 P71 BN71A2		465
216	16	5.5	13.0	1760	F102_13.0 S05 M05C2		464	F102_13.0 P71 BN71A2		465
244	14	5.7	11.5	1690	F102_11.5 S05 M05C2		464	F102_11.5 P71 BN71A2		465
289	12	6.3	9.8	1610	F102_9.8 S05 M05C2		464	F102_9.8 P71 BN71A2		465
329	10	6.6	8.6	1540	F102_8.6 S05 M05C2		464	F102_8.6 P71 BN71A2		465
381	9	7.1	7.4	1470	F102_7.4 S05 M05C2		464	F102_7.4 P71 BN71A2		465

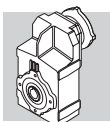
0.37 kW

n ₂ min-1	M ₂ Nm	S	i	R _{n2} N				
					IE3	IE3	IE3	IE3
0.46	7024	1.1	1987	45000				
0.50	6484	1.2	1834	45000				
0.53	6042	1.3	1709	45000				
0.57	5602	0.9	1585	35000				
0.58	5577	1.4	1578	45000				
0.61	5238	1.0	1481	35000				
0.63	5137	1.0	2188	35000	F704_2188 S10 MXN10MB4	492	F704_2188 P71 BXN71MB4	493
0.68	4742	1.1	2019	35000	F704_2019 S10 MXN10MB4	492	F704_2019 P71 BXN71MB4	493
0.69	4666	1.7	1987	45000	F804_1987 S10 MXN10MB4	495	F804_1987 P71 BXN71MB4	496
0.75	4307	1.9	1834	45000	F804_1834 S10 MXN10MB4	495	F804_1834 P71 BXN71MB4	496
0.80	4031	1.2	1717	35000	F704_1717 S10 MXN10MB4	492	F704_1717 P71 BXN71MB4	493
0.80	4013	2.0	1709	45000	F804_1709 S10 MXN10MB4	495	F804_1709 P71 BXN71MB4	496
0.86	3721	1.3	1585	35000	F704_1585 S10 MXN10MB4	492	F704_1585 P71 BXN71MB4	493
0.87	3705	2.2	1578	45000	F804_1578 S10 MXN10MB4	495	F804_1578 P71 BXN71MB4	496
0.92	3479	1.4	1481	35000	F704_1481 S10 MXN10MB4	492	F704_1481 P71 BXN71MB4	493
0.99	3250	2.5	1384	45000	F804_1384 S10 MXN10MB4	495	F804_1384 P71 BXN71MB4	496
1.0	3211	1.6	1368	35000			F704_1368 P71 BXN71MB4	493
1.1	3000	2.7	1277	45000			F804_1277 P71 BXN71MB4	496
1.2	2680	1.1	1141	20000			F604_1141 P71 BXN71MB4	489
1.2	2775	1.8	1182	35000			F704_1182 P71 BXN71MB4	493
1.2	2692	3.0	1146	45000			F804_1146 P71 BXN71MB4	496
1.3	2474	1.2	1054	20000			F604_1054 P71 BXN71MB4	489
1.3	2562	2.0	1091	35000			F704_1091 P71 BXN71MB4	493
1.3	2485	3.2	1058	45000			F804_1058 P71 BXN71MB4	496
1.4	2252	1.3	958.9	20000			F604_958.9 P71 BXN71MB4	489
1.4	2288	2.2	974.4	35000			F704_974.4 P71 BXN71MB4	493
1.5	2079	0.9	885.5	12000	F514_885.5 S10 MXN10MB4	484	F514_885.5 P71 BXN71MB4	485



0.37 kW

n ₂ min-1	M ₂ Nm	S	i	R _{n2} N	 IE3		 IEC	
1.5	2078	1.4	885.1	20000			F604_885.1 P71 BXN71MB4	489
1.5	2112	2.4	899.4	35000			F704_899.4 P71 BXN71MB4	493
1.7	1941	0.9	826.4	12000	F514_826.4 S10 MXN10MB4	484	F514_826.4 P71 BXN71MB4	485
1.7	1931	2.6	822.2	35000			F704_822.2 P71 BXN71MB4	493
2.0	1588	1.1	676.3	12000	F514_676.3 S10 MXN10MB4	484	F514_676.3 P71 BXN71MB4	485
2.1	1556	1.9	662.4	20000			F604_662.4 P71 BXN71MB4	489
2.1	1544	3.2	657.4	35000			F704_657.4 P71 BXN71MB4	493
2.2	1436	2.0	611.4	20000			F604_611.4 P71 BXN71MB4	489
2.3	1425	3.5	606.8	35000			F704_606.8 P71 BXN71MB4	493
2.5	1291	0.9	549.8	8500	F414_549.8 S10 MXN10MB4	480	F414_549.8 P71 BXN71MB4	481
2.6	1246	1.4	530.5	12000	F514_530.5 S10 MXN10MB4	484	F514_530.5 P71 BXN71MB4	485
2.6	1246	2.3	530.7	20000			F604_530.7 P71 BXN71MB4	489
2.8	1150	2.5	489.8	20000			F604_489.8 P71 BXN71MB4	489
3.2	1018	1.1	433.7	8500	F414_433.7 S10 MXN10MB4	480	F414_433.7 P71 BXN71MB4	481
3.2	1008	1.8	429.1	12000	F514_429.1 S10 MXN10MB4	484	F514_429.1 P71 BXN71MB4	485
3.2	1016	2.9	432.6	20000			F604_432.6 P71 BXN71MB4	489
3.4	938	3.1	399.3	20000			F604_399.3 P71 BXN71MB4	489
3.9	846	2.1	352.5	12000			F513_352.5 P71 BXN71MB4	485
4.0	827	1.3	344.8	8500			F413_344.8 P71 BXN71MB4	481
4.3	761	2.4	317.3	12000			F513_317.3 P71 BXN71MB4	485
4.6	712	1.5	296.6	8500			F413_296.6 P71 BXN71MB4	481
4.8	686	2.6	285.9	12000			F513_285.9 P71 BXN71MB4	485
5.1	641	1.7	266.9	8500			F413_266.9 P71 BXN71MB4	481
5.2	629	2.9	262.1	12000			F513_262.1 P71 BXN71MB4	485
5.4	609	1.0	253.6	6500	F313_253.6 S10 MXN10MB4	476	F313_253.6 P71 BXN71MB4	477
5.7	576	1.9	240.1	8500			F413_240.1 P71 BXN71MB4	481
5.7	576	3.1	239.8	12000			F513_239.8 P71 BXN71MB4	485
6.0	548	1.1	228.2	6500	F313_228.2 S10 MXN10MB4	476	F313_228.2 P71 BXN71MB4	477
6.2	528	2.1	220.1	8500			F413_220.1 P71 BXN71MB4	481
6.3	520	3.5	216.9	12000			F513_216.9 P71 BXN71MB4	485
6.8	485	1.2	202.3	6500	F313_202.3 S10 MXN10MB4	476	F313_202.3 P71 BXN71MB4	477
6.9	477	2.3	198.9	8500			F413_198.9 P71 BXN71MB4	481
7.4	445	1.3	185.4	6500	F313_185.4 S10 MXN10MB4	476	F313_185.4 P71 BXN71MB4	477
7.6	434	2.5	180.7	8500			F413_180.7 P71 BXN71MB4	481
7.9	418	1.0	174.2	6500	F253_174.2 S10 MXN10MB4	472	F253_174.2 P71 BXN71MB4	473
8.1	405	2.7	168.7	8500			F413_168.7 P71 BXN71MB4	481
8.2	400	1.5	166.8	6500	F313_166.8 S10 MXN10MB4	476	F313_166.8 P71 BXN71MB4	477
8.8	374	1.1	155.9	6500	F253_155.9 S10 MXN10MB4	472	F253_155.9 P71 BXN71MB4	473
9.1	362	1.7	150.8	6500	F313_150.8 S10 MXN10MB4	476	F313_150.8 P71 BXN71MB4	477
9.6	343	1.2	143.0	6500	F253_143.0 S10 MXN10MB4	472	F253_143.0 P71 BXN71MB4	473
9.7	338	1.8	140.7	6500	F313_140.7 S10 MXN10MB4	476	F313_140.7 P71 BXN71MB4	477
10.2	323	3.4	134.4	8500			F413_134.4 P71 BXN71MB4	481
10.7	307	1.3	127.8	6500	F253_127.8 S10 MXN10MB4	472	F253_127.8 P71 BXN71MB4	473
10.7	308	1.9	128.4	6500	F313_128.4 S10 MXN10MB4	476	F313_128.4 P71 BXN71MB4	477
12.1	271	1.5	113.0	6500	F253_113.0 S10 MXN10MB4	472	F253_113.0 P71 BXN71MB4	473
12.2	270	2.2	112.5	6500	F313_112.5 S10 MXN10MB4	476	F313_112.5 P71 BXN71MB4	477
13.0	253	1.6	105.4	6500	F253_105.4 S10 MXN10MB4	472	F253_105.4 P71 BXN71MB4	473
13.4	245	2.5	101.9	6500	F313_101.9 S10 MXN10MB4	476	F313_101.9 P71 BXN71MB4	477
13.5	249	1.0	101.6	4000			F202_101.6 P71 BXN71MB4	469
14.3	229	1.7	95.5	6490	F253_95.5 S10 MXN10MB4	472	F253_95.5 P71 BXN71MB4	473
15.2	222	1.1	90.4	4000	F202_90.4 S10 MXN10MB4	468	F202_90.4 P71 BXN71MB4	469
15.7	210	2.9	87.4	6500	F313_87.4 S10 MXN10MB4	476	F313_87.4 P71 BXN71MB4	477
16.4	200	2.0	83.4	6280	F253_83.4 S10 MXN10MB4	472	F253_83.4 P71 BXN71MB4	473
17.4	189	3.2	78.9	6500	F313_78.9 S10 MXN10MB4	476	F313_78.9 P71 BXN71MB4	477
17.8	188	1.3	76.8	4000	F202_76.8 S10 MXN10MB4	468	F202_76.8 P71 BXN71MB4	469
17.9	184	2.2	76.6	6160	F253_76.6 S10 MXN10MB4	472	F253_76.6 P71 BXN71MB4	473
19.8	169	1.5	69.1	4000	F202_69.1 S10 MXN10MB4	468	F202_69.1 P71 BXN71MB4	469
21.0	157	2.6	65.3	5920	F253_65.3 S10 MXN10MB4	472	F253_65.3 P71 BXN71MB4	473
21.7	154	0.9	63.0	2800	F102_63.0 S10 MXN10MB4	464	F102_63.0 P71 BXN71MB4	465
22.1	152	1.6	61.9	4000	F202_61.9 S10 MXN10MB4	468	F202_61.9 P71 BXN71MB4	469
23.5	140	2.9	58.3	5750	F253_58.3 S10 MXN10MB4	472	F253_58.3 P71 BXN71MB4	473
24.2	139	1.0	56.7	2800	F102_56.7 S10 MXN10MB4	464	F102_56.7 P71 BXN71MB4	465
24.2	139	1.8	56.7	4000	F202_56.7 S10 MXN10MB4	468	F202_56.7 P71 BXN71MB4	469
27.0	124	2.0	50.7	3900	F202_50.7 S10 MXN10MB4	468	F202_50.7 P71 BXN71MB4	469
27.0	122	3.3	50.8	5540	F253_50.8 S10 MXN10MB4	472	F253_50.8 P71 BXN71MB4	473
28.1	119	1.2	48.7	2800	F102_48.7 S10 MXN10MB4	464	F102_48.7 P71 BXN71MB4	465
31	110	1.3	44.7	2800	F102_44.7 S10 MXN10MB4	464	F102_44.7 P71 BXN71MB4	465
31	110	2.3	44.8	3770	F202_44.8 S10 MXN10MB4	468	F202_44.8 P71 BXN71MB4	469
31	109	3.5	44.4	5370	F252_44.4 S10 MXN10MB4	472	F252_44.4 P71 BXN71MB4	473

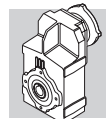


0.37 kW



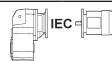

n ₂ min-1	M ₂ Nm	S	i	R _{n2} N	IE3		IE3		
33	103	2.4	41.8	3700	F202_41.8 S10 MXN10MB4		468	F202_41.8 P71 BXN71MB4	469
35	97	1.4	39.6	2800	F102_39.6 S10 MXN10MB4		464	F102_39.6 P71 BXN71MB4	465
36	93	2.7	37.9	3600	F202_37.9 S10 MXN10MB4		468	F202_37.9 P71 BXN71MB4	469
39	87	1.6	35.3	2800	F102_35.3 S10 MXN10MB4		464	F102_35.3 P71 BXN71MB4	465
41	81	3.1	33.1	3460	F202_33.1 S10 MXN10MB4		468	F202_33.1 P71 BXN71MB4	469
42	81	1.7	33.0	2800	F102_33.0 S10 MXN10MB4		464	F102_33.0 P71 BXN71MB4	465
45	75	3.4	30.4	3380	F202_30.4 S10 MXN10MB4		468	F202_30.4 P71 BXN71MB4	469
46	73	1.9	29.6	2800	F102_29.6 S10 MXN10MB4		464	F102_29.6 P71 BXN71MB4	465
53	63	2.2	25.8	2690	F102_25.8 S10 MXN10MB4		464	F102_25.8 P71 BXN71MB4	465
60	56	2.5	22.8	2600	F102_22.8 S10 MXN10MB4		464	F102_22.8 P71 BXN71MB4	465
71	47	2.9	19.3	2470	F102_19.3 S10 MXN10MB4		464	F102_19.3 P71 BXN71MB4	465
81	42	3.1	17.0	2380	F102_17.0 S10 MXN10MB4		464	F102_17.0 P71 BXN71MB4	465
94	36	3.3	14.6	2280	F102_14.6 S10 MXN10MB4		464	F102_14.6 P71 BXN71MB4	465
105	32	3.3	13.0	2200	F102_13.0 S10 MXN10MB4		464	F102_13.0 P71 BXN71MB4	465
119	28	3.4	11.5	2120	F102_11.5 S10 MXN10MB4		464	F102_11.5 P71 BXN71MB4	465
140	24	3.7	9.8	2010	F102_9.8 S10 MXN10MB4		464	F102_9.8 P71 BXN71MB4	465
160	21	3.9	8.6	1930	F102_8.6 S10 MXN10MB4		464	F102_8.6 P71 BXN71MB4	465
185	18	4.2	7.4	1850	F102_7.4 S10 MXN10MB4		464	F102_7.4 P71 BXN71MB4	465
193	17	5.4	14.6	1830					
216	16	5.5	13.0	1760					
244	14	5.7	11.5	1690					
289	12	6.3	9.8	1610					
329	10	6.6	8.6	1540					
381	9	7.1	7.4	1470					

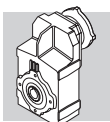
0.55 kW

n ₂ min-1	M ₂ Nm	S	i	R _{n2} N	IE1		IE2			
0.44	10909	1.3	2099	55000	F904_2099 S2 M2SA6		498	F904_2099 P80 BN80B6	499	
0.47	10070	1.4	1937	55000	F904_1937 S2 M2SA6		498	F904_1937 P80 BN80B6	499	
0.54	8884	0.9	1709	45000	F804_1709 S2 M2SA6		495	F804_1709 P80 BN80B6	496	
0.54	8849	1.6	1702	55000	F904_1702 S2 M2SA6		498	F904_1702 P80 BN80B6	499	
0.58	8201	1.0	1578	45000	F804_1578 S2 M2SA6		495	F804_1578 P80 BN80B6	496	
0.59	8168	1.7	1571	55000	F904_1571 S2 M2SA6		498	F904_1571 P80 BN80B6	499	
0.64	7422	1.9	1428	55000	F904_1428 S2 M2SA6		498	F904_1428 P80 BN80B6	499	
0.66	7193	1.1	1384	45000	F804_1384 S2 M2SA6		495	F804_1384 P80 BN80B6	496	
0.69	6885	1.2	1987	45000	F804_1987 S1 M1LA4	F804_1987 S2 ME2SA4	495	F804_1987 P80 BN80A4	F804_1987 P80 BE80A4	496
0.75	6356	1.3	1834	45000	F804_1834 S1 M1LA4	F804_1834 S2 ME2SA4	495	F804_1834 P80 BN80A4	F804_1834 P80 BE80A4	496
0.81	5923	1.4	1709	45000	F804_1709 S1 M1LA4	F804_1709 S2 ME2SA4	495	F804_1709 P80 BN80A4	F804_1709 P80 BE80A4	496
0.87	5491	0.9	1585	35000	F704_1585 S1 M1LA4	F704_1585 S2 ME2SA4	492	F704_1585 P80 BN80A4	F704_1585 P80 BE80A4	493
0.87	5467	1.5	1578	45000	F804_1578 S1 M1LA4	F804_1578 S2 ME2SA4	495	F804_1578 P80 BN80A4	F804_1578 P80 BE80A4	496
0.93	5134	1.0	1481	35000	F704_1481 S1 M1LA4	F704_1481 S2 ME2SA4	492	F704_1481 P80 BN80A4	F704_1481 P80 BE80A4	493
1.0	4739	1.1	1368	35000	F704_1368 S1 M1LA4	F704_1368 S2 ME2SA4	492	F704_1368 P80 BN80A4	F704_1368 P80 BE80A4	493
1.0	4795	1.7	1384	45000	F804_1384 S1 M1LA4	F804_1384 S2 ME2SA4	495	F804_1384 P80 BN80A4	F804_1384 P80 BE80A4	496
1.1	4427	1.8	1277	45000	F804_1277 S1 M1LA4	F804_1277 S2 ME2SA4	495	F804_1277 P80 BN80A4	F804_1277 P80 BE80A4	496
1.2	4095	1.2	1182	35000	F704_1182 S1 M1LA4	F704_1182 S2 ME2SA4	492	F704_1182 P80 BN80A4	F704_1182 P80 BE80A4	493
1.2	3972	2.0	1146	45000	F804_1146 S1 M1LA4	F804_1146 S2 ME2SA4	495	F804_1146 P80 BN80A4	F804_1146 P80 BE80A4	496
1.3	3780	1.3	1091	35000	F704_1091 S1 M1LA4	F704_1091 S2 ME2SA4	492	F704_1091 P80 BN80A4	F704_1091 P80 BE80A4	493
1.3	3667	2.2	1058	45000	F804_1058 S1 M1LA4	F804_1058 S2 ME2SA4	495	F804_1058 P80 BN80A4	F804_1058 P80 BE80A4	496
1.4	3323	0.9	958.9	20000	F604_958.9 S1 M1LA4	F604_958.9 S2 ME2SA4	488	F604_958.9 P80 BN80A4	F604_958.9 P80 BE80A4	489
1.4	3377	1.5	974.4	35000	F704_974.4 S1 M1LA4	F704_974.4 S2 ME2SA4	492	F704_974.4 P80 BN80A4	F704_974.4 P80 BE80A4	493
1.5	3117	1.6	899.4	35000	F704_899.4 S1 M1LA4	F704_899.4 S2 ME2SA4	492	F704_899.4 P80 BN80A4	F704_899.4 P80 BE80A4	493
1.5	3109	2.6	897.3	45000	F804_897.3 S1 M1LA4	F804_897.3 S2 ME2SA4	495	F804_897.3 P80 BN80A4	F804_897.3 P80 BE80A4	496
1.6	3067	0.9	885.1	20000	F604_885.1 S1 M1LA4	F604_885.1 S2 ME2SA4	488	F604_885.1 P80 BN80A4	F604_885.1 P80 BE80A4	489
1.7	2849	1.8	822.2	35000	F704_822.2 S1 M1LA4	F704_822.2 S2 ME2SA4	492	F704_822.2 P80 BN80A4	F704_822.2 P80 BE80A4	493
1.8	2684	3.0	774.4	45000	F804_774.4 S1 M1LA4	F804_774.4 S2 ME2SA4	495	F804_774.4 P80 BN80A4	F804_774.4 P80 BE80A4	496
1.9	2477	3.2	714.9	45000	F804_714.9 S1 M1LA4	F804_714.9 S2 ME2SA4	495	F804_714.9 P80 BN80A4	F804_714.9 P80 BE80A4	496
2.1	2295	1.3	662.4	20000	F604_662.4 S1 M1LA4	F604_662.4 S2 ME2SA4	488	F604_662.4 P80 BN80A4	F604_662.4 P80 BE80A4	489
2.1	2278	2.2	657.4	35000	F704_657.4 S1 M1LA4	F704_657.4 S2 ME2SA4	492	F704_657.4 P80 BN80A4	F704_657.4 P80 BE80A4	493
2.3	2119	1.4	611.4	20000	F604_611.4 S1 M1LA4	F604_611.4 S2 ME2SA4	488	F604_611.4 P80 BN80A4	F604_611.4 P80 BE80A4	489
2.3	2103	2.4	606.8	35000	F704_606.8 S1 M1LA4	F704_606.8 S2 ME2SA4	492	F704_606.8 P80 BN80A4	F704_606.8 P80 BE80A4	493
2.6	1838	1.0	530.5	12000	F514_530.5 S1 M1LA4	F514_530.5 S2 ME2SA4	484	F514_530.5 P80 BN80A4	F514_530.5 P80 BE80A4	485
2.6	1839	1.6	530.7	20000	F604_530.7 S1 M1LA4	F604_530.7 S2 ME2SA4	488	F604_530.7 P80 BN80A4	F604_530.7 P80 BE80A4	489
2.7	1769	2.8	510.4	35000	F704_510.4 S1 M1LA4	F704_510.4 S2 ME2SA4	492	F704_510.4 P80 BN80A4	F704_510.4 P80 BE80A4	493





0.55 kW


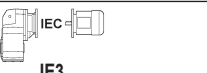
n ₂ min-1	M ₂ Nm	S	i	R _{n2} N	IE1 			IE2 		
					IE1	IE2		IE1	IE2	
2.8	1698	1.7	489.8	20000	F604_489.8 S1 M1LA4	F604_489.8 S2 ME2SA4	488	F604_489.8 P80 BN80A4	F604_489.8 P80 BE80A4	489
2.9	1633	3.1	471.2	35000	F704_471.2 S1 M1LA4	F704_471.2 S2 ME2SA4	492	F704_471.2 P80 BN80A4	F704_471.2 P80 BE80A4	493
3.2	1487	1.2	429.1	12000	F514_429.1 S1 M1LA4	F514_429.1 S2 ME2SA4	484	F514_429.1 P80 BN80A4	F514_429.1 P80 BE80A4	485
3.2	1499	1.9	432.6	20000	F604_432.6 S1 M1LA4	F604_432.6 S2 ME2SA4	488	F604_432.6 P80 BN80A4	F604_432.6 P80 BE80A4	489
3.5	1384	2.1	399.3	20000	F604_399.3 S1 M1LA4	F604_399.3 S2 ME2SA4	488	F604_399.3 P80 BN80A4	F604_399.3 P80 BE80A4	489
3.9	1248	1.4	352.5	12000	F513_352.5 S1 M1LA4	F513_352.5 S2 ME2SA4	484	F513_352.5 P80 BN80A4	F513_352.5 P80 BE80A4	485
4.0	1221	0.9	344.8	8500	F413_344.8 S1 M1LA4	F413_344.8 S2 ME2SA4	480	F413_344.8 P80 BN80A4	F413_344.8 P80 BE80A4	481
4.0	1184	2.4	341.7	20000	F604_341.7 S1 M1LA4	F604_341.7 S2 ME2SA4	488	F604_341.7 P80 BN80A4	F604_341.7 P80 BE80A4	489
4.3	1124	1.6	317.3	12000	F513_317.3 S1 M1LA4	F513_317.3 S2 ME2SA4	484	F513_317.3 P80 BN80A4	F513_317.3 P80 BE80A4	485
4.4	1093	2.7	315.4	20000	F604_315.4 S1 M1LA4	F604_315.4 S2 ME2SA4	488	F604_315.4 P80 BN80A4	F604_315.4 P80 BE80A4	489
4.7	1050	1.0	296.6	8500	F413_296.6 S1 M1LA4	F413_296.6 S2 ME2SA4	480	F413_296.6 P80 BN80A4	F413_296.6 P80 BE80A4	481
4.8	1013	1.8	285.9	12000	F513_285.9 S1 M1LA4	F513_285.9 S2 ME2SA4	484	F513_285.9 P80 BN80A4	F513_285.9 P80 BE80A4	485
5.2	945	1.2	266.9	8500	F413_266.9 S1 M1LA4	F413_266.9 S2 ME2SA4	480	F413_266.9 P80 BN80A4	F413_266.9 P80 BE80A4	481
5.3	928	1.9	262.1	12000	F513_262.1 S1 M1LA4	F513_262.1 S2 ME2SA4	484	F513_262.1 P80 BN80A4	F513_262.1 P80 BE80A4	485
5.7	850	1.3	240.1	8500	F413_240.1 S1 M1LA4	F413_240.1 S2 ME2SA4	480	F413_240.1 P80 BN80A4	F413_240.1 P80 BE80A4	481
5.8	849	2.1	239.8	12000	F513_239.8 S1 M1LA4	F513_239.8 S2 ME2SA4	484	F513_239.8 P80 BN80A4	F513_239.8 P80 BE80A4	485
6.3	780	1.4	220.1	8500	F413_220.1 S1 M1LA4	F413_220.1 S2 ME2SA4	480	F413_220.1 P80 BN80A4	F413_220.1 P80 BE80A4	481
6.4	768	2.3	216.9	12000	F513_216.9 S1 M1LA4	F513_216.9 S2 ME2SA4	484	F513_216.9 P80 BN80A4	F513_216.9 P80 BE80A4	485
6.8	717	2.5	202.4	12000	F513_202.4 S1 M1LA4	F513_202.4 S2 ME2SA4	484	F513_202.4 P80 BN80A4	F513_202.4 P80 BE80A4	485
6.9	704	1.6	198.9	8500	F413_198.9 S1 M1LA4	F413_198.9 S2 ME2SA4	480	F413_198.9 P80 BN80A4	F413_198.9 P80 BE80A4	481
7.4	657	0.9	185.4	6500	F313_185.4 S1 M1LA4	F313_185.4 S2 ME2SA4	476	F313_185.4 P80 BN80A4	F313_185.4 P80 BE80A4	477
7.6	640	1.7	180.7	8500	F413_180.7 S1 M1LA4	F413_180.7 S2 ME2SA4	480	F413_180.7 P80 BN80A4	F413_180.7 P80 BE80A4	481
8.2	597	1.8	168.7	8500	F413_168.7 S1 M1LA4	F413_168.7 S2 ME2SA4	480	F413_168.7 P80 BN80A4	F413_168.7 P80 BE80A4	481
8.3	591	1.0	166.8	6500	F313_166.8 S1 M1LA4	F313_166.8 S2 ME2SA4	476	F313_166.8 P80 BN80A4	F313_166.8 P80 BE80A4	477
8.3	587	3.1	165.6	12000	F513_165.6 S1 M1LA4	F513_165.6 S2 ME2SA4	484	F513_165.6 P80 BN80A4	F513_165.6 P80 BE80A4	485
9.2	534	1.1	150.8	6500	F313_150.8 S1 M1LA4	F313_150.8 S2 ME2SA4	476	F313_150.8 P80 BN80A4	F313_150.8 P80 BE80A4	477
9.8	498	1.2	140.7	6500	F313_140.7 S1 M1LA4	F313_140.7 S2 ME2SA4	476	F313_140.7 P80 BN80A4	F313_140.7 P80 BE80A4	477
10.3	476	2.3	134.4	8500	F413_134.4 S1 M1LA4	F413_134.4 S2 ME2SA4	480	F413_134.4 P80 BN80A4	F413_134.4 P80 BE80A4	481
10.7	455	1.3	128.4	6500	F313_128.4 S1 M1LA4	F313_128.4 S2 ME2SA4	476	F313_128.4 P80 BN80A4	F313_128.4 P80 BE80A4	477
12.2	400	1.0	113.0	6130	F253_113.0 S1 M1LA4	F253_113.0 S2 ME2SA4	472	F253_113.0 P80 BN80A4	F253_113.0 P80 BE80A4	473
12.3	399	1.5	112.5	6500	F313_112.5 S1 M1LA4	F313_112.5 S2 ME2SA4	476	F313_112.5 P80 BN80A4	F313_112.5 P80 BE80A4	477
13.0	375	2.9	106.0	8500	F413_106.0 S1 M1LA4	F413_106.0 S2 ME2SA4	480	F413_106.0 P80 BN80A4	F413_106.0 P80 BE80A4	481
13.1	373	1.1	105.4	6070	F253_105.4 S1 M1LA4	F253_105.4 S2 ME2SA4	472	F253_105.4 P80 BN80A4	F253_105.4 P80 BE80A4	473
13.5	361	1.7	101.9	6500	F313_101.9 S1 M1LA4	F313_101.9 S2 ME2SA4	476	F313_101.9 P80 BN80A4	F313_101.9 P80 BE80A4	477
14.5	338	1.2	95.5	5980	F253_95.5 S1 M1LA4	F253_95.5 S2 ME2SA4	472	F253_95.5 P80 BN80A4	F253_95.5 P80 BE80A4	473
15.8	309	1.9	87.4	6500	F313_87.4 S1 M1LA4	F313_87.4 S2 ME2SA4	476	F313_87.4 P80 BN80A4	F313_87.4 P80 BE80A4	477
16.5	295	1.4	83.4	5840	F253_83.4 S1 M1LA4	F253_83.4 S2 ME2SA4	472	F253_83.4 P80 BN80A4	F253_83.4 P80 BE80A4	473
17.5	279	2.1	78.9	6500	F313_78.9 S1 M1LA4	F313_78.9 S2 ME2SA4	476	F313_78.9 P80 BN80A4	F313_78.9 P80 BE80A4	477
18.0	278	0.9	76.8	4000	F202_76.8 S1 M1LA4	F202_76.8 S2 ME2SA4	468	F202_76.8 P80 BN80A4	F202_76.8 P80 BE80A4	469
18.0	271	1.5	76.6	5750	F253_76.6 S1 M1LA4	F253_76.6 S2 ME2SA4	472	F253_76.6 P80 BN80A4	F253_76.6 P80 BE80A4	473
20.0	250	1.0	69.1	3980	F202_69.1 S1 M1LA4	F202_69.1 S2 ME2SA4	468	F202_69.1 P80 BN80A4	F202_69.1 P80 BE80A4	469
20.0	245	2.5	69.1	6500	F313_69.1 S1 M1LA4	F313_69.1 S2 ME2SA4	476	F313_69.1 P80 BN80A4	F313_69.1 P80 BE80A4	477
21.1	231	1.7	65.3	5570	F253_65.3 S1 M1LA4	F253_65.3 S2 ME2SA4	472	F253_65.3 P80 BN80A4	F253_65.3 P80 BE80A4	473
22.1	221	2.7	62.8	6500	F313_62.8 S1 M1LA4	F313_62.8 S2 ME2SA4	476	F313_62.8 P80 BN80A4	F313_62.8 P80 BE80A4	477
22.3	224	1.1	61.9	3890	F202_61.9 S1 M1LA4	F202_61.9 S2 ME2SA4	468	F202_61.9 P80 BN80A4	F202_61.9 P80 BE80A4	469
23.7	207	1.9	58.3	5430	F253_58.3 S1 M1LA4	F253_58.3 S2 ME2SA4	472	F253_58.3 P80 BN80A4	F253_58.3 P80 BE80A4	473
24.3	205	1.2	56.7	3810	F202_56.7 S1 M1LA4	F202_56.7 S2 ME2SA4	468	F202_56.7 P80 BN80A4	F202_56.7 P80 BE80A4	469
26.7	183	3.3	52.1	6500	F313_52.1 S1 M1LA4	F313_52.1 S2 ME2SA4	476	F313_52.1 P80 BN80A4	F313_52.1 P80 BE80A4	477
27.2	184	1.4	50.7	3720	F202_50.7 S1 M1LA4	F202_50.7 S2 ME2SA4	468	F202_50.7 P80 BN80A4	F202_50.7 P80 BE80A4	469
27.2	180	2.2	50.8	5270	F253_50.8 S1 M1LA4	F253_50.8 S2 ME2SA4	472	F253_50.8 P80 BN80A4	F253_50.8 P80 BE80A4	473
29.2	167	3.5	47.5	6500	F313_47.5 S1 M1LA4	F313_47.5 S2 ME2SA4	476	F313_47.5 P80 BN80A4	F313_47.5 P80 BE80A4	477
31	162	1.5	44.8	3610	F202_44.8 S1 M1LA4	F202_44.8 S2 ME2SA4	468	F202_44.8 P80 BN80A4	F202_44.8 P80 BE80A4	469
31	161	2.4	44.4	5140	F252_44.4 S1 M1LA4	F252_44.4 S2 ME2SA4	472	F252_44.4 P80 BN80A4	F252_44.4 P80 BE80A4	473
31	160	2.5	45.6	5130	F253_45.6 S1 M1LA4	F253_45.6 S2 ME2SA4	472	F253_45.6 P80 BN80A4	F253_45.6 P80 BE80A4	473
33	151	1.7	41.8	3550	F202_41.8 S1 M1LA4	F202_41.8 S2 ME2SA4	468	F202_41.8 P80 BN80A4	F202_41.8 P80 BE80A4	469
34	147	2.5	40.7	5030	F252_40.7 S1 M1LA4	F252_40.7 S2 ME2SA4	472	F252_40.7 P80 BN80A4	F252_40.7 P80 BE80A4	473
35	143	1.0	39.6	2800	F102_39.6 S1 M1LA4	F102_39.6 S2 ME2SA4	464	F102_39.6 P80 BN80A4	F102_39.6 P80 BE80A4	465
36	137	1.8	37.9	3460	F202_37.9 S1 M1LA4	F202_37.9 S2 ME2SA4	468	F202_37.9 P80 BN80A4	F202_37.9 P80 BE80A4	469
38	132	3.0	36.4	4890	F252_36.4 S1 M1LA4	F252_36.4 S2 ME2SA4	472	F252_36.4 P80 BN80A4	F252_36.4 P80 BE80A4	473
39	128	1.1	35.3	2800	F102_35.3 S1 M1LA4	F102_35.3 S2 ME2SA4	464	F102_35.3 P80 BN80A4	F102_35.3 P80 BE80A4	465
42	119	1.2	33.0	2750	F102_33.0 S1 M1LA4	F102_33.0 S2 ME2SA4	464	F102_33.0 P80 BN80A4	F102_33.0 P80 BE80A4	465
42	120	2.1	33.1	3340	F202_33.1 S1 M1LA4	F202_33.1 S2 ME2SA4	468	F202_33.1 P80 BN80A4	F202_33.1 P80 BE80A4	469
43	116	3.4	32.2	4730	F252_32.2 S1 M1LA4	F252_32.2 S2 ME2SA4	472	F252_32.2 P80 BN80A4	F252_32.2 P80 BE80A4	473
45	110	2.3	30.4	3260	F202_30.4 S1 M1LA4	F202_30.4 S2 ME2SA4	468	F202_30.4 P80 BN80A4	F202_30.4 P80 BE80A4	469
47	107	1.3	29.6	2680	F102_29.6 S1 M1LA4	F102_29.6 S2 ME2SA4	464	F102_29.6 P80 BN80A4	F102_29.6 P80 BE80A4	465

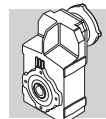


0.55 kW



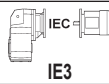

n ₂ min-1	M ₂ Nm	S	i	R _{n2} N						
					IE1	IE2	IE1	IE2		
53	94	2.6	25.9	3130	F202_25.9 S1 M1LA4	F202_25.9 S2 ME2SA4	468	F202_25.9 P80 BN80A4	F202_25.9 P80 BE80A4	469
54	93	1.5	25.8	2590	F102_25.8 S1 M1LA4	F102_25.8 S2 ME2SA4	464	F102_25.8 P80 BN80A4	F102_25.8 P80 BE80A4	465
60	83	1.7	22.8	2510	F102_22.8 S1 M1LA4	F102_22.8 S2 ME2SA4	464	F102_22.8 P80 BN80A4	F102_22.8 P80 BE80A4	465
60	84	2.8	23.1	3030	F202_23.1 S1 M1LA4	F202_23.1 S2 ME2SA4	468	F202_23.1 P80 BN80A4	F202_23.1 P80 BE80A4	469
68	73	3.1	20.2	2910	F202_20.2 S1 M1LA4	F202_20.2 S2 ME2SA4	468	F202_20.2 P80 BN80A4	F202_20.2 P80 BE80A4	469
71	70	1.9	19.3	2400	F102_19.3 S1 M1LA4	F102_19.3 S2 ME2SA4	464	F102_19.3 P80 BN80A4	F102_19.3 P80 BE80A4	465
77	65	3.3	18.1	2820	F202_18.1 S1 M1LA4	F202_18.1 S2 ME2SA4	468	F202_18.1 P80 BN80A4	F202_18.1 P80 BE80A4	469
81	61	2.1	17.0	2310	F102_17.0 S1 M1LA4	F102_17.0 S2 ME2SA4	464	F102_17.0 P80 BN80A4	F102_17.0 P80 BE80A4	465
94	53	2.2	14.6	2220	F102_14.6 S1 M1LA4	F102_14.6 S2 ME2SA4	464	F102_14.6 P80 BN80A4	F102_14.6 P80 BE80A4	465
106	47	2.2	13.0	2140	F102_13.0 S1 M1LA4	F102_13.0 S2 ME2SA4	464	F102_13.0 P80 BN80A4	F102_13.0 P80 BE80A4	465
120	42	2.3	11.5	2070	F102_11.5 S1 M1LA4	F102_11.5 S2 ME2SA4	464	F102_11.5 P80 BN80A4	F102_11.5 P80 BE80A4	465
141	35	2.5	9.8	1970	F102_9.8 S1 M1LA4	F102_9.8 S2 ME2SA4	464	F102_9.8 P80 BN80A4	F102_9.8 P80 BE80A4	465
161	31	2.6	8.6	1890	F102_8.6 S1 M1LA4	F102_8.6 S2 ME2SA4	464	F102_8.6 P80 BN80A4	F102_8.6 P80 BE80A4	465
186	27	2.8	7.4	1810	F102_7.4 S1 M1LA4	F102_7.4 S2 ME2SA4	464	F102_7.4 P80 BN80A4	F102_7.4 P80 BE80A4	465
193	26	3.6	14.6	1800	F102_14.6 S1 M1SD2		464	F102_14.6 P71 BN71B2		465
216	23	3.7	13.0	1730	F102_13.0 S1 M1SD2		464	F102_13.0 P71 BN71B2		465
244	20	3.8	11.5	1670	F102_11.5 S1 M1SD2		464	F102_11.5 P71 BN71B2		465
289	17	4.2	9.8	1590	F102_9.8 S1 M1SD2		464	F102_9.8 P71 BN71B2		465
329	15	4.4	8.6	1530	F102_8.6 S1 M1SD2		464	F102_8.6 P71 BN71B2		465
381	13	4.8	7.4	1460	F102_7.4 S1 M1SD2		464	F102_7.4 P71 BN71B2		465

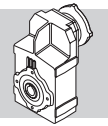
0.55 kW

n ₂ min-1	M ₂ Nm	S	i	R _{n2} N				
					IE3	IE3	IE3	IE3
0.44	10909	1.3	2099	55000				
0.47	10070	1.4	1937	55000				
0.54	8884	0.9	1709	45000				
0.54	8849	1.6	1702	55000				
0.58	8201	1.0	1578	45000				
0.59	8168	1.7	1571	55000				
0.64	7422	1.9	1428	55000				
0.66	7193	1.1	1384	45000				
0.69	6885	1.2	1987	45000			F804_1987 P80 BXN80MA4	496
0.75	6356	1.3	1834	45000			F804_1834 P80 BXN80MA4	496
0.81	5923	1.4	1709	45000			F804_1709 P80 BXN80MA4	496
0.87	5491	0.9	1585	35000			F704_1585 P80 BXN80MA4	493
0.87	5467	1.5	1578	45000			F804_1578 P80 BXN80MA4	496
0.93	5134	1.0	1481	35000			F704_1481 P80 BXN80MA4	493
1.0	4739	1.1	1368	35000			F704_1368 P80 BXN80MA4	493
1.0	4795	1.7	1384	45000			F804_1384 P80 BXN80MA4	496
1.1	4427	1.8	1277	45000			F804_1277 P80 BXN80MA4	496
1.2	4095	1.2	1182	35000			F704_1182 P80 BXN80MA4	493
1.2	3972	2.0	1146	45000			F804_1146 P80 BXN80MA4	496
1.3	3780	1.3	1091	35000			F704_1091 P80 BXN80MA4	493
1.3	3667	2.2	1058	45000			F804_1058 P80 BXN80MA4	496
1.4	3323	0.9	958.9	20000			F604_958.9 P80 BXN80MA4	489
1.4	3377	1.5	974.4	35000			F704_974.4 P80 BXN80MA4	493
1.5	3117	1.6	899.4	35000			F704_899.4 P80 BXN80MA4	493
1.5	3109	2.6	897.3	45000			F804_897.3 P80 BXN80MA4	496
1.6	3067	0.9	885.1	20000			F604_885.1 P80 BXN80MA4	489
1.7	2849	1.8	822.2	35000			F704_822.2 P80 BXN80MA4	493
1.8	2684	3.0	774.4	45000			F804_774.4 P80 BXN80MA4	496
1.9	2477	3.2	714.9	45000			F804_714.9 P80 BXN80MA4	496
2.1	2295	1.3	662.4	20000			F604_662.4 P80 BXN80MA4	489
2.1	2278	2.2	657.4	35000			F704_657.4 P80 BXN80MA4	493
2.3	2119	1.4	611.4	20000			F604_611.4 P80 BXN80MA4	489
2.3	2103	2.4	606.8	35000			F704_606.8 P80 BXN80MA4	493
2.6	1838	1.0	530.5	12000			F514_530.5 P80 BXN80MA4	485
2.6	1839	1.6	530.7	20000			F604_530.7 P80 BXN80MA4	489
2.7	1769	2.8	510.4	35000			F704_510.4 P80 BXN80MA4	493
2.8	1698	1.7	489.8	20000			F604_489.8 P80 BXN80MA4	489



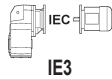



0.55 kW



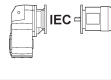

n ₂ min ⁻¹	M ₂ Nm	S	i	R _{n2} N	 IE3		 IEC	
2.9	1633	3.1	471.2	35000			F704_471.2 P80 BXN80MA4	493
3.2	1487	1.2	429.1	12000			F514_429.1 P80 BXN80MA4	485
3.2	1499	1.9	432.6	20000			F604_432.6 P80 BXN80MA4	489
3.5	1384	2.1	399.3	20000			F604_399.3 P80 BXN80MA4	489
3.9	1248	1.4	352.5	12000			F513_352.5 P80 BXN80MA4	485
4.0	1221	0.9	344.8	8500			F413_344.8 P80 BXN80MA4	481
4.0	1184	2.4	341.7	20000			F604_341.7 P80 BXN80MA4	489
4.3	1124	1.6	317.3	12000			F513_317.3 P80 BXN80MA4	485
4.4	1093	2.7	315.4	20000			F604_315.4 P80 BXN80MA4	489
4.7	1050	1.0	296.6	8500			F413_296.6 P80 BXN80MA4	481
4.8	1013	1.8	285.9	12000			F513_285.9 P80 BXN80MA4	485
5.2	945	1.2	266.9	8500			F413_266.9 P80 BXN80MA4	481
5.3	928	1.9	262.1	12000			F513_262.1 P80 BXN80MA4	485
5.7	850	1.3	240.1	8500			F413_240.1 P80 BXN80MA4	481
5.8	849	2.1	239.8	12000			F513_239.8 P80 BXN80MA4	485
6.3	780	1.4	220.1	8500			F413_220.1 P80 BXN80MA4	481
6.4	768	2.3	216.9	12000			F513_216.9 P80 BXN80MA4	485
6.8	717	2.5	202.4	12000			F513_202.4 P80 BXN80MA4	485
6.9	704	1.6	198.9	8500			F413_198.9 P80 BXN80MA4	481
7.4	657	0.9	185.4	6500			F313_185.4 P80 BXN80MA4	477
7.6	640	1.7	180.7	8500			F413_180.7 P80 BXN80MA4	481
8.2	597	1.8	168.7	8500			F413_168.7 P80 BXN80MA4	481
8.3	591	1.0	166.8	6500			F313_166.8 P80 BXN80MA4	477
8.3	587	3.1	165.6	12000			F513_165.6 P80 BXN80MA4	485
9.2	534	1.1	150.8	6500			F313_150.8 P80 BXN80MA4	477
9.8	498	1.2	140.7	6500			F313_140.7 P80 BXN80MA4	477
10.3	476	2.3	134.4	8500			F413_134.4 P80 BXN80MA4	481
10.7	455	1.3	128.4	6500			F313_128.4 P80 BXN80MA4	477
12.2	400	1.0	113.0	6130	F253_113.0 S20 MXN20MA4	472	F253_113.0 P80 BXN80MA4	473
12.3	399	1.5	112.5	6500			F313_112.5 P80 BXN80MA4	477
13.0	375	2.9	106.0	8500			F413_106.0 P80 BXN80MA4	481
13.1	373	1.1	105.4	6070	F253_105.4 S20 MXN20MA4	472	F253_105.4 P80 BXN80MA4	473
13.5	361	1.7	101.9	6500			F313_101.9 P80 BXN80MA4	477
14.5	338	1.2	95.5	5980	F253_95.5 S20 MXN20MA4	472	F253_95.5 P80 BXN80MA4	473
15.8	309	1.9	87.4	6500			F313_87.4 P80 BXN80MA4	477
16.5	295	1.4	83.4	5840	F253_83.4 S20 MXN20MA4	472	F253_83.4 P80 BXN80MA4	473
17.5	279	2.1	78.9	6500			F313_78.9 P80 BXN80MA4	477
18.0	278	0.9	76.8	4000	F202_76.8 S20 MXN20MA4	468	F202_76.8 P80 BXN80MA4	469
18.0	271	1.5	76.6	5750	F253_76.6 S20 MXN20MA4	472	F253_76.6 P80 BXN80MA4	473
20.0	250	1.0	69.1	3980	F202_69.1 S20 MXN20MA4	468	F202_69.1 P80 BXN80MA4	469
20.0	245	2.5	69.1	6500			F313_69.1 P80 BXN80MA4	477
21.1	231	1.7	65.3	5570	F253_65.3 S20 MXN20MA4	472	F253_65.3 P80 BXN80MA4	473
22.1	221	2.7	62.8	6500			F313_62.8 P80 BXN80MA4	477
22.3	224	1.1	61.9	3890	F202_61.9 S20 MXN20MA4	468	F202_61.9 P80 BXN80MA4	469
23.7	207	1.9	58.3	5430	F253_58.3 S20 MXN20MA4	472	F253_58.3 P80 BXN80MA4	473
24.3	205	1.2	56.7	3810	F202_56.7 S20 MXN20MA4	468	F202_56.7 P80 BXN80MA4	469
26.7	183	3.3	52.1	6500			F313_52.1 P80 BXN80MA4	477
27.2	184	1.4	50.7	3720	F202_50.7 S20 MXN20MA4	468	F202_50.7 P80 BXN80MA4	469
27.2	180	2.2	50.8	5270	F253_50.8 S20 MXN20MA4	472	F253_50.8 P80 BXN80MA4	473
29.2	167	3.5	47.5	6500			F313_47.5 P80 BXN80MA4	477
31	162	1.5	44.8	3610	F202_44.8 S20 MXN20MA4	468	F202_44.8 P80 BXN80MA4	469
31	161	2.4	44.4	5140	F252_44.4 S20 MXN20MA4	472	F252_44.4 P80 BXN80MA4	473
31	160	2.5	45.6	5130			F253_45.6 P80 BXN80MA4	473
33	151	1.7	41.8	3550	F202_41.8 S20 MXN20MA4	468	F202_41.8 P80 BXN80MA4	469
34	147	2.5	40.7	5030	F252_40.7 S20 MXN20MA4	472	F252_40.7 P80 BXN80MA4	473
35	143	1.0	39.6	2800	F102_39.6 S20 MXN20MA4	464	F102_39.6 P80 BXN80MA4	465
36	137	1.8	37.9	3460	F202_37.9 S20 MXN20MA4	468	F202_37.9 P80 BXN80MA4	469
38	132	3.0	36.4	4890	F252_36.4 S20 MXN20MA4	472	F252_36.4 P80 BXN80MA4	473
39	128	1.1	35.3	2800	F102_35.3 S20 MXN20MA4	464	F102_35.3 P80 BXN80MA4	465
42	119	1.2	33.0	2750	F102_33.0 S20 MXN20MA4	464	F102_33.0 P80 BXN80MA4	465
42	120	2.1	33.1	3340	F202_33.1 S20 MXN20MA4	468	F202_33.1 P80 BXN80MA4	469
43	116	3.4	32.2	4730	F252_32.2 S20 MXN20MA4	472	F252_32.2 P80 BXN80MA4	473
45	110	2.3	30.4	3260	F202_30.4 S20 MXN20MA4	468	F202_30.4 P80 BXN80MA4	469
47	107	1.3	29.6	2680	F102_29.6 S20 MXN20MA4	464	F102_29.6 P80 BXN80MA4	465
53	94	2.6	25.9	3130	F202_25.9 S20 MXN20MA4	468	F202_25.9 P80 BXN80MA4	469

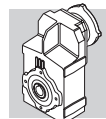


0.55 kW

n ₂ min ⁻¹	M ₂ Nm	S	i	R _{n2} N	IE3		IE3		
									
54	93	1.5	25.8	2590	F102_25.8 S20 MXN20MA4		464	F102_25.8 P80 BXN80MA4	465
60	83	1.7	22.8	2510	F102_22.8 S20 MXN20MA4		464	F102_22.8 P80 BXN80MA4	465
60	84	2.8	23.1	3030	F202_23.1 S20 MXN20MA4		468	F202_23.1 P80 BXN80MA4	469
68	73	3.1	20.2	2910	F202_20.2 S20 MXN20MA4		468	F202_20.2 P80 BXN80MA4	469
71	70	1.9	19.3	2400	F102_19.3 S20 MXN20MA4		464	F102_19.3 P80 BXN80MA4	465
77	65	3.3	18.1	2820	F202_18.1 S20 MXN20MA4		468	F202_18.1 P80 BXN80MA4	469
81	61	2.1	17.0	2310	F102_17.0 S20 MXN20MA4		464	F102_17.0 P80 BXN80MA4	465
94	53	2.2	14.6	2220	F102_14.6 S20 MXN20MA4		464	F102_14.6 P80 BXN80MA4	465
106	47	2.2	13.0	2140	F102_13.0 S20 MXN20MA4		464	F102_13.0 P80 BXN80MA4	465
120	42	2.3	11.5	2070	F102_11.5 S20 MXN20MA4		464	F102_11.5 P80 BXN80MA4	465
141	35	2.5	9.8	1970	F102_9.8 S20 MXN20MA4		464	F102_9.8 P80 BXN80MA4	465
161	31	2.6	8.6	1890	F102_8.6 S20 MXN20MA4		464	F102_8.6 P80 BXN80MA4	465
186	27	2.8	7.4	1810	F102_7.4 S20 MXN20MA4		464	F102_7.4 P80 BXN80MA4	465
193	26	3.6	14.6	1800					
216	23	3.7	13.0	1730					
244	20	3.8	11.5	1670					
289	17	4.2	9.8	1590					
329	15	4.4	8.6	1530					
381	13	4.8	7.4	1460					

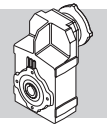
0.75 kW

n ₂ min ⁻¹	M ₂ Nm	S	i	R _{n2} N	IE2		IE3			
										
0.45	14391	1.0	2098.7	55000	F904_2099 S3 ME3SA6		498	F904_2099 P90 BE90S6	499	
0.49	13284	1.1	1937.3	55000	F904_1937 S3 ME3SA6		498	F904_1937 P90 BE90S6	499	
0.55	11673	1.2	1702.3	55000	F904_1702 S3 ME3SA6		498	F904_1702 P90 BE90S6	499	
0.60	10775	1.3	1571.4	55000	F904_1571 S3 ME3SA6		498	F904_1571 P90 BE90S6	499	
0.66	9791	1.4	1427.9	55000	F904_1428 S3 ME3SA6		498	F904_1428 P90 BE90S6	499	
0.68	9444	1.5	2098.7	55000	F904_2099 S2 ME2SB4	F904_2099 S2 MX2SB4	498	F904_2099 P80 BE80B4	F904_2099 P80 BX80B4	499
0.72	8941	0.9	1986.8	45000	F804_1987 S2 ME2SB4	F804_1987 S2 MX2SB4	495	F804_1987 P80 BE80B4	F804_1987 P80 BX80B4	496
0.74	8718	1.6	1937.3	55000	F904_1937 S2 ME2SB4	F904_1937 S2 MX2SB4	498	F904_1937 P80 BE80B4	F904_1937 P80 BX80B4	499
0.78	8253	1.0	1834.0	45000	F804_1834 S2 ME2SB4	F804_1834 S2 MX2SB4	495	F804_1834 P80 BE80B4	F804_1834 P80 BX80B4	496
0.84	7691	1.0	1709.1	45000	F804_1709 S2 ME2SB4	F804_1709 S2 MX2SB4	495	F804_1709 P80 BE80B4	F804_1709 P80 BX80B4	496
0.84	7660	1.8	1702.3	55000	F904_1702 S2 ME2SB4	F904_1702 S2 MX2SB4	498	F904_1702 P80 BE80B4	F904_1702 P80 BX80B4	499
0.91	7099	1.1	1577.6	45000	F804_1578 S2 ME2SB4	F804_1578 S2 MX2SB4	495	F804_1578 P80 BE80B4	F804_1578 P80 BX80B4	496
0.91	7071	2.0	1471.4	55000	F904_1571 S2 ME2SB4	F904_1571 S2 MX2SB4	498	F904_1571 P80 BE80B4	F904_1571 P80 BX80B4	499
1.0	6426	2.2	1527.9	55000	F904_1428 S2 ME2SB4	F904_1428 S2 MX2SB4	498	F904_1428 P80 BE80B4	F904_1428 P80 BX80B4	499
1.0	6227	1.3	1383.8	45000	F804_1384 S2 ME2SB4	F804_1384 S2 MX2SB4	495	F804_1384 P80 BE80B4	F804_1384 P80 BX80B4	496
1.1	5931	2.4	1318.1	55000	F904_1318 S2 ME2SB4	F904_1318 S2 MX2SB4	498	F904_1318 P80 BE80B4	F904_1318 P80 BX80B4	499
1.1	5748	1.4	1277.3	45000	F804_1277 S2 ME2SB4	F804_1277 S2 MX2SB4	495	F804_1277 P80 BE80B4	F804_1277 P80 BX80B4	496
1.2	5422	2.6	1204.9	55000	F904_1205 S2 ME2SB4	F904_1205 S2 MX2SB4	498	F904_1205 P80 BE80B4	F904_1205 P80 BX80B4	499
1.2	5318	0.9	1181.8	35000	F704_1182 S2 ME2SB4	F704_1182 S2 MX2SB4	492	F704_1182 P80 BE80B4	F704_1182 P80 BX80B4	493
1.2	5158	1.6	1146.2	45000	F804_1146 S2 ME2SB4	F804_1146 S2 MX2SB4	495	F804_1146 P80 BE80B4	F804_1146 P80 BX80B4	496
1.3	5005	2.8	1112.3	55000	F904_1112 S2 ME2SB4	F904_1112 S2 MX2SB4	498	F904_1112 P80 BE80B4	F904_1112 P80 BX80B4	499
1.3	4909	1.0	1090.9	35000	F704_1091 S2 ME2SB4	F704_1091 S2 MX2SB4	492	F704_1091 P80 BE80B4	F704_1091 P80 BX80B4	493
1.4	4761	1.7	1058.1	45000	F804_1058 S2 ME2SB4	F804_1058 S2 MX2SB4	495	F804_1058 P80 BE80B4	F804_1058 P80 BX80B4	496
1.5	4437	3.2	986.0	55000	F904_986.0 S2 ME2SB4	F904_986.0 S2 MX2SB4	498	F904_986.0 P80 BE80B4	F904_986.0 P80 BX80B4	499
1.5	4385	1.1	974.4	35000	F704_974.4 S2 ME2SB4	F704_974.4 S2 MX2SB4	492	F704_974.4 P80 BE80B4	F704_974.4 P80 BX80B4	493
1.5	4374	1.8	972.0	45000	F804_972.0 S2 ME2SB4	F804_972.0 S2 MX2SB4	495	F804_972.0 P80 BE80B4	F804_972.0 P80 BX80B4	496
1.6	4096	3.4	910.2	55000	F904_910.2 S2 ME2SB4	F904_910.2 S2 MX2SB4	498	F904_910.2 P80 BE80B4	F904_910.2 P80 BX80B4	499
1.6	4047	1.2	899.4	35000	F704_899.4 S2 ME2SB4	F704_899.4 S2 MX2SB4	492	F704_899.4 P80 BE80B4	F704_899.4 P80 BX80B4	493
1.6	4038	2.0	897.3	45000	F804_897.3 S2 ME2SB4	F804_897.3 S2 MX2SB4	495	F804_897.3 P80 BE80B4	F804_897.3 P80 BX80B4	496
1.7	3700	1.4	822.2	35000	F704_822.2 S2 ME2SB4	F704_822.2 S2 MX2SB4	492	F704_822.2 P80 BE80B4	F704_822.2 P80 BX80B4	493
1.8	3485	2.3	774.4	45000	F804_774.4 S2 ME2SB4	F804_774.4 S2 MX2SB4	495	F804_774.4 P80 BE80B4	F804_774.4 P80 BX80B4	496
1.9	3415	1.5	759.0	35000	F704_759.0 S2 ME2SB4	F704_759.0 S2 MX2SB4	492	F704_759.0 P80 BE80B4	F704_759.0 P80 BX80B4	493
2.0	3217	2.5	714.9	45000	F804_714.9 S2 ME2SB4	F804_714.9 S2 MX2SB4	495	F804_714.9 P80 BE80B4	F804_714.9 P80 BX80B4	496
2.2	2981	1.0	662.4	20000	F604_662.4 S2 ME2SB4	F604_662.4 S2 MX2SB4	488	F604_662.4 P80 BE80B4	F604_662.4 P80 BX80B4	489
2.2	2958	1.7	657.4	35000	F704_657.4 S2 ME2SB4	F704_657.4 S2 MX2SB4	492	F704_657.4 P80 BE80B4	F704_657.4 P80 BX80B4	493





0.75 kW

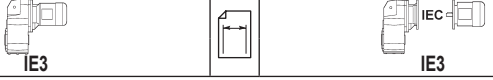
n ₂ min-1	M ₂ Nm	S	i	R _{n2} N	IE2			IE3		
					IE2	IE3	488	IE2	IE3	489
2.3	2751	1.1	611.4	20000	F604_611.4 S2 ME2SB4	F604_611.4 S2 MX2SB4	488	F604_611.4 P80 BE80B4	F604_611.4 P80 BX80B4	489
2.3	2749	2.9	610.9	45000	F804_610.9 S2 ME2SB4	F804_610.9 S2 MX2SB4	495	F804_610.9 P80 BE80B4	F804_610.9 P80 BX80B4	496
2.4	2731	1.8	606.8	35000	F704_606.8 S2 ME2SB4	F704_606.8 S2 MX2SB4	492	F704_606.8 P80 BE80B4	F704_606.8 P80 BX80B4	493
2.5	2537	3.2	563.9	45000	F804_563.9 S2 ME2SB4	F804_563.9 S2 MX2SB4	495	F804_563.9 P80 BE80B4	F804_563.9 P80 BX80B4	496
2.7	2388	1.2	530.7	20000	F604_530.7 S2 ME2SB4	F604_530.7 S2 MX2SB4	488	F604_530.7 P80 BE80B4	F604_530.7 P80 BX80B4	489
2.8	2297	2.2	510.4	35000	F704_510.4 S2 ME2SB4	F704_510.4 S2 MX2SB4	492	F704_510.4 P80 BE80B4	F704_510.4 P80 BX80B4	493
2.9	2204	1.3	489.8	20000	F604_489.8 S2 ME2SB4	F604_489.8 S2 MX2SB4	488	F604_489.8 P80 BE80B4	F604_489.8 P80 BX80B4	489
3.0	2120	2.4	471.2	35000	F704_471.2 S2 ME2SB4	F704_471.2 S2 MX2SB4	492	F704_471.2 P80 BE80B4	F704_471.2 P80 BX80B4	493
3.3	1947	1.5	432.6	20000	F604_432.6 S2 ME2SB4	F604_432.6 S2 MX2SB4	488	F604_432.6 P80 BE80B4	F604_432.6 P80 BX80B4	489
3.3	1931	0.9	429.1	12000	F514_429.1 S2 ME2SB4	F514_429.1 S2 MX2SB4	484	F514_429.1 P80 BE80B4	F514_429.1 P80 BX80B4	485
3.5	1816	2.8	403.5	35000	F704_403.5 S2 ME2SB4	F704_403.5 S2 MX2SB4	492	F704_403.5 P80 BE80B4	F704_403.5 P80 BX80B4	493
3.6	1797	1.6	399.3	20000	F604_399.3 S2 ME2SB4	F604_399.3 S2 MX2SB4	488	F604_399.3 P80 BE80B4	F604_399.3 P80 BX80B4	489
3.8	1676	3.0	372.5	35000	F704_372.5 S2 ME2SB4	F704_372.5 S2 MX2SB4	492	F704_372.5 P80 BE80B4	F704_372.5 P80 BX80B4	493
4.1	1639	1.1	352.5	12000	F513_352.5 S2 ME2SB4	F513_352.5 S2 MX2SB4	484	F513_352.5 P80 BE80B4	F513_352.5 P80 BX80B4	485
4.2	1538	1.9	341.7	20000	F604_341.7 S2 ME2SB4	F604_341.7 S2 MX2SB4	488	F604_341.7 P80 BE80B4	F604_341.7 P80 BX80B4	489
4.5	1475	1.2	317.3	12000	F513_317.3 S2 ME2SB4	F513_317.3 S2 MX2SB4	484	F513_317.3 P80 BE80B4	F513_317.3 P80 BX80B4	485
4.5	1419	2.0	315.4	20000	F604_315.4 S2 ME2SB4	F604_315.4 S2 MX2SB4	488	F604_315.4 P80 BE80B4	F604_315.4 P80 BX80B4	489
4.7	1370	3.7	304.3	35000	F704_304.3 S2 ME2SB4	F704_304.3 S2 MX2SB4	492	F704_304.3 P80 BE80B4	F704_304.3 P80 BX80B4	493
5.0	1330	1.4	285.9	12000	F513_285.9 S2 ME2SB4	F513_285.9 S2 MX2SB4	484	F513_285.9 P80 BE80B4	F513_285.9 P80 BX80B4	485
5.1	1305	2.2	280.7	20000	F603_280.7 S2 ME2SB4	F603_280.7 S2 MX2SB4	488	F603_280.7 P80 BE80B4	F603_280.7 P80 BX80B4	489
5.5	1219	1.5	262.1	12000	F513_262.1 S2 ME2SB4	F513_262.1 S2 MX2SB4	484	F513_262.1 P80 BE80B4	F513_262.1 P80 BX80B4	485
5.5	1205	2.4	259.1	20000	F603_259.1 S2 ME2SB4	F603_259.1 S2 MX2SB4	488	F603_259.1 P80 BE80B4	F603_259.1 P80 BX80B4	489
6.0	1117	1.0	240.1	8500	F413_240.1 S2 ME2SB4	F413_240.1 S2 MX2SB4	480	F413_240.1 P80 BE80B4	F413_240.1 P80 BX80B4	481
6.0	1115	1.6	239.8	12000	F513_239.8 S2 ME2SB4	F513_239.8 S2 MX2SB4	484	F513_239.8 P80 BE80B4	F513_239.8 P80 BX80B4	485
6.1	1096	2.6	235.8	20000	F603_235.8 S2 ME2SB4	F603_235.8 S2 MX2SB4	488	F603_235.8 P80 BE80B4	F603_235.8 P80 BX80B4	489
6.5	1024	1.1	220.1	8500	F413_220.1 S2 ME2SB4	F413_220.1 S2 MX2SB4	480	F413_220.1 P80 BE80B4	F413_220.1 P80 BX80B4	481
6.6	1012	2.9	217.6	20000	F603_217.6 S2 ME2SB4	F603_217.6 S2 MX2SB4	488	F603_217.6 P80 BE80B4	F603_217.6 P80 BX80B4	489
6.6	1008	1.8	216.9	12000	F513_216.9 S2 ME2SB4	F513_216.9 S2 MX2SB4	484	F513_216.9 P80 BE80B4	F513_216.9 P80 BX80B4	485
7.1	941	1.9	202.4	12000	F513_202.4 S2 ME2SB4	F513_202.4 S2 MX2SB4	484	F513_202.4 P80 BE80B4	F513_202.4 P80 BX80B4	485
7.1	936	3.1	201.4	20000	F603_201.4 S2 ME2SB4	F603_201.4 S2 MX2SB4	488	F603_201.4 P80 BE80B4	F603_201.4 P80 BX80B4	489
7.2	925	1.2	198.9	8500	F413_198.9 S2 ME2SB4	F413_198.9 S2 MX2SB4	480	F413_198.9 P80 BE80B4	F413_198.9 P80 BX80B4	481
7.7	864	3.4	185.9	20000	F603_185.9 S2 ME2SB4	F603_185.9 S2 MX2SB4	488	F603_185.9 P80 BE80B4	F603_185.9 P80 BX80B4	489
7.9	840	1.3	180.7	8500	F413_180.7 S2 ME2SB4	F413_180.7 S2 MX2SB4	480	F413_180.7 P80 BE80B4	F413_180.7 P80 BX80B4	481
8.5	784	1.4	168.7	8500	F413_168.7 S2 ME2SB4	F413_168.7 S2 MX2SB4	480	F413_168.7 P80 BE80B4	F413_168.7 P80 BX80B4	481
8.6	770	2.3	165.6	12000	F513_165.6 S2 ME2SB4	F513_165.6 S2 MX2SB4	484	F513_165.6 P80 BE80B4	F513_165.6 P80 BX80B4	485
8.8	757	3.8	162.9	20000	F603_162.9 S2 ME2SB4	F603_162.9 S2 MX2SB4	488	F603_162.9 P80 BE80B4	F603_162.9 P80 BX80B4	489
10.2	654	0.9	140.7	6500	F313_140.7 S2 ME2SB4	F313_140.7 S2 MX2SB4	476	F313_140.7 P80 BE80B4	F313_140.7 P80 BX80B4	477
10.6	625	1.8	134.4	8500	F413_134.4 S2 ME2SB4	F413_134.4 S2 MX2SB4	480	F413_134.4 P80 BE80B4	F413_134.4 P80 BX80B4	481
11.0	604	3.0	129.9	12000	F513_129.9 S2 ME2SB4	F513_129.9 S2 MX2SB4	484	F513_129.9 P80 BE80B4	F513_129.9 P80 BX80B4	485
11.1	597	1.0	128.4	6500	F313_128.4 S2 ME2SB4	F313_128.4 S2 MX2SB4	476	F313_128.4 P80 BE80B4	F313_128.4 P80 BX80B4	477
12.7	523	1.1	112.5	6500	F313_112.5 S2 ME2SB4	F313_112.5 S2 MX2SB4	476	F313_112.5 P80 BE80B4	F313_112.5 P80 BX80B4	477
13.5	493	2.2	106.0	8500	F413_106.0 S2 ME2SB4	F413_106.0 S2 MX2SB4	480	F413_106.0 P80 BE80B4	F413_106.0 P80 BX80B4	481
14.0	474	1.3	101.9	6500	F313_101.9 S2 ME2SB4	F313_101.9 S2 MX2SB4	476	F313_101.9 P80 BE80B4	F313_101.9 P80 BX80B4	477
15.0	444	0.9	95.5	5450	F253_95.5 S2 ME2SB4	F253_95.5 S2 MX2SB4	472	F253_95.5 P80 BE80B4	F253_95.5 P80 BX80B4	473
16.4	406	1.5	87.4	6500	F313_87.4 S2 ME2SB4	F313_87.4 S2 MX2SB4	476	F313_87.4 P80 BE80B4	F313_87.4 P80 BX80B4	477
16.8	395	2.8	84.9	8500	F413_84.9 S2 ME2SB4	F413_84.9 S2 MX2SB4	480	F413_84.9 P80 BE80B4	F413_84.9 P80 BX80B4	481
17.1	388	1.0	83.4	5350	F253_83.4 S2 ME2SB4	F253_83.4 S2 MX2SB4	472	F253_83.4 P80 BE80B4	F253_83.4 P80 BX80B4	473
18.1	367	1.6	78.9	6500	F313_78.9 S2 ME2SB4	F313_78.9 S2 MX2SB4	476	F313_78.9 P80 BE80B4	F313_78.9 P80 BX80B4	477
18.7	356	1.1	76.6	5300	F253_76.6 S2 ME2SB4	F253_76.6 S2 MX2SB4	472	F253_76.6 P80 BE80B4	F253_76.6 P80 BX80B4	473
20.7	321	1.9	69.1	6500	F313_69.1 S2 ME2SB4	F313_69.1 S2 MX2SB4	476	F313_69.1 P80 BE80B4	F313_69.1 P80 BX80B4	477
21.5	309	3.6	66.5	8500	F413_66.5 S2 ME2SB4	F413_66.5 S2 MX2SB4	480	F413_66.5 P80 BE80B4	F413_66.5 P80 BX80B4	481
21.9	304	1.3	65.3	5180	F253_65.3 S2 ME2SB4	F253_65.3 S2 MX2SB4	472	F253_65.3 P80 BE80B4	F253_65.3 P80 BX80B4	473
22.8	292	2.1	62.8	6500	F313_62.8 S2 ME2SB4	F313_62.8 S2 MX2SB4	476	F313_62.8 P80 BE80B4	F313_62.8 P80 BX80B4	477
24.5	271	1.5	58.3	5080	F253_58.3 S2 ME2SB4	F253_58.3 S2 MX2SB4	472	F253_58.3 P80 BE80B4	F253_58.3 P80 BX80B4	473
25.2	269	0.9	56.7	3590	F202_56.7 S2 ME2SB4	F202_56.7 S2 MX2SB4	468	F202_56.7 P80 BE80B4	F202_56.7 P80 BX80B4	469
27.5	242	2.5	52.1	6500	F313_52.1 S2 ME2SB4	F313_52.1 S2 MX2SB4	476	F313_52.1 P80 BE80B4	F313_52.1 P80 BX80B4	477
28.2	236	1.7	50.8	4960	F253_50.8 S2 ME2SB4	F253_50.8 S2 MX2SB4	472	F253_50.8 P80 BE80B4	F253_50.8 P80 BX80B4	473
28.2	241	1.0	50.7	3510	F202_50.7 S2 ME2SB4	F202_50.7 S2 MX2SB4	468	F202_50.7 P80 BE80B4	F202_50.7 P80 BX80B4	469
30	221	2.6	47.5	6500	F313_47.5 S2 ME2SB4	F313_47.5 S2 MX2SB4	476	F313_47.5 P80 BE80B4	F313_47.5 P80 BX80B4	477
31	212	1.9	45.6	4860	F253_45.6 S2 ME2SB4	F253_45.6 S2 MX2SB4	472	F253_45.6 P80 BE80B4	F253_45.6 P80 BX80B4	473

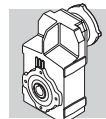


0.75 kW


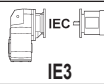
n ₂ min-1	M ₂ Nm	S	i	R _{n2} N						
					IE2	IE3	IE2	IE3		
32	213	1.2	44.8	3420	F202_44.8 S2 ME2SB4	F202_44.8 S2 MX2SB4	468	F202_44.8 P80 BE80B4	F202_44.8 P80 BX80B4	469
32	212	2.8	44.6	6500	F312_44.6 S2 ME2SB4	F312_44.6 S2 MX2SB4	476	F312_44.6 P80 BE80B4	F312_44.6 P80 BX80B4	477
32	211	1.8	44.4	4890	F252_44.4 S2 ME2SB4	F252_44.4 S2 MX2SB4	472	F252_44.4 P80 BE80B4	F252_44.4 P80 BX80B4	473
34	199	1.3	41.8	3370	F202_41.8 S2 ME2SB4	F202_41.8 S2 MX2SB4	468	F202_41.8 P80 BE80B4	F202_41.8 P80 BX80B4	469
35	193	1.9	40.7	4790	F252_40.7 S2 ME2SB4	F252_40.7 S2 MX2SB4	472	F252_40.7 P80 BE80B4	F252_40.7 P80 BX80B4	473
35	192	3.1	40.4	6500	F312_40.4 S2 ME2SB4	F312_40.4 S2 MX2SB4	476	F312_40.4 P80 BE80B4	F312_40.4 P80 BX80B4	477
38	180	1.4	37.9	3300	F202_37.9 S2 ME2SB4	F202_37.9 S2 MX2SB4	468	F202_37.9 P80 BE80B4	F202_37.9 P80 BX80B4	469
38	179	3.4	37.7	6500	F312_37.7 S2 ME2SB4	F312_37.7 S2 MX2SB4	476	F312_37.7 P80 BE80B4	F312_37.7 P80 BX80B4	477
39	173	2.3	36.4	4680	F252_36.4 S2 ME2SB4	F252_36.4 S2 MX2SB4	472	F252_36.4 P80 BE80B4	F252_36.4 P80 BX80B4	473
43	157	1.6	33.1	3200	F202_33.1 S2 ME2SB4	F202_33.1 S2 MX2SB4	468	F202_33.1 P80 BE80B4	F202_33.1 P80 BX80B4	469
44	153	2.6	32.2	4540	F252_32.2 S2 ME2SB4	F252_32.2 S2 MX2SB4	472	F252_32.2 P80 BE80B4	F252_32.2 P80 BX80B4	473
47	144	1.7	30.4	3140	F202_30.4 S2 ME2SB4	F202_30.4 S2 MX2SB4	468	F202_30.4 P80 BE80B4	F202_30.4 P80 BX80B4	469
48	143	2.8	30.0	4470	F252_30.0 S2 ME2SB4	F252_30.0 S2 MX2SB4	472	F252_30.0 P80 BE80B4	F252_30.0 P80 BX80B4	473
48	141	1.0	29.6	2550	F102_29.6 S2 ME2SB4	F102_29.6 S2 MX2SB4	464	F102_29.6 P80 BE80B4	F102_29.6 P80 BX80B4	465
53	129	3.1	27.2	4360	F252_27.2 S2 ME2SB4	F252_27.2 S2 MX2SB4	472	F252_27.2 P80 BE80B4	F252_27.2 P80 BX80B4	473
55	123	1.9	25.9	3020	F202_25.9 S2 ME2SB4	F202_25.9 S2 MX2SB4	468	F202_25.9 P80 BE80B4	F202_25.9 P80 BX80B4	469
55	122	1.1	25.8	2470	F102_25.8 S2 ME2SB4	F102_25.8 S2 MX2SB4	464	F102_25.8 P80 BE80B4	F102_25.8 P80 BX80B4	465
60	113	3.5	23.8	4210	F252_23.8 S2 ME2SB4	F252_23.8 S2 MX2SB4	472	F252_23.8 P80 BE80B4	F252_23.8 P80 BX80B4	473
62	110	2.1	23.1	2930	F202_23.1 S2 ME2SB4	F202_23.1 S2 MX2SB4	468	F202_23.1 P80 BE80B4	F202_23.1 P80 BX80B4	469
63	108	1.3	22.8	2400	F102_22.8 S2 ME2SB4	F102_22.8 S2 MX2SB4	464	F102_22.8 P80 BE80B4	F102_22.8 P80 BX80B4	465
71	96	2.3	20.2	2830	F202_20.2 S2 ME2SB4	F202_20.2 S2 MX2SB4	468	F202_20.2 P80 BE80B4	F202_20.2 P80 BX80B4	469
74	92	1.5	19.3	2310	F102_19.3 S2 ME2SB4	F102_19.3 S2 MX2SB4	464	F102_19.3 P80 BE80B4	F102_19.3 P80 BX80B4	465
79	86	2.5	18.1	2740	F202_18.1 S2 ME2SB4	F202_18.1 S2 MX2SB4	468	F202_18.1 P80 BE80B4	F202_18.1 P80 BX80B4	469
84	81	1.6	17.0	2230	F102_17.0 S2 ME2SB4	F102_17.0 S2 MX2SB4	464	F102_17.0 P80 BE80B4	F102_17.0 P80 BX80B4	465
97	70	2.9	14.8	2600	F202_14.8 S2 ME2SB4	F202_14.8 S2 MX2SB4	468	F202_14.8 P80 BE80B4	F202_14.8 P80 BX80B4	469
98	70	1.7	14.6	2150	F102_14.6 S2 ME2SB4	F102_14.6 S2 MX2SB4	464	F102_14.6 P80 BE80B4	F102_14.6 P80 BX80B4	465
110	62	1.7	13.0	2070	F102_13.0 S2 ME2SB4	F102_13.0 S2 MX2SB4	464	F102_13.0 P80 BE80B4	F102_13.0 P80 BX80B4	465
124	55	1.8	11.5	2010	F102_11.5 S2 ME2SB4	F102_11.5 S2 MX2SB4	464	F102_11.5 P80 BE80B4	F102_11.5 P80 BX80B4	465
146	46	1.9	9.8	1920	F102_9.8 S2 ME2SB4	F102_9.8 S2 MX2SB4	464	F102_9.8 P80 BE80B4	F102_9.8 P80 BX80B4	465
167	41	2.0	8.6	1850	F102_8.6 S2 ME2SB4	F102_8.6 S2 MX2SB4	464	F102_8.6 P80 BE80B4	F102_8.6 P80 BX80B4	465
193	35	2.2	7.4	1770	F102_7.4 S2 ME2SB4	F102_7.4 S2 MX2SB4	464	F102_7.4 P80 BE80B4	F102_7.4 P80 BX80B4	465
195	35	2.7	14.6	1770	F102_14.6 S2 ME2SA2		464	F102_14.6 P80 BE80A2		465
219	31	2.7	13.0	1710	F102_13.0 S2 ME2SA2		464	F102_13.0 P80 BE80A2		465
247	28	2.8	11.5	1650	F102_11.5 S2 ME2SA2		464	F102_11.5 P80 BE80A2		465
292	23	3.1	9.8	1570	F102_9.8 S2 ME2SA2		464	F102_9.8 P80 BE80A2		465
332	20.5	3.2	8.6	1510	F102_8.6 S2 ME2SA2		464	F102_8.6 P80 BE80A2		465
385	17.7	3.6	7.4	1440	F102_7.4 S2 ME2SA2		464	F102_7.4 P80 BE80A2		465

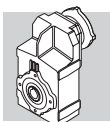
0.75 kW

n ₂ min-1	M ₂ Nm	S	i	R _{n2} N			
					IE3	IE3	
0.45	14391	1.0	2098.7	55000			
0.49	13284	1.1	1937.3	55000			
0.55	11673	1.2	1702.3	55000			
0.60	10775	1.3	1571.4	55000			
0.66	9791	1.4	1427.9	55000			
0.68	9444	1.5	2098.7	55000		F904_2099 P80 BXN80MB4	499
0.72	8941	0.9	1986.8	45000		F804_1987 P80 BXN80MB4	496
0.74	8718	1.6	1937.3	55000		F904_1937 P80 BXN80MB4	499
0.78	8253	1.0	1834.0	45000		F804_1834 P80 BXN80MB4	496
0.84	7691	1.0	1709.1	45000		F804_1709 P80 BXN80MB4	496
0.84	7660	1.8	1702.3	55000		F904_1702 P80 BXN80MB4	499
0.91	7099	1.1	1577.6	45000		F804_1578 P80 BXN80MB4	496
0.91	7071	2.0	1571.4	55000		F904_1571 P80 BXN80MB4	499
1.0	6426	2.2	1427.9	55000		F904_1428 P80 BXN80MB4	499
1.0	6227	1.3	1383.8	45000		F804_1384 P80 BXN80MB4	496



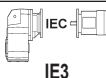



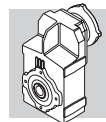
0.75 kW

n ₂ min ⁻¹	M ₂ Nm	S	i	R _{n2} N	 IE3		 IE3	
1.1	5931	2.4	1318.1	55000			F904_1318 P80 BXN80MB4	499
1.1	5748	1.4	1277.3	45000			F804_1277 P80 BXN80MB4	496
1.2	5422	2.6	1204.9	55000			F904_1205 P80 BXN80MB4	499
1.2	5318	0.9	1181.8	35000			F704_1182 P80 BXN80MB4	493
1.2	5158	1.6	1146.2	45000			F804_1146 P80 BXN80MB4	496
1.3	5005	2.8	1112.3	55000			F904_1112 P80 BXN80MB4	499
1.3	4909	1.0	1090.9	35000			F704_1091 P80 BXN80MB4	493
1.4	4761	1.7	1058.1	45000			F804_1058 P80 BXN80MB4	496
1.5	4437	3.2	986.0	55000			F904_986.0 P80 BXN80MB4	499
1.5	4385	1.1	974.4	35000			F704_974.4 P80 BXN80MB4	493
1.5	4374	1.8	972.0	45000			F804_972.0 P80 BXN80MB4	496
1.6	4096	3.4	910.2	55000			F904_910.2 P80 BXN80MB4	499
1.6	4047	1.2	899.4	35000			F704_899.4 P80 BXN80MB4	493
1.6	4038	2.0	897.3	45000			F804_897.3 P80 BXN80MB4	496
1.7	3700	1.4	822.2	35000			F704_822.2 P80 BXN80MB4	493
1.8	3485	2.3	774.4	45000			F804_774.4 P80 BXN80MB4	496
1.9	3415	1.5	759.0	35000			F704_759.0 P80 BXN80MB4	493
2.0	3217	2.5	714.9	45000			F804_714.9 P80 BXN80MB4	496
2.2	2981	1.0	662.4	20000			F604_662.4 P80 BXN80MB4	489
2.2	2958	1.7	657.4	35000			F704_657.4 P80 BXN80MB4	493
2.3	2751	1.1	611.4	20000			F604_611.4 P80 BXN80MB4	489
2.3	2749	2.9	610.9	45000			F804_610.9 P80 BXN80MB4	496
2.4	2731	1.8	606.8	35000			F704_606.8 P80 BXN80MB4	493
2.5	2537	3.2	563.9	45000			F804_563.9 P80 BXN80MB4	496
2.7	2388	1.2	530.7	20000			F604_530.7 P80 BXN80MB4	489
2.8	2297	2.2	510.4	35000			F704_510.4 P80 BXN80MB4	493
2.9	2204	1.3	489.8	20000			F604_489.8 P80 BXN80MB4	489
3.0	2120	2.4	471.2	35000			F704_471.2 P80 BXN80MB4	493
3.3	1947	1.5	432.6	20000			F604_432.6 P80 BXN80MB4	489
3.3	1931	0.9	429.1	12000			F514_429.1 P80 BXN80MB4	485
3.5	1816	2.8	403.5	35000			F704_403.5 P80 BXN80MB4	493
3.6	1797	1.6	399.3	20000			F604_399.3 P80 BXN80MB4	489
3.8	1676	3.0	372.5	35000			F704_372.5 P80 BXN80MB4	493
4.1	1639	1.1	352.5	12000			F513_352.5 P80 BXN80MB4	485
4.2	1538	1.9	341.7	20000			F604_341.7 P80 BXN80MB4	489
4.5	1475	1.2	317.3	12000			F513_317.3 P80 BXN80MB4	485
4.5	1419	2.0	315.4	20000			F604_315.4 P80 BXN80MB4	489
4.7	1370	3.7	304.3	35000			F704_304.3 P80 BXN80MB4	493
5.0	1330	1.4	285.9	12000			F513_285.9 P80 BXN80MB4	485
5.1	1305	2.2	280.7	20000			F603_280.7 P80 BXN80MB4	489
5.5	1219	1.5	262.1	12000			F513_262.1 P80 BXN80MB4	485
5.5	1205	2.4	259.1	20000			F603_259.1 P80 BXN80MB4	489
6.0	1117	1.0	240.1	8500			F413_240.1 P80 BXN80MB4	481
6.0	1115	1.6	239.8	12000			F513_239.8 P80 BXN80MB4	485
6.1	1096	2.6	235.8	20000			F603_235.8 P80 BXN80MB4	489
6.5	1024	1.1	220.1	8500			F413_220.1 P80 BXN80MB4	481
6.6	1012	2.9	217.6	20000			F603_217.6 P80 BXN80MB4	489
6.6	1008	1.8	216.9	12000			F513_216.9 P80 BXN80MB4	485
7.1	941	1.9	202.4	12000			F513_202.4 P80 BXN80MB4	485
7.1	936	3.1	201.4	20000			F603_201.4 P80 BXN80MB4	489
7.2	925	1.2	198.9	8500			F413_198.9 P80 BXN80MB4	481
7.7	864	3.4	185.9	20000			F603_185.9 P80 BXN80MB4	489
7.9	840	1.3	180.7	8500			F413_180.7 P80 BXN80MB4	481
8.5	784	1.4	168.7	8500			F413_168.7 P80 BXN80MB4	481
8.6	770	2.3	165.6	12000			F513_165.6 P80 BXN80MB4	485
8.8	757	3.8	162.9	20000			F603_162.9 P80 BXN80MB4	489
10.2	654	0.9	140.7	6500			F313_140.7 P80 BXN80MB4	477
10.6	625	1.8	134.4	8500			F413_134.4 P80 BXN80MB4	481
11.0	604	3.0	129.9	12000			F513_129.9 P80 BXN80MB4	485
11.1	597	1.0	128.4	6500			F313_128.4 P80 BXN80MB4	477
12.7	523	1.1	112.5	6500			F313_112.5 P80 BXN80MB4	477
13.5	493	2.2	106.0	8500			F413_106.0 P80 BXN80MB4	481
14.0	474	1.3	101.9	6500			F313_101.9 P80 BXN80MB4	477



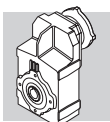
0.75 kW

n_2 min-1	M_2 Nm	S	i	R_{n2} N				
15.0	444	0.9	95.5	5450			F253_95.5 P80 BXN80MB4	473
16.4	406	1.5	87.4	6500			F313_87.4 P80 BXN80MB4	477
16.8	395	2.8	84.9	8500			F413_84.9 P80 BXN80MB4	481
17.1	388	1.0	83.4	5350	F253_83.4 S20 MXN20MB4	472	F253_83.4 P80 BXN80MB4	473
18.1	367	1.6	78.9	6500			F313_78.9 P80 BXN80MB4	477
18.7	356	1.1	76.6	5300	F253_76.6 S20 MXN20MB4	472	F253_76.6 P80 BXN80MB4	473
20.7	321	1.9	69.1	6500			F313_69.1 P80 BXN80MB4	477
21.5	309	3.6	66.5	8500			F413_66.5 P80 BXN80MB4	481
21.9	304	1.3	65.3	5180	F253_65.3 S20 MXN20MB4	472	F253_65.3 P80 BXN80MB4	473
22.8	292	2.1	62.8	6500			F313_62.8 P80 BXN80MB4	477
24.5	271	1.5	58.3	5080	F253_58.3 S20 MXN20MB4	472	F253_58.3 P80 BXN80MB4	473
25.2	269	0.9	56.7	3590	F202_56.7 S20 MXN20MB4	468	F202_56.7 P80 BXN80MB4	469
27.5	242	2.5	52.1	6500			F313_52.1 P80 BXN80MB4	477
28.2	236	1.7	50.8	4960	F253_50.8 S20 MXN20MB4	472	F253_50.8 P80 BXN80MB4	473
28.2	241	1.0	50.7	3510	F202_50.7 S20 MXN20MB4	468	F202_50.7 P80 BXN80MB4	469
30	221	2.6	47.5	6500			F313_47.5 P80 BXN80MB4	477
31	212	1.9	45.6	4860	F253_45.6 S20 MXN20MB4	472	F253_45.6 P80 BXN80MB4	473
32	213	1.2	44.8	3420	F202_44.8 S20 MXN20MB4	468	F202_44.8 P80 BXN80MB4	469
32	212	2.8	44.6	6500			F312_44.6 P80 BXN80MB4	477
32	211	1.8	44.4	4890	F252_44.4 S20 MXN20MB4	472	F252_44.4 P80 BXN80MB4	473
34	199	1.3	41.8	3370	F202_41.8 S20 MXN20MB4	468	F202_41.8 P80 BXN80MB4	469
35	193	1.9	40.7	4790	F252_40.7 S20 MXN20MB4	472	F252_40.7 P80 BXN80MB4	473
35	192	3.1	40.4	6500			F312_40.4 P80 BXN80MB4	477
38	180	1.4	37.9	3300	F202_37.9 S20 MXN20MB4	468	F202_37.9 P80 BXN80MB4	469
38	179	3.4	37.7	6500			F312_37.7 P80 BXN80MB4	477
39	173	2.3	36.4	4680	F252_36.4 S20 MXN20MB4	472	F252_36.4 P80 BXN80MB4	473
43	157	1.6	33.1	3200	F202_33.1 S20 MXN20MB4	468	F202_33.1 P80 BXN80MB4	469
44	153	2.6	32.2	4540	F252_32.2 S20 MXN20MB4	472	F252_32.2 P80 BXN80MB4	473
47	144	1.7	30.4	3140	F202_30.4 S20 MXN20MB4	468	F202_30.4 P80 BXN80MB4	469
48	143	2.8	30.0	4470	F252_30.0 S20 MXN20MB4	472	F252_30.0 P80 BXN80MB4	473
48	141	1.0	29.6	2550	F102_29.6 S20 MXN20MB4	464	F102_29.6 P80 BXN80MB4	465
53	129	3.1	27.2	4360	F252_27.2 S20 MXN20MB4	472	F252_27.2 P80 BXN80MB4	473
55	123	1.9	25.9	3020	F202_25.9 S20 MXN20MB4	468	F202_25.9 P80 BXN80MB4	469
55	122	1.1	25.8	2470	F102_25.8 S20 MXN20MB4	464	F102_25.8 P80 BXN80MB4	465
60	113	3.5	23.8	4210	F252_23.8 S20 MXN20MB4	472	F252_23.8 P80 BXN80MB4	473
62	110	2.1	23.1	2930	F202_23.1 S20 MXN20MB4	468	F202_23.1 P80 BXN80MB4	469
63	108	1.3	22.8	2400	F102_22.8 S20 MXN20MB4	464	F102_22.8 P80 BXN80MB4	465
71	96	2.3	20.2	2830	F202_20.2 S20 MXN20MB4	468	F202_20.2 P80 BXN80MB4	469
74	92	1.5	19.3	2310	F102_19.3 S20 MXN20MB4	464	F102_19.3 P80 BXN80MB4	465
79	86	2.5	18.1	2740	F202_18.1 S20 MXN20MB4	468	F202_18.1 P80 BXN80MB4	469
84	81	1.6	17.0	2230	F102_17.0 S20 MXN20MB4	464	F102_17.0 P80 BXN80MB4	465
97	70	2.9	14.8	2600	F202_14.8 S20 MXN20MB4	468	F202_14.8 P80 BXN80MB4	469
98	70	1.7	14.6	2150	F102_14.6 S20 MXN20MB4	464	F102_14.6 P80 BXN80MB4	465
110	62	1.7	13.0	2070	F102_13.0 S20 MXN20MB4	464	F102_13.0 P80 BXN80MB4	465
124	55	1.8	11.5	2010	F102_11.5 S20 MXN20MB4	464	F102_11.5 P80 BXN80MB4	465
146	46	1.9	9.8	1920	F102_9.8 S20 MXN20MB4	464	F102_9.8 P80 BXN80MB4	465
167	41	2.0	8.6	1850	F102_8.6 S20 MXN20MB4	464	F102_8.6 P80 BXN80MB4	465
193	35	2.2	7.4	1770	F102_7.4 S20 MXN20MB4	464	F102_7.4 P80 BXN80MB4	465
195	35	2.7	14.6	1770				
219	31	2.7	13.0	1710				
247	28	2.8	11.5	1650				
292	23	3.1	9.8	1570				
332	20.5	3.2	8.6	1510				
385	17.7	3.6	7.4	1440				

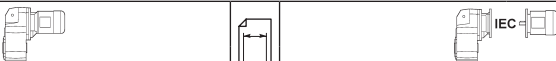


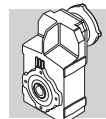
1.1 kW

n ₂ min-1	M ₂ Nm	S	i	R _{n2} N						
					IE2	IE3		IE2	IE3	
0.60	15694	0.9	1571.4	55000	F904_1571 S3 ME3LA6		498	F904_1571 P100 BE100M6		499
0.66	14285	1.0	1427.9	55000	F904_1428 S3 ME3LA6		498	F904_1428 P100 BE100M6		499
0.68	13977	1.0	2098.7	55000	F904_2099 S3 ME3SA4	F904_2099 S3 MX3SA4	498	F904_2099 P90 BE90S4	F904_2099 P90 BX90S4	499
0.74	12902	1.1	1937.3	55000	F904_1937 S3 ME3SA4	F904_1937 S3 MX3SA4	498	F904_1937 P90 BE90S4	F904_1937 P90 BX90S4	499
0.84	11337	1.2	1702.3	55000	F904_1702 S3 ME3SA4	F904_1702 S3 MX3SA4	498	F904_1702 P90 BE90S4	F904_1702 P90 BX90S4	499
0.91	10465	1.3	1571.4	55000	F904_1571 S3 ME3SA4	F904_1571 S3 MX3SA4	498	F904_1571 P90 BE90S4	F904_1571 P90 BX90S4	499
1.0	9510	1.5	1427.9	55000	F904_1428 S3 ME3SA4	F904_1428 S3 MX3SA4	498	F904_1428 P90 BE90S4	F904_1428 P90 BX90S4	499
1.1	8778	1.6	1318.1	55000	F904_1318 S3 ME3SA4	F904_1318 S3 MX3SA4	498	F904_1318 P90 BE90S4	F904_1318 P90 BX90S4	499
1.1	8507	0.9	1277.3	45000	F804_1277 S3 ME3SA4	F804_1277 S3 MX3SA4	495	F804_1277 P90 BE90S4	F804_1277 P90 BX90S4	496
1.2	8025	1.7	1204.9	55000	F904_1205 S3 ME3SA4	F904_1205 S3 MX3SA4	498	F904_1205 P90 BE90S4	F904_1205 P90 BX90S4	499
1.2	7634	1.0	1146.2	45000	F804_1146 S3 ME3SA4	F804_1146 S3 MX3SA4	495	F804_1146 P90 BE90S4	F804_1146 P90 BX90S4	496
1.3	7408	1.9	1112.3	55000	F904_1112 S3 ME3SA4	F904_1112 S3 MX3SA4	498	F904_1112 P90 BE90S4	F904_1112 P90 BX90S4	499
1.4	7047	1.1	1058.1	45000	F804_1058 S3 ME3SA4	F804_1058 S3 MX3SA4	495	F804_1058 P90 BE90S4	F804_1058 P90 BX90S4	496
1.5	6567	2.1	986.0	55000	F904_986.0 S3 ME3SA4	F904_986.0 S3 MX3SA4	498	F904_986.0 P90 BE90S4	F904_986.0 P90 BX90S4	499
1.5	6474	1.2	972.0	45000	F804_972.0 S3 ME3SA4	F804_972.0 S3 MX3SA4	495	F804_972.0 P90 BE90S4	F804_972.0 P90 BX90S4	496
1.6	6062	2.3	910.2	55000	F904_910.2 S3 ME3SA4	F904_910.2 S3 MX3SA4	498	F904_910.2 P90 BE90S4	F904_910.2 P90 BX90S4	499
1.6	5976	1.3	897.3	45000	F804_897.3 S3 ME3SA4	F804_897.3 S3 MX3SA4	495	F804_897.3 P90 BE90S4	F804_897.3 P90 BX90S4	496
1.7	5476	0.9	822.2	35000	F704_822.2 S3 ME3SA4	F704_822.2 S3 MX3SA4	492	F704_822.2 P90 BE90S4	F704_822.2 P90 BX90S4	493
1.8	5158	1.6	774.4	45000	F804_774.4 S3 ME3SA4	F804_774.4 S3 MX3SA4	495	F804_774.4 P90 BE90S4	F804_774.4 P90 BX90S4	496
1.8	5151	2.7	773.4	55000	F904_773.4 S3 ME3SA4	F904_773.4 S3 MX3SA4	498	F904_773.4 P90 BE90S4	F904_773.4 P90 BX90S4	499
1.9	5055	1.0	759.0	35000	F704_759.0 S3 ME3SA4	F704_759.0 S3 MX3SA4	492	F704_759.0 P90 BE90S4	F704_759.0 P90 BX90S4	493
1.9	4893	1.6	489.1	45000	F804_489.1 S3 ME3LA6		495	F804_489.1 P100 BE100M6		496
2.0	4761	1.7	714.9	45000	F804_714.9 S3 ME3SA4	F804_714.9 S3 MX3SA4	495	F804_714.9 P90 BE90S4	F804_714.9 P90 BX90S4	496
2.0	4755	2.9	714.0	55000	F904_714.0 S3 ME3SA4	F904_714.0 S3 MX3SA4	498	F904_714.0 P90 BE90S4	F904_714.0 P90 BX90S4	499
2.1	4517	1.8	451.5	45000	F804_451.5 S3 ME3LA6		495	F804_451.5 P100 BE100M6		496
2.2	4378	1.1	657.4	35000	F704_657.4 S3 ME3SA4	F704_657.4 S3 MX3SA4	492	F704_657.4 P90 BE90S4	F704_657.4 P90 BX90S4	493
2.3	4167	3.4	625.6	55000	F904_625.6 S3 ME3SA4	F904_625.6 S3 MX3SA4	498	F904_625.6 P90 BE90S4	F904_625.6 P90 BX90S4	499
2.3	4068	2.0	610.9	45000	F804_610.9 S3 ME3SA4	F804_610.9 S3 MX3SA4	495	F804_610.9 P90 BE90S4	F804_610.9 P90 BX90S4	496
2.4	4042	1.2	606.8	35000	F704_606.8 S3 ME3SA4	F704_606.8 S3 MX3SA4	492	F704_606.8 P90 BE90S4	F704_606.8 P90 BX90S4	493
2.5	3846	3.6	577.5	55000	F904_577.5 S3 ME3SA4	F904_577.5 S3 MX3SA4	498	F904_577.5 P90 BE90S4	F904_577.5 P90 BX90S4	499
2.5	3755	2.1	563.9	45000	F804_563.9 S3 ME3SA4	F804_563.9 S3 MX3SA4	495	F804_563.9 P90 BE90S4	F804_563.9 P90 BX90S4	496
2.8	3399	1.5	510.4	35000	F704_510.4 S3 ME3SA4	F704_510.4 S3 MX3SA4	492	F704_510.4 P90 BE90S4	F704_510.4 P90 BX90S4	493
2.9	3262	0.9	489.8	20000	F604_489.8 S3 ME3SA4	F604_489.8 S3 MX3SA4	488	F604_489.8 P90 BE90S4	F604_489.8 P90 BX90S4	489
2.9	3258	2.5	489.1	45000	F804_489.1 S3 ME3SA4	F804_489.1 S3 MX3SA4	495	F804_489.1 P90 BE90S4	F804_489.1 P90 BX90S4	496
3.0	3138	1.6	471.2	35000	F704_471.2 S3 ME3SA4	F704_471.2 S3 MX3SA4	492	F704_471.2 P90 BE90S4	F704_471.2 P90 BX90S4	493
3.2	3007	2.7	451.5	45000	F804_451.5 S3 ME3SA4	F804_451.5 S3 MX3SA4	495	F804_451.5 P90 BE90S4	F804_451.5 P90 BX90S4	496
3.3	2881	1.0	432.6	20000	F604_432.6 S3 ME3SA4	F604_432.6 S3 MX3SA4	488	F604_432.6 P90 BE90S4	F604_432.6 P90 BX90S4	489
3.5	2687	1.9	403.5	35000	F704_403.5 S3 ME3SA4	F704_403.5 S3 MX3SA4	492	F704_403.5 P90 BE90S4	F704_403.5 P90 BX90S4	493
3.6	2660	1.1	399.3	20000	F604_399.3 S3 ME3SA4	F604_399.3 S3 MX3SA4	488	F604_399.3 P90 BE90S4	F604_399.3 P90 BX90S4	489
3.7	2552	3.1	383.2	45000	F804_383.2 S3 ME3SA4	F804_383.2 S3 MX3SA4	495	F804_383.2 P90 BE90S4	F804_383.2 P90 BX90S4	496
3.8	2481	2.0	372.5	35000	F704_372.5 S3 ME3SA4	F704_372.5 S3 MX3SA4	492	F704_372.5 P90 BE90S4	F704_372.5 P90 BX90S4	493
4.0	2356	3.4	353.7	45000	F804_353.7 S3 ME3SA4	F804_353.7 S3 MX3SA4	495	F804_353.7 P90 BE90S4	F804_353.7 P90 BX90S4	496
4.2	2276	1.3	341.7	20000	F604_341.7 S3 ME3SA4	F604_341.7 S3 MX3SA4	488	F604_341.7 P90 BE90S4	F604_341.7 P90 BX90S4	489
4.5	2100	1.4	315.4	20000	F604_315.4 S3 ME3SA4	F604_315.4 S3 MX3SA4	488	F604_315.4 P90 BE90S4	F604_315.4 P90 BX90S4	489
4.7	2027	2.5	304.3	35000	F704_304.3 S3 ME3SA4	F704_304.3 S3 MX3SA4	492	F704_304.3 P90 BE90S4	F704_304.3 P90 BX90S4	493
5.0	1968	0.9	285.9	12000	F513_285.9 S3 ME3SA4	F513_285.9 S3 MX3SA4	484	F513_285.9 P90 BE90S4	F513_285.9 P90 BX90S4	485
5.1	1871	2.7	280.9	35000	F704_280.9 S3 ME3SA4	F704_280.9 S3 MX3SA4	492	F704_280.9 P90 BE90S4	F704_280.9 P90 BX90S4	493
5.1	1932	1.5	280.7	20000	F603_280.7 S3 ME3SA4	F603_280.7 S3 MX3SA4	488	F603_280.7 P90 BE90S4	F603_280.7 P90 BX90S4	489
5.5	1804	1.0	262.1	12000	F513_262.1 S3 ME3SA4	F513_262.1 S3 MX3SA4	484	F513_262.1 P90 BE90S4	F513_262.1 P90 BX90S4	485
5.5	1783	1.6	259.1	20000	F603_259.1 S3 ME3SA4	F603_259.1 S3 MX3SA4	488	F603_259.1 P90 BE90S4	F603_259.1 P90 BX90S4	489
6.0	1651	1.1	239.8	12000	F513_239.8 S3 ME3SA4	F513_239.8 S3 MX3SA4	484	F513_239.8 P90 BE90S4	F513_239.8 P90 BX90S4	485
6.1	1623	1.8	235.8	20000	F603_235.8 S3 ME3SA4	F603_235.8 S3 MX3SA4	488	F603_235.8 P90 BE90S4	F603_235.8 P90 BX90S4	489
6.1	1562	3.2	234.6	35000	F704_234.6 S3 ME3SA4	F704_234.6 S3 MX3SA4	492	F704_234.6 P90 BE90S4	F704_234.6 P90 BX90S4	493
6.6	1498	1.9	217.6	20000	F603_217.6 S3 ME3SA4	F603_217.6 S3 MX3SA4	488	F603_217.6 P90 BE90S4	F603_217.6 P90 BX90S4	489
6.6	1492	1.2	216.9	12000	F513_216.9 S3 ME3SA4	F513_216.9 S3 MX3SA4	484	F513_216.9 P90 BE90S4	F513_216.9 P90 BX90S4	485
6.6	1442	3.5	216.5	35000	F704_216.5 S3 ME3SA4	F704_216.5 S3 MX3SA4	492	F704_216.5 P90 BE90S4	F704_216.5 P90 BX90S4	493
7.1	1393	1.3	202.4	12000	F513_202.4 S3 ME3SA4	F513_202.4 S3 MX3SA4	484	F513_202.4 P90 BE90S4	F513_202.4 P90 BX90S4	485



1.1 kW

n ₂ min-1	M ₂ Nm	S	i	R _{n2} N						
					IE2	IE3	IEC			
7.1	1386	2.1	201.4	20000	F603_201.4 S3 ME3SA4	F603_201.4 S3 MX3SA4	488	F603_201.4 P90 BE90S4	F603_201.4 P90 BX90S4	489
7.7	1279	2.3	185.9	20000	F603_185.9 S3 ME3SA4	F603_185.9 S3 MX3SA4	488	F603_185.9 P90 BE90S4	F603_185.9 P90 BX90S4	489
7.9	1244	0.9	180.7	8500	F413_180.7 S3 ME3SA4	F413_180.7 S3 MX3SA4	480	F413_180.7 P90 BE90S4	F413_180.7 P90 BX90S4	481
8.5	1161	0.9	168.7	8500	F413_168.7 S3 ME3SA4	F413_168.7 S3 MX3SA4	480	F413_168.7 P90 BE90S4	F413_168.7 P90 BX90S4	481
8.6	1140	1.6	165.6	12000	F513_165.6 S3 ME3SA4	F513_165.6 S3 MX3SA4	484	F513_165.6 P90 BE90S4	F513_165.6 P90 BX90S4	485
8.8	1121	2.6	162.9	20000	F603_162.9 S3 ME3SA4	F603_162.9 S3 MX3SA4	488	F603_162.9 P90 BE90S4	F603_162.9 P90 BX90S4	489
9.5	1035	2.8	150.4	20000	F603_150.4 S3 ME3SA4	F603_150.4 S3 MX3SA4	488	F603_150.4 P90 BE90S4	F603_150.4 P90 BX90S4	489
10.6	925	1.2	134.4	8500	F413_134.4 S3 ME3SA4	F413_134.4 S3 MX3SA4	480	F413_134.4 P90 BE90S4	F413_134.4 P90 BX90S4	481
11.0	894	2.0	129.9	12000	F513_129.9 S3 ME3SA4	F513_129.9 S3 MX3SA4	484	F513_129.9 P90 BE90S4	F513_129.9 P90 BX90S4	485
13.5	730	1.5	106.0	8500	F413_106.0 S3 ME3SA4	F413_106.0 S3 MX3SA4	480	F413_106.0 P90 BE90S4	F413_106.0 P90 BX90S4	481
13.6	723	2.5	105.1	12000	F513_105.1 S3 ME3SA4	F513_105.1 S3 MX3SA4	484	F513_105.1 P90 BE90S4	F513_105.1 P90 BX90S4	485
16.4	601	1.0	87.4	6500	F313_87.4 S3 ME3SA4	F313_87.4 S3 MX3SA4	476	F313_87.4 P90 BE90S4	F313_87.4 P90 BX90S4	477
16.8	584	1.9	84.9	8500	F413_84.9 S3 ME3SA4	F413_84.9 S3 MX3SA4	480	F413_84.9 P90 BE90S4	F413_84.9 P90 BX90S4	481
17.2	573	3.1	83.2	12000	F513_83.2 S3 ME3SA4	F513_83.2 S3 MX3SA4	484	F513_83.2 P90 BE90S4	F513_83.2 P90 BX90S4	485
18.1	543	1.1	78.9	6500	F313_78.9 S3 ME3SA4	F313_78.9 S3 MX3SA4	476	F313_78.9 P90 BE90S4	F313_78.9 P90 BX90S4	477
20.7	475	1.3	69.1	6500	F313_69.1 S3 ME3SA4	F313_69.1 S3 MX3SA4	476	F313_69.1 P90 BE90S4	F313_69.1 P90 BX90S4	477
21.5	458	2.4	66.5	8500	F413_66.5 S3 ME3SA4	F413_66.5 S3 MX3SA4	480	F413_66.5 P90 BE90S4	F413_66.5 P90 BX90S4	481
21.9	450	0.9	65.3	4610	F253_65.3 S3 ME3SA4	F253_65.3 S3 MX3SA4	472	F253_65.3 P90 BE90S4	F253_65.3 P90 BX90S4	473
22.8	432	1.4	62.8	6500	F313_62.8 S3 ME3SA4	F313_62.8 S3 MX3SA4	476	F313_62.8 P90 BE90S4	F313_62.8 P90 BX90S4	477
23.7	415	2.7	60.2	8500	F413_60.2 S3 ME3SA4	F413_60.2 S3 MX3SA4	480	F413_60.2 P90 BE90S4	F413_60.2 P90 BX90S4	481
24.5	401	1.0	58.3	4500	F253_58.3 S3 ME3SA4	F253_58.3 S3 MX3SA4	472	F253_58.3 P90 BE90S4	F253_58.3 P90 BX90S4	473
27.5	359	1.7	52.1	6500	F313_52.1 S3 ME3SA4	F313_52.1 S3 MX3SA4	476	F313_52.1 P90 BE90S4	F313_52.1 P90 BX90S4	477
27.8	354	3.1	51.5	8500	F413_51.5 S3 ME3SA4	F413_51.5 S3 MX3SA4	480	F413_51.5 P90 BE90S4	F413_51.5 P90 BX90S4	481
28.2	350	1.1	50.8	4450	F253_50.8 S3 ME3SA4	F253_50.8 S3 MX3SA4	472	F253_50.8 P90 BE90S4	F253_50.8 P90 BX90S4	473
29.8	337	3.2	47.9	8500	F412_47.9 S3 ME3SA4	F412_47.9 S3 MX3SA4	480	F412_47.9 P90 BE90S4	F412_47.9 P90 BX90S4	481
30	327	1.8	47.5	6500	F313_47.5 S3 ME3SA4	F313_47.5 S3 MX3SA4	476	F313_47.5 P90 BE90S4	F313_47.5 P90 BX90S4	477
31	314	1.3	45.6	4400	F253_45.6 S3 ME3SA4	F253_45.6 S3 MX3SA4	472	F253_45.6 P90 BE90S4	F253_45.6 P90 BX90S4	473
32	314	1.9	44.6	6500	F312_44.6 S3 ME3SA4	F312_44.6 S3 MX3SA4	476	F312_44.6 P90 BE90S4	F312_44.6 P90 BX90S4	477
32	312	1.2	44.4	4470	F252_44.4 S3 ME3SA4	F252_44.4 S3 MX3SA4	472	F252_44.4 P90 BE90S4	F252_44.4 P90 BX90S4	473
35	286	1.3	40.7	4410	F252_40.7 S3 ME3SA4	F252_40.7 S3 MX3SA4	472	F252_40.7 P90 BE90S4	F252_40.7 P90 BX90S4	473
35	284	2.1	40.4	6500	F312_40.4 S3 ME3SA4	F312_40.4 S3 MX3SA4	476	F312_40.4 P90 BE90S4	F312_40.4 P90 BX90S4	477
38	266	0.9	37.9	3050	F202_37.9 S3 ME3SA4	F202_37.9 S3 MX3SA4	468	F202_37.9 P90 BE90S4	F202_37.9 P90 BX90S4	469
38	265	2.3	37.7	6500	F312_37.7 S3 ME3SA4	F312_37.7 S3 MX3SA4	476	F312_37.7 P90 BE90S4	F312_37.7 P90 BX90S4	477
39	256	1.6	36.4	4330	F252_36.4 S3 ME3SA4	F252_36.4 S3 MX3SA4	472	F252_36.4 P90 BE90S4	F252_36.4 P90 BX90S4	473
42	242	2.5	34.4	6500	F312_34.4 S3 ME3SA4	F312_34.4 S3 MX3SA4	476	F312_34.4 P90 BE90S4	F312_34.4 P90 BX90S4	477
43	233	1.1	33.1	2980	F202_33.1 S3 ME3SA4	F202_33.1 S3 MX3SA4	468	F202_33.1 P90 BE90S4	F202_33.1 P90 BX90S4	469
44	226	1.8	32.2	4240	F252_32.2 S3 ME3SA4	F252_32.2 S3 MX3SA4	472	F252_32.2 P90 BE90S4	F252_32.2 P90 BX90S4	473
47	214	1.2	30.4	2930	F202_30.4 S3 ME3SA4	F202_30.4 S3 MX3SA4	468	F202_30.4 P90 BE90S4	F202_30.4 P90 BX90S4	469
47	212	2.8	30.1	6500	F312_30.1 S3 ME3SA4	F312_30.1 S3 MX3SA4	476	F312_30.1 P90 BE90S4	F312_30.1 P90 BX90S4	477
48	211	1.9	30.0	4190	F252_30.0 S3 ME3SA4	F252_30.0 S3 MX3SA4	472	F252_30.0 P90 BE90S4	F252_30.0 P90 BX90S4	473
52	192	3.1	27.3	6500	F312_27.3 S3 ME3SA4	F312_27.3 S3 MX3SA4	476	F312_27.3 P90 BE90S4	F312_27.3 P90 BX90S4	477
53	191	2.1	27.2	4100	F252_27.2 S3 ME3SA4	F252_27.2 S3 MX3SA4	472	F252_27.2 P90 BE90S4	F252_27.2 P90 BX90S4	473
55	182	1.3	25.9	2840	F202_25.9 S3 ME3SA4	F202_25.9 S3 MX3SA4	468	F202_25.9 P90 BE90S4	F202_25.9 P90 BX90S4	469
60	167	2.4	23.8	3990	F252_23.8 S3 ME3SA4	F252_23.8 S3 MX3SA4	472	F252_23.8 P90 BE90S4	F252_23.8 P90 BX90S4	473
62	163	1.4	23.1	2780	F202_23.1 S3 ME3SA4	F202_23.1 S3 MX3SA4	468	F202_23.1 P90 BE90S4	F202_23.1 P90 BX90S4	469
66	153	2.6	21.8	3920	F252_21.8 S3 ME3SA4	F252_21.8 S3 MX3SA4	472	F252_21.8 P90 BE90S4	F252_21.8 P90 BX90S4	473
71	142	1.6	20.2	2690	F202_20.2 S3 ME3SA4	F202_20.2 S3 MX3SA4	468	F202_20.2 P90 BE90S4	F202_20.2 P90 BX90S4	469
74	136	1.0	19.3	2170	F102_19.3 S3 ME3SA4	F102_19.3 S3 MX3SA4	464	F102_19.3 P90 BE90S4	F102_19.3 P90 BX90S4	465
77	131	3.1	18.6	3780	F252_18.6 S3 ME3SA4	F252_18.6 S3 MX3SA4	472	F252_18.6 P90 BE90S4	F252_18.6 P90 BX90S4	473
79	127	1.7	18.1	2620	F202_18.1 S3 ME3SA4	F202_18.1 S3 MX3SA4	468	F202_18.1 P90 BE90S4	F202_18.1 P90 BX90S4	469
84	119	1.1	17.0	2110	F102_17.0 S3 ME3SA4	F102_17.0 S3 MX3SA4	464	F102_17.0 P90 BE90S4	F102_17.0 P90 BX90S4	465
86	117	3.4	16.6	3670	F252_16.6 S3 ME3SA4	F252_16.6 S3 MX3SA4	472	F252_16.6 P90 BE90S4	F252_16.6 P90 BX90S4	473
97	104	2.0	14.8	2500	F202_14.8 S3 ME3SA4	F202_14.8 S3 MX3SA4	468	F202_14.8 P90 BE90S4	F202_14.8 P90 BX90S4	469
98	103	1.2	14.6	2050	F102_14.6 S3 ME3SA4	F102_14.6 S3 MX3SA4	464	F102_14.6 P90 BE90S4	F102_14.6 P90 BX90S4	465
110	92	1.1	13.0	1980	F102_13.0 S3 ME3SA4	F102_13.0 S3 MX3SA4	464	F102_13.0 P90 BE90S4	F102_13.0 P90 BX90S4	465
124	81	1.2	11.5	1920	F102_11.5 S3 ME3SA4	F102_11.5 S3 MX3SA4	464	F102_11.5 P90 BE90S4	F102_11.5 P90 BX90S4	465
127	79	2.2	11.2	2310	F202_11.2 S3 ME3SA4	F202_11.2 S3 MX3SA4	468	F202_11.2 P90 BE90S4	F202_11.2 P90 BX90S4	469

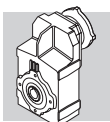


1.1 kW


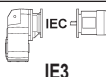
n ₂ min-1	M ₂ Nm	S	i	R _{n2} N						
					IE2	IE3		IE2	IE3	
143	71	2.3	10.0	2200	F202_10.0 S3 ME3SA4	F202_10.0 S3 MX3SA4	468	F202_10.0 P90 BE90S4	F202_10.0 P90 BX90S4	469
146	69	1.3	9.8	1840	F102_9.8 S3 ME3SA4	F102_9.8 S3 MX3SA4	464	F102_9.8 P90 BE90S4	F102_9.8 P90 BX90S4	465
164	61	2.5	8.7	2160	F202_8.7 S3 ME3SA4	F202_8.7 S3 MX3SA4	468	F202_8.7 P90 BE90S4	F202_8.7 P90 BX90S4	469
167	60	1.4	8.6	1780	F102_8.6 S3 ME3SA4	F102_8.6 S3 MX3SA4	464	F102_8.6 P90 BE90S4	F102_8.6 P90 BX90S4	465
183	55	2.6	7.8	2100	F202_7.8 S3 ME3SA4	F202_7.8 S3 MX3SA4	468	F202_7.8 P90 BE90S4	F202_7.8 P90 BX90S4	469
193	52	1.5	7.4	1720	F102_7.4 S3 ME3SA4	F102_7.4 S3 MX3SA4	464	F102_7.4 P90 BE90S4	F102_7.4 P90 BX90S4	465
223	45	2.9	6.4	1980	F202_6.4 S3 ME3SA4	F202_6.4 S3 MX3SA4	468	F202_6.4 P90 BE90S4	F202_6.4 P90 BX90S4	469
245	41	1.9	11.5	1600	F102_11.5S2ME2SB2		464	F102_11.5 P80 BE80B2		465
252	40	3.6	11.2	1910	F202_11.2S2ME2SB2		468	F202_11.2 P80 BE80B2		469
290	34	2.1	9.8	1530	F102_9.8S2ME2SB2		464	F102_9.8 P80 BE80B2		465
330	30	2.2	8.6	1480	F102_8.6S2ME2SB2		464	F102_8.6 P80 BE80B2		465
382	26	2.4	7.4	1410	F102_7.4S2ME2SB2		464	F102_7.4 P80 BE80B2		465

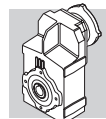
1.1 kW

n ₂ min-1	M ₂ Nm	S	i	R _{n2} N			
					IE3		IE3
0.60	15694	0.9	1571.4	55000			
0.66	14285	1.0	1427.9	55000			
0.68	13977	1.0	2098.7	55000			F904_2099 P90 BXN90S4
0.74	12902	1.1	1937.3	55000			F904_1937 P90 BXN90S4
0.84	11337	1.2	1702.3	55000			F904_1702 P90 BXN90S4
0.91	10465	1.3	1571.4	55000			F904_1571 P90 BXN90S4
1.0	9510	1.5	1427.9	55000			F904_1428 P90 BXN90S4
1.1	8778	1.6	1318.1	55000			F904_1318 P90 BXN90S4
1.1	8507	0.9	1277.3	45000			F804_1277 P90 BXN90S4
1.2	8025	1.7	1204.9	55000			F904_1205 P90 BXN90S4
1.2	7634	1.0	1146.2	45000			F804_1146 P90 BXN90S4
1.3	7408	1.9	1112.3	55000			F904_1112 P90 BXN90S4
1.4	7047	1.1	1058.1	45000			F804_1058 P90 BXN90S4
1.5	6567	2.1	986.0	55000			F904_986.0 P90 BXN90S4
1.5	6474	1.2	972.0	45000			F804_972.0 P90 BXN90S4
1.6	6062	2.3	910.2	55000			F904_910.2 P90 BXN90S4
1.6	5976	1.3	897.3	45000			F804_897.3 P90 BXN90S4
1.7	5476	0.9	822.2	35000			F704_822.2 P90 BXN90S4
1.8	5158	1.6	774.4	45000			F804_774.4 P90 BXN90S4
1.8	5151	2.7	773.4	55000			F904_773.4 P90 BXN90S4
1.9	5055	1.0	759.0	35000			F704_759.0 P90 BXN90S4
1.9	4893	1.6	489.1	45000			
2.0	4761	1.7	714.9	45000			F804_714.9 P90 BXN90S4
2.0	4755	2.9	714.0	55000			F904_714.0 P90 BXN90S4
2.1	4517	1.8	451.5	45000			
2.2	4378	1.1	657.4	35000			F704_657.4 P90 BXN90S4
2.3	4167	3.4	625.6	55000			F904_625.6 P90 BXN90S4
2.3	4068	2.0	610.9	45000			F804_610.9 P90 BXN90S4
2.4	4042	1.2	606.8	35000			F704_606.8 P90 BXN90S4
2.5	3846	3.6	577.5	55000			F904_577.5 P90 BXN90S4
2.5	3755	2.1	563.9	45000			F804_563.9 P90 BXN90S4
2.8	3399	1.5	510.4	35000			F704_510.4 P90 BXN90S4
2.9	3262	0.9	489.8	20000			F604_489.8 P90 BXN90S4
2.9	3258	2.5	489.1	45000			F804_489.1 P90 BXN90S4
3.0	3138	1.6	471.2	35000			F704_471.2 P90 BXN90S4
3.2	3007	2.7	451.5	45000			F804_451.5 P90 BXN90S4
3.3	2881	1.0	432.6	20000			F604_432.6 P90 BXN90S4
3.5	2687	1.9	403.5	35000			F704_403.5 P90 BXN90S4



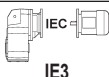



1.1 kW



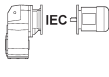

n ₂ min ⁻¹	M ₂ Nm	S	i	R _{n2} N				
3.6	2660	1.1	399.3	20000			F604_399.3 P90 BXN90S4	489
3.7	2552	3.1	383.2	45000			F804_383.2 P90 BXN90S4	496
3.8	2481	2.0	372.5	35000			F704_372.5 P90 BXN90S4	493
4.0	2356	3.4	353.7	45000			F804_353.7 P90 BXN90S4	496
4.2	2276	1.3	341.7	20000			F604_341.7 P90 BXN90S4	489
4.5	2100	1.4	315.4	20000			F604_315.4 P90 BXN90S4	489
4.7	2027	2.5	304.3	35000			F704_304.3 P90 BXN90S4	493
5.0	1968	0.9	285.9	12000			F513_285.9 P90 BXN90S4	485
5.1	1871	2.7	280.9	35000			F704_280.9 P90 BXN90S4	493
5.1	1932	1.5	280.7	20000			F603_280.7 P90 BXN90S4	489
5.5	1804	1.0	262.1	12000			F513_262.1 P90 BXN90S4	485
5.5	1783	1.6	259.1	20000			F603_259.1 P90 BXN90S4	489
6.0	1651	1.1	239.8	12000			F513_239.8 P90 BXN90S4	485
6.1	1623	1.8	235.8	20000			F603_235.8 P90 BXN90S4	489
6.1	1562	3.2	234.6	35000			F704_234.6 P90 BXN90S4	493
6.6	1498	1.9	217.6	20000			F603_217.6 P90 BXN90S4	489
6.6	1492	1.2	216.9	12000			F513_216.9 P90 BXN90S4	485
6.6	1442	3.5	216.5	35000			F704_216.5 P90 BXN90S4	493
7.1	1393	1.3	202.4	12000			F513_202.4 P90 BXN90S4	485
7.1	1386	2.1	201.4	20000			F603_201.4 P90 BXN90S4	489
7.7	1279	2.3	185.9	20000			F603_185.9 P90 BXN90S4	489
7.9	1244	0.9	180.7	8500			F413_180.7 P90 BXN90S4	481
8.5	1161	0.9	168.7	8500			F413_168.7 P90 BXN90S4	481
8.6	1140	1.6	165.6	12000			F513_165.6 P90 BXN90S4	485
8.8	1121	2.6	162.9	20000			F603_162.9 P90 BXN90S4	489
9.5	1035	2.8	150.4	20000			F603_150.4 P90 BXN90S4	489
10.6	925	1.2	134.4	8500			F413_134.4 P90 BXN90S4	481
11.0	894	2.0	129.9	12000			F513_129.9 P90 BXN90S4	485
13.5	730	1.5	106.0	8500			F413_106.0 P90 BXN90S4	481
13.6	723	2.5	105.1	12000			F513_105.1 P90 BXN90S4	485
16.4	601	1.0	87.4	6500			F313_87.4 P90 BXN90S4	477
16.8	584	1.9	84.9	8500			F413_84.9 P90 BXN90S4	481
17.2	573	3.1	83.2	12000			F513_83.2 P90 BXN90S4	485
18.1	543	1.1	78.9	6500			F313_78.9 P90 BXN90S4	477
20.7	475	1.3	69.1	6500			F313_69.1 P90 BXN90S4	477
21.5	458	2.4	66.5	8500			F413_66.5 P90 BXN90S4	481
21.9	450	0.9	65.3	4610			F253_65.3 P90 BXN90S4	473
22.8	432	1.4	62.8	6500			F313_62.8 P90 BXN90S4	477
23.7	415	2.7	60.2	8500			F413_60.2 P90 BXN90S4	481
24.5	401	1.0	58.3	4500			F253_58.3 P90 BXN90S4	473
27.5	359	1.7	52.1	6500			F313_52.1 P90 BXN90S4	477
27.8	354	3.1	51.5	8500			F413_51.5 P90 BXN90S4	481
28.2	350	1.1	50.8	4450			F253_50.8 P90 BXN90S4	473
29.8	337	3.2	47.9	8500			F412_47.9 P90 BXN90S4	481
30	327	1.8	47.5	6500			F313_47.5 P90 BXN90S4	477
31	314	1.3	45.6	4400			F253_45.6 P90 BXN90S4	473
32	314	1.9	44.6	6500			F312_44.6 P90 BXN90S4	477
32	312	1.2	44.4	4470			F252_44.4 P90 BXN90S4	473
35	286	1.3	40.7	4410			F252_40.7 P90 BXN90S4	473
35	284	2.1	40.4	6500			F312_40.4 P90 BXN90S4	477
38	266	0.9	37.9	3050			F202_37.9 P90 BXN90S4	469
38	265	2.3	37.7	6500			F312_37.7 P90 BXN90S4	477
39	256	1.6	36.4	4330			F252_36.4 P90 BXN90S4	473
42	242	2.5	34.4	6500			F312_34.4 P90 BXN90S4	477
43	233	1.1	33.1	2980			F202_33.1 P90 BXN90S4	469
44	226	1.8	32.2	4240			F252_32.2 P90 BXN90S4	473
47	214	1.2	30.4	2930			F202_30.4 P90 BXN90S4	469

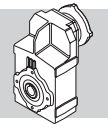


1.1 kW

n ₂ min ⁻¹	M ₂ Nm	S	i	R _{n2} N	IE3		IEC IE3	
								
47	212	2.8	30.1	6500			F312_30.1 P90 BXN90S4	477
48	211	1.9	30.0	4190			F252_30.0 P90 BXN90S4	473
52	192	3.1	27.3	6500			F312_27.3 P90 BXN90S4	477
53	191	2.1	27.2	4100			F252_27.2 P90 BXN90S4	473
55	182	1.3	25.9	2840			F202_25.9 P90 BXN90S4	469
60	167	2.4	23.8	3990			F252_23.8 P90 BXN90S4	473
62	163	1.4	23.1	2780			F202_23.1 P90 BXN90S4	469
66	153	2.6	21.8	3920			F252_21.8 P90 BXN90S4	473
71	142	1.6	20.2	2690			F202_20.2 P90 BXN90S4	469
74	136	1.0	19.3	2170			F102_19.3 P90 BXN90S4	465
77	131	3.1	18.6	3780			F252_18.6 P90 BXN90S4	473
79	127	1.7	18.1	2620			F202_18.1 P90 BXN90S4	469
84	119	1.1	17.0	2110			F102_17.0 P90 BXN90S4	465
86	117	3.4	16.6	3670			F252_16.6 P90 BXN90S4	473
97	104	2.0	14.8	2500			F202_14.8 P90 BXN90S4	469
98	103	1.2	14.6	2050			F102_14.6 P90 BXN90S4	465
110	92	1.1	13.0	1980			F102_13.0 P90 BXN90S4	465
124	81	1.2	11.5	1920			F102_11.5 P90 BXN90S4	465
127	79	2.2	11.2	2310			F202_11.2 P90 BXN90S4	469
143	71	2.3	10.0	2200			F202_10.0 P90 BXN90S4	469
146	69	1.3	9.8	1840			F102_9.8 P90 BXN90S4	465
164	61	2.5	8.7	2160			F202_8.7 P90 BXN90S4	469
167	60	1.4	8.6	1780			F102_8.6 P90 BXN90S4	465
183	55	2.6	7.8	2100			F202_7.8 P90 BXN90S4	469
193	52	1.5	7.4	1720			F102_7.4 P90 BXN90S4	465
223	45	2.9	6.4	1980			F202_6.4 P90 BXN90S4	469
245	41	1.9	11.5	1600				
252	40	3.6	11.2	1910				
290	34	2.1	9.8	1530				
330	30	2.2	8.6	1480				
382	26	2.4	7.4	1410				

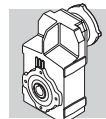
1.5 kW

n ₂ min ⁻¹	M ₂ Nm	S	i	R _{n2} N	IE2		IE3			
										
0.8	15321	0.9	1702.3	55000	F904_1702 S3 ME3SB4	F904_1702 S3 MX3SB4	498	F904_1702 P90 BE90LA4	F904_1702 P90 BX90LA4	499
0.9	14142	1.0	1571.4	55000	F904_1571 S3 ME3SB4	F904_1571 S3 MX3SB4	498	F904_1571 P90 BE90LA4	F904_1571 P90 BX90LA4	499
1.0	12851	1.1	1427.9	55000	F904_1428 S3 ME3SB4	F904_1428 S3 MX3SB4	498	F904_1428 P90 BE90LA4	F904_1428 P90 BX90LA4	499
1.1	11863	1.2	1318.1	55000	F904_1318 S3 ME3SB4	F904_1318 S3 MX3SB4	498	F904_1318 P90 BE90LA4	F904_1318 P90 BX90LA4	499
1.2	10845	1.3	1204.9	55000	F904_1205 S3 ME3SB4	F904_1205 S3 MX3SB4	498	F904_1205 P90 BE90LA4	F904_1205 P90 BX90LA4	499
1.3	10010	1.4	1112.3	55000	F904_1112 S3 ME3SB4	F904_1112 S3 MX3SB4	498	F904_1112 P90 BE90LA4	F904_1112 P90 BX90LA4	499
1.5	8874	1.6	986.0	55000	F904_986.0 S3 ME3SB4	F904_986.0 S3 MX3SB4	498	F904_986.0 P90 BE90LA4	F904_986.0 P90 BX90LA4	499
1.5	8748	0.9	972.0	45000	F804_972.0 S3 ME3SB4	F804_972.0 S3 MX3SB4	495	F804_972.0 P90 BE90LA4	F804_972.0 P90 BX90LA4	496
1.6	8192	1.7	910.2	55000	F904_910.2 S3 ME3SB4	F904_910.2 S3 MX3SB4	498	F904_910.2 P90 BE90LA4	F904_910.2 P90 BX90LA4	499
1.6	8075	1.0	897.3	45000	F804_897.3 S3 ME3SB4	F804_897.3 S3 MX3SB4	495	F804_897.3 P90 BE90LA4	F804_897.3 P90 BX90LA4	496
1.8	6970	1.1	774.4	45000	F804_774.4 S3 ME3SB4	F804_774.4 S3 MX3SB4	495	F804_774.4 P90 BE90LA4	F804_774.4 P90 BX90LA4	496
1.8	6961	2.0	773.4	55000	F904_773.4 S3 ME3SB4	F904_773.4 S3 MX3SB4	498	F904_773.4 P90 BE90LA4	F904_773.4 P90 BX90LA4	499
2.0	6434	1.2	714.9	45000	F804_714.9 S3 ME3SB4	F804_714.9 S3 MX3SB4	495	F804_714.9 P90 BE90LA4	F804_714.9 P90 BX90LA4	496
2.0	6426	2.2	714.0	55000	F904_714.0 S3 ME3SB4	F904_714.0 S3 MX3SB4	498	F904_714.0 P90 BE90LA4	F904_714.0 P90 BX90LA4	499
2.3	5631	2.5	625.6	55000	F904_625.6 S3 ME3SB4	F904_625.6 S3 MX3SB4	498	F904_625.6 P90 BE90LA4	F904_625.6 P90 BX90LA4	499
2.3	5498	1.5	610.9	45000	F804_610.9 S3 ME3SB4	F804_610.9 S3 MX3SB4	495	F804_610.9 P90 BE90LA4	F804_610.9 P90 BX90LA4	496
2.4	5462	0.9	606.8	35000	F704_606.8 S3 ME3SB4	F704_606.8 S3 MX3SB4	492	F704_606.8 P90 BE90LA4	F704_606.8 P90 BX90LA4	493
2.5	5197	2.7	577.5	55000	F904_577.5 S3 ME3SB4	F904_577.5 S3 MX3SB4	498	F904_577.5 P90 BE90LA4	F904_577.5 P90 BX90LA4	499
2.5	5075	1.6	563.9	45000	F804_563.9 S3 ME3SB4	F804_563.9 S3 MX3SB4	495	F804_563.9 P90 BE90LA4	F804_563.9 P90 BX90LA4	496


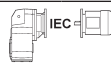


1.5 kW

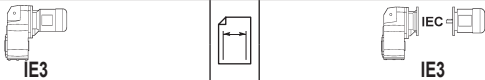
n ₂ min-1	M ₂ Nm	S	i	R _{n2} N						
					IE2	IE3	492	IE2	IE3	493
2.8	4594	1.1	510.4	35000	F704_510.4 S3 ME3SB4	F704_510.4 S3 MX3SB4	492	F704_510.4 P90 BE90LA4	F704_510.4 P90 BX90LA4	493
2.9	4460	3.1	495.6	55000	F904_495.6 S3 ME3SB4	F904_495.6 S3 MX3SB4	498	F904_495.6 P90 BE90LA4	F904_495.6 P90 BX90LA4	499
2.9	4402	1.8	489.1	45000	F804_489.1 S3 ME3SB4	F804_489.1 S3 MX3SB4	495	F804_489.1 P90 BE90LA4	F804_489.1 P90 BX90LA4	496
3.0	4240	1.2	471.2	35000	F704_471.2 S3 ME3SB4	F704_471.2 S3 MX3SB4	492	F704_471.2 P90 BE90LA4	F704_471.2 P90 BX90LA4	493
3.1	4117	3.4	457.5	55000	F904_457.5 S3 ME3SB4	F904_457.5 S3 MX3SB4	498	F904_457.5 P90 BE90LA4	F904_457.5 P90 BX90LA4	499
3.2	4063	2.0	451.5	45000	F804_451.5 S3 ME3SB4	F804_451.5 S3 MX3SB4	495	F804_451.5 P90 BE90LA4	F804_451.5 P90 BX90LA4	496
3.5	3632	1.4	403.5	35000	F704_403.5 S3 ME3SB4	F704_403.5 S3 MX3SB4	492	F704_403.5 P90 BE90LA4	F704_403.5 P90 BX90LA4	493
3.7	3448	2.3	383.2	45000	F804_383.2 S3 ME3SB4	F804_383.2 S3 MX3SB4	495	F804_383.2 P90 BE90LA4	F804_383.2 P90 BX90LA4	496
3.8	3352	1.5	372.5	35000	F704_372.5 S3 ME3SB4	F704_372.5 S3 MX3SB4	492	F704_372.5 P90 BE90LA4	F704_372.5 P90 BX90LA4	493
4.0	3183	2.5	353.7	45000	F804_353.7 S3 ME3SB4	F804_353.7 S3 MX3SB4	495	F804_353.7 P90 BE90LA4	F804_353.7 P90 BX90LA4	496
4.2	3075	0.9	341.7	20000	F604_341.7 S3 ME3SB4	F604_341.7 S3 MX3SB4	488	F604_341.7 P90 BE90LA4	F604_341.7 P90 BX90LA4	489
4.5	2839	1.0	315.4	20000	F604_315.4 S3 ME3SB4	F604_315.4 S3 MX3SB4	488	F604_315.4 P90 BE90LA4	F604_315.4 P90 BX90LA4	489
4.7	2739	1.8	304.3	35000	F704_304.3 S3 ME3SB4	F704_304.3 S3 MX3SB4	492	F704_304.3 P90 BE90LA4	F704_304.3 P90 BX90LA4	493
4.8	2670	3.0	296.7	45000	F804_296.7 S3 ME3SB4	F804_296.7 S3 MX3SB4	495	F804_296.7 P90 BE90LA4	F804_296.7 P90 BX90LA4	496
5.1	2528	2.0	280.9	35000	F704_280.9 S3 ME3SB4	F704_280.9 S3 MX3SB4	492	F704_280.9 P90 BE90LA4	F704_280.9 P90 BX90LA4	493
5.1	2610	1.1	280.7	20000	F603_280.7 S3 ME3SB4	F603_280.7 S3 MX3SB4	488	F603_280.7 P90 BE90LA4	F603_280.7 P90 BX90LA4	489
5.2	2465	3.2	273.9	45000	F804_273.9 S3 ME3SB4	F804_273.9 S3 MX3SB4	495	F804_273.9 P90 BE90LA4	F804_273.9 P90 BX90LA4	496
5.5	2409	1.2	259.1	20000	F603_259.1 S3 ME3SB4	F603_259.1 S3 MX3SB4	488	F603_259.1 P90 BE90LA4	F603_259.1 P90 BX90LA4	489
6.1	2193	1.3	235.8	20000	F603_235.8 S3 ME3SB4	F603_235.8 S3 MX3SB4	488	F603_235.8 P90 BE90LA4	F603_235.8 P90 BX90LA4	489
6.1	2111	2.4	234.6	35000	F704_234.6 S3 ME3SB4	F704_234.6 S3 MX3SB4	492	F704_234.6 P90 BE90LA4	F704_234.6 P90 BX90LA4	493
6.6	2024	1.4	217.6	20000	F603_217.6 S3 ME3SB4	F603_217.6 S3 MX3SB4	488	F603_217.6 P90 BE90LA4	F603_217.6 P90 BX90LA4	489
6.6	1949	2.6	216.5	35000	F704_216.5 S3 ME3SB4	F704_216.5 S3 MX3SB4	492	F704_216.5 P90 BE90LA4	F704_216.5 P90 BX90LA4	493
7.1	1882	1.0	202.4	12000	F513_202.4 S3 ME3SB4	F513_202.4 S3 MX3SB4	484	F513_202.4 P90 BE90LA4	F513_202.4 P90 BX90LA4	485
7.1	1873	1.5	201.4	20000	F603_201.4 S3 ME3SB4	F603_201.4 S3 MX3SB4	488	F603_201.4 P90 BE90LA4	F603_201.4 P90 BX90LA4	489
7.3	1823	2.7	196.0	35000	F703_196.0 S3 ME3SB4	F703_196.0 S3 MX3SB4	492	F703_196.0 P90 BE90LA4	F703_196.0 P90 BX90LA4	493
7.7	1729	1.7	185.9	20000	F603_185.9 S3 ME3SB4	F603_185.9 S3 MX3SB4	488	F603_185.9 P90 BE90LA4	F603_185.9 P90 BX90LA4	489
7.9	1683	3.0	180.9	35000	F703_180.9 S3 ME3SB4	F703_180.9 S3 MX3SB4	492	F703_180.9 P90 BE90LA4	F703_180.9 P90 BX90LA4	493
8.6	1550	3.2	166.7	35000	F703_166.7 S3 ME3SB4	F703_166.7 S3 MX3SB4	492	F703_166.7 P90 BE90LA4	F703_166.7 P90 BX90LA4	493
8.6	1540	1.2	165.6	12000	F513_165.6 S3 ME3SB4	F513_165.6 S3 MX3SB4	484	F513_165.6 P90 BE90LA4	F513_165.6 P90 BX90LA4	485
8.8	1515	1.9	162.9	20000	F603_162.9 S3 ME3SB4	F603_162.9 S3 MX3SB4	488	F603_162.9 P90 BE90LA4	F603_162.9 P90 BX90LA4	489
9.3	1431	3.5	153.8	35000	F703_153.8 S3 ME3SB4	F703_153.8 S3 MX3SB4	492	F703_153.8 P90 BE90LA4	F703_153.8 P90 BX90LA4	493
9.5	1398	2.1	150.4	20000	F603_150.4 S3 ME3SB4	F603_150.4 S3 MX3SB4	488	F603_150.4 P90 BE90LA4	F603_150.4 P90 BX90LA4	489
10.6	1250	0.9	134.4	8500	F413_134.4 S3 ME3SB4	F413_134.4 S3 MX3SB4	480	F413_134.4 P90 BE90LA4	F413_134.4 P90 BX90LA4	481
11.0	1214	2.4	130.5	20000	F603_130.5 S3 ME3SB4	F603_130.5 S3 MX3SB4	488	F603_130.5 P90 BE90LA4	F603_130.5 P90 BX90LA4	489
11.0	1208	1.5	129.9	12000	F513_129.9 S3 ME3SB4	F513_129.9 S3 MX3SB4	484	F513_129.9 P90 BE90LA4	F513_129.9 P90 BX90LA4	485
11.9	1120	2.6	120.5	20000	F603_120.5 S3 ME3SB4	F603_120.5 S3 MX3SB4	488	F603_120.5 P90 BE90LA4	F603_120.5 P90 BX90LA4	489
13.4	989	2.9	106.4	20000	F603_106.4 S3 ME3SB4	F603_106.4 S3 MX3SB4	488	F603_106.4 P90 BE90LA4	F603_106.4 P90 BX90LA4	489
13.5	986	1.1	106.0	8500	F413_106.0 S3 ME3SB4	F413_106.0 S3 MX3SB4	480	F413_106.0 P90 BE90LA4	F413_106.0 P90 BX90LA4	481
13.6	977	1.8	105.1	12000	F513_105.1 S3 ME3SB4	F513_105.1 S3 MX3SB4	484	F513_105.1 P90 BE90LA4	F513_105.1 P90 BX90LA4	485
14.6	913	3.2	98.2	20000	F603_98.2 S3 ME3SB4	F603_98.2 S3 MX3SB4	488	F603_98.2 P90 BE90LA4	F603_98.2 P90 BX90LA4	489
16.8	789	1.4	84.9	8500	F413_84.9 S3 ME3SB4	F413_84.9 S3 MX3SB4	480	F413_84.9 P90 BE90LA4	F413_84.9 P90 BX90LA4	481
17.2	774	2.3	83.2	12000	F513_83.2 S3 ME3SB4	F513_83.2 S3 MX3SB4	484	F513_83.2 P90 BE90LA4	F513_83.2 P90 BX90LA4	485
20.7	642	0.9	69.1	6500	F313_69.1 S3 ME3SB4	F313_69.1 S3 MX3SB4	476	F313_69.1 P90 BE90LA4	F313_69.1 P90 BX90LA4	477
21.5	618	1.8	66.5	8500	F413_66.5 S3 ME3SB4	F413_66.5 S3 MX3SB4	480	F413_66.5 P90 BE90LA4	F413_66.5 P90 BX90LA4	481
21.7	612	2.9	65.8	12000	F513_65.8 S3 ME3SB4	F513_65.8 S3 MX3SB4	484	F513_65.8 P90 BE90LA4	F513_65.8 P90 BX90LA4	485
22.8	584	1.0	62.8	6500	F313_62.8 S3 ME3SB4	F313_62.8 S3 MX3SB4	476	F313_62.8 P90 BE90LA4	F313_62.8 P90 BX90LA4	477
23.7	560	2.0	60.2	8500	F413_60.2 S3 ME3SB4	F413_60.2 S3 MX3SB4	480	F413_60.2 P90 BE90LA4	F413_60.2 P90 BX90LA4	481
27.5	484	1.2	52.1	6500	F313_52.1 S3 ME3SB4	F313_52.1 S3 MX3SB4	476	F313_52.1 P90 BE90LA4	F313_52.1 P90 BX90LA4	477
27.8	479	2.3	51.5	8500	F413_51.5 S3 ME3SB4	F413_51.5 S3 MX3SB4	480	F413_51.5 P90 BE90LA4	F413_51.5 P90 BX90LA4	481
29.8	455	2.4	47.9	8500	F412_47.9 S3 ME3SB4	F412_47.9 S3 MX3SB4	480	F412_47.9 P90 BE90LA4	F412_47.9 P90 BX90LA4	481
30	442	1.3	47.5	6500	F313_47.5 S3 ME3SB4	F313_47.5 S3 MX3SB4	476	F313_47.5 P90 BE90LA4	F313_47.5 P90 BX90LA4	477
31	424	0.9	45.6	3880	F253_45.6 S3 ME3SB4	F253_45.6 S3 MX3SB4	472	F253_45.6 P90 BE90LA4	F253_45.6 P90 BX90LA4	473
32	424	1.4	44.6	6500	F312_44.6 S3 ME3SB4	F312_44.6 S3 MX3SB4	476	F312_44.6 P90 BE90LA4	F312_44.6 P90 BX90LA4	477
32	422	0.9	44.4	4180	F252_44.4 S3 ME3SB4	F252_44.4 S3 MX3SB4	472	F252_44.4 P90 BE90LA4	F252_44.4 P90 BX90LA4	473
35	387	1.0	40.7	3970	F252_40.7 S3 ME3SB4	F252_40.7 S3 MX3SB4	472	F252_40.7 P90 BE90LA4	F252_40.7 P90 BX90LA4	473
35	383	1.6	40.4	6500	F312_40.4 S3 ME3SB4	F312_40.4 S3 MX3SB4	476	F312_40.4 P90 BE90LA4	F312_40.4 P90 BX90LA4	477
37	363	3.0	38.2	8500	F412_38.2 S3 ME3SB4	F412_38.2 S3 MX3SB4	480	F412_38.2 P90 BE90LA4	F412_38.2 P90 BX90LA4	481

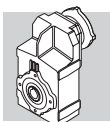


1.5 kW



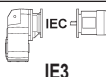

n ₂ min ⁻¹	M ₂ Nm	S	i	R _{n2} N						
					IE2	IE3	IE2	IE3		
38	358	1.7	37.7	6500	F312_37.7 S3 ME3SB4	F312_37.7 S3 MX3SB4	476	F312_37.7 P90 BE90LA4	F312_37.7 P90 BX90LA4	477
39	346	1.2	36.4	3940	F252_36.4 S3 ME3SB4	F252_36.4 S3 MX3SB4	472	F252_36.4 P90 BE90LA4	F252_36.4 P90 BX90LA4	473
42	326	1.8	34.4	6500	F312_34.4 S3 ME3SB4	F312_34.4 S3 MX3SB4	476	F312_34.4 P90 BE90LA4	F312_34.4 P90 BX90LA4	477
44	306	1.3	32.2	3890	F252_32.2 S3 ME3SB4	F252_32.2 S3 MX3SB4	472	F252_32.2 P90 BE90LA4	F252_32.2 P90 BX90LA4	473
47	286	2.1	30.1	6500	F312_30.1 S3 ME3SB4	F312_30.1 S3 MX3SB4	476	F312_30.1 P90 BE90LA4	F312_30.1 P90 BX90LA4	477
48	285	1.4	30.0	3860	F252_30.0 S3 ME3SB4	F252_30.0 S3 MX3SB4	472	F252_30.0 P90 BE90LA4	F252_30.0 P90 BX90LA4	473
52	259	2.3	27.3	6500	F312_27.3 S3 ME3SB4	F312_27.3 S3 MX3SB4	476	F312_27.3 P90 BE90LA4	F312_27.3 P90 BX90LA4	477
53	258	1.5	27.2	3810	F252_27.2 S3 ME3SB4	F252_27.2 S3 MX3SB4	472	F252_27.2 P90 BE90LA4	F252_27.2 P90 BX90LA4	473
55	246	1.0	25.9	2640	F202_25.9 S3 ME3SB4	F202_25.9 S3 MX3SB4	468	F202_25.9 P90 BE90LA4	F202_25.9 P90 BX90LA4	469
60	226	1.8	23.8	3730	F252_23.8 S3 ME3SB4	F252_23.8 S3 MX3SB4	472	F252_23.8 P90 BE90LA4	F252_23.8 P90 BX90LA4	473
61	222	2.7	23.4	6480	F312_23.4 S3 ME3SB4	F312_23.4 S3 MX3SB4	476	F312_23.4 P90 BE90LA4	F312_23.4 P90 BX90LA4	477
62	220	1.1	23.1	2600	F202_23.1 S3 ME3SB4	F202_23.1 S3 MX3SB4	468	F202_23.1 P90 BE90LA4	F202_23.1 P90 BX90LA4	469
66	207	1.9	21.8	3680	F252_21.8 S3 ME3SB4	F252_21.8 S3 MX3SB4	472	F252_21.8 P90 BE90LA4	F252_21.8 P90 BX90LA4	473
68	201	3.0	21.1	6320	F312_21.1 S3 ME3SB4	F312_21.1 S3 MX3SB4	476	F312_21.1 P90 BE90LA4	F312_21.1 P90 BX90LA4	477
71	191	1.2	20.2	2530	F202_20.2 S3 ME3SB4	F202_20.2 S3 MX3SB4	468	F202_20.2 P90 BE90LA4	F202_20.2 P90 BX90LA4	469
77	177	2.3	18.6	3570	F252_18.6 S3 ME3SB4	F252_18.6 S3 MX3SB4	472	F252_18.6 P90 BE90LA4	F252_18.6 P90 BX90LA4	473
77	176	3.4	18.5	6110	F312_18.5 S3 ME3SB4	F312_18.5 S3 MX3SB4	476	F312_18.5 P90 BE90LA4	F312_18.5 P90 BX90LA4	477
79	172	1.2	18.1	2480	F202_18.1 S3 ME3SB4	F202_18.1 S3 MX3SB4	468	F202_18.1 P90 BE90LA4	F202_18.1 P90 BX90LA4	469
86	158	2.5	16.6	3490	F252_16.6 S3 ME3SB4	F252_16.6 S3 MX3SB4	472	F252_16.6 P90 BE90LA4	F252_16.6 P90 BX90LA4	473
97	141	1.4	14.8	2380	F202_14.8 S3 ME3SB4	F202_14.8 S3 MX3SB4	468	F202_14.8 P90 BE90LA4	F202_14.8 P90 BX90LA4	469
99	137	2.9	14.5	3390	F252_14.5 S3 ME3SB4	F252_14.5 S3 MX3SB4	472	F252_14.5 P90 BE90LA4	F252_14.5 P90 BX90LA4	473
110	123	3.2	13.0	3310	F252_13.0 S3 ME3SB4	F252_13.0 S3 MX3SB4	472	F252_13.0 P90 BE90LA4	F252_13.0 P90 BX90LA4	473
124	110	0.9	11.5	1160	F102_11.5 S3 ME3SB4	F102_11.5 S3 MX3SB4	464	F102_11.5 P90 BE90LA4	F102_11.5 P90 BX90LA4	465
127	107	1.7	11.2	2220	F202_11.2 S3 ME3SB4	F202_11.2 S3 MX3SB4	468	F202_11.2 P90 BE90LA4	F202_11.2 P90 BX90LA4	469
143	95	1.7	10.0	2160	F202_10.0 S3 ME3SB4	F202_10.0 S3 MX3SB4	468	F202_10.0 P90 BE90LA4	F202_10.0 P90 BX90LA4	469
146	93	1.0	9.8	1760	F102_9.8 S3 ME3SB4	F102_9.8 S3 MX3SB4	464	F102_9.8 P90 BE90LA4	F102_9.8 P90 BX90LA4	465
153	89	3.0	9.4	3070	F252_9.4 S3 ME3SB4	F252_9.4 S3 MX3SB4	472	F252_9.4 P90 BE90LA4	F252_9.4 P90 BX90LA4	473
164	83	1.9	8.7	2090	F202_8.7 S3 ME3SB4	F202_8.7 S3 MX3SB4	468	F202_8.7 P90 BE90LA4	F202_8.7 P90 BX90LA4	469
167	82	1.0	8.6	1710	F102_8.6 S3 ME3SB4	F102_8.6 S3 MX3SB4	464	F102_8.6 P90 BE90LA4	F102_8.6 P90 BX90LA4	465
170	80	3.3	8.4	2980	F252_8.4 S3 ME3SB4	F252_8.4 S3 MX3SB4	472	F252_8.4 P90 BE90LA4	F252_8.4 P90 BX90LA4	473
183	74	1.9	7.8	2030	F202_7.8 S3 ME3SB4	F202_7.8 S3 MX3SB4	468	F202_7.8 P90 BE90LA4	F202_7.8 P90 BX90LA4	469
193	70	1.1	7.4	1650	F102_7.4 S3 ME3SB4	F102_7.4 S3 MX3SB4	464	F102_7.4 P90 BE90LA4	F102_7.4 P90 BX90LA4	465
223	61	2.1	6.4	1930	F202_6.4 S3 ME3SB4	F202_6.4 S3 MX3SB4	468	F202_6.4 P90 BE90LA4	F202_6.4 P90 BX90LA4	469
247	55	1.4	11.5	1560	F102_11.5 S3 ME3SA2		464	F102_11.5 P90 BE90SA2		465
254	54	2.6	11.2	1860	F202_11.2 S3 ME3SA2		468	F202_11.2 P90 BE90SA2		469
292	47	1.6	9.8	1490	F102_9.8 S3 ME3SA2		464	F102_9.8 P90 BE90SA2		465
327	42	3.0	8.7	1740	F202_8.7 S3 ME3SA2		468	F202_8.7 P90 BE90SA2		469
333	41	1.6	8.6	1440	F102_8.6 S3 ME3SA2		464	F102_8.6 P90 BE90SA2		465
364	37	3.1	7.8	1680	F202_7.8 S3 ME3SA2		468	F202_7.8 P90 BE90SA2		469
386	35	1.8	7.4	1380	F102_7.4 S3 ME3SA2		464	F102_7.4 P90 BE90SA2		465
445	31	3.4	6.4	1590	F202_6.4 S3 ME3SA2		468	F202_6.4 P90 BE90SA2		469

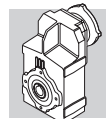
1.5 kW

n ₂ min ⁻¹	M ₂ Nm	S	i	R _{n2} N			
					IE3	IE3	
0.8	15321	0.9	1702.3	55000		F904_1702 P90 BXN90L4	499
0.9	14142	1.0	1571.4	55000		F904_1571 P90 BXN90L4	499
1.0	12851	1.1	1427.9	55000		F904_1428 P90 BXN90L4	499
1.1	11863	1.2	1318.1	55000		F904_1318 P90 BXN90L4	499
1.2	10845	1.3	1204.9	55000		F904_1205 P90 BXN90L4	499
1.3	10010	1.4	1112.3	55000		F904_1112 P90 BXN90L4	499
1.5	8874	1.6	986.0	55000		F904_986.0 P90 BXN90L4	499
1.5	8748	0.9	972.0	45000		F804_972.0 P90 BXN90L4	496
1.6	8192	1.7	910.2	55000		F904_910.2 P90 BXN90L4	499


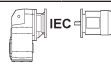



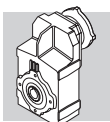
1.5 kW

n ₂ min ⁻¹	M ₂ Nm	S	i	R _{n2} N				
1.6	8075	1.0	897.3	45000			F804_897.3 P90 BXN90L4	496
1.8	6970	1.1	774.4	45000			F804_774.4 P90 BXN90L4	496
1.8	6961	2.0	773.4	55000			F904_773.4 P90 BXN90L4	499
2.0	6434	1.2	714.9	45000			F804_714.9 P90 BXN90L4	496
2.0	6426	2.2	714.0	55000			F904_714.0 P90 BXN90L4	499
2.3	5631	2.5	625.6	55000			F904_625.6 P90 BXN90L4	499
2.3	5498	1.5	610.9	45000			F804_610.9 P90 BXN90L4	496
2.4	5462	0.9	606.8	35000			F704_606.8 P90 BXN90L4	493
2.5	5197	2.7	577.5	55000			F904_577.5 P90 BXN90L4	499
2.5	5075	1.6	563.9	45000			F804_563.9 P90 BXN90L4	496
2.8	4594	1.1	510.4	35000			F704_510.4 P90 BXN90L4	493
2.9	4460	3.1	495.6	55000			F904_495.6 P90 BXN90L4	499
2.9	4402	1.8	489.1	45000			F804_489.1 P90 BXN90L4	496
3.0	4240	1.2	471.2	35000			F704_471.2 P90 BXN90L4	493
3.1	4117	3.4	457.5	55000			F904_457.5 P90 BXN90L4	499
3.2	4063	2.0	451.5	45000			F804_451.5 P90 BXN90L4	496
3.5	3632	1.4	403.5	35000			F704_403.5 P90 BXN90L4	493
3.7	3448	2.3	383.2	45000			F804_383.2 P90 BXN90L4	496
3.8	3352	1.5	372.5	35000			F704_372.5 P90 BXN90L4	493
4.0	3183	2.5	353.7	45000			F804_353.7 P90 BXN90L4	496
4.2	3075	0.9	341.7	20000			F604_341.7 P90 BXN90L4	489
4.5	2839	1.0	315.4	20000			F604_315.4 P90 BXN90L4	489
4.7	2739	1.8	304.3	35000			F704_304.3 P90 BXN90L4	493
4.8	2670	3.0	296.7	45000			F804_296.7 P90 BXN90L4	496
5.1	2528	2.0	280.9	35000			F704_280.9 P90 BXN90L4	493
5.1	2610	1.1	280.7	20000			F603_280.7 P90 BXN90L4	489
5.2	2465	3.2	273.9	45000			F804_273.9 P90 BXN90L4	496
5.5	2409	1.2	259.1	20000			F603_259.1 P90 BXN90L4	489
6.1	2193	1.3	235.8	20000			F603_235.8 P90 BXN90L4	489
6.1	2111	2.4	234.6	35000			F704_234.6 P90 BXN90L4	493
6.6	2024	1.4	217.6	20000			F603_217.6 P90 BXN90L4	489
6.6	1949	2.6	216.5	35000			F704_216.5 P90 BXN90L4	493
7.1	1882	1.0	202.4	12000			F513_202.4 P90 BXN90L4	485
7.1	1873	1.5	201.4	20000			F603_201.4 P90 BXN90L4	489
7.3	1823	2.7	196.0	35000			F703_196.0 P90 BXN90L4	493
7.7	1729	1.7	185.9	20000			F603_185.9 P90 BXN90L4	489
7.9	1683	3.0	180.9	35000			F703_180.9 P90 BXN90L4	493
8.6	1550	3.2	166.7	35000			F703_166.7 P90 BXN90L4	493
8.6	1540	1.2	165.6	12000			F513_165.6 P90 BXN90L4	485
8.8	1515	1.9	162.9	20000			F603_162.9 P90 BXN90L4	489
9.3	1431	3.5	153.8	35000			F703_153.8 P90 BXN90L4	493
9.5	1398	2.1	150.4	20000			F603_150.4 P90 BXN90L4	489
10.6	1250	0.9	134.4	8500			F413_134.4 P90 BXN90L4	481
11.0	1214	2.4	130.5	20000			F603_130.5 P90 BXN90L4	489
11.0	1208	1.5	129.9	12000			F513_129.9 P90 BXN90L4	485
11.9	1120	2.6	120.5	20000			F603_120.5 P90 BXN90L4	489
13.4	989	2.9	106.4	20000			F603_106.4 P90 BXN90L4	489
13.5	986	1.1	106.0	8500			F413_106.0 P90 BXN90L4	481
13.6	977	1.8	105.1	12000			F513_105.1 P90 BXN90L4	485
14.6	913	3.2	98.2	20000			F603_98.2 P90 BXN90L4	489
16.8	789	1.4	84.9	8500			F413_84.9 P90 BXN90L4	481
17.2	774	2.3	83.2	12000			F513_83.2 P90 BXN90L4	485
20.7	642	0.9	69.1	6500			F313_69.1 P90 BXN90L4	477
21.5	618	1.8	66.5	8500			F413_66.5 P90 BXN90L4	481
21.7	612	2.9	65.8	12000			F513_65.8 P90 BXN90L4	485
22.8	584	1.0	62.8	6500			F313_62.8 P90 BXN90L4	477
23.7	560	2.0	60.2	8500			F413_60.2 P90 BXN90L4	481


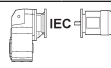



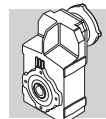
2.2 kW

n ₂ min-1	M ₂ Nm	S	i	R _{n2} N						
					IE2	IE3	IE2	IE3		
1.2	15941	0.9	1204.9	55000	F904_1205 S3 ME3LA4	F904_1205 S3 MX3LA4	498	F904_1205 P100 BE100LA4	F904_1205 P100 BX100LA4	499
1.3	14715	1.0	1112.3	55000	F904_1112 S3 ME3LA4	F904_1112 S3 MX3LA4	498	F904_1112 P100 BE100LA4	F904_1112 P100 BX100LA4	499
1.5	13045	1.1	986.0	55000	F904_986.0 S3 ME3LA4	F904_986.0 S3 MX3LA4	498	F904_986.0 P100 BE100LA4	F904_986.0 P100 BX100LA4	499
1.6	12042	1.2	910.2	55000	F904_910.2 S3 ME3LA4	F904_910.2 S3 MX3LA4	498	F904_910.2 P100 BE100LA4	F904_910.2 P100 BX100LA4	499
1.8	10233	1.4	773.4	55000	F904_773.4 S3 ME3LA4	F904_773.4 S3 MX3LA4	498	F904_773.4 P100 BE100LA4	F904_773.4 P100 BX100LA4	499
2.0	9446	1.5	714.0	55000	F904_714.0 S3 ME3LA4	F904_714.0 S3 MX3LA4	498	F904_714.0 P100 BE100LA4	F904_714.0 P100 BX100LA4	499
2.3	8277	1.7	625.6	55000	F904_625.6 S3 ME3LA4	F904_625.6 S3 MX3LA4	498	F904_625.6 P100 BE100LA4	F904_625.6 P100 BX100LA4	499
2.3	8082	1.0	610.9	45000	F804_610.9 S3 ME3LA4	F804_610.9 S3 MX3LA4	495	F804_610.9 P100 BE100LA4	F804_610.9 P100 BX100LA4	496
2.5	7640	1.8	577.5	55000	F904_577.5 S3 ME3LA4	F904_577.5 S3 MX3LA4	498	F904_577.5 P100 BE100LA4	F904_577.5 P100 BX100LA4	499
2.5	7460	1.1	563.9	45000	F804_563.9 S3 ME3LA4	F804_563.9 S3 MX3LA4	495	F804_563.9 P100 BE100LA4	F804_563.9 P100 BX100LA4	496
2.9	6556	2.1	495.6	55000	F904_495.6 S3 ME3LA4	F904_495.6 S3 MX3LA4	498	F904_495.6 P100 BE100LA4	F904_495.6 P100 BX100LA4	499
2.9	6471	1.2	489.1	45000	F804_489.1 S3 ME3LA4	F804_489.1 S3 MX3LA4	495	F804_489.1 P100 BE100LA4	F804_489.1 P100 BX100LA4	496
3.1	6052	2.3	457.5	55000	F904_457.5 S3 ME3LA4	F904_457.5 S3 MX3LA4	498	F904_457.5 P100 BE100LA4	F904_457.5 P100 BX100LA4	499
3.2	5973	1.3	451.5	45000	F804_451.5 S3 ME3LA4	F804_451.5 S3 MX3LA4	495	F804_451.5 P100 BE100LA4	F804_451.5 P100 BX100LA4	496
3.5	5338	0.9	403.5	35000	F704_403.5 S3 ME3LA4	F704_403.5 S3 MX3LA4	492	F704_403.5 P100 BE100LA4	F704_403.5 P100 BX100LA4	493
3.6	5186	2.7	392.0	55000	F904_392.0 S3 ME3LA4	F904_392.0 S3 MX3LA4	498	F904_392.0 P100 BE100LA4	F904_392.0 P100 BX100LA4	499
3.7	5069	1.6	383.2	45000	F804_383.2 S3 ME3LA4	F804_383.2 S3 MX3LA4	495	F804_383.2 P100 BE100LA4	F804_383.2 P100 BX100LA4	496
3.8	4928	1.0	372.5	35000	F704_372.5 S3 ME3LA4	F704_372.5 S3 MX3LA4	492	F704_372.5 P100 BE100LA4	F704_372.5 P100 BX100LA4	493
4.0	4787	2.9	361.8	55000	F904_361.8 S3 ME3LA4	F904_361.8 S3 MX3LA4	498	F904_361.8 P100 BE100LA4	F904_361.8 P100 BX100LA4	499
4.0	4679	1.7	353.7	45000	F804_353.7 S3 ME3LA4	F804_353.7 S3 MX3LA4	495	F804_353.7 P100 BE100LA4	F804_353.7 P100 BX100LA4	496
4.7	4027	1.2	304.3	35000	F704_304.3 S3 ME3LA4	F704_304.3 S3 MX3LA4	492	F704_304.3 P100 BE100LA4	F704_304.3 P100 BX100LA4	493
4.8	3926	2.0	296.7	45000	F804_296.7 S3 ME3LA4	F804_296.7 S3 MX3LA4	495	F804_296.7 P100 BE100LA4	F804_296.7 P100 BX100LA4	496
4.9	3852	3.6	291.1	55000	F904_291.1 S3 ME3LA4	F904_291.1 S3 MX3LA4	498	F904_291.1 P100 BE100LA4	F904_291.1 P100 BX100LA4	499
5.1	3717	1.3	280.9	35000	F704_280.9 S3 ME3LA4	F704_280.9 S3 MX3LA4	492	F704_280.9 P100 BE100LA4	F704_280.9 P100 BX100LA4	493
5.2	3624	2.2	273.9	45000	F804_273.9 S3 ME3LA4	F804_273.9 S3 MX3LA4	495	F804_273.9 P100 BE100LA4	F804_273.9 P100 BX100LA4	496
6.1	3223	0.9	235.8	20000	F603_235.8 S3 ME3LA4	F603_235.8 S3 MX3LA4	488	F603_235.8 P100 BE100LA4	F603_235.8 P100 BX100LA4	489
6.1	3103	1.6	234.6	35000	F704_234.6 S3 ME3LA4	F704_234.6 S3 MX3LA4	492	F704_234.6 P100 BE100LA4	F704_234.6 P100 BX100LA4	493
6.5	2891	2.8	218.5	45000	F804_218.5 S3 ME3LA4	F804_218.5 S3 MX3LA4	495	F804_218.5 P100 BE100LA4	F804_218.5 P100 BX100LA4	496
6.6	2975	1.0	217.6	20000	F603_217.6 S3 ME3LA4	F603_217.6 S3 MX3LA4	488	F603_217.6 P100 BE100LA4	F603_217.6 P100 BX100LA4	489
6.6	2865	1.7	216.5	35000	F704_216.5 S3 ME3LA4	F704_216.5 S3 MX3LA4	492	F704_216.5 P100 BE100LA4	F704_216.5 P100 BX100LA4	493
7.1	2753	1.1	201.4	20000	F603_201.4 S3 ME3LA4	F603_201.4 S3 MX3LA4	488	F603_201.4 P100 BE100LA4	F603_201.4 P100 BX100LA4	489
7.2	2734	2.9	200.0	45000	F803_200.0 S3 ME3LA4	F803_200.0 S3 MX3LA4	495	F803_200.0 P100 BE100LA4	F803_200.0 P100 BX100LA4	496
7.3	2680	1.9	196.0	35000	F703_196.0 S3 ME3LA4	F703_196.0 S3 MX3LA4	492	F703_196.0 P100 BE100LA4	F703_196.0 P100 BX100LA4	493
7.7	2541	1.1	185.9	20000	F603_185.9 S3 ME3LA4	F603_185.9 S3 MX3LA4	488	F603_185.9 P100 BE100LA4	F603_185.9 P100 BX100LA4	489
7.7	2524	3.2	184.6	45000	F803_184.6 S3 ME3LA4	F803_184.6 S3 MX3LA4	495	F803_184.6 P100 BE100LA4	F803_184.6 P100 BX100LA4	496
7.9	2474	2.0	180.9	35000	F703_180.9 S3 ME3LA4	F703_180.9 S3 MX3LA4	492	F703_180.9 P100 BE100LA4	F703_180.9 P100 BX100LA4	493
8.6	2279	2.2	166.7	35000	F703_166.7 S3 ME3LA4	F703_166.7 S3 MX3LA4	492	F703_166.7 P100 BE100LA4	F703_166.7 P100 BX100LA4	493
8.8	2227	1.3	162.9	20000	F603_162.9 S3 ME3LA4	F603_162.9 S3 MX3LA4	488	F603_162.9 P100 BE100LA4	F603_162.9 P100 BX100LA4	489
9.3	2103	2.4	153.8	35000	F703_153.8 S3 ME3LA4	F703_153.8 S3 MX3LA4	492	F703_153.8 P100 BE100LA4	F703_153.8 P100 BX100LA4	493
9.5	2056	1.4	150.4	20000	F603_150.4 S3 ME3LA4	F603_150.4 S3 MX3LA4	488	F603_150.4 P100 BE100LA4	F603_150.4 P100 BX100LA4	489
10.8	1818	2.8	133.0	35000	F703_133.0 S3 ME3LA4	F703_133.0 S3 MX3LA4	492	F703_133.0 P100 BE100LA4	F703_133.0 P100 BX100LA4	493
11.0	1784	1.6	130.5	20000	F603_130.5 S3 ME3LA4	F603_130.5 S3 MX3LA4	488	F603_130.5 P100 BE100LA4	F603_130.5 P100 BX100LA4	489
11.0	1776	1.0	129.9	12000	F513_129.9 S3 ME3LA4	F513_129.9 S3 MX3LA4	484	F513_129.9 P100 BE100LA4	F513_129.9 P100 BX100LA4	485
11.7	1678	3.0	122.7	35000	F703_122.7 S3 ME3LA4	F703_122.7 S3 MX3LA4	492	F703_122.7 P100 BE100LA4	F703_122.7 P100 BX100LA4	493
11.9	1647	1.8	120.5	20000	F603_120.5 S3 ME3LA4	F603_120.5 S3 MX3LA4	488	F603_120.5 P100 BE100LA4	F603_120.5 P100 BX100LA4	489
13.0	1499	3.3	109.6	35000	F703_109.6 S3 ME3LA4	F703_109.6 S3 MX3LA4	492	F703_109.6 P100 BE100LA4	F703_109.6 P100 BX100LA4	493
13.4	1454	2.0	106.4	20000	F603_106.4 S3 ME3LA4	F603_106.4 S3 MX3LA4	488	F603_106.4 P100 BE100LA4	F603_106.4 P100 BX100LA4	489
13.6	1437	1.3	105.1	12000	F513_105.1 S3 ME3LA4	F513_105.1 S3 MX3LA4	484	F513_105.1 P100 BE100LA4	F513_105.1 P100 BX100LA4	485
14.1	1383	3.6	101.2	35000	F703_101.2 S3 ME3LA4	F703_101.2 S3 MX3LA4	492	F703_101.2 P100 BE100LA4	F703_101.2 P100 BX100LA4	493
14.6	1342	2.2	98.2	20000	F603_98.2 S3 ME3LA4	F603_98.2 S3 MX3LA4	488	F603_98.2 P100 BE100LA4	F603_98.2 P100 BX100LA4	489
16.8	1160	0.9	84.9	8500	F413_84.9 S3 ME3LA4	F413_84.9 S3 MX3LA4	480	F413_84.9 P100 BE100LA4	F413_84.9 P100 BX100LA4	481
17.0	1149	2.5	84.0	20000	F603_84.0 S3 ME3LA4	F603_84.0 S3 MX3LA4	488	F603_84.0 P100 BE100LA4	F603_84.0 P100 BX100LA4	489
17.2	1138	1.6	83.2	12000	F513_83.2 S3 ME3LA4	F513_83.2 S3 MX3LA4	484	F513_83.2 P100 BE100LA4	F513_83.2 P100 BX100LA4	485
18.4	1060	2.7	77.6	20000	F603_77.6 S3 ME3LA4	F603_77.6 S3 MX3LA4	488	F603_77.6 P100 BE100LA4	F603_77.6 P100 BX100LA4	489
20.9	933	3.1	68.3	20000	F603_68.3 S3 ME3LA4	F603_68.3 S3 MX3LA4	488	F603_68.3 P100 BE100LA4	F603_68.3 P100 BX100LA4	489
21.5	909	1.2	66.5	8500	F413_66.5 S3 ME3LA4	F413_66.5 S3 MX3LA4	480	F413_66.5 P100 BE100LA4	F413_66.5 P100 BX100LA4	481
21.7	900	2.0	65.8	12000	F513_65.8 S3 ME3LA4	F513_65.8 S3 MX3LA4	484	F513_65.8 P100 BE100LA4	F513_65.8 P100 BX100LA4	485



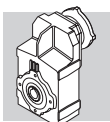
2.2 kW

n ₂ min-1	M ₂ Nm	S	i	R _{n2} N						
					IE2	IE3	IE2	IE3		
1.2	15941	0.9	1204.9	55000	F904_1205 S3 ME3LA4	F904_1205 S3 MX3LA4	498	F904_1205 P100 BE100LA4	F904_1205 P100 BX100LA4	499
1.3	14715	1.0	1112.3	55000	F904_1112 S3 ME3LA4	F904_1112 S3 MX3LA4	498	F904_1112 P100 BE100LA4	F904_1112 P100 BX100LA4	499
1.5	13045	1.1	986.0	55000	F904_986.0 S3 ME3LA4	F904_986.0 S3 MX3LA4	498	F904_986.0 P100 BE100LA4	F904_986.0 P100 BX100LA4	499
1.6	12042	1.2	910.2	55000	F904_910.2 S3 ME3LA4	F904_910.2 S3 MX3LA4	498	F904_910.2 P100 BE100LA4	F904_910.2 P100 BX100LA4	499
1.8	10233	1.4	773.4	55000	F904_773.4 S3 ME3LA4	F904_773.4 S3 MX3LA4	498	F904_773.4 P100 BE100LA4	F904_773.4 P100 BX100LA4	499
2.0	9446	1.5	714.0	55000	F904_714.0 S3 ME3LA4	F904_714.0 S3 MX3LA4	498	F904_714.0 P100 BE100LA4	F904_714.0 P100 BX100LA4	499
2.3	8277	1.7	625.6	55000	F904_625.6 S3 ME3LA4	F904_625.6 S3 MX3LA4	498	F904_625.6 P100 BE100LA4	F904_625.6 P100 BX100LA4	499
2.3	8082	1.0	610.9	45000	F804_610.9 S3 ME3LA4	F804_610.9 S3 MX3LA4	495	F804_610.9 P100 BE100LA4	F804_610.9 P100 BX100LA4	496
2.5	7640	1.8	577.5	55000	F904_577.5 S3 ME3LA4	F904_577.5 S3 MX3LA4	498	F904_577.5 P100 BE100LA4	F904_577.5 P100 BX100LA4	499
2.5	7460	1.1	563.9	45000	F804_563.9 S3 ME3LA4	F804_563.9 S3 MX3LA4	495	F804_563.9 P100 BE100LA4	F804_563.9 P100 BX100LA4	496
2.9	6556	2.1	495.6	55000	F904_495.6 S3 ME3LA4	F904_495.6 S3 MX3LA4	498	F904_495.6 P100 BE100LA4	F904_495.6 P100 BX100LA4	499
2.9	6471	1.2	489.1	45000	F804_489.1 S3 ME3LA4	F804_489.1 S3 MX3LA4	495	F804_489.1 P100 BE100LA4	F804_489.1 P100 BX100LA4	496
3.1	6052	2.3	457.5	55000	F904_457.5 S3 ME3LA4	F904_457.5 S3 MX3LA4	498	F904_457.5 P100 BE100LA4	F904_457.5 P100 BX100LA4	499
3.2	5973	1.3	451.5	45000	F804_451.5 S3 ME3LA4	F804_451.5 S3 MX3LA4	495	F804_451.5 P100 BE100LA4	F804_451.5 P100 BX100LA4	496
3.5	5338	0.9	403.5	35000	F704_403.5 S3 ME3LA4	F704_403.5 S3 MX3LA4	492	F704_403.5 P100 BE100LA4	F704_403.5 P100 BX100LA4	493
3.6	5186	2.7	392.0	55000	F904_392.0 S3 ME3LA4	F904_392.0 S3 MX3LA4	498	F904_392.0 P100 BE100LA4	F904_392.0 P100 BX100LA4	499
3.7	5069	1.6	383.2	45000	F804_383.2 S3 ME3LA4	F804_383.2 S3 MX3LA4	495	F804_383.2 P100 BE100LA4	F804_383.2 P100 BX100LA4	496
3.8	4928	1.0	372.5	35000	F704_372.5 S3 ME3LA4	F704_372.5 S3 MX3LA4	492	F704_372.5 P100 BE100LA4	F704_372.5 P100 BX100LA4	493
4.0	4787	2.9	361.8	55000	F904_361.8 S3 ME3LA4	F904_361.8 S3 MX3LA4	498	F904_361.8 P100 BE100LA4	F904_361.8 P100 BX100LA4	499
4.0	4679	1.7	353.7	45000	F804_353.7 S3 ME3LA4	F804_353.7 S3 MX3LA4	495	F804_353.7 P100 BE100LA4	F804_353.7 P100 BX100LA4	496
4.7	4027	1.2	304.3	35000	F704_304.3 S3 ME3LA4	F704_304.3 S3 MX3LA4	492	F704_304.3 P100 BE100LA4	F704_304.3 P100 BX100LA4	493
4.8	3926	2.0	296.7	45000	F804_296.7 S3 ME3LA4	F804_296.7 S3 MX3LA4	495	F804_296.7 P100 BE100LA4	F804_296.7 P100 BX100LA4	496
4.9	3852	3.6	291.1	55000	F904_291.1 S3 ME3LA4	F904_291.1 S3 MX3LA4	498	F904_291.1 P100 BE100LA4	F904_291.1 P100 BX100LA4	499
5.1	3717	1.3	280.9	35000	F704_280.9 S3 ME3LA4	F704_280.9 S3 MX3LA4	492	F704_280.9 P100 BE100LA4	F704_280.9 P100 BX100LA4	493
5.2	3624	2.2	273.9	45000	F804_273.9 S3 ME3LA4	F804_273.9 S3 MX3LA4	495	F804_273.9 P100 BE100LA4	F804_273.9 P100 BX100LA4	496
6.1	3223	0.9	235.8	20000	F603_235.8 S3 ME3LA4	F603_235.8 S3 MX3LA4	488	F603_235.8 P100 BE100LA4	F603_235.8 P100 BX100LA4	489
6.1	3103	1.6	234.6	35000	F704_234.6 S3 ME3LA4	F704_234.6 S3 MX3LA4	492	F704_234.6 P100 BE100LA4	F704_234.6 P100 BX100LA4	493
6.5	2891	2.8	218.5	45000	F804_218.5 S3 ME3LA4	F804_218.5 S3 MX3LA4	495	F804_218.5 P100 BE100LA4	F804_218.5 P100 BX100LA4	496
6.6	2975	1.0	217.6	20000	F603_217.6 S3 ME3LA4	F603_217.6 S3 MX3LA4	488	F603_217.6 P100 BE100LA4	F603_217.6 P100 BX100LA4	489
6.6	2865	1.7	216.5	35000	F704_216.5 S3 ME3LA4	F704_216.5 S3 MX3LA4	492	F704_216.5 P100 BE100LA4	F704_216.5 P100 BX100LA4	493
7.1	2753	1.1	201.4	20000	F603_201.4 S3 ME3LA4	F603_201.4 S3 MX3LA4	488	F603_201.4 P100 BE100LA4	F603_201.4 P100 BX100LA4	489
7.2	2734	2.9	200.0	45000	F803_200.0 S3 ME3LA4	F803_200.0 S3 MX3LA4	495	F803_200.0 P100 BE100LA4	F803_200.0 P100 BX100LA4	496
7.3	2680	1.9	196.0	35000	F703_196.0 S3 ME3LA4	F703_196.0 S3 MX3LA4	492	F703_196.0 P100 BE100LA4	F703_196.0 P100 BX100LA4	493
7.7	2541	1.1	185.9	20000	F603_185.9 S3 ME3LA4	F603_185.9 S3 MX3LA4	488	F603_185.9 P100 BE100LA4	F603_185.9 P100 BX100LA4	489
7.7	2524	3.2	184.6	45000	F803_184.6 S3 ME3LA4	F803_184.6 S3 MX3LA4	495	F803_184.6 P100 BE100LA4	F803_184.6 P100 BX100LA4	496
7.9	2474	2.0	180.9	35000	F703_180.9 S3 ME3LA4	F703_180.9 S3 MX3LA4	492	F703_180.9 P100 BE100LA4	F703_180.9 P100 BX100LA4	493
8.6	2279	2.2	166.7	35000	F703_166.7 S3 ME3LA4	F703_166.7 S3 MX3LA4	492	F703_166.7 P100 BE100LA4	F703_166.7 P100 BX100LA4	493
8.8	2227	1.3	162.9	20000	F603_162.9 S3 ME3LA4	F603_162.9 S3 MX3LA4	488	F603_162.9 P100 BE100LA4	F603_162.9 P100 BX100LA4	489
9.3	2103	2.4	153.8	35000	F703_153.8 S3 ME3LA4	F703_153.8 S3 MX3LA4	492	F703_153.8 P100 BE100LA4	F703_153.8 P100 BX100LA4	493
9.5	2056	1.4	150.4	20000	F603_150.4 S3 ME3LA4	F603_150.4 S3 MX3LA4	488	F603_150.4 P100 BE100LA4	F603_150.4 P100 BX100LA4	489
10.8	1818	2.8	133.0	35000	F703_133.0 S3 ME3LA4	F703_133.0 S3 MX3LA4	492	F703_133.0 P100 BE100LA4	F703_133.0 P100 BX100LA4	493
11.0	1784	1.6	130.5	20000	F603_130.5 S3 ME3LA4	F603_130.5 S3 MX3LA4	488	F603_130.5 P100 BE100LA4	F603_130.5 P100 BX100LA4	489
11.0	1776	1.0	129.9	12000	F513_129.9 S3 ME3LA4	F513_129.9 S3 MX3LA4	484	F513_129.9 P100 BE100LA4	F513_129.9 P100 BX100LA4	485
11.7	1678	3.0	122.7	35000	F703_122.7 S3 ME3LA4	F703_122.7 S3 MX3LA4	492	F703_122.7 P100 BE100LA4	F703_122.7 P100 BX100LA4	493
11.9	1647	1.8	120.5	20000	F603_120.5 S3 ME3LA4	F603_120.5 S3 MX3LA4	488	F603_120.5 P100 BE100LA4	F603_120.5 P100 BX100LA4	489
13.0	1499	3.3	109.6	35000	F703_109.6 S3 ME3LA4	F703_109.6 S3 MX3LA4	492	F703_109.6 P100 BE100LA4	F703_109.6 P100 BX100LA4	493
13.4	1454	2.0	106.4	20000	F603_106.4 S3 ME3LA4	F603_106.4 S3 MX3LA4	488	F603_106.4 P100 BE100LA4	F603_106.4 P100 BX100LA4	489
13.6	1437	1.3	105.1	12000	F513_105.1 S3 ME3LA4	F513_105.1 S3 MX3LA4	484	F513_105.1 P100 BE100LA4	F513_105.1 P100 BX100LA4	485
14.1	1383	3.6	101.2	35000	F703_101.2 S3 ME3LA4	F703_101.2 S3 MX3LA4	492	F703_101.2 P100 BE100LA4	F703_101.2 P100 BX100LA4	493
14.6	1342	2.2	98.2	20000	F603_98.2 S3 ME3LA4	F603_98.2 S3 MX3LA4	488	F603_98.2 P100 BE100LA4	F603_98.2 P100 BX100LA4	489
16.8	1160	0.9	84.9	8500	F413_84.9 S3 ME3LA4	F413_84.9 S3 MX3LA4	480	F413_84.9 P100 BE100LA4	F413_84.9 P100 BX100LA4	481
17.0	1149	2.5	84.0	20000	F603_84.0 S3 ME3LA4	F603_84.0 S3 MX3LA4	488	F603_84.0 P100 BE100LA4	F603_84.0 P100 BX100LA4	489
17.2	1138	1.6	83.2	12000	F513_83.2 S3 ME3LA4	F513_83.2 S3 MX3LA4	484	F513_83.2 P100 BE100LA4	F513_83.2 P100 BX100LA4	485
18.4	1060	2.7	77.6	20000	F603_77.6 S3 ME3LA4	F603_77.6 S3 MX3LA4	488	F603_77.6 P100 BE100LA4	F603_77.6 P100 BX100LA4	489
20.9	933	3.1	68.3	20000	F603_68.3 S3 ME3LA4	F603_68.3 S3 MX3LA4	488	F603_68.3 P100 BE100LA4	F603_68.3 P100 BX100LA4	489
21.5	909	1.2	66.5	8500	F413_66.5 S3 ME3LA4	F413_66.5 S3 MX3LA4	480	F413_66.5 P100 BE100LA4	F413_66.5 P100 BX100LA4	481
21.7	900	2.0	65.8	12000	F513_65.8 S3 ME3LA4	F513_65.8 S3 MX3LA4	484	F513_65.8 P100 BE100LA4	F513_65.8 P100 BX100LA4	485


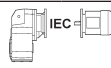


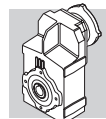
2.2 kW

n ₂ min-1	M ₂ Nm	S	i	R _{n2} N						
					IE2	IE3		IE2	IE3	
22.7	862	3.4	63.0	20000	F603_63.0 S3 ME3LA4	F603_63.0 S3 MX3LA4	488	F603_63.0 P100 BE100LA4	F603_63.0 P100 BX100LA4	489
23.7	824	1.3	60.2	8500	F413_60.2 S3 ME3LA4	F413_60.2 S3 MX3LA4	480	F413_60.2 P100 BE100LA4	F413_60.2 P100 BX100LA4	481
27.8	704	1.5	51.5	8500	F413_51.5 S3 ME3LA4	F413_51.5 S3 MX3LA4	480	F413_51.5 P100 BE100LA4	F413_51.5 P100 BX100LA4	481
29.2	669	2.7	48.9	12000	F513_48.9 S3 ME3LA4	F513_48.9 S3 MX3LA4	484	F513_48.9 P100 BE100LA4	F513_48.9 P100 BX100LA4	485
29.8	669	1.6	47.9	8500	F412_47.9 S3 ME3LA4	F412_47.9 S3 MX3LA4	480	F412_47.9 P100 BE100LA4	F412_47.9 P100 BX100LA4	481
30	650	0.9	47.5	6500	F313_47.5 S3 ME3LA4	F313_47.5 S3 MX3LA4	476	F313_47.5 P100 BE100LA4	F313_47.5 P100 BX100LA4	477
32	623	1.0	44.6	6500	F312_44.6 S3 ME3LA4	F312_44.6 S3 MX3LA4	476	F312_44.6 P100 BE100LA4	F312_44.6 P100 BX100LA4	477
35	564	1.1	40.4	6500	F312_40.4 S3 ME3LA4	F312_40.4 S3 MX3LA4	476	F312_40.4 P100 BE100LA4	F312_40.4 P100 BX100LA4	477
37	533	2.1	38.2	8500	F412_38.2 S3 ME3LA4	F412_38.2 S3 MX3LA4	480	F412_38.2 P100 BE100LA4	F412_38.2 P100 BX100LA4	481
38	526	1.1	37.7	6500	F312_37.7 S3 ME3LA4	F312_37.7 S3 MX3LA4	476	F312_37.7 P100 BE100LA4	F312_37.7 P100 BX100LA4	477
39	519	3.3	37.1	12000	F512_37.1 S3 ME3LA4	F512_37.1 S3 MX3LA4	484	F512_37.1 P100 BE100LA4	F512_37.1 P100 BX100LA4	485
42	480	1.3	34.4	6490	F312_34.4 S3 ME3LA4	F312_34.4 S3 MX3LA4	476	F312_34.4 P100 BE100LA4	F312_34.4 P100 BX100LA4	477
44	449	0.9	32.2	3620	F252_32.2 S3 ME3LA4	F252_32.2 S3 MX3LA4	472	F252_32.2 P100 BE100LA4	F252_32.2 P100 BX100LA4	473
47	421	1.4	30.1	6360	F312_30.1 S3 ME3LA4	F312_30.1 S3 MX3LA4	476	F312_30.1 P100 BE100LA4	F312_30.1 P100 BX100LA4	477
47	421	2.6	30.1	8500	F412_30.1 S3 ME3LA4	F412_30.1 S3 MX3LA4	480	F412_30.1 P100 BE100LA4	F412_30.1 P100 BX100LA4	481
48	419	1.0	30.0	3300	F252_30.0 S3 ME3LA4	F252_30.0 S3 MX3LA4	472	F252_30.0 P100 BE100LA4	F252_30.0 P100 BX100LA4	473
52	381	1.6	27.3	6250	F312_27.3 S3 ME3LA4	F312_27.3 S3 MX3LA4	476	F312_27.3 P100 BE100LA4	F312_27.3 P100 BX100LA4	477
53	380	1.1	27.2	3300	F252_27.2 S3 ME3LA4	F252_27.2 S3 MX3LA4	472	F252_27.2 P100 BE100LA4	F252_27.2 P100 BX100LA4	473
59	337	3.3	24.1	8400	F412_24.1 S3 ME3LA4	F412_24.1 S3 MX3LA4	480	F412_24.1 P100 BE100LA4	F412_24.1 P100 BX100LA4	481
60	332	1.2	23.8	3290	F252_23.8 S3 ME3LA4	F252_23.8 S3 MX3LA4	472	F252_23.8 P100 BE100LA4	F252_23.8 P100 BX100LA4	473
61	327	1.8	23.4	6080	F312_23.4 S3 ME3LA4	F312_23.4 S3 MX3LA4	476	F312_23.4 P100 BE100LA4	F312_23.4 P100 BX100LA4	477
66	305	1.3	21.8	3270	F252_21.8 S3 ME3LA4	F252_21.8 S3 MX3LA4	472	F252_21.8 P100 BE100LA4	F252_21.8 P100 BX100LA4	473
68	295	2.0	21.1	5960	F312_21.1 S3 ME3LA4	F312_21.1 S3 MX3LA4	476	F312_21.1 P100 BE100LA4	F312_21.1 P100 BX100LA4	477
77	260	1.5	18.6	3220	F252_18.6 S3 ME3LA4	F252_18.6 S3 MX3LA4	472	F252_18.6 P100 BE100LA4	F252_18.6 P100 BX100LA4	473
77	258	2.3	18.5	5790	F312_18.5 S3 ME3LA4	F312_18.5 S3 MX3LA4	476	F312_18.5 P100 BE100LA4	F312_18.5 P100 BX100LA4	477
85	235	2.6	16.8	5670	F312_16.8 S3 ME3LA4	F312_16.8 S3 MX3LA4	476	F312_16.8 P100 BE100LA4	F312_16.8 P100 BX100LA4	477
86	232	1.7	16.6	3180	F252_16.6 S3 ME3LA4	F252_16.6 S3 MX3LA4	472	F252_16.6 P100 BE100LA4	F252_16.6 P100 BX100LA4	473
97	207	1.0	14.8	2190	F202_14.8 S3 ME3LA4	F202_14.8 S3 MX3LA4	468	F202_14.8 P100 BE100LA4	F202_14.8 P100 BX100LA4	469
99	202	2.0	14.5	3120	F252_14.5 S3 ME3LA4	F252_14.5 S3 MX3LA4	472	F252_14.5 P100 BE100LA4	F252_14.5 P100 BX100LA4	473
103	195	3.1	13.9	5430	F312_13.9 S3 ME3LA4	F312_13.9 S3 MX3LA4	476	F312_13.9 P100 BE100LA4	F312_13.9 P100 BX100LA4	477
110	181	2.2	13.0	3070	F252_13.0 S3 ME3LA4	F252_13.0 S3 MX3LA4	472	F252_13.0 P100 BE100LA4	F252_13.0 P100 BX100LA4	473
112	178	3.4	12.7	5310	F312_12.7 S3 ME3LA4	F312_12.7 S3 MX3LA4	476	F312_12.7 P100 BE100LA4	F312_12.7 P100 BX100LA4	477
127	157	1.1	11.2	2060	F202_11.2 S3 ME3LA4	F202_11.2 S3 MX3LA4	468	F202_11.2 P100 BE100LA4	F202_11.2 P100 BX100LA4	469
135	148	2.7	10.6	2960	F252_10.6 S3 ME3LA4	F252_10.6 S3 MX3LA4	472	F252_10.6 P100 BE100LA4	F252_10.6 P100 BX100LA4	473
143	140	1.2	10.0	2000	F202_10.0 S3 ME3LA4	F202_10.0 S3 MX3LA4	468	F202_10.0 P100 BE100LA4	F202_10.0 P100 BX100LA4	469
153	131	2.0	9.4	2900	F252_9.4 S3 ME3LA4	F252_9.4 S3 MX3LA4	472	F252_9.4 P100 BE100LA4	F252_9.4 P100 BX100LA4	473
159	126	3.1	9.0	4830	F312_9.0 S3 ME3LA4	F312_9.0 S3 MX3LA4	476	F312_9.0 P100 BE100LA4	F312_9.0 P100 BX100LA4	477
164	122	1.3	8.7	1960	F202_8.7 S3 ME3LA4	F202_8.7 S3 MX3LA4	468	F202_8.7 P100 BE100LA4	F202_8.7 P100 BX100LA4	469
170	117	2.2	8.4	2830	F252_8.4 S3 ME3LA4	F252_8.4 S3 MX3LA4	472	F252_8.4 P100 BE100LA4	F252_8.4 P100 BX100LA4	473
174	115	3.4	8.2	4720	F312_8.2 S3 ME3LA4	F312_8.2 S3 MX3LA4	476	F312_8.2 P100 BE100LA4	F312_8.2 P100 BX100LA4	477
183	109	1.3	7.8	1920	F202_7.8 S3 ME3LA4	F202_7.8 S3 MX3LA4	468	F202_7.8 P100 BE100LA4	F202_7.8 P100 BX100LA4	469
208	96	2.7	6.9	2710	F252_6.9 S3 ME3LA4	F252_6.9 S3 MX3LA4	472	F252_6.9 P100 BE100LA4	F252_6.9 P100 BX100LA4	473
223	90	1.5	6.4	1840	F202_6.4 S3 ME3LA4	F202_6.4 S3 MX3LA4	468	F202_6.4 P100 BE100LA4	F202_6.4 P100 BX100LA4	469
248	80	1.0	11.5	1470	F102_11.5 S3 ME3LA2		464	F102_11.5 P90 BE90L2		465
255	78	1.8	11.2	1780	F202_11.2 S3 ME3LA2		468	F202_11.2 P90 BE90L2		469
293	68	1.1	9.8	1410	F102_9.8 S3 ME3LA2		464	F102_9.8 P90 BE90L2		465
328	61	2.0	8.7	1670	F202_8.7 S3 ME3LA2		468	F202_8.7 P90 BE90L2		469
334	60	1.1	8.6	1370	F102_8.6 S3 ME3LA2		464	F102_8.6 P90 BE90L2		465
366	55	2.1	7.8	1630	F202_7.8 S3 ME3LA2		468	F202_7.8 P90 BE90L2		469
387	52	1.2	7.4	1330	F102_7.4 S3 ME3LA2		464	F102_7.4 P90 BE90L2		465
447	45	2.3	6.4	1540	F202_6.4 S3 ME3LA2		468	F202_6.4 P90 BE90L2		469



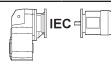



3 kW



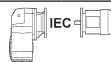

n ₂ min-1	M ₂ Nm	S	i	R _{n2} N						
					IE2	IE3		IE2	IE3	
1.9	13922	1.0	773.4	55000	F904_773.4 S3 ME3LB4	F904_773.4 S3 MX3LB4	498	F904_773.4 P100 BE100LB4	F904_773.4 P100 BX100LB4	499
2.0	12851	1.1	714.0	55000	F904_714.0 S3 ME3LB4	F904_714.0 S3 MX3LB4	498	F904_714.0 P100 BE100LB4	F904_714.0 P100 BX100LB4	499
2.3	11261	1.2	625.6	55000	F904_625.6 S3 ME3LB4	F904_625.6 S3 MX3LB4	498	F904_625.6 P100 BE100LB4	F904_625.6 P100 BX100LB4	499
2.5	10395	1.3	577.5	55000	F904_577.5 S3 ME3LB4	F904_577.5 S3 MX3LB4	498	F904_577.5 P100 BE100LB4	F904_577.5 P100 BX100LB4	499
2.9	8920	1.6	495.6	55000	F904_495.6 S3 ME3LB4	F904_495.6 S3 MX3LB4	498	F904_495.6 P100 BE100LB4	F904_495.6 P100 BX100LB4	499
2.9	8804	0.9	489.1	45000	F804_489.1 S3 ME3LB4	F804_489.1 S3 MX3LB4	495	F804_489.1 P100 BE100LB4	F804_489.1 P100 BX100LB4	496
3.1	8234	1.7	457.5	55000	F904_457.5 S3 ME3LB4	F904_457.5 S3 MX3LB4	498	F904_457.5 P100 BE100LB4	F904_457.5 P100 BX100LB4	499
3.2	8127	1.0	451.5	45000	F804_451.5 S3 ME3LB4	F804_451.5 S3 MX3LB4	495	F804_451.5 P100 BE100LB4	F804_451.5 P100 BX100LB4	496
3.7	7056	2.0	392.0	55000	F904_392.0 S3 ME3LB4	F904_392.0 S3 MX3LB4	498	F904_392.0 P100 BE100LB4	F904_392.0 P100 BX100LB4	499
3.8	6897	1.2	383.2	45000	F804_383.2 S3 ME3LB4	F804_383.2 S3 MX3LB4	495	F804_383.2 P100 BE100LB4	F804_383.2 P100 BX100LB4	496
4.0	6513	2.1	361.8	55000	F904_361.8 S3 ME3LB4	F904_361.8 S3 MX3LB4	498	F904_361.8 P100 BE100LB4	F904_361.8 P100 BX100LB4	499
4.1	6366	1.3	353.7	45000	F804_353.7 S3 ME3LB4	F804_353.7 S3 MX3LB4	495	F804_353.7 P100 BE100LB4	F804_353.7 P100 BX100LB4	496
4.7	5478	0.9	304.3	35000	F704_304.3 S3 ME3LB4	F704_304.3 S3 MX3LB4	492	F704_304.3 P100 BE100LB4	F704_304.3 P100 BX100LB4	493
4.9	5341	1.5	296.7	45000	F804_296.7 S3 ME3LB4	F804_296.7 S3 MX3LB4	495	F804_296.7 P100 BE100LB4	F804_296.7 P100 BX100LB4	496
4.9	5240	2.7	291.1	55000	F904_291.1 S3 ME3LB4	F904_291.1 S3 MX3LB4	498	F904_291.1 P100 BE100LB4	F904_291.1 P100 BX100LB4	499
5.1	5057	1.0	280.9	35000	F704_280.9 S3 ME3LB4	F704_280.9 S3 MX3LB4	492	F704_280.9 P100 BE100LB4	F704_280.9 P100 BX100LB4	493
5.3	4930	1.6	273.9	45000	F804_273.9 S3 ME3LB4	F804_273.9 S3 MX3LB4	495	F804_273.9 P100 BE100LB4	F804_273.9 P100 BX100LB4	496
5.4	4837	2.9	268.7	55000	F904_268.7 S3 ME3LB4	F904_268.7 S3 MX3LB4	498	F904_268.7 P100 BE100LB4	F904_268.7 P100 BX100LB4	499
6.1	4222	1.2	234.6	35000	F704_234.6 S3 ME3LB4	F704_234.6 S3 MX3LB4	492	F704_234.6 P100 BE100LB4	F704_234.6 P100 BX100LB4	493
6.2	4165	3.4	231.4	55000	F904_231.4 S3 ME3LB4	F904_231.4 S3 MX3LB4	498	F904_231.4 P100 BE100LB4	F904_231.4 P100 BX100LB4	499
6.6	3933	2.0	218.5	45000	F804_218.5 S3 ME3LB4	F804_218.5 S3 MX3LB4	495	F804_218.5 P100 BE100LB4	F804_218.5 P100 BX100LB4	496
6.7	3897	1.3	216.5	35000	F704_216.5 S3 ME3LB4	F704_216.5 S3 MX3LB4	492	F704_216.5 P100 BE100LB4	F704_216.5 P100 BX100LB4	493
6.7	3845	3.6	213.6	55000	F904_213.6 S3 ME3LB4	F904_213.6 S3 MX3LB4	498	F904_213.6 P100 BE100LB4	F904_213.6 P100 BX100LB4	499
7.2	3720	2.2	200.0	45000	F803_200.0 S3 ME3LB4	F803_200.0 S3 MX3LB4	495	F803_200.0 P100 BE100LB4	F803_200.0 P100 BX100LB4	496
7.3	3646	1.4	196.0	35000	F703_196.0 S3 ME3LB4	F703_196.0 S3 MX3LB4	492	F703_196.0 P100 BE100LB4	F703_196.0 P100 BX100LB4	493
7.8	3434	2.3	184.6	45000	F803_184.6 S3 ME3LB4	F803_184.6 S3 MX3LB4	495	F803_184.6 P100 BE100LB4	F803_184.6 P100 BX100LB4	496
8.0	3366	1.5	180.9	35000	F703_180.9 S3 ME3LB4	F703_180.9 S3 MX3LB4	492	F703_180.9 P100 BE100LB4	F703_180.9 P100 BX100LB4	493
8.6	3100	1.6	166.7	35000	F703_166.7 S3 ME3LB4	F703_166.7 S3 MX3LB4	492	F703_166.7 P100 BE100LB4	F703_166.7 P100 BX100LB4	493
8.8	3030	1.0	162.9	20000	F603_162.9 S3 ME3LB4	F603_162.9 S3 MX3LB4	488	F603_162.9 P100 BE100LB4	F603_162.9 P100 BX100LB4	489
9.0	2980	2.7	160.2	45000	F803_160.2 S3 ME3LB4	F803_160.2 S3 MX3LB4	495	F803_160.2 P100 BE100LB4	F803_160.2 P100 BX100LB4	496
9.4	2862	1.7	153.8	35000	F703_153.8 S3 ME3LB4	F703_153.8 S3 MX3LB4	492	F703_153.8 P100 BE100LB4	F703_153.8 P100 BX100LB4	493
9.6	2797	1.0	150.4	20000	F603_150.4 S3 ME3LB4	F603_150.4 S3 MX3LB4	488	F603_150.4 P100 BE100LB4	F603_150.4 P100 BX100LB4	489
9.7	2751	2.9	147.9	45000	F803_147.9 S3 ME3LB4	F803_147.9 S3 MX3LB4	495	F803_147.9 P100 BE100LB4	F803_147.9 P100 BX100LB4	496
10.8	2473	2.0	133.0	35000	F703_133.0 S3 ME3LB4	F703_133.0 S3 MX3LB4	492	F703_133.0 P100 BE100LB4	F703_133.0 P100 BX100LB4	493
10.9	2468	3.2	132.7	45000	F803_132.7 S3 ME3LB4	F803_132.7 S3 MX3LB4	495	F803_132.7 P100 BE100LB4	F803_132.7 P100 BX100LB4	496
11.0	2427	1.2	130.5	20000	F603_130.5 S3 ME3LB4	F603_130.5 S3 MX3LB4	488	F603_130.5 P100 BE100LB4	F603_130.5 P100 BX100LB4	489
11.7	2283	2.2	122.7	35000	F703_122.7 S3 ME3LB4	F703_122.7 S3 MX3LB4	492	F703_122.7 P100 BE100LB4	F703_122.7 P100 BX100LB4	493
12.0	2240	1.3	120.5	20000	F603_120.5 S3 ME3LB4	F603_120.5 S3 MX3LB4	488	F603_120.5 P100 BE100LB4	F603_120.5 P100 BX100LB4	489
13.1	2039	2.5	109.6	35000	F703_109.6 S3 ME3LB4	F703_109.6 S3 MX3LB4	492	F703_109.6 P100 BE100LB4	F703_109.6 P100 BX100LB4	493
13.5	1979	1.5	106.4	20000	F603_106.4 S3 ME3LB4	F603_106.4 S3 MX3LB4	488	F603_106.4 P100 BE100LB4	F603_106.4 P100 BX100LB4	489
13.7	1955	0.9	105.1	12000	F513_105.1 S3 ME3LB4	F513_105.1 S3 MX3LB4	484	F513_105.1 P100 BE100LB4	F513_105.1 P100 BX100LB4	485
14.2	1882	2.7	101.2	35000	F703_101.2 S3 ME3LB4	F703_101.2 S3 MX3LB4	492	F703_101.2 P100 BE100LB4	F703_101.2 P100 BX100LB4	493
14.7	1826	1.6	98.2	20000	F603_98.2 S3 ME3LB4	F603_98.2 S3 MX3LB4	488	F603_98.2 P100 BE100LB4	F603_98.2 P100 BX100LB4	489
15.6	1721	2.9	92.5	35000	F703_92.5 S3 ME3LB4	F703_92.5 S3 MX3LB4	492	F703_92.5 P100 BE100LB4	F703_92.5 P100 BX100LB4	493
16.9	1588	3.1	85.4	35000	F703_85.4 S3 ME3LB4	F703_85.4 S3 MX3LB4	492	F703_85.4 P100 BE100LB4	F703_85.4 P100 BX100LB4	493
17.1	1563	1.9	84.0	20000	F603_84.0 S3 ME3LB4	F603_84.0 S3 MX3LB4	488	F603_84.0 P100 BE100LB4	F603_84.0 P100 BX100LB4	489
17.3	1548	1.2	83.2	12000	F513_83.2 S3 ME3LB4	F513_83.2 S3 MX3LB4	484	F513_83.2 P100 BE100LB4	F513_83.2 P100 BX100LB4	485
18.6	1443	2.0	77.6	20000	F603_77.6 S3 ME3LB4	F603_77.6 S3 MX3LB4	488	F603_77.6 P100 BE100LB4	F603_77.6 P100 BX100LB4	489
19.6	1368	3.7	73.6	35000	F703_73.6 S3 ME3LB4	F703_73.6 S3 MX3LB4	492	F703_73.6 P100 BE100LB4	F703_73.6 P100 BX100LB4	493
21.1	1270	2.3	68.3	20000	F603_68.3 S3 ME3LB4	F603_68.3 S3 MX3LB4	488	F603_68.3 P100 BE100LB4	F603_68.3 P100 BX100LB4	489
21.9	1225	1.5	65.8	12000	F513_65.8 S3 ME3LB4	F513_65.8 S3 MX3LB4	484	F513_65.8 P100 BE100LB4	F513_65.8 P100 BX100LB4	485
22.8	1172	2.5	63.0	20000	F603_63.0 S3 ME3LB4	F603_63.0 S3 MX3LB4	488	F603_63.0 P100 BE100LB4	F603_63.0 P100 BX100LB4	489
23.9	1121	1.0	60.2	8500	F413_60.2 S3 ME3LB4	F413_60.2 S3 MX3LB4	480	F413_60.2 P100 BE100LB4	F413_60.2 P100 BX100LB4	481
27.8	964	3.0	51.8	20000	F603_51.8 S3 ME3LB4	F603_51.8 S3 MX3LB4	488	F603_51.8 P100 BE100LB4	F603_51.8 P100 BX100LB4	489
28.0	958	1.1	51.5	8500	F413_51.5 S3 ME3LB4	F413_51.5 S3 MX3LB4	480	F413_51.5 P100 BE100LB4	F413_51.5 P100 BX100LB4	481
29.4	910	2.0	48.9	12000	F513_48.9 S3 ME3LB4	F513_48.9 S3 MX3LB4	484	F513_48.9 P100 BE100LB4	F513_48.9 P100 BX100LB4	485
30	911	1.2	47.9	8500	F412_47.9 S3 ME3LB4	F412_47.9 S3 MX3LB4	480	F412_47.9 P100 BE100LB4	F412_47.9 P100 BX100LB4	481
30	890	3.3	47.8	20000	F603_47.8 S3 ME3LB4	F603_47.8 S3 MX3LB4	488	F603_47.8 P100 BE100LB4	F603_47.8 P100 BX100LB4	489
38	725	1.5	38.2	8500	F412_38.2 S3 ME3LB4	F412_38.2 S3 MX3LB4	480	F412_38.2 P100 BE100LB4	F412_38.2 P100 BX100LB4	481
39	706	2.4	37.1	11800	F512_37.1 S3 ME3LB4	F512_37.1 S3 MX3LB4	484	F512_37.1 P100 BE100LB4	F512_37.1 P100 BX100LB4	485
42	653	0.9	34.4	5810	F312_34.4 S3 ME3LB4	F312_34.4 S3 MX3LB4	476	F312_34.4 P100 BE100LB4	F312_34.4 P100 BX100LB4	477
48	572	1.0	30.1	5770	F312_30.1 S3 ME3LB4	F312_30.1 S3 MX3LB4	476	F312_30.1 P100 BE100LB4	F312_30.1 P100 BX100LB4	477
48	572	1.9	30.1	8290	F412_30.1 S3 ME3LB4	F412_30.1 S3 MX3LB4	480	F412_30.1 P100 BE100LB4	F412_30.1 P100 BX100LB4	481
48	571	3.0	30.0	11200	F512_30.0 S3 ME3LB4	F512_30.0 S3 MX3LB4	484	F512_30.0 P100 BE100LB4	F512_30.0 P100 BX100LB4	485
53	518	1.2	27.3	5720	F312_27.3 S3 ME3LB4	F312_27.3 S3 MX3LB4	476	F312_27.3 P100 BE100LB4	F312_27.3 P100 BX100LB4	477

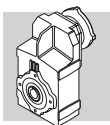


3 kW

n ₂ min-1	M ₂ Nm	S	i	R _{n2} N						
					IE2	IE3		IE2	IE3	
60	458	2.4	24.1	7960	F412_24.1 S3 ME3LB4	F412_24.1 S3 MX3LB4	480	F412_24.1 P100 BE100LB4	F412_24.1 P100 BX100LB4	481
61	451	0.9	23.8	3100	F252_23.8 S3 ME3LB4	F252_23.8 S3 MX3LB4	472	F252_23.8 P100 BE100LB4	F252_23.8 P100 BX100LB4	473
62	444	1.4	23.4	5620	F312_23.4 S3 ME3LB4	F312_23.4 S3 MX3LB4	476	F312_23.4 P100 BE100LB4	F312_23.4 P100 BX100LB4	477
66	415	1.0	21.8	2800	F252_21.8 S3 ME3LB4	F252_21.8 S3 MX3LB4	472	F252_21.8 P100 BE100LB4	F252_21.8 P100 BX100LB4	473
68	401	1.5	21.1	5540	F312_21.1 S3 ME3LB4	F312_21.1 S3 MX3LB4	476	F312_21.1 P100 BE100LB4	F312_21.1 P100 BX100LB4	477
76	359	3.0	18.9	7560	F412_18.9 S3 ME3LB4	F412_18.9 S3 MX3LB4	480	F412_18.9 P100 BE100LB4	F412_18.9 P100 BX100LB4	481
77	354	1.1	18.6	2830	F252_18.6 S3 ME3LB4	F252_18.6 S3 MX3LB4	472	F252_18.6 P100 BE100LB4	F252_18.6 P100 BX100LB4	473
78	351	1.7	18.5	5430	F312_18.5 S3 ME3LB4	F312_18.5 S3 MX3LB4	476	F312_18.5 P100 BE100LB4	F312_18.5 P100 BX100LB4	477
84	325	3.2	17.1	7400	F412_17.1 S3 ME3LB4	F412_17.1 S3 MX3LB4	480	F412_17.1 P100 BE100LB4	F412_17.1 P100 BX100LB4	481
86	319	1.9	16.8	5340	F312_16.8 S3 ME3LB4	F312_16.8 S3 MX3LB4	476	F312_16.8 P100 BE100LB4	F312_16.8 P100 BX100LB4	477
87	316	1.3	16.6	2830	F252_16.6 S3 ME3LB4	F252_16.6 S3 MX3LB4	472	F252_16.6 P100 BE100LB4	F252_16.6 P100 BX100LB4	473
100	275	1.5	14.5	2810	F252_14.5 S3 ME3LB4	F252_14.5 S3 MX3LB4	472	F252_14.5 P100 BE100LB4	F252_14.5 P100 BX100LB4	473
103	265	2.3	13.9	5150	F312_13.9 S3 ME3LB4	F312_13.9 S3 MX3LB4	476	F312_13.9 P100 BE100LB4	F312_13.9 P100 BX100LB4	477
111	247	1.6	13.0	2790	F252_13.0 S3 ME3LB4	F252_13.0 S3 MX3LB4	472	F252_13.0 P100 BE100LB4	F252_13.0 P100 BX100LB4	473
113	242	2.5	12.7	5060	F312_12.7 S3 ME3LB4	F312_12.7 S3 MX3LB4	476	F312_12.7 P100 BE100LB4	F312_12.7 P100 BX100LB4	477
134	204	2.9	10.7	4880	F312_10.7 S3 ME3LB4	F312_10.7 S3 MX3LB4	476	F312_10.7 P100 BE100LB4	F312_10.7 P100 BX100LB4	477
136	202	2.0	10.6	2730	F252_10.6 S3 ME3LB4	F252_10.6 S3 MX3LB4	472	F252_10.6 P100 BE100LB4	F252_10.6 P100 BX100LB4	473
154	178	1.5	9.4	2710	F252_9.4 S3 ME3LB4	F252_9.4 S3 MX3LB4	472	F252_9.4 P100 BE100LB4	F252_9.4 P100 BX100LB4	473
160	171	2.3	9.0	4650	F312_9.0 S3 ME3LB4	F312_9.0 S3 MX3LB4	476	F312_9.0 P100 BE100LB4	F312_9.0 P100 BX100LB4	477
165	166	0.9	8.7	1820	F202_8.7 S3 ME3LB4	F202_8.7 S3 MX3LB4	468	F202_8.7 P100 BE100LB4	F202_8.7 P100 BX100LB4	469
172	159	1.6	8.4	2660	F252_8.4 S3 ME3LB4	F252_8.4 S3 MX3LB4	472	F252_8.4 P100 BE100LB4	F252_8.4 P100 BX100LB4	473
175	156	2.5	8.2	4550	F312_8.2 S3 ME3LB4	F312_8.2 S3 MX3LB4	476	F312_8.2 P100 BE100LB4	F312_8.2 P100 BX100LB4	477
184	149	1.0	7.8	1790	F202_7.8 S3 ME3LB4	F202_7.8 S3 MX3LB4	468	F202_7.8 P100 BE100LB4	F202_7.8 P100 BX100LB4	469
207	132	3.0	6.9	4360	F312_6.9 S3 ME3LB4	F312_6.9 S3 MX3LB4	476	F312_6.9 P100 BE100LB4	F312_6.9 P100 BX100LB4	477
210	131	2.0	6.9	2560	F252_6.9 S3 ME3LB4	F252_6.9 S3 MX3LB4	472	F252_6.9 P100 BE100LB4	F252_6.9 P100 BX100LB4	473
222	123	2.9	13.0	2510	F252_13.0 S3 ME3LB2		472	F252_13.0 P100 BE100L2		473
225	122	1.1	6.4	1730	F202_6.4 S3 ME3LB4	F202_6.4 S3 MX3LB4	468	F202_6.4 P100 BE100LB4	F202_6.4 P100 BX100LB4	469
256	106	1.3	11.2	1680	F202_11.2 S3 ME3LB2		468	F202_11.2 P100 BE100L2		469
271	100	3.2	10.6	2410	F252_10.6 S3 ME3LB2		472	F252_10.6 P100 BE100L2		473
308	88	3.0	9.4	2350	F252_9.4 S3 ME3LB2		472	F252_9.4 P100 BE100L2		473
330	83	1.5	8.7	1600	F202_8.7 S3 ME3LB2		468	F202_8.7 P100 BE100L2		469
343	79	3.3	8.4	2290	F252_8.4 S3 ME3LB2		472	F252_8.4 P100 BE100L2		473
368	74	1.6	7.8	1560	F202_7.8 S3 ME3LB2		468	F202_7.8 P100 BE100L2		469
449	61	1.7	6.4	1480	F202_6.4 S3 ME3LB2		468	F202_6.4 P100 BE100L2		469

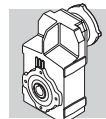
4 kW

n ₂ min-1	M ₂ Nm	S	i	R _{n2} N						
					IE2	IE3		IE2	IE3	
2.3	15202	0.9	625.6	55000	F904_625.6 S4 ME4SA4	F904_625.6 S4 MX4SA4	498	F904_625.6 P112 BE112M4	F904_625.6 P112 BX112M4	499
2.5	14033	1.0	577.5	55000	F904_577.5 S4 ME4SA4	F904_577.5 S4 MX4SA4	498	F904_577.5 P112 BE112M4	F904_577.5 P112 BX112M4	499
2.9	12042	1.2	495.6	55000	F904_495.6 S4 ME4SA4	F904_495.6 S4 MX4SA4	498	F904_495.6 P112 BE112M4	F904_495.6 P112 BX112M4	499
3.1	11116	1.3	457.5	55000	F904_457.5 S4 ME4SA4	F904_457.5 S4 MX4SA4	498	F904_457.5 P112 BE112M4	F904_457.5 P112 BX112M4	499
3.7	9526	1.5	392.0	55000	F904_392.0 S4 ME4SA4	F904_392.0 S4 MX4SA4	498	F904_392.0 P112 BE112M4	F904_392.0 P112 BX112M4	499
4.0	8793	1.6	361.8	55000	F904_361.8 S4 ME4SA4	F904_361.8 S4 MX4SA4	498	F904_361.8 P112 BE112M4	F904_361.8 P112 BX112M4	499
4.1	8594	0.9	353.7	45000	F804_353.7 S4 ME4SA4	F804_353.7 S4 MX4SA4	495	F804_353.7 P112 BE112M4	F804_353.7 P112 BX112M4	496
4.9	7210	1.1	296.7	45000	F804_296.7 S4 ME4SA4	F804_296.7 S4 MX4SA4	495	F804_296.7 P112 BE112M4	F804_296.7 P112 BX112M4	496
4.9	7074	2.0	291.1	55000	F904_291.1 S4 ME4SA4	F904_291.1 S4 MX4SA4	498	F904_291.1 P112 BE112M4	F904_291.1 P112 BX112M4	499
5.3	6656	1.2	273.9	45000	F804_273.9 S4 ME4SA4	F804_273.9 S4 MX4SA4	495	F804_273.9 P112 BE112M4	F804_273.9 P112 BX112M4	496
5.4	6530	2.1	268.7	55000	F904_268.7 S4 ME4SA4	F904_268.7 S4 MX4SA4	498	F904_268.7 P112 BE112M4	F904_268.7 P112 BX112M4	499
6.1	5700	0.9	234.6	35000	F704_234.6 S4 ME4SA4	F704_234.6 S4 MX4SA4	492	F704_234.6 P112 BE112M4	F704_234.6 P112 BX112M4	493
6.2	5623	2.5	231.4	55000	F904_231.4 S4 ME4SA4	F904_231.4 S4 MX4SA4	498	F904_231.4 P112 BE112M4	F904_231.4 P112 BX112M4	499
6.6	5309	1.5	218.5	45000	F804_218.5 S4 ME4SA4	F804_218.5 S4 MX4SA4	495	F804_218.5 P112 BE112M4	F804_218.5 P112 BX112M4	496
6.7	5262	1.0	216.5	35000	F704_216.5 S4 ME4SA4	F704_216.5 S4 MX4SA4	492	F704_216.5 P112 BE112M4	F704_216.5 P112 BX112M4	493
6.7	5190	2.7	213.6	55000	F904_213.6 S4 ME4SA4	F904_213.6 S4 MX4SA4	498	F904_213.6 P112 BE112M4	F904_213.6 P112 BX112M4	499
7.2	5022	1.6	200.0	45000	F803_200.0 S4 ME4SA4	F803_200.0 S4 MX4SA4	495	F803_200.0 P112 BE112M4	F803_200.0 P112 BX112M4	496
7.3	4922	1.0	196.0	35000	F703_196.0 S4 ME4SA4	F703_196.0 S4 MX4SA4	492	F703_196.0 P112 BE112M4	F703_196.0 P112 BX112M4	493
7.4	4875	2.9	194.2	55000	F903_194.2 S4 ME4SA4	F903_194.2 S4 MX4SA4	498	F903_194.2 P112 BE112M4	F903_194.2 P112 BX112M4	499
7.8	4636	1.7	184.6	45000	F803_184.6 S4 ME4SA4	F803_184.6 S4 MX4SA4	495	F803_184.6 P112 BE112M4	F803_184.6 P112 BX112M4	496
8.0	4544	1.1	180.9	35000	F703_180.9 S4 ME4SA4	F703_180.9 S4 MX4SA4	492	F703_180.9 P112 BE112M4	F703_180.9 P112 BX112M4	493
8.0	4500	3.1	179.2	55000	F903_179.2 S4 ME4SA4	F903_179.2 S4 MX4SA4	498	F903_179.2 P112 BE112M4	F903_179.2 P112 BX112M4	499
8.6	4185	1.2	166.7	35000	F703_166.7 S4 ME4SA4	F703_166.7 S4 MX4SA4	492	F703_166.7 P112 BE112M4	F703_166.7 P112 BX112M4	493


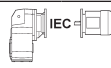


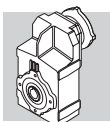
4 kW

n ₂ min ⁻¹	M ₂ Nm	S	i	R _{N2} N						
					IE2	IE3		IE2	IE3	
8.8	4089	3.4	162.8	55000	F903_162.8 S4 ME4SA4	F903_162.8 S4 MX4SA4	498	F903_162.8 P112 BE112M4	F903_162.8 P112 BX112M4	499
9.0	4023	2.0	160.2	45000	F803_160.2 S4 ME4SA4	F803_160.2 S4 MX4SA4	495	F803_160.2 P112 BE112M4	F803_160.2 P112 BX112M4	496
9.4	3863	1.3	153.8	35000	F703_153.8 S4 ME4SA4	F703_153.8 S4 MX4SA4	492	F703_153.8 P112 BE112M4	F703_153.8 P112 BX112M4	493
9.7	3714	2.2	147.9	45000	F803_147.9 S4 ME4SA4	F803_147.9 S4 MX4SA4	495	F803_147.9 P112 BE112M4	F803_147.9 P112 BX112M4	496
10.8	3338	1.5	133.0	35000	F703_133.0 S4 ME4SA4	F703_133.0 S4 MX4SA4	492	F703_133.0 P112 BE112M4	F703_133.0 P112 BX112M4	493
10.9	3332	2.4	132.7	45000	F803_132.7 S4 ME4SA4	F803_132.7 S4 MX4SA4	495	F803_132.7 P112 BE112M4	F803_132.7 P112 BX112M4	496
11.0	3277	0.9	130.5	20000	F603_130.5 S4 ME4SA4	F603_130.5 S4 MX4SA4	488	F603_130.5 P112 BE112M4	F603_130.5 P112 BX112M4	489
11.7	3082	1.6	122.7	35000	F703_122.7 S4 ME4SA4	F703_122.7 S4 MX4SA4	492	F703_122.7 P112 BE112M4	F703_122.7 P112 BX112M4	493
11.8	3076	2.6	122.5	45000	F803_122.5 S4 ME4SA4	F803_122.5 S4 MX4SA4	495	F803_122.5 P112 BE112M4	F803_122.5 P112 BX112M4	496
12.0	3025	1.0	120.5	20000	F603_120.5 S4 ME4SA4	F603_120.5 S4 MX4SA4	488	F603_120.5 P112 BE112M4	F603_120.5 P112 BX112M4	489
12.7	2856	2.8	113.8	45000	F803_113.8 S4 ME4SA4	F803_113.8 S4 MX4SA4	495	F803_113.8 P112 BE112M4	F803_113.8 P112 BX112M4	496
13.1	2752	1.8	109.6	35000	F703_109.6 S4 ME4SA4	F703_109.6 S4 MX4SA4	492	F703_109.6 P112 BE112M4	F703_109.6 P112 BX112M4	493
13.5	2671	1.1	106.4	20000	F603_106.4 S4 ME4SA4	F603_106.4 S4 MX4SA4	488	F603_106.4 P112 BE112M4	F603_106.4 P112 BX112M4	489
13.7	2637	3.0	105.0	45000	F803_105.0 S4 ME4SA4	F803_105.0 S4 MX4SA4	495	F803_105.0 P112 BE112M4	F803_105.0 P112 BX112M4	496
14.2	2541	2.0	101.2	35000	F703_101.2 S4 ME4SA4	F703_101.2 S4 MX4SA4	492	F703_101.2 P112 BE112M4	F703_101.2 P112 BX112M4	493
14.7	2466	1.2	98.2	20000	F603_98.2 S4 ME4SA4	F603_98.2 S4 MX4SA4	488	F603_98.2 P112 BE112M4	F603_98.2 P112 BX112M4	489
15.6	2323	2.2	92.5	35000	F703_92.5 S4 ME4SA4	F703_92.5 S4 MX4SA4	492	F703_92.5 P112 BE112M4	F703_92.5 P112 BX112M4	493
16.9	2144	2.3	85.4	35000	F703_85.4 S4 ME4SA4	F703_85.4 S4 MX4SA4	492	F703_85.4 P112 BE112M4	F703_85.4 P112 BX112M4	493
17.1	2110	1.4	84.0	20000	F603_84.0 S4 ME4SA4	F603_84.0 S4 MX4SA4	488	F603_84.0 P112 BE112M4	F603_84.0 P112 BX112M4	489
18.6	1947	1.5	77.6	20000	F603_77.6 S4 ME4SA4	F603_77.6 S4 MX4SA4	488	F603_77.6 P112 BE112M4	F603_77.6 P112 BX112M4	489
19.6	1847	2.7	73.6	35000	F703_73.6 S4 ME4SA4	F703_73.6 S4 MX4SA4	492	F703_73.6 P112 BE112M4	F703_73.6 P112 BX112M4	493
21.1	1715	1.7	68.3	20000	F603_68.3 S4 ME4SA4	F603_68.3 S4 MX4SA4	488	F603_68.3 P112 BE112M4	F603_68.3 P112 BX112M4	489
21.2	1705	2.9	67.9	35000	F703_67.9 S4 ME4SA4	F703_67.9 S4 MX4SA4	492	F703_67.9 P112 BE112M4	F703_67.9 P112 BX112M4	493
21.9	1653	1.1	65.8	12000	F513_65.8 S4 ME4SA4	F513_65.8 S4 MX4SA4	484	F513_65.8 P112 BE112M4	F513_65.8 P112 BX112M4	485
22.8	1583	1.8	63.0	20000	F603_63.0 S4 ME4SA4	F603_63.0 S4 MX4SA4	488	F603_63.0 P112 BE112M4	F603_63.0 P112 BX112M4	489
23.0	1569	3.2	62.5	35000	F703_62.5 S4 ME4SA4	F703_62.5 S4 MX4SA4	492	F703_62.5 P112 BE112M4	F703_62.5 P112 BX112M4	493
25.0	1449	3.5	57.7	35000	F703_57.7 S4 ME4SA4	F703_57.7 S4 MX4SA4	492	F703_57.7 P112 BE112M4	F703_57.7 P112 BX112M4	493
27.8	1301	2.2	51.8	20000	F603_51.8 S4 ME4SA4	F603_51.8 S4 MX4SA4	488	F603_51.8 P112 BE112M4	F603_51.8 P112 BX112M4	489
29.4	1228	1.5	48.9	11600	F513_48.9 S4 ME4SA4	F513_48.9 S4 MX4SA4	484	F513_48.9 P112 BE112M4	F513_48.9 P112 BX112M4	485
30	1201	2.4	47.8	20000	F603_47.8 S4 ME4SA4	F603_47.8 S4 MX4SA4	488	F603_47.8 P112 BE112M4	F603_47.8 P112 BX112M4	489
34	1057	2.7	42.1	20000	F603_42.1 S4 ME4SA4	F603_42.1 S4 MX4SA4	488	F603_42.1 P112 BE112M4	F603_42.1 P112 BX112M4	489
37	975	3.0	38.8	20000	F603_38.8 S4 ME4SA4	F603_38.8 S4 MX4SA4	488	F603_38.8 P112 BE112M4	F603_38.8 P112 BX112M4	489
38	979	1.1	38.2	7720	F412_38.2 S4 ME4SA4	F412_38.2 S4 MX4SA4	480	F412_38.2 P112 BE112M4	F412_38.2 P112 BX112M4	481
39	953	1.8	37.1	11200	F512_37.1 S4 ME4SA4	F512_37.1 S4 MX4SA4	484	F512_37.1 P112 BE112M4	F512_37.1 P112 BX112M4	485
45	806	3.6	32.1	20000	F603_32.1 S4 ME4SA4	F603_32.1 S4 MX4SA4	488			
48	773	1.4	30.1	7610	F412_30.1 S4 ME4SA4	F412_30.1 S4 MX4SA4	480	F412_30.1 P112 BE112M4	F412_30.1 P112 BX112M4	481
48	770	2.2	30.0	10700	F512_30.0 S4 ME4SA4	F512_30.0 S4 MX4SA4	484	F512_30.0 P112 BE112M4	F512_30.0 P112 BX112M4	485
57	638	3.0	25.4	20000	F603_25.4 S4 ME4SA4	F603_25.4 S4 MX4SA4	488	F603_25.4 P112 BE112M4	F603_25.4 P112 BX112M4	489
60	619	1.8	24.1	7420	F412_24.1 S4 ME4SA4	F412_24.1 S4 MX4SA4	480	F412_24.1 P112 BE112M4	F412_24.1 P112 BX112M4	481
61	610	2.7	23.8	10200	F512_23.8 S4 ME4SA4	F512_23.8 S4 MX4SA4	484	F512_23.8 P112 BE112M4	F512_23.8 P112 BX112M4	485
61	589	3.2	23.5	20000	F603_23.5 S4 ME4SA4	F603_23.5 S4 MX4SA4	488	F603_23.5 P112 BE112M4	F603_23.5 P112 BX112M4	489
62	600	1.0	23.4	5040	F312_23.4 S4 ME4SA4	F312_23.4 S4 MX4SA4	476	F312_23.4 P112 BE112M4	F312_23.4 P112 BX112M4	477
68	542	1.1	21.1	5020	F312_21.1 S4 ME4SA4	F312_21.1 S4 MX4SA4	476	F312_21.1 P112 BE112M4	F312_21.1 P112 BX112M4	477
76	485	2.2	18.9	7150	F412_18.9 S4 ME4SA4	F412_18.9 S4 MX4SA4	480	F412_18.9 P112 BE112M4	F412_18.9 P112 BX112M4	481
77	483	3.2	18.8	9640	F512_18.8 S4 ME4SA4	F512_18.8 S4 MX4SA4	484	F512_18.8 P112 BE112M4	F512_18.8 P112 BX112M4	485
78	474	1.3	18.5	4980	F312_18.5 S4 ME4SA4	F312_18.5 S4 MX4SA4	476	F312_18.5 P112 BE112M4	F312_18.5 P112 BX112M4	477
84	439	2.4	17.1	7030	F412_17.1 S4 ME4SA4	F412_17.1 S4 MX4SA4	480	F412_17.1 P112 BE112M4	F412_17.1 P112 BX112M4	481
86	431	1.4	16.8	4930	F312_16.8 S4 ME4SA4	F312_16.8 S4 MX4SA4	476	F312_16.8 P112 BE112M4	F312_16.8 P112 BX112M4	477
98	375	2.7	14.6	6820	F412_14.6 S4 ME4SA4	F412_14.6 S4 MX4SA4	480	F412_14.6 P112 BE112M4	F412_14.6 P112 BX112M4	481
103	358	1.7	13.9	4820	F312_13.9 S4 ME4SA4	F312_13.9 S4 MX4SA4	476	F312_13.9 P112 BE112M4	F312_13.9 P112 BX112M4	477
113	326	1.8	12.7	4750	F312_12.7 S4 ME4SA4	F312_12.7 S4 MX4SA4	476	F312_12.7 P112 BE112M4	F312_12.7 P112 BX112M4	477
134	276	3.3	10.8	6380	F412_10.8 S4 ME4SA4	F412_10.8 S4 MX4SA4	480	F412_10.8 P112 BE112M4	F412_10.8 P112 BX112M4	481
134	276	2.2	10.7	4620	F312_10.7 S4 ME4SA4	F312_10.7 S4 MX4SA4	476	F312_10.7 P112 BE112M4	F312_10.7 P112 BX112M4	477
158	234	3.0	9.1	6160	F412_9.1 S4 ME4SA4	F412_9.1 S4 MX4SA4	480	F412_9.1 P112 BE112M4	F412_9.1 P112 BX112M4	481
160	231	1.7	9.0	4420	F312_9.0 S4 ME4SA4	F312_9.0 S4 MX4SA4	476	F312_9.0 P112 BE112M4	F312_9.0 P112 BX112M4	477
175	211	1.8	8.2	4350	F312_8.2 S4 ME4SA4	F312_8.2 S4 MX4SA4	476	F312_8.2 P112 BE112M4	F312_8.2 P112 BX112M4	477
207	178	2.2	6.9	4200	F312_6.9 S4 ME4SA4	F312_6.9 S4 MX4SA4	476	F312_6.9 P112 BE112M4	F312_6.9 P112 BX112M4	477
228	159	3.5	12.7	4120	F312_12.7 S4 ME4SA2		476	F312_12.7 P112 BE112M2		477
322	113	3.4	9.0	3760	F312_9.0 S4 ME4SA2		476	F312_9.0 P112 BE112M2		477



5.5 kW

n ₂ min-1	M ₂ Nm	S	i	R _{n2} N						
					IE2	IE3	IE2	IE3		
2.9	16057	0.9	495.6	55000	F904_495.6 S4 ME4SB4	F904_495.6 S4 MX4SB4	498	F904_495.6 P132 BE132S4	F904_495.6 P132 BX132SB4	499
3.2	14821	0.9	457.5	55000	F904_457.5 S4 ME4SB4	F904_457.5 S4 MX4SB4	498	F904_457.5 P132 BE132S4	F904_457.5 P132 BX132SB4	499
3.7	12701	1.1	392.0	55000	F904_392.0 S4 ME4SB4	F904_392.0 S4 MX4SB4	498	F904_392.0 P132 BE132S4	F904_392.0 P132 BX132SB4	499
4.0	11724	1.2	361.8	55000	F904_361.8 S4 ME4SB4	F904_361.8 S4 MX4SB4	498	F904_361.8 P132 BE132S4	F904_361.8 P132 BX132SB4	499
5.0	9432	1.5	291.1	55000	F904_291.1 S4 ME4SB4	F904_291.1 S4 MX4SB4	498	F904_291.1 P132 BE132S4	F904_291.1 P132 BX132SB4	499
5.3	8874	0.9	273.9	45000	F804_273.9 S4 ME4SB4	F804_273.9 S4 MX4SB4	495	F804_273.9 P132 BE132S4	F804_273.9 P132 BX132SB4	496
5.4	8707	1.6	268.7	55000	F904_268.7 S4 ME4SB4	F904_268.7 S4 MX4SB4	498	F904_268.7 P132 BE132S4	F904_268.7 P132 BX132SB4	499
6.3	7497	1.9	231.4	55000	F904_231.4 S4 ME4SB4	F904_231.4 S4 MX4SB4	498	F904_231.4 P132 BE132S4	F904_231.4 P132 BX132SB4	499
6.7	7079	1.1	218.5	45000	F804_218.5 S4 ME4SB4	F804_218.5 S4 MX4SB4	495	F804_218.5 P132 BE132S4	F804_218.5 P132 BX132SB4	496
6.8	6920	2.0	213.6	55000	F904_213.6 S4 ME4SB4	F904_213.6 S4 MX4SB4	498	F904_213.6 P132 BE132S4	F904_213.6 P132 BX132SB4	499
7.3	6696	1.2	200.0	45000	F803_200.0 S4 ME4SB4	F803_200.0 S4 MX4SB4	495	F803_200.0 P132 BE132S4	F803_200.0 P132 BX132SB4	496
7.5	6500	2.2	194.2	55000	F903_194.2 S4 ME4SB4	F903_194.2 S4 MX4SB4	498	F903_194.2 P132 BE132S4	F903_194.2 P132 BX132SB4	499
7.9	6181	1.3	184.6	45000	F803_184.6 S4 ME4SB4	F803_184.6 S4 MX4SB4	495	F803_184.6 P132 BE132S4	F803_184.6 P132 BX132SB4	496
8.1	6000	2.3	179.2	55000	F903_179.2 S4 ME4SB4	F903_179.2 S4 MX4SB4	498	F903_179.2 P132 BE132S4	F903_179.2 P132 BX132SB4	499
8.8	5580	0.9	166.7	35000	F703_166.7 S4 ME4SB4	F703_166.7 S4 MX4SB4	492	F703_166.7 P132 BE132S4	F703_166.7 P132 BX132SB4	493
9.0	5452	2.6	162.8	55000	F903_162.8 S4 ME4SB4	F903_162.8 S4 MX4SB4	498	F903_162.8 P132 BE132S4	F903_162.8 P132 BX132SB4	499
9.1	5364	1.5	160.2	45000	F803_160.2 S4 ME4SB4	F803_160.2 S4 MX4SB4	495	F803_160.2 P132 BE132S4	F803_160.2 P132 BX132SB4	496
9.5	5151	1.0	153.8	35000	F703_153.8 S4 ME4SB4	F703_153.8 S4 MX4SB4	492	F703_153.8 P132 BE132S4	F703_153.8 P132 BX132SB4	493
9.7	5032	2.8	150.3	55000	F903_150.3 S4 ME4SB4	F903_150.3 S4 MX4SB4	498	F903_150.3 P132 BE132S4	F903_150.3 P132 BX132SB4	499
9.9	4952	1.6	147.9	45000	F803_147.9 S4 ME4SB4	F803_147.9 S4 MX4SB4	495	F803_147.9 P132 BE132S4	F803_147.9 P132 BX132SB4	496
10.6	4598	3.0	137.3	55000	F903_137.3 S4 ME4SB4	F903_137.3 S4 MX4SB4	498	F903_137.3 P132 BE132S4	F903_137.3 P132 BX132SB4	499
11.0	4451	1.1	133.0	35000	F703_133.0 S4 ME4SB4	F703_133.0 S4 MX4SB4	492	F703_133.0 P132 BE132S4	F703_133.0 P132 BX132SB4	493
11.0	4443	1.8	132.7	45000	F803_132.7 S4 ME4SB4	F803_132.7 S4 MX4SB4	495	F803_132.7 P132 BE132S4	F803_132.7 P132 BX132SB4	496
11.5	4244	3.3	126.8	55000	F903_126.8 S4 ME4SB4	F903_126.8 S4 MX4SB4	498	F903_126.8 P132 BE132S4	F903_126.8 P132 BX132SB4	499
11.9	4109	1.2	122.7	35000	F703_122.7 S4 ME4SB4	F703_122.7 S4 MX4SB4	492	F703_122.7 P132 BE132S4	F703_122.7 P132 BX132SB4	493
11.9	4101	2.0	122.5	45000	F803_122.5 S4 ME4SB4	F803_122.5 S4 MX4SB4	495	F803_122.5 P132 BE132S4	F803_122.5 P132 BX132SB4	496
12.8	3808	2.1	113.8	45000	F803_113.8 S4 ME4SB4	F803_113.8 S4 MX4SB4	495	F803_113.8 P132 BE132S4	F803_113.8 P132 BX132SB4	496
13.3	3670	1.4	109.6	35000	F703_109.6 S4 ME4SB4	F703_109.6 S4 MX4SB4	492	F703_109.6 P132 BE132S4	F703_109.6 P132 BX132SB4	493
13.9	3515	2.3	105.0	45000	F803_105.0 S4 ME4SB4	F803_105.0 S4 MX4SB4	495	F803_105.0 P132 BE132S4	F803_105.0 P132 BX132SB4	496
14.4	3388	1.5	101.2	35000	F703_101.2 S4 ME4SB4	F703_101.2 S4 MX4SB4	492	F703_101.2 P132 BE132S4	F703_101.2 P132 BX132SB4	493
15.8	3097	1.6	92.5	35000	F703_92.5 S4 ME4SB4	F703_92.5 S4 MX4SB4	492	F703_92.5 P132 BE132S4	F703_92.5 P132 BX132SB4	493
15.8	3090	2.6	92.3	45000	F803_92.3 S4 ME4SB4	F803_92.3 S4 MX4SB4	495	F803_92.3 P132 BE132S4	F803_92.3 P132 BX132SB4	496
17.1	2859	1.7	85.4	35000	F703_85.4 S4 ME4SB4	F703_85.4 S4 MX4SB4	492	F703_85.4 P132 BE132S4	F703_85.4 P132 BX132SB4	493
17.1	2853	2.8	85.2	45000	F803_85.2 S4 ME4SB4	F803_85.2 S4 MX4SB4	495	F803_85.2 P132 BE132S4	F803_85.2 P132 BX132SB4	496
17.4	2813	1.0	84.0	20000	F603_84.0 S4 ME4SB4	F603_84.0 S4 MX4SB4	488	F603_84.0 P132 BE132S4	F603_84.0 P132 BX132SB4	489
18.8	2597	1.1	77.6	20000	F603_77.6 S4 ME4SB4	F603_77.6 S4 MX4SB4	488	F603_77.6 P132 BE132S4	F603_77.6 P132 BX132SB4	489
19.1	2553	3.1	76.3	45000	F803_76.3 S4 ME4SB4	F803_76.3 S4 MX4SB4	495	F803_76.3 P132 BE132S4	F803_76.3 P132 BX132SB4	496
19.8	2463	2.0	73.6	35000	F703_73.6 S4 ME4SB4	F703_73.6 S4 MX4SB4	492	F703_73.6 P132 BE132S4	F703_73.6 P132 BX132SB4	493
20.7	2356	3.4	70.4	45000	F803_70.4 S4 ME4SB4	F803_70.4 S4 MX4SB4	495	F803_70.4 P132 BE132S4	F803_70.4 P132 BX132SB4	496
21.4	2286	1.3	68.3	20000	F603_68.3 S4 ME4SB4	F603_68.3 S4 MX4SB4	488	F603_68.3 P132 BE132S4	F603_68.3 P132 BX132SB4	489
21.5	2273	2.2	67.9	35000	F703_67.9 S4 ME4SB4	F703_67.9 S4 MX4SB4	492	F703_67.9 P132 BE132S4	F703_67.9 P132 BX132SB4	493
23.2	2110	1.4	63.0	20000	F603_63.0 S4 ME4SB4	F603_63.0 S4 MX4SB4	488	F603_63.0 P132 BE132S4	F603_63.0 P132 BX132SB4	489
23.4	2093	2.4	62.5	35000	F703_62.5 S4 ME4SB4	F703_62.5 S4 MX4SB4	492	F703_62.5 P132 BE132S4	F703_62.5 P132 BX132SB4	493
25.3	1932	2.6	57.7	35000	F703_57.7 S4 ME4SB4	F703_57.7 S4 MX4SB4	492	F703_57.7 P132 BE132S4	F703_57.7 P132 BX132SB4	493
28.2	1735	1.7	51.8	20000	F603_51.8 S4 ME4SB4	F603_51.8 S4 MX4SB4	488	F603_51.8 P132 BE132S4	F603_51.8 P132 BX132SB4	489
30	1639	3.1	49.0	35000	F703_49.0 S4 ME4SB4	F703_49.0 S4 MX4SB4	492	F703_49.0 P132 BE132S4	F703_49.0 P132 BX132SB4	493
30	1637	1.1	48.9	10300	F513_48.9 S4 ME4SB4	F513_48.9 S4 MX4SB4	484	F513_48.9 P132 BE132S4	F513_48.9 P132 BX132SB4	485
31	1602	1.8	47.8	20000	F603_47.8 S4 ME4SB4	F603_47.8 S4 MX4SB4	488	F603_47.8 P132 BE132S4	F603_47.8 P132 BX132SB4	489
32	1513	3.3	45.2	34300	F703_45.2 S4 ME4SB4	F703_45.2 S4 MX4SB4	492	F703_45.2 P132 BE132S4	F703_45.2 P132 BX132SB4	493
35	1409	2.1	42.1	20000	F603_42.1 S4 ME4SB4	F603_42.1 S4 MX4SB4	488	F603_42.1 P132 BE132S4	F603_42.1 P132 BX132SB4	489
38	1301	2.2	38.8	20000	F603_38.8 S4 ME4SB4	F603_38.8 S4 MX4SB4	488	F603_38.8 P132 BE132S4	F603_38.8 P132 BX132SB4	489
39	1270	1.3	37.1	10300	F512_37.1 S4 ME4SB4	F512_37.1 S4 MX4SB4	484	F512_37.1 P132 BE132S4	F512_37.1 P132 BX132SB4	485
46	1074	2.7	32.1	20000	F603_32.1 S4 ME4SB4	F603_32.1 S4 MX4SB4	488	F603_32.1 P132 BE132S4	F603_32.1 P132 BX132SB4	489
48	1030	1.1	30.1	6580	F412_30.1 S4 ME4SB4	F412_30.1 S4 MX4SB4	480	F412_30.1 P132 BE132S4	F412_30.1 P132 BX132SB4	481
49	1027	1.7	30.0	9950	F512_30.0 S4 ME4SB4	F512_30.0 S4 MX4SB4	484	F512_30.0 P132 BE132S4	F512_30.0 P132 BX132SB4	485
49	992	2.9	29.6	20000	F603_29.6 S4 ME4SB4	F603_29.6 S4 MX4SB4	488	F603_29.6 P132 BE132S4	F603_29.6 P132 BX132SB4	489
57	851	2.2	25.4	20000	F603_25.4 S4 ME4SB4	F603_25.4 S4 MX4SB4	488	F603_25.4 P132 BE132S4	F603_25.4 P132 BX132SB4	489
61	825	1.3	24.1	6580	F412_24.1 S4 ME4SB4	F412_24.1 S4 MX4SB4	480	F412_24.1 P132 BE132S4	F412_24.1 P132 BX132SB4	481
61	814	2.0	23.8	9560	F512_23.8 S4 ME4SB4	F512_23.8 S4 MX4SB4	484	F512_23.8 P132 BE132S4	F512_23.8 P132 BX132SB4	485
62	786	2.4	23.5	20000	F603_23.5 S4 ME4SB4	F603_23.5 S4 MX4SB4	488	F603_23.5 P132 BE132S4	F603_23.5 P132 BX132SB4	489
71	692	2.7	20.7	20000	F603_20.7 S4 ME4SB4	F603_20.7 S4 MX4SB4	488	F603_20.7 P132 BE132S4	F603_20.7 P132 BX132SB4	489
77	638	3.0	19.1	20000	F603_19.1 S4 ME4SB4	F603_19.1 S4 MX4SB4	488	F603_19.1 P132 BE132S4	F603_19.1 P132 BX132SB4	489
77	646	1.7	18.9	6480	F412_18.9 S4 ME4SB4	F412_18.9 S4 MX4SB4	480	F412_18.9 P132 BE132S4	F412_18.9 P132 BX132SB4	481
78	644	2.4	18.8	9110	F512_18.8 S4 ME4SB4	F512_18.8 S4 MX4SB4	484	F512_18.8 P132 BE132S4	F512_18.8 P132 BX132SB4	485
79	632	0.9	18.5	4480	F312_18.5 S4 ME4SB4	F312_18.5 S4 MX4SB4	476	F312_18.5 P132 BE132S4	F312_18.5 P132 BX132SB4	477

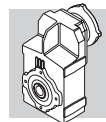


5.5 kW

n ₂ min-1	M ₂ Nm	S	i	R _{n2} N	IE2		IE3	IE2		IE3
					IE2	IE3		IE2	IE3	
85	585	1.8	17.1	6410	F412_17.1 S4 ME4SB4	F412_17.1 S4 MX4SB4	480	F412_17.1 P132 BE132S4	F412_17.1 P132 BX132SB4	481
87	575	1.0	16.8	4300	F312_16.8 S4 ME4SB4	F312_16.8 S4 MX4SB4	476	F312_16.8 P132 BE132S4	F312_16.8 P132 BX132SB4	477
100	500	2.0	14.6	6280	F412_14.6 S4 ME4SB4	F412_14.6 S4 MX4SB4	480	F412_14.6 P132 BE132S4	F412_14.6 P132 BX132SB4	481
104	478	3.0	14.0	8520	F512_14.0 S4 ME4SB4	F512_14.0 S4 MX4SB4	484	F512_14.0 P132 BE132S4	F512_14.0 P132 BX132SB4	485
105	477	1.3	13.9	4180	F312_13.9 S4 ME4SB4	F312_13.9 S4 MX4SB4	476	F312_13.9 P132 BE132S4	F312_13.9 P132 BX132SB4	477
115	435	1.4	12.7	3980	F312_12.7 S4 ME4SB4	F312_12.7 S4 MX4SB4	476	F312_12.7 P132 BE132S4	F312_12.7 P132 BX132SB4	477
131	380	3.5	11.1	8050	F512_11.1 S4 ME4SB4	F512_11.1 S4 MX4SB4	484	F512_11.1 P132 BE132S4	F512_11.1 P132 BX132SB4	485
136	368	2.4	10.8	5970	F412_10.8 S4 ME4SB4	F412_10.8 S4 MX4SB4	480	F412_10.8 P132 BE132S4	F412_10.8 P132 BX132SB4	481
136	368	1.6	10.7	3880	F312_10.7 S4 ME4SB4	F312_10.7 S4 MX4SB4	476	F312_10.7 P132 BE132S4	F312_10.7 P132 BX132SB4	477
160	312	2.2	9.1	5810	F412_9.1 S4 ME4SB4	F412_9.1 S4 MX4SB4	480	F412_9.1 P132 BE132S4	F412_9.1 P132 BX132SB4	481
161	310	3.6	9.1	7590	F512_9.1 S4 ME4SB4	F512_9.1 S4 MX4SB4	484	F512_9.1 P132 BE132S4	F512_9.1 P132 BX132SB4	485
162	308	1.3	9.0	3850	F312_9.0 S4 ME4SB4	F312_9.0 S4 MX4SB4	476	F312_9.0 P132 BE132S4	F312_9.0 P132 BX132SB4	477
177	281	1.4	8.2	3750	F312_8.2 S4 ME4SB4	F312_8.2 S4 MX4SB4	476	F312_8.2 P132 BE132S4	F312_8.2 P132 BX132SB4	477
200	250	3.3	14.6	5510	F412_14.6 S4 ME4SB2		480	F412_14.6 P132 BE132SA2		481
210	238	1.6	6.9	3610	F312_6.9 S4 ME4SB4	F312_6.9 S4 MX4SB4	476	F312_6.9 P132 BE132S4	F312_6.9 P132 BX132SB4	477
217	230	2.8	6.7	5430	F412_6.7 S4 ME4SB4	F412_6.7 S4 MX4SB4	480	F412_6.7 P132 BE132S4	F412_6.7 P132 BX132SB4	481
272	184	4.0	10.8	5120	F412_10.8 S4 ME4SB2		480	F412_10.8 P132 BE132SA2		481
320	156	3.9	9.1	4930	F412_9.1 S4 ME4SB2		480	F412_9.1 P132 BE132SA2		481

7.5 kW

n ₂ min-1	M ₂ Nm	S	i	R _{n2} N	IE2		IE3	IE2		IE3
					IE2	IE3		IE2	IE3	
4.0	15957	0.9	361.8	55000	F904_361.8 S4 ME4LA4	F904_361.8 S4 MX4LA4	498	F904_361.8 P132 BE132MA4	F904_361.8 P132 BX132MA4	499
5.0	12838	1.1	291.1	55000	F904_291.1 S4 ME4LA4	F904_291.1 S4 MX4LA4	498	F904_291.1 P132 BE132MA4	F904_291.1 P132 BX132MA4	499
5.4	11851	1.2	268.7	55000	F904_268.7 S4 ME4LA4	F904_268.7 S4 MX4LA4	498	F904_268.7 P132 BE132MA4	F904_268.7 P132 BX132MA4	499
6.3	10204	1.4	231.4	55000	F904_231.4 S4 ME4LA4	F904_231.4 S4 MX4LA4	498	F904_231.4 P132 BE132MA4	F904_231.4 P132 BX132MA4	499
6.8	9419	1.5	213.6	55000	F904_213.6 S4 ME4LA4	F904_213.6 S4 MX4LA4	498	F904_213.6 P132 BE132MA4	F904_213.6 P132 BX132MA4	499
7.3	9114	0.9	200.0	45000	F803_200.0 S4 ME4LA4	F803_200.0 S4 MX4LA4	495	F803_200.0 P132 BE132MA4	F803_200.0 P132 BX132MA4	496
7.5	8848	1.6	194.2	55000	F903_194.2 S4 ME4LA4	F903_194.2 S4 MX4LA4	498	F903_194.2 P132 BE132MA4	F903_194.2 P132 BX132MA4	499
7.9	8413	1.0	184.6	45000	F803_184.6 S4 ME4LA4	F803_184.6 S4 MX4LA4	495	F803_184.6 P132 BE132MA4	F803_184.6 P132 BX132MA4	496
8.1	8167	1.7	179.2	55000	F903_179.2 S4 ME4LA4	F903_179.2 S4 MX4LA4	498	F903_179.2 P132 BE132MA4	F903_179.2 P132 BX132MA4	499
8.9	7420	1.9	162.8	55000	F903_162.8 S4 ME4LA4	F903_162.8 S4 MX4LA4	498	F903_162.8 P132 BE132MA4	F903_162.8 P132 BX132MA4	499
9.1	7302	1.1	160.2	45000	F803_160.2 S4 ME4LA4	F803_160.2 S4 MX4LA4	495	F803_160.2 P132 BE132MA4	F803_160.2 P132 BX132MA4	496
9.7	6849	2.0	150.3	55000	F903_150.3 S4 ME4LA4	F903_150.3 S4 MX4LA4	498	F903_150.3 P132 BE132MA4	F903_150.3 P132 BX132MA4	499
9.8	6740	1.2	147.9	45000	F803_147.9 S4 ME4LA4	F803_147.9 S4 MX4LA4	495	F803_147.9 P132 BE132MA4	F803_147.9 P132 BX132MA4	496
10.6	6259	2.2	137.3	55000	F903_137.3 S4 ME4LA4	F903_137.3 S4 MX4LA4	498	F903_137.3 P132 BE132MA4	F903_137.3 P132 BX132MA4	499
11.0	6047	1.3	132.7	45000	F803_132.7 S4 ME4LA4	F803_132.7 S4 MX4LA4	495	F803_132.7 P132 BE132MA4	F803_132.7 P132 BX132MA4	496
11.5	5777	2.4	126.8	55000	F903_126.8 S4 ME4LA4	F903_126.8 S4 MX4LA4	498	F903_126.8 P132 BE132MA4	F903_126.8 P132 BX132MA4	499
11.9	5593	0.9	122.7	35000	F703_122.7 S4 ME4LA4	F703_122.7 S4 MX4LA4	492	F703_122.7 P132 BE132MA4	F703_122.7 P132 BX132MA4	493
11.9	5582	1.4	122.5	45000	F803_122.5 S4 ME4LA4	F803_122.5 S4 MX4LA4	495	F803_122.5 P132 BE132MA4	F803_122.5 P132 BX132MA4	496
12.8	5184	1.5	113.8	45000	F803_113.8 S4 ME4LA4	F803_113.8 S4 MX4LA4	495	F803_113.8 P132 BE132MA4	F803_113.8 P132 BX132MA4	496
13.0	5101	2.7	111.9	55000	F903_111.9 S4 ME4LA4	F903_111.9 S4 MX4LA4	498	F903_111.9 P132 BE132MA4	F903_111.9 P132 BX132MA4	499
13.3	4995	1.0	109.6	35000	F703_109.6 S4 ME4LA4	F703_109.6 S4 MX4LA4	492	F703_109.6 P132 BE132MA4	F703_109.6 P132 BX132MA4	493
13.9	4785	1.7	105.0	45000	F803_105.0 S4 ME4LA4	F803_105.0 S4 MX4LA4	495	F803_105.0 P132 BE132MA4	F803_105.0 P132 BX132MA4	496
14.1	4709	3.0	103.3	55000	F903_103.3 S4 ME4LA4	F903_103.3 S4 MX4LA4	498	F903_103.3 P132 BE132MA4	F903_103.3 P132 BX132MA4	499
14.4	4611	1.1	101.2	35000	F703_101.2 S4 ME4LA4	F703_101.2 S4 MX4LA4	492	F703_101.2 P132 BE132MA4	F703_101.2 P132 BX132MA4	493
15.2	4364	3.2	95.8	55000	F903_95.8 S4 ME4LA4	F903_95.8 S4 MX4LA4	498	F903_95.8 P132 BE132MA4	F903_95.8 P132 BX132MA4	499
15.7	4215	1.2	92.5	35000	F703_92.5 S4 ME4LA4	F703_92.5 S4 MX4LA4	492	F703_92.5 P132 BE132MA4	F703_92.5 P132 BX132MA4	493
15.8	4206	1.9	92.3	45000	F803_92.3 S4 ME4LA4	F803_92.3 S4 MX4LA4	495	F803_92.3 P132 BE132MA4	F803_92.3 P132 BX132MA4	496
16.5	4028	3.5	88.4	55000	F903_88.4 S4 ME4LA4	F903_88.4 S4 MX4LA4	498	F903_88.4 P132 BE132MA4	F903_88.4 P132 BX132MA4	499
17.0	3891	1.3	85.4	35000	F703_85.4 S4 ME4LA4	F703_85.4 S4 MX4LA4	492	F703_85.4 P132 BE132MA4	F703_85.4 P132 BX132MA4	493
17.1	3883	2.1	85.2	45000	F803_85.2 S4 ME4LA4	F803_85.2 S4 MX4LA4	495	F803_85.2 P132 BE132MA4	F803_85.2 P132 BX132MA4	496
19.1	3475	2.3	76.3	45000	F803_76.3 S4 ME4LA4	F803_76.3 S4 MX4LA4	495	F803_76.3 P132 BE132MA4	F803_76.3 P132 BX132MA4	496
19.8	3352	1.5	73.6	35000	F703_73.6 S4 ME4LA4	F703_73.6 S4 MX4LA4	492	F703_73.6 P132 BE132MA4	F703_73.6 P132 BX132MA4	493
20.7	3207	2.5	70.4	44700	F803_70.4 S4 ME4LA4	F803_70.4 S4 MX4LA4	495	F803_70.4 P132 BE132MA4	F803_70.4 P132 BX132MA4	496
21.3	3112	0.9	68.3	20000	F603_68.3 S4 ME4LA4	F603_68.3 S4 MX4LA4	488	F603_68.3 P132 BE132MA4	F603_68.3 P132 BX132MA4	489
21.4	3094	1.6	67.9	35000	F703_67.9 S4 ME4LA4	F703_67.9 S4 MX4LA4	492	F703_67.9 P132 BE132MA4	F703_67.9 P132 BX132MA4	493
23.1	2872	1.0	63.0	20000	F603_63.0 S4 ME4LA4	F603_63.0 S4 MX4LA4	488	F603_63.0 P132 BE132MA4	F603_63.0 P132 BX132MA4	489
23.3	2848	1.8	62.5	35000	F703_62.5 S4 ME4LA4	F703_62.5 S4 MX4LA4	492	F703_62.5 P132 BE132MA4	F703_62.5 P132 BX132MA4	493
23.7	2801	2.9	61.5	43500	F803_61.5 S4 ME4LA4	F803_61.5 S4 MX4LA4	495	F803_61.5 P132 BE132MA4	F803_61.5 P132 BX132MA4	496
25.2	2629	1.9	57.7	34900	F703_57.7 S4 ME4LA4	F703_57.7 S4 MX4LA4	492	F703_57.7 P132 BE132MA4	F703_57.7 P132 BX132MA4	493

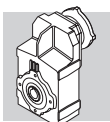


7.5 kW

n ₂ min-1	M ₂ Nm	S	i	R _{n2} N						
					IE2	IE3		IE2	IE3	
25.6	2585	3.1	56.7	42600	F803_56.7 S4 ME4LA4	F803_56.7 S4 MX4LA4	495	F803_56.7 P132 BE132MA4	F803_56.7 P132 BX132MA4	496
28.1	2362	1.2	51.8	20000	F603_51.8 S4 ME4LA4	F603_51.8 S4 MX4LA4	488	F603_51.8 P132 BE132MA4	F603_51.8 P132 BX132MA4	489
29.7	2231	2.2	49.0	33800	F703_49.0 S4 ME4LA4	F703_49.0 S4 MX4LA4	492	F703_49.0 P132 BE132MA4	F703_49.0 P132 BX132MA4	493
30	2180	1.3	47.8	20000	F603_47.8 S4 ME4LA4	F603_47.8 S4 MX4LA4	488	F603_47.8 P132 BE132MA4	F603_47.8 P132 BX132MA4	489
32	2059	2.4	45.2	33200	F703_45.2 S4 ME4LA4	F703_45.2 S4 MX4LA4	492	F703_45.2 P132 BE132MA4	F703_45.2 P132 BX132MA4	493
35	1918	1.5	42.1	20000	F603_42.1 S4 ME4LA4	F603_42.1 S4 MX4LA4	488	F603_42.1 P132 BE132MA4	F603_42.1 P132 BX132MA4	489
37	1770	1.6	38.8	20000	F603_38.8 S4 ME4LA4	F603_38.8 S4 MX4LA4	488	F603_38.8 P132 BE132MA4	F603_38.8 P132 BX132MA4	489
39	1729	1.0	37.1	9090	F512_37.1 S4 ME4LA4	F512_37.1 S4 MX4LA4	484	F512_37.1 P132 BE132MA4	F512_37.1 P132 BX132MA4	485
45	1462	2.0	32.1	20000	F603_32.1 S4 ME4LA4	F603_32.1 S4 MX4LA4	488	F603_32.1 P132 BE132MA4	F603_32.1 P132 BX132MA4	489
48	1398	1.2	30.0	9010	F512_30.0 S4 ME4LA4	F512_30.0 S4 MX4LA4	484	F512_30.0 P132 BE132MA4	F512_30.0 P132 BX132MA4	485
49	1350	2.1	29.6	20000	F603_29.6 S4 ME4LA4	F603_29.6 S4 MX4LA4	488	F603_29.6 P132 BE132MA4	F603_29.6 P132 BX132MA4	489
57	1158	1.6	25.4	20000	F603_25.4 S4 ME4LA4	F603_25.4 S4 MX4LA4	488	F603_25.4 P132 BE132MA4	F603_25.4 P132 BX132MA4	489
60	1123	1.0	24.1	5500	F412_24.1 S4 ME4LA4	F412_24.1 S4 MX4LA4	480	F412_24.1 P132 BE132MA4	F412_24.1 P132 BX132MA4	481
61	1108	1.5	23.8	8810	F512_23.8 S4 ME4LA4	F512_23.8 S4 MX4LA4	484	F512_23.8 P132 BE132MA4	F512_23.8 P132 BX132MA4	485
62	1069	1.8	23.5	20000	F603_23.5 S4 ME4LA4	F603_23.5 S4 MX4LA4	488	F603_23.5 P132 BE132MA4	F603_23.5 P132 BX132MA4	489
70	941	2.0	20.7	20000	F603_20.7 S4 ME4LA4	F603_20.7 S4 MX4LA4	488	F603_20.7 P132 BE132MA4	F603_20.7 P132 BX132MA4	489
76	869	2.2	19.1	20000	F603_19.1 S4 ME4LA4	F603_19.1 S4 MX4LA4	488	F603_19.1 P132 BE132MA4	F603_19.1 P132 BX132MA4	489
77	879	1.2	18.9	5630	F412_18.9 S4 ME4LA4	F412_18.9 S4 MX4LA4	480	F412_18.9 P132 BE132MA4	F412_18.9 P132 BX132MA4	481
77	876	1.8	18.8	8520	F512_18.8 S4 ME4LA4	F512_18.8 S4 MX4LA4	484	F512_18.8 P132 BE132MA4	F512_18.8 P132 BX132MA4	485
85	797	1.3	17.1	5650	F412_17.1 S4 ME4LA4	F412_17.1 S4 MX4LA4	480	F412_17.1 P132 BE132MA4	F412_17.1 P132 BX132MA4	481
93	715	2.7	15.7	20000	F603_15.7 S4 ME4LA4	F603_15.7 S4 MX4LA4	488	F603_15.7 P132 BE132MA4	F603_15.7 P132 BX132MA4	489
99	681	1.5	14.6	5630	F412_14.6 S4 ME4LA4	F412_14.6 S4 MX4LA4	480	F412_14.6 P132 BE132MA4	F412_14.6 P132 BX132MA4	481
101	660	2.9	14.5	20000	F603_14.5 S4 ME4LA4	F603_14.5 S4 MX4LA4	488	F603_14.5 P132 BE132MA4	F603_14.5 P132 BX132MA4	489
104	651	2.2	14.0	8080	F512_14.0 S4 ME4LA4	F512_14.0 S4 MX4LA4	484	F512_14.0 P132 BE132MA4	F512_14.0 P132 BX132MA4	485
104	649	0.9	13.9	3980	F312_13.9 S4 ME4LA4	F312_13.9 S4 MX4LA4	476	F312_13.9 P132 BE132MA4	F312_13.9 P132 BX132MA4	477
114	580	3.3	12.7	19900	F603_12.7 S4 ME4LA4	F603_12.7 S4 MX4LA4	488	F603_12.7 P132 BE132MA4	F603_12.7 P132 BX132MA4	489
114	592	1.0	12.7	3880	F312_12.7 S4 ME4LA4	F312_12.7 S4 MX4LA4	476	F312_12.7 P132 BE132MA4	F312_12.7 P132 BX132MA4	477
124	536	3.5	11.8	19500	F603_11.8 S4 ME4LA4	F603_11.8 S4 MX4LA4	488	F603_11.8 P132 BE132MA4	F603_11.8 P132 BX132MA4	489
131	517	2.6	11.1	7700	F512_11.1 S4 ME4LA4	F512_11.1 S4 MX4LA4	484	F512_11.1 P132 BE132MA4	F512_11.1 P132 BX132MA4	485
135	501	1.8	10.8	5490	F412_10.8 S4 ME4LA4	F412_10.8 S4 MX4LA4	480	F412_10.8 P132 BE132MA4	F412_10.8 P132 BX132MA4	481
135	500	1.2	10.7	3730	F312_10.7 S4 ME4LA4	F312_10.7 S4 MX4LA4	476	F312_10.7 P132 BE132MA4	F312_10.7 P132 BX132MA4	477
159	425	1.6	9.1	5410	F412_9.1 S4 ME4LA4	F412_9.1 S4 MX4LA4	480	F412_9.1 P132 BE132MA4	F412_9.1 P132 BX132MA4	481
161	421	2.6	9.1	7290	F512_9.1 S4 ME4LA4	F512_9.1 S4 MX4LA4	484	F512_9.1 P132 BE132MA4	F512_9.1 P132 BX132MA4	485
161	420	0.9	9.0	3770	F312_9.0 S4 ME4LA4	F312_9.0 S4 MX4LA4	476	F312_9.0 P132 BE132MA4	F312_9.0 P132 BX132MA4	477
177	383	1.0	8.2	3680	F312_8.2 S4 ME4LA4	F312_8.2 S4 MX4LA4	476	F312_8.2 P132 BE132MA4	F312_8.2 P132 BX132MA4	477
202	335	2.9	7.2	6900	F512_7.2 S4 ME4LA4	F512_7.2 S4 MX4LA4	484	F512_7.2 P132 BE132MA4	F512_7.2 P132 BX132MA4	485
209	323	1.2	6.9	3520	F312_6.9 S4 ME4LA4	F312_6.9 S4 MX4LA4	476	F312_6.9 P132 BE132MA4	F312_6.9 P132 BX132MA4	477
216	313	2.0	6.7	5140	F412_6.7 S4 ME4LA4	F412_6.7 S4 MX4LA4	480	F412_6.7 P132 BE132MA4	F412_6.7 P132 BX132MA4	481
272	251	2.9	10.8	4880	F412_10.8 S4 ME4LA2		480	F412_10.8 P132 BE132SB2		481
320	213	2.9	9.1	4730	F412_9.1 S4 ME4LA2		480	F412_9.1 P132 BE132SB2		481
435	156	3.3	6.7	4390	F412_6.7 S4 ME4LA2		480	F412_6.7 P132 BE132SB2		481

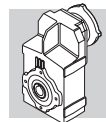
9.2 kW

n ₂ min-1	M ₂ Nm	S	i	R _{n2} N						
					IE2	IE3		IE2	IE3	
5.0	15983	0.9	291.1	55000	F904_291.1 S4 ME4LB4		498	F904_291.1 P132 BE132MB4	F904_291.1 P160 BX160MA4	499
5.4	14753	0.9	268.7	55000	F904_268.7 S4 ME4LB4		498	F904_268.7 P132 BE132MB4	F904_268.7 P160 BX160MA4	499
6.3	12703	1.1	231.4	55000	F904_231.4 S4 ME4LB4		498	F904_231.4 P132 BE132MB4	F904_231.4 P160 BX160MA4	499
6.8	11726	1.2	213.6	55000	F904_213.6 S4 ME4LB4		498	F904_213.6 P132 BE132MB4	F904_213.6 P160 BX160MA4	499
7.5	11014	1.3	194.2	55000	F903_194.2 S4 ME4LB4	F903_194.2 S5 MX5SA4	498	F903_194.2 P132 BE132MB4	F903_194.2 P160 BX160MA4	499
8.1	10167	1.4	179.2	55000	F903_179.2 S4 ME4LB4	F903_179.2 S5 MX5SA4	498	F903_179.2 P132 BE132MB4	F903_179.2 P160 BX160MA4	499
8.9	9237	1.5	162.8	55000	F903_162.8 S4 ME4LB4	F903_162.8 S5 MX5SA4	498	F903_162.8 P132 BE132MB4	F903_162.8 P160 BX160MA4	499
9.0	9090	0.9	160.2	45000	F803_160.2 S4 ME4LB4	F803_160.2 S5 MX5SA4	495	F803_160.2 P132 BE132MB4	F803_160.2 P160 BX160MA4	496
9.6	8527	1.6	150.3	55000	F903_150.3 S4 ME4LB4	F903_150.3 S5 MX5SA4	498	F903_150.3 P132 BE132MB4	F903_150.3 P160 BX160MA4	499
9.8	8390	1.0	147.9	45000	F803_147.9 S4 ME4LB4	F803_147.9 S5 MX5SA4	495	F803_147.9 P132 BE132MB4	F803_147.9 P160 BX160MA4	496
10.6	7791	1.8	137.3	55000	F903_137.3 S4 ME4LB4	F903_137.3 S5 MX5SA4	498	F903_137.3 P132 BE132MB4	F903_137.3 P160 BX160MA4	499
10.9	7528	1.1	132.7	45000	F803_132.7 S4 ME4LB4	F803_132.7 S5 MX5SA4	495	F803_132.7 P132 BE132MB4	F803_132.7 P160 BX160MA4	496
11.4	7192	1.9	126.8	55000	F903_126.8 S4 ME4LB4	F903_126.8 S5 MX5SA4	498	F903_126.8 P132 BE132MB4	F903_126.8 P160 BX160MA4	499
11.8	6949	1.2	122.5	45000	F803_122.5 S4 ME4LB4	F803_122.5 S5 MX5SA4	495	F803_122.5 P132 BE132MB4	F803_122.5 P160 BX160MA4	496
12.7	6453	1.2	113.8	45000	F803_113.8 S4 ME4LB4	F803_113.8 S5 MX5SA4	495	F803_113.8 P132 BE132MB4	F803_113.8 P160 BX160MA4	496


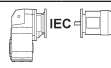
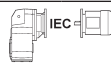



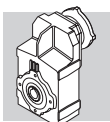
9.2 kW

n ₂ min-1	M ₂ Nm	S	i	R _{n2} N						
					IE2	IE3		IE2	IE3	
13.0	6351	2.2	111.9	55000	F903_111.9 S4 ME4LB4	F903_111.9 S5 MX5SA4	498	F903_111.9 P132 BE132MB4	F903_111.9 P160 BX160MA4	499
13.8	5957	1.3	105.0	45000	F803_105.0 S4 ME4LB4	F803_105.0 S5 MX5SA4	495	F803_105.0 P132 BE132MB4	F803_105.0 P160 BX160MA4	496
14.0	5862	2.4	103.3	55000	F903_103.3 S4 ME4LB4	F903_103.3 S5 MX5SA4	498	F903_103.3 P132 BE132MB4	F903_103.3 P160 BX160MA4	499
15.1	5432	2.6	95.8	55000	F903_95.8 S4 ME4LB4	F903_95.8 S5 MX5SA4	498	F903_95.8 P132 BE132MB4	F903_95.8 P160 BX160MA4	499
15.7	5248	1.0	92.5	35000	F703_92.5 S4 ME4LB4	F703_92.5 S5 MX5SA4	492	F703_92.5 P132 BE132MB4	F703_92.5 P160 BX160MA4	493
15.7	5237	1.5	92.3	45000	F803_92.3 S4 ME4LB4	F803_92.3 S5 MX5SA4	495	F803_92.3 P132 BE132MB4	F803_92.3 P160 BX160MA4	496
16.4	5015	2.8	88.4	55000	F903_88.4 S4 ME4LB4	F903_88.4 S5 MX5SA4	498	F903_88.4 P132 BE132MB4	F903_88.4 P160 BX160MA4	499
17.0	4844	1.0	85.4	35000	F703_85.4 S4 ME4LB4	F703_85.4 S5 MX5SA4	492	F703_85.4 P132 BE132MB4	F703_85.4 P160 BX160MA4	493
17.0	4834	1.7	85.2	45000	F803_85.2 S4 ME4LB4	F803_85.2 S5 MX5SA4	495	F803_85.2 P132 BE132MB4	F803_85.2 P160 BX160MA4	496
18.9	4348	3.2	76.7	55000	F903_76.7 S4 ME4LB4	F903_76.7 S5 MX5SA4	498	F903_76.7 P132 BE132MB4	F903_76.7 P160 BX160MA4	499
19.0	4326	1.8	76.3	44100	F803_76.3 S4 ME4LB4	F803_76.3 S5 MX5SA4	495	F803_76.3 P132 BE132MB4	F803_76.3 P160 BX160MA4	496
19.7	4173	1.2	73.6	35000	F703_73.6 S4 ME4LB4	F703_73.6 S5 MX5SA4	492	F703_73.6 P132 BE132MB4	F703_73.6 P160 BX160MA4	493
20.5	4014	3.5	70.8	55000	F903_70.8 S4 ME4LB4	F903_70.8 S5 MX5SA4	498	F903_70.8 P132 BE132MB4	F903_70.8 P160 BX160MA4	499
20.6	3993	2.0	70.4	43700	F803_70.4 S4 ME4LB4	F803_70.4 S5 MX5SA4	495	F803_70.4 P132 BE132MB4	F803_70.4 P160 BX160MA4	496
21.4	3852	1.3	67.9	34600	F703_67.9 S4 ME4LB4	F703_67.9 S5 MX5SA4	492	F703_67.9 P132 BE132MB4	F703_67.9 P160 BX160MA4	493
23.2	3546	1.4	62.5	34200	F703_62.5 S4 ME4LB4	F703_62.5 S5 MX5SA4	492	F703_62.5 P132 BE132MB4	F703_62.5 P160 BX160MA4	493
23.6	3487	2.3	61.5	42200	F803_61.5 S4 ME4LB4	F803_61.5 S5 MX5SA4	495	F803_61.5 P132 BE132MB4	F803_61.5 P160 BX160MA4	496
25.1	3273	1.5	57.7	33700	F703_57.7 S4 ME4LB4	F703_57.7 S5 MX5SA4	492	F703_57.7 P132 BE132MB4	F703_57.7 P160 BX160MA4	493
25.6	3218	2.5	56.7	41400	F803_56.7 S4 ME4LB4	F803_56.7 S5 MX5SA4	495	F803_56.7 P132 BE132MB4	F803_56.7 P160 BX160MA4	496
28.0	2940	1.0	51.8	20000	F603_51.8 S4 ME4LB4	F603_51.8 S5 MX5SA4	488	F603_51.8 P132 BE132MB4	F603_51.8 P160 BX160MA4	489
29.6	2777	1.8	49.0	32800	F703_49.0 S4 ME4LB4	F703_49.0 S5 MX5SA4	492	F703_49.0 P132 BE132MB4	F703_49.0 P160 BX160MA4	493
30	2714	1.1	47.8	20000	F603_47.8 S4 ME4LB4	F603_47.8 S5 MX5SA4	488	F603_47.8 P132 BE132MB4	F603_47.8 P160 BX160MA4	489
32	2564	2.0	45.2	32300	F703_45.2 S4 ME4LB4	F703_45.2 S5 MX5SA4	492	F703_45.2 P132 BE132MB4	F703_45.2 P160 BX160MA4	493
34	2387	1.2	42.1	20000	F603_42.1 S4 ME4LB4	F603_42.1 S5 MX5SA4	488	F603_42.1 P132 BE132MB4	F603_42.1 P160 BX160MA4	489
37	2204	1.3	38.8	20000	F603_38.8 S4 ME4LB4	F603_38.8 S5 MX5SA4	488	F603_38.8 P132 BE132MB4	F603_38.8 P160 BX160MA4	489
45	1820	1.6	32.1	20000	F603_32.1 S4 ME4LB4	F603_32.1 S5 MX5SA4	488	F603_32.1 P132 BE132MB4	F603_32.1 P160 BX160MA4	489
48	1741	1.0	30.0	8210	F512_30.0 S4 ME4LB4	F512_30.0 S5 MX5SA4	484	F512_30.0 P132 BE132MB4	F512_30.0 P160 BX160MA4	485
49	1680	1.7	29.6	20000	F603_29.6 S4 ME4LB4	F603_29.6 S5 MX5SA4	488	F603_29.6 P132 BE132MB4	F603_29.6 P160 BX160MA4	489
57	1442	1.3	25.4	20000	F603_25.4 S4 ME4LB4	F603_25.4 S5 MX5SA4	488	F603_25.4 P132 BE132MB4	F603_25.4 P160 BX160MA4	489
59	1393	2.9	24.6	28300	F703_24.6 S4 ME4LB4	F703_24.6 S5 MX5SA4	492	F703_24.6 P132 BE132MB4	F703_24.6 P160 BX160MA4	493
61	1379	1.2	23.8	8170	F512_23.8 S4 ME4LB4	F512_23.8 S5 MX5SA4	484	F512_23.8 P132 BE132MB4	F512_23.8 P160 BX160MA4	485
62	1331	1.4	23.5	20000	F603_23.5 S4 ME4LB4	F603_23.5 S5 MX5SA4	488	F603_23.5 P132 BE132MB4	F603_23.5 P160 BX160MA4	489
64	1282	3.4	22.6	27800	F703_22.6 S4 ME4LB4	F703_22.6 S5 MX5SA4	492	F703_22.6 P132 BE132MB4	F703_22.6 P160 BX160MA4	493
69	1184	3.4	20.9	27200	F703_20.9 S4 ME4LB4	F703_20.9 S5 MX5SA4	492	F703_20.9 P132 BE132MB4	F703_20.9 P160 BX160MA4	493
70	1172	1.6	20.7	20000	F603_20.7 S4 ME4LB4	F603_20.7 S5 MX5SA4	488	F603_20.7 P132 BE132MB4	F603_20.7 P160 BX160MA4	489
76	1082	1.8	19.1	20000	F603_19.1 S4 ME4LB4	F603_19.1 S5 MX5SA4	488	F603_19.1 P132 BE132MB4	F603_19.1 P160 BX160MA4	489
77	1095	1.0	18.9	4920	F412_18.9 S4 ME4LB4		480	F412_18.9 P132 BE132MB4		481
77	1091	1.4	18.8	8020	F512_18.8 S4 ME4LB4	F512_18.8 S5 MX5SA4	484	F512_18.8 P132 BE132MB4	F512_18.8 P160 BX160MA4	485
85	992	1.1	17.1	5000	F412_17.1 S4 ME4LB4		480	F412_17.1 P132 BE132MB4		481
92	890	2.1	15.7	20000	F603_15.7 S4 ME4LB4	F603_15.7 S5 MX5SA4	488	F603_15.7 P132 BE132MB4	F603_15.7 P160 BX160MA4	489
99	848	1.2	14.6	5070	F412_14.6 S4 ME4LB4		480	F412_14.6 P132 BE132MB4		481
100	821	2.3	14.5	20000	F603_14.5 S4 ME4LB4	F603_14.5 S5 MX5SA4	488	F603_14.5 P132 BE132MB4	F603_14.5 P160 BX160MA4	489
104	810	1.8	14.0	7700	F512_14.0 S4 ME4LB4	F512_14.0 S5 MX5SA4	484	F512_14.0 P132 BE132MB4	F512_14.0 P160 BX160MA4	485
114	722	2.6	12.7	19700	F603_12.7 S4 ME4LB4	F603_12.7 S5 MX5SA4	488	F603_12.7 P132 BE132MB4	F603_12.7 P160 BX160MA4	489
123	667	2.8	11.8	19300	F603_11.8 S4 ME4LB4	F603_11.8 S5 MX5SA4	488	F603_11.8 P132 BE132MB4	F603_11.8 P160 BX160MA4	489
131	644	2.1	11.1	7400	F512_11.1 S4 ME4LB4	F512_11.1 S5 MX5SA4	484	F512_11.1 P132 BE132MB4	F512_11.1 P160 BX160MA4	485
135	624	1.4	10.8	5080	F412_10.8 S4 ME4LB4		480	F412_10.8 P132 BE132MB4		481
135	623	1.0	10.7	3660	F312_10.7 S4 ME4LB4		476	F312_10.7 P132 BE132MB4		477
149	551	3.5	9.7	18400	F603_9.7 S4 ME4LB4	F603_9.7 S5 MX5SA4	488	F603_9.7 P132 BE132MB4	F603_9.7 P160 BX160MA4	489
159	529	1.3	9.1	5080	F412_9.1 S4 ME4LB4		480	F412_9.1 P132 BE132MB4		481
160	525	2.1	9.1	7040	F512_9.1 S4 ME4LB4	F512_9.1 S5 MX5SA4	484	F512_9.1 P132 BE132MB4	F512_9.1 P160 BX160MA4	485
202	417	2.3	7.2	6700	F512_7.2 S4 ME4LB4	F512_7.2 S5 MX5SA4	484	F512_7.2 P132 BE132MB4	F512_7.2 P160 BX160MA4	485
209	403	1.0	6.9	3450	F312_6.9 S4 ME4LB4		476	F312_6.9 P132 BE132MB4		477
216	390	1.6	6.7	4890	F412_6.7 S4 ME4LB4		480	F412_6.7 P132 BE132MB4		481
263	318	3.4	11.1	6340	F512_11.1 S4 ME4LB2		484	F512_11.1 P132 BE132MB2		485
271	308	2.4	10.8	4680	F412_10.8 S4 ME4LB2		480	F412_10.8 P132 BE132MB2		481
320	261	2.3	9.1	4560	F412_9.1 S4 ME4LB2		480	F412_9.1 P132 BE132MB2		481
323	259	3.5	9.1	5980	F512_9.1 S4 ME4LB2		484	F512_9.1 P132 BE132MB2		485
434	192	2.7	6.7	4270	F412_6.7 S4 ME4LB2		480	F412_6.7 P132 BE132MB2		481



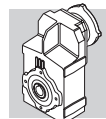
11 kW

n ₂ min-1	M ₂ Nm	S	i	R _{n2} N						
					IE2	IE3		IE2	IE3	
6.4	14994	0.9	231.4	55000	F904_231.4 S5 ME5SA4	F904_231.4 S5 MX5SB4	498	F904_231.4 P160 BE160M4	F904_231.4 P160 BX160MB4	499
6.9	13841	1.0	213.6	55000	F904_213.6 S5 ME5SA4	F904_213.6 S5 MX5SB4	498	F904_213.6 P160 BE160M4	F904_213.6 P160 BX160MB4	499
7.6	13001	1.1	194.2	55000	F903_194.2 S5 ME5SA4	F903_194.2 S5 MX5SB4	498	F903_194.2 P160 BE160M4	F903_194.2 P160 BX160MB4	499
8.2	12001	1.2	179.2	55000	F903_179.2 S5 ME5SA4	F903_179.2 S5 MX5SB4	498	F903_179.2 P160 BE160M4	F903_179.2 P160 BX160MB4	499
9.0	10903	1.3	162.8	55000	F903_162.8 S5 ME5SA4	F903_162.8 S5 MX5SB4	498	F903_162.8 P160 BE160M4	F903_162.8 P160 BX160MB4	499
9.8	10064	1.4	150.3	55000	F903_150.3 S5 ME5SA4	F903_150.3 S5 MX5SB4	498	F903_150.3 P160 BE160M4	F903_150.3 P160 BX160MB4	499
10.7	9196	1.5	137.3	55000	F903_137.3 S5 ME5SA4	F903_137.3 S5 MX5SB4	498	F903_137.3 P160 BE160M4	F903_137.3 P160 BX160MB4	499
11.1	8885	0.9	132.7	45000	F803_132.7 S5 ME5SA4	F803_132.7 S5 MX5SB4	495	F803_132.7 P160 BE160M4	F803_132.7 P160 BX160MB4	496
11.6	8489	1.6	126.8	55000	F903_126.8 S5 ME5SA4	F903_126.8 S5 MX5SB4	498	F903_126.8 P160 BE160M4	F903_126.8 P160 BX160MB4	499
12.0	8202	1.0	122.5	45000	F803_122.5 S5 ME5SA4	F803_122.5 S5 MX5SB4	495	F803_122.5 P160 BE160M4	F803_122.5 P160 BX160MB4	496
12.9	7617	1.1	113.8	45000	F803_113.8 S5 ME5SA4	F803_113.8 S5 MX5SB4	495	F803_113.8 P160 BE160M4	F803_113.8 P160 BX160MB4	496
13.1	7496	1.9	111.9	55000	F903_111.9 S5 ME5SA4	F903_111.9 S5 MX5SB4	498	F903_111.9 P160 BE160M4	F903_111.9 P160 BX160MB4	499
14.0	7031	1.1	105.0	44400	F803_105.0 S5 ME5SA4	F803_105.0 S5 MX5SB4	495	F803_105.0 P160 BE160M4	F803_105.0 P160 BX160MB4	496
14.2	6919	2.0	103.3	55000	F903_103.3 S5 ME5SA4	F903_103.3 S5 MX5SB4	498	F903_103.3 P160 BE160M4	F903_103.3 P160 BX160MB4	499
15.4	6412	2.2	95.8	55000	F903_95.8 S5 ME5SA4	F903_95.8 S5 MX5SB4	498	F903_95.8 P160 BE160M4	F903_95.8 P160 BX160MB4	499
15.9	6181	1.3	92.3	44100	F803_92.3 S5 ME5SA4	F803_92.3 S5 MX5SB4	495	F803_92.3 P160 BE160M4	F803_92.3 P160 BX160MB4	496
16.6	5919	2.4	88.4	55000	F903_88.4 S5 ME5SA4	F903_88.4 S5 MX5SB4	498	F903_88.4 P160 BE160M4	F903_88.4 P160 BX160MB4	499
17.3	5705	1.4	85.2	44000	F803_85.2 S5 ME5SA4	F803_85.2 S5 MX5SB4	495	F803_85.2 P160 BE160M4	F803_85.2 P160 BX160MB4	496
19.2	5132	2.7	76.7	55000	F903_76.7 S5 ME5SA4	F903_76.7 S5 MX5SB4	498	F903_76.7 P160 BE160M4	F903_76.7 P160 BX160MB4	499
19.3	5106	1.6	76.3	42800	F803_76.3 S5 ME5SA4	F803_76.3 S5 MX5SB4	495	F803_76.3 P160 BE160M4	F803_76.3 P160 BX160MB4	496
20.0	4925	1.0	73.6	33500	F703_73.6 S5 ME5SA4	F703_73.6 S5 MX5SB4	492	F703_73.6 P160 BE160M4	F703_73.6 P160 BX160MB4	493
20.8	4738	3.0	70.8	55000	F903_70.8 S5 ME5SA4	F903_70.8 S5 MX5SB4	498	F903_70.8 P160 BE160M4	F903_70.8 P160 BX160MB4	499
20.9	4713	1.7	70.4	42500	F803_70.4 S5 ME5SA4	F803_70.4 S5 MX5SB4	495	F803_70.4 P160 BE160M4	F803_70.4 P160 BX160MB4	496
21.6	4547	1.1	67.9	33100	F703_67.9 S5 ME5SA4	F703_67.9 S5 MX5SB4	492	F703_67.9 P160 BE160M4	F703_67.9 P160 BX160MB4	493
23.5	4185	1.2	62.5	32900	F703_62.5 S5 ME5SA4	F703_62.5 S5 MX5SB4	492	F703_62.5 P160 BE160M4	F703_62.5 P160 BX160MB4	493
23.7	4158	3.4	62.1	55000				F903_62.1 P160 BE160M4	F903_62.1 P160 BX160MB4	499
23.9	4115	1.9	61.5	41100	F803_61.5 S5 ME5SA4	F803_61.5 S5 MX5SB4	495	F803_61.5 P160 BE160M4	F803_61.5 P160 BX160MB4	496
25.5	3863	1.3	57.7	32500	F703_57.7 S5 ME5SA4	F703_57.7 S5 MX5SB4	492	F703_57.7 P160 BE160M4	F703_57.7 P160 BX160MB4	493
25.9	3799	2.1	56.7	40800	F803_56.7 S5 ME5SA4	F803_56.7 S5 MX5SB4	495	F803_56.7 P160 BE160M4	F803_56.7 P160 BX160MB4	496
29.9	3288	2.4	49.1	39100				F803_49.1 P160 BE160M4	F803_49.1 P160 BX160MB4	496
30	3278	1.5	49.0	31800	F703_49.0 S5 ME5SA4	F703_49.0 S5 MX5SB4	492	F703_49.0 P160 BE160M4	F703_49.0 P160 BX160MB4	493
31	3203	0.9	47.8	20000	F603_47.8 S5 ME5SA4	F603_47.8 S5 MX5SB4	488	F603_47.8 P160 BE160M4	F603_47.8 P160 BX160MB4	489
32	3035	2.6	45.3	38900				F803_45.3 P160 BE160M4	F803_45.3 P160 BX160MB4	496
33	3026	1.7	45.2	31300	F703_45.2 S5 ME5SA4	F703_45.2 S5 MX5SB4	492	F703_45.2 P160 BE160M4	F703_45.2 P160 BX160MB4	493
35	2818	1.0	42.1	20000	F603_42.1 S5 ME5SA4	F603_42.1 S5 MX5SB4	488	F603_42.1 P160 BE160M4	F603_42.1 P160 BX160MB4	489
38	2611	3.1	39.0	36400				F803_39.0 P160 BE160M4	F803_39.0 P160 BX160MB4	496
38	2601	1.1	38.8	20000	F603_38.8 S5 ME5SA4	F603_38.8 S5 MX5SB4	488	F603_38.8 P160 BE160M4	F603_38.8 P160 BX160MB4	489
38	2571	1.9	38.4	30200				F703_38.4 P160 BE160M4	F703_38.4 P160 BX160MB4	493
41	2411	3.3	36.0	35600				F803_36.0 P160 BE160M4	F803_36.0 P160 BX160MB4	496
41	2373	2.1	35.4	29600				F703_35.4 P160 BE160M4	F703_35.4 P160 BX160MB4	493
46	2148	1.3	32.1	20000	F603_32.1 S5 ME5SA4	F603_32.1 S5 MX5SB4	488	F603_32.1 P160 BE160M4	F603_32.1 P160 BX160MB4	489
49	2009	2.5	30.0	29000				F703_30.0 P160 BE160M4	F703_30.0 P160 BX160MB4	493
50	1983	1.5	29.6	20000	F603_29.6 S5 ME5SA4	F603_29.6 S5 MX5SB4	488	F603_29.6 P160 BE160M4	F603_29.6 P160 BX160MB4	489
53	1854	2.5	27.7	28300				F703_27.7 P160 BE160M4	F703_27.7 P160 BX160MB4	493
58	1702	1.1	25.4	20000	F603_25.4 S5 ME5SA4	F603_25.4 S5 MX5SB4	488	F603_25.4 P160 BE160M4	F603_25.4 P160 BX160MB4	489
60	1644	2.4	24.6	27800	F703_24.6 S5 ME5SA4	F703_24.6 S5 MX5SB4	492	F703_24.6 P160 BE160M4	F703_24.6 P160 BX160MB4	493
62	1628	1.0	23.8	7500	F512_23.8 S5 ME5SA4	F512_23.8 S5 MX5SB4	484	F512_23.8 P160 BE160M4	F512_23.8 P160 BX160MB4	485
63	1571	1.2	23.5	20000	F603_23.5 S5 ME5SA4	F603_23.5 S5 MX5SB4	488	F603_23.5 P160 BE160M4	F603_23.5 P160 BX160MB4	489
65	1514	2.9	22.6	27300	F703_22.6 S5 ME5SA4	F703_22.6 S5 MX5SB4	492	F703_22.6 P160 BE160M4	F703_22.6 P160 BX160MB4	493
70	1397	2.9	20.9	26800	F703_20.9 S5 ME5SA4	F703_20.9 S5 MX5SB4	492	F703_20.9 P160 BE160M4	F703_20.9 P160 BX160MB4	493
71	1383	1.4	20.7	20000	F603_20.7 S5 ME5SA4	F603_20.7 S5 MX5SB4	488	F603_20.7 P160 BE160M4	F603_20.7 P160 BX160MB4	489
77	1277	1.5	19.1	20000	F603_19.1 S5 ME5SA4	F603_19.1 S5 MX5SB4	488	F603_19.1 P160 BE160M4	F603_19.1 P160 BX160MB4	489
78	1287	1.2	18.8	7490	F512_18.8 S5 ME5SA4	F512_18.8 S5 MX5SB4	484	F512_18.8 P160 BE160M4	F512_18.8 P160 BX160MB4	485
94	1050	1.8	15.7	20000	F603_15.7 S5 ME5SA4	F603_15.7 S5 MX5SB4	488	F603_15.7 P160 BE160M4	F603_15.7 P160 BX160MB4	489
102	969	2.0	14.5	20000	F603_14.5 S5 ME5SA4	F603_14.5 S5 MX5SB4	488	F603_14.5 P160 BE160M4	F603_14.5 P160 BX160MB4	489
105	956	1.5	14.0	7310	F512_14.0 S5 ME5SA4	F512_14.0 S5 MX5SB4	484	F512_14.0 P160 BE160M4	F512_14.0 P160 BX160MB4	485
115	853	2.2	12.7	19400	F603_12.7 S5 ME5SA4	F603_12.7 S5 MX5SB4	488	F603_12.7 P160 BE160M4	F603_12.7 P160 BX160MB4	489
125	787	2.4	11.8	19000	F603_11.8 S5 ME5SA4	F603_11.8 S5 MX5SB4	488	F603_11.8 P160 BE160M4	F603_11.8 P160 BX160MB4	489
132	760	1.8	11.1	7090	F512_11.1 S5 ME5SA4	F512_11.1 S5 MX5SB4	484	F512_11.1 P160 BE160M4	F512_11.1 P160 BX160MB4	485
151	650	2.9	9.7	18200	F603_9.7 S5 ME5SA4	F603_9.7 S5 MX5SB4	488	F603_9.7 P160 BE160M4	F603_9.7 P160 BX160MB4	489
162	619	1.8	9.1	6770	F512_9.1 S5 ME5SA4	F512_9.1 S5 MX5SB4	484	F512_9.1 P160 BE160M4	F512_9.1 P160 BX160MB4	485
164	600	3.2	9.0	17800	F603_9.0 S5 ME5SA4	F603_9.0 S5 MX5SB4	488	F603_9.0 P160 BE160M4	F603_9.0 P160 BX160MB4	489
204	492	2.0	7.2	6490	F512_7.2 S5 ME5SA4	F512_7.2 S5 MX5SB4	484	F512_7.2 P160 BE160M4	F512_7.2 P160 BX160MB4	485
265	377	2.9	11.1	6170	F512_11.1 S5 ME5SA2		484	F512_11.1 P160 BE160MA2		485
325	307	2.9	9.1	5840	F512_9.1 S5 ME5SA2		484	F512_9.1 P160 BE160MA2		485
409	244	3.3	7.2	5510	F512_7.2 S5 ME5SA2		484	F512_7.2 P160 BE160MA2		485


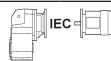
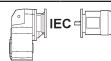


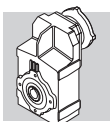
15 kW

n ₂ min-1	M ₂ Nm	S	i	R _{n2} N						
					IE2	IE3		IE2	IE3	
9.0	14840	0.9	162.8	55000	F903_162.8 S5 ME5LA4	F903_162.8 S5 MX5LA4	498	F903_162.8 P160 BE160L4	F903_162.8 P160 BX160L4	499
9.8	13699	1.0	150.3	55000	F903_150.3 S5 ME5LA4	F903_150.3 S5 MX5LA4	498	F903_150.3 P160 BE160L4	F903_150.3 P160 BX160L4	499
10.7	12517	1.1	137.3	55000	F903_137.3 S5 ME5LA4	F903_137.3 S5 MX5LA4	498	F903_137.3 P160 BE160L4	F903_137.3 P160 BX160L4	499
11.6	11554	1.2	126.8	55000	F903_126.8 S5 ME5LA4	F903_126.8 S5 MX5LA4	498	F903_126.8 P160 BE160L4	F903_126.8 P160 BX160L4	499
13.1	10203	1.4	111.9	55000	F903_111.9 S5 ME5LA4	F903_111.9 S5 MX5LA4	498	F903_111.9 P160 BE160L4	F903_111.9 P160 BX160L4	499
14.2	9418	1.5	103.3	55000	F903_103.3 S5 ME5LA4	F903_103.3 S5 MX5LA4	498	F903_103.3 P160 BE160L4	F903_103.3 P160 BX160L4	499
15.4	8728	1.6	95.8	55000	F903_95.8 S5 ME5LA4	F903_95.8 S5 MX5LA4	498	F903_95.8 P160 BE160L4	F903_95.8 P160 BX160L4	499
15.9	8413	1.0	92.3	41300	F803_92.3 S5 ME5LA4	F803_92.3 S5 MX5LA4	495	F803_92.3 P160 BE160L4	F803_92.3 P160 BX160L4	496
16.6	8056	1.7	88.4	55000	F903_88.4 S5 ME5LA4	F903_88.4 S5 MX5LA4	498	F903_88.4 P160 BE160L4	F903_88.4 P160 BX160L4	499
17.3	7766	1.0	85.2	40800	F803_85.2 S5 ME5LA4	F803_85.2 S5 MX5LA4	495	F803_85.2 P160 BE160L4	F803_85.2 P160 BX160L4	496
19.2	6986	2.0	76.7	55000	F903_76.7 S5 ME5LA4	F903_76.7 S5 MX5LA4	498	F903_76.7 P160 BE160L4	F903_76.7 P160 BX160L4	499
19.3	6949	1.2	76.3	40500	F803_76.3 S5 ME5LA4	F803_76.3 S5 MX5LA4	495	F803_76.3 P160 BE160L4	F803_76.3 P160 BX160L4	496
20.8	6449	2.2	70.8	55000	F903_70.8 S5 ME5LA4	F903_70.8 S5 MX5LA4	498	F903_70.8 P160 BE160L4	F903_70.8 P160 BX160L4	499
20.9	6415	1.2	70.4	39900	F803_70.4 S5 ME5LA4	F803_70.4 S5 MX5LA4	495	F803_70.4 P160 BE160L4	F803_70.4 P160 BX160L4	496
23.5	5696	0.9	62.5	31300	F703_62.5 S5 ME5LA4	F703_62.5 S5 MX5LA4	492	F703_62.5 P160 BE160L4	F703_62.5 P160 BX160L4	493
23.7	5660	2.5	62.1	55000				F903_62.1 P160 BE160L4	F903_62.1 P160 BX160L4	499
23.9	5601	1.4	61.5	38700	F803_61.5 S5 ME5LA4	F803_61.5 S5 MX5LA4	495	F803_61.5 P160 BE160L4	F803_61.5 P160 BX160L4	496
25.5	5258	1.0	57.7	29700	F703_57.7 S5 ME5LA4	F703_57.7 S5 MX5LA4	492	F703_57.7 P160 BE160L4	F703_57.7 P160 BX160L4	493
25.6	5224	2.7	57.3	55000				F903_57.3 P160 BE160L4	F903_57.3 P160 BX160L4	499
25.9	5170	1.5	56.7	38600	F803_56.7 S5 ME5LA4	F803_56.7 S5 MX5LA4	495	F803_56.7 P160 BE160L4	F803_56.7 P160 BX160L4	496
29.5	4548	3.1	49.9	54400				F903_49.9 P160 BE160L4	F903_49.9 P160 BX160L4	499
29.9	4476	1.8	49.1	37800				F803_49.1 P160 BE160L4	F803_49.1 P160 BX160L4	496
30	4462	1.1	49.0	29400	F703_49.0 S5 ME5LA4	F703_49.0 S5 MX5LA4	492	F703_49.0 P160 BE160L4	F703_49.0 P160 BX160L4	493
32	4198	3.3	46.1	53500				F903_46.1 P160 BE160L4	F903_46.1 P160 BX160L4	499
32	4131	1.9	45.3	37200				F803_45.3 P160 BE160L4	F803_45.3 P160 BX160L4	496
33	4119	1.2	45.2	29100	F703_45.2 S5 ME5LA4	F703_45.2 S5 MX5LA4	492	F703_45.2 P160 BE160L4	F703_45.2 P160 BX160L4	493
38	3554	2.3	39.0	35800				F803_39.0 P160 BE160L4	F803_39.0 P160 BX160L4	496
38	3499	1.4	38.4	28600				F703_38.4 P160 BE160L4	F703_38.4 P160 BX160L4	493
41	3281	2.4	36.0	35200				F803_36.0 P160 BE160L4	F803_36.0 P160 BX160L4	496
41	3230	1.5	35.4	28200				F703_35.4 P160 BE160L4	F703_35.4 P160 BX160L4	493
46	2924	1.0	32.1	20000	F603_32.1 S5 ME5LA4	F603_32.1 S5 MX5LA4	488	F603_32.1 P160 BE160L4	F603_32.1 P160 BX160L4	489
49	2734	1.8	30.0	27700				F703_30.0 P160 BE160L4	F703_30.0 P160 BX160L4	493
50	2699	1.1	29.6	20000	F603_29.6 S5 ME5LA4	F603_29.6 S5 MX5LA4	488	F603_29.6 P160 BE160L4	F603_29.6 P160 BX160L4	489
53	2524	1.9	27.7	27100				F703_27.7 P160 BE160L4	F703_27.7 P160 BX160L4	493
58	2299	2.7	25.2	32900	F803_25.2 S5 ME5LA4	F803_25.2 S5 MX5LA4	495	F803_25.2 P160 BE160L4	F803_25.2 P160 BX160L4	496
60	2238	1.8	24.6	26500	F703_24.6 S5 ME5LA4	F703_24.6 S5 MX5LA4	492	F703_24.6 P160 BE160L4	F703_24.6 P160 BX160L4	493
63	2138	0.9	23.5	20000	F603_23.5 S5 ME5LA4	F603_23.5 S5 MX5LA4	488	F603_23.5 P160 BE160L4	F603_23.5 P160 BX160L4	489
65	2060	2.1	22.6	26200	F703_22.6 S5 ME5LA4	F703_22.6 S5 MX5LA4	492	F703_22.6 P160 BE160L4	F703_22.6 P160 BX160L4	493
67	2008	3.3	22.0	31900	F803_22.0 S5 ME5LA4	F803_22.0 S5 MX5LA4	495	F803_22.0 P160 BE160L4	F803_22.0 P160 BX160L4	496
70	1902	2.1	20.9	25700	F703_20.9 S5 ME5LA4	F703_20.9 S5 MX5LA4	492	F703_20.9 P160 BE160L4	F703_20.9 P160 BX160L4	493
71	1883	1.0	20.7	20000	F603_20.7 S5 ME5LA4	F603_20.7 S5 MX5LA4	488	F603_20.7 P160 BE160L4	F603_20.7 P160 BX160L4	489
72	1853	3.3	20.3	31300	F803_20.3 S5 ME5LA4	F803_20.3 S5 MX5LA4	495	F803_20.3 P160 BE160L4	F803_20.3 P160 BX160L4	496
77	1738	1.1	19.1	20000	F603_19.1 S5 ME5LA4	F603_19.1 S5 MX5LA4	488	F603_19.1 P160 BE160L4	F603_19.1 P160 BX160L4	489
78	1752	0.9	18.8	6800	F512_18.8 S5 ME5LA4	F512_18.8 S5 MX5LA4	484	F512_18.8 P160 BE160L4	F512_18.8 P160 BX160L4	485
83	1614	2.7	17.7	24900	F703_17.7 S5 ME5LA4	F703_17.7 S5 MX5LA4	492	F703_17.7 P160 BE160L4	F703_17.7 P160 BX160L4	493
90	1490	2.7	16.3	24400	F703_16.3 S5 ME5LA4	F703_16.3 S5 MX5LA4	492	F703_16.3 P160 BE160L4	F703_16.3 P160 BX160L4	493
94	1429	1.3	15.7	19600	F603_15.7 S5 ME5LA4	F603_15.7 S5 MX5LA4	488	F603_15.7 P160 BE160L4	F603_15.7 P160 BX160L4	489
102	1319	1.4	14.5	19200	F603_14.5 S5 ME5LA4	F603_14.5 S5 MX5LA4	488	F603_14.5 P160 BE160L4	F603_14.5 P160 BX160L4	489
105	1301	1.1	14.0	6450	F512_14.0 S5 ME5LA4	F512_14.0 S5 MX5LA4	484	F512_14.0 P160 BE160L4	F512_14.0 P160 BX160L4	485
106	1266	3.1	13.9	23600	F703_13.9 S5 ME5LA4	F703_13.9 S5 MX5LA4	492	F703_13.9 P160 BE160L4	F703_13.9 P160 BX160L4	493
115	1168	3.1	12.8	23100	F703_12.8 S5 ME5LA4	F703_12.8 S5 MX5LA4	492	F703_12.8 P160 BE160L4	F703_12.8 P160 BX160L4	493
115	1160	1.6	12.7	18800	F603_12.7 S5 ME5LA4	F603_12.7 S5 MX5LA4	488	F603_12.7 P160 BE160L4	F603_12.7 P160 BX160L4	489
125	1071	1.8	11.8	18400	F603_11.8 S5 ME5LA4	F603_11.8 S5 MX5LA4	488	F603_11.8 P160 BE160L4	F603_11.8 P160 BX160L4	489
132	1034	1.3	11.1	6000	F512_11.1 S5 ME5LA4	F512_11.1 S5 MX5LA4	484	F512_11.1 P160 BE160L4	F512_11.1 P160 BX160L4	485
135	989	3.5	10.9	22300	F703_10.9 S5 ME5LA4	F703_10.9 S5 MX5LA4	492	F703_10.9 P160 BE160L4	F703_10.9 P160 BX160L4	493
147	913	3.5	10.0	21800	F703_10.0 S5 ME5LA4	F703_10.0 S5 MX5LA4	492	F703_10.0 P160 BE160L4	F703_10.0 P160 BX160L4	493
151	885	2.1	9.7	17700	F603_9.7 S5 ME5LA4	F603_9.7 S5 MX5LA4	488	F603_9.7 P160 BE160L4	F603_9.7 P160 BX160L4	489
162	843	1.3	9.1	5800	F512_9.1 S5 ME5LA4	F512_9.1 S5 MX5LA4	484	F512_9.1 P160 BE160L4	F512_9.1 P160 BX160L4	485
164	817	2.3	9.0	17300	F603_9.0 S5 ME5LA4	F603_9.0 S5 MX5LA4	488	F603_9.0 P160 BE160L4	F603_9.0 P160 BX160L4	489
204	670	1.5	7.2	5640	F512_7.2 S5 ME5LA4	F512_7.2 S5 MX5LA4	484	F512_7.2 P160 BE160L4	F512_7.2 P160 BX160L4	485



18.5 kW

n ₂ min-1	M ₂ Nm	S	i	R _{n2} N					
					IE2	IE3		IE2	IE3
10.7	15327	0.9	137.3	55000			F903_137.3 P180 BE180M4	F903_137.3 P180 BX180M4	499
11.6	14148	1.0	126.8	55000			F903_126.8 P180 BE180M4	F903_126.8 P180 BX180M4	499
13.1	12493	1.1	111.9	55000			F903_111.9 P180 BE180M4	F903_111.9 P180 BX180M4	499
14.2	11532	1.2	103.3	55000			F903_103.3 P180 BE180M4	F903_103.3 P180 BX180M4	499
15.4	10687	1.3	95.8	55000			F903_95.8 P180 BE180M4	F903_95.8 P180 BX180M4	499
16.6	9865	1.4	88.4	55000			F903_88.4 P180 BE180M4	F903_88.4 P180 BX180M4	499
19.2	8554	1.6	76.7	55000			F903_76.7 P180 BE180M4	F903_76.7 P180 BX180M4	499
19.3	8510	0.9	76.3	38100			F803_76.3 P180 BE180M4	F803_76.3 P180 BX180M4	496
20.8	7896	1.8	70.8	55000			F903_70.8 P180 BE180M4	F903_70.8 P180 BX180M4	499
20.9	7855	1.0	70.4	37600			F803_70.4 P180 BE180M4	F803_70.4 P180 BX180M4	496
23.7	6930	2.0	62.1	55000			F903_62.1 P180 BE180M4	F903_62.1 P180 BX180M4	499
23.9	6859	1.2	61.5	37400			F803_61.5 P180 BE180M4	F803_61.5 P180 BX180M4	496
25.6	6397	2.2	57.3	55000			F903_57.3 P180 BE180M4	F903_57.3 P180 BX180M4	499
25.9	6331	1.3	56.7	36800			F803_56.7 P180 BE180M4	F803_56.7 P180 BX180M4	496
29.5	5568	2.5	49.9	55000			F903_49.9 P180 BE180M4	F903_49.9 P180 BX180M4	499
29.9	5480	1.5	49.1	35800			F803_49.1 P180 BE180M4	F803_49.1 P180 BX180M4	496
30	5464	0.9	49.0	27400			F703_49.0 P180 BE180M4	F703_49.0 P180 BX180M4	493
32	5140	2.7	46.1	55000			F903_46.1 P180 BE180M4	F903_46.1 P180 BX180M4	499
32	5059	1.6	45.3	35700			F803_45.3 P180 BE180M4	F803_45.3 P180 BX180M4	496
33	5043	1.0	45.2	27200			F703_45.2 P180 BE180M4	F703_45.2 P180 BX180M4	493
36	4520	3.1	40.5	52300			F903_40.5 P180 BE180M4	F903_40.5 P180 BX180M4	499
38	4352	1.8	39.0	35000			F803_39.0 P180 BE180M4	F803_39.0 P180 BX180M4	496
38	4285	1.2	38.4	27000			F703_38.4 P180 BE180M4	F703_38.4 P180 BX180M4	493
39	4172	3.2	37.4	51400			F903_37.4 P180 BE180M4	F903_37.4 P180 BX180M4	499
41	4018	2.0	36.0	34400			F803_36.0 P180 BE180M4	F803_36.0 P180 BX180M4	496
41	3955	1.3	35.4	26700			F703_35.4 P180 BE180M4	F703_35.4 P180 BX180M4	493
47	3488	2.3	31.3	33400			F803_31.3 P180 BE180M4	F803_31.3 P180 BX180M4	496
49	3348	1.5	30.0	26500			F703_30.0 P180 BE180M4	F703_30.0 P180 BX180M4	493
51	3219	2.5	28.8	33000			F803_28.8 P180 BE180M4	F803_28.8 P180 BX180M4	496
53	3090	1.5	27.7	26000			F703_27.7 P180 BE180M4	F703_27.7 P180 BX180M4	493
58	2815	2.2	25.2	32100			F803_25.2 P180 BE180M4	F803_25.2 P180 BX180M4	496
60	2741	1.5	24.6	25500			F703_24.6 P180 BE180M4	F703_24.6 P180 BX180M4	493
65	2523	1.7	22.6	25200			F703_22.6 P180 BE180M4	F703_22.6 P180 BX180M4	493
67	2458	2.7	22.0	31300			F803_22.0 P180 BE180M4	F803_22.0 P180 BX180M4	496
70	2329	1.7	20.9	24900			F703_20.9 P180 BE180M4	F703_20.9 P180 BX180M4	493
72	2269	2.7	20.3	30600			F803_20.3 P180 BE180M4	F803_20.3 P180 BX180M4	496
77	2128	0.9	19.1	19200			F603_19.1 P180 BE180M4	F603_19.1 P180 BX180M4	489
83	1976	2.2	17.7	24200			F703_17.7 P180 BE180M4	F703_17.7 P180 BX180M4	493
84	1964	3.4	17.6	29700			F803_17.6 P180 BE180M4	F803_17.6 P180 BX180M4	496
90	1824	2.2	16.3	23800			F703_16.3 P180 BE180M4	F703_16.3 P180 BX180M4	493
90	1813	3.4	16.2	29100			F803_16.2 P180 BE180M4	F803_16.2 P180 BX180M4	496
94	1750	1.1	15.7	18700			F603_15.7 P180 BE180M4	F603_15.7 P180 BX180M4	489
102	1615	1.2	14.5	18600			F603_14.5 P180 BE180M4	F603_14.5 P180 BX180M4	489
106	1550	2.5	13.9	23000			F703_13.9 P180 BE180M4	F703_13.9 P180 BX180M4	493
115	1430	2.5	12.8	22600			F703_12.8 P180 BE180M4	F703_12.8 P180 BX180M4	493
115	1421	1.3	12.7	18300			F603_12.7 P180 BE180M4	F603_12.7 P180 BX180M4	489
125	1312	1.4	11.8	17900			F603_11.8 P180 BE180M4	F603_11.8 P180 BX180M4	489
132	1267	1.1	11.1	5800			F512_11.1 P180 BE180M4	F512_11.1 P180 BX180M4	485
135	1211	2.8	10.9	21800			F703_10.9 P180 BE180M4	F703_10.9 P180 BX180M4	493
147	1118	2.9	10.0	21400			F703_10.0 P180 BE180M4	F703_10.0 P180 BX180M4	493
151	1083	1.8	9.7	17300			F603_9.7 P180 BE180M4	F603_9.7 P180 BX180M4	489
162	1032	1.1	9.1	5630			F512_9.1 P180 BE180M4	F512_9.1 P180 BX180M4	485
164	1000	1.9	9.0	16900			F603_9.0 P180 BE180M4	F603_9.0 P180 BX180M4	489
204	820	1.2	7.2	5400			F512_7.2 P180 BE180M4	F512_7.2 P180 BX180M4	485



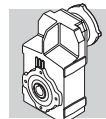
22 kW

n ₂ min-1	M ₂ Nm	S	i	R _{n2} N					
					IE2	IE3	IE2	IE3	
13.1	14888	0.9	111.9	55000			F903_111.9 P180 BE180L4	F903_111.9 P180 BX180L4	499
14.2	13743	1.0	103.3	55000			F903_103.3 P180 BE180L4	F903_103.3 P180 BX180L4	499
15.4	12735	1.1	95.8	55000			F903_95.8 P180 BE180L4	F903_95.8 P180 BX180L4	499
16.6	11755	1.2	88.4	55000			F903_88.4 P180 BE180L4	F903_88.4 P180 BX180L4	499
19.2	10194	1.4	76.7	55000			F903_76.7 P180 BE180L4	F903_76.7 P180 BX180L4	499
20.8	9410	1.5	70.8	55000			F903_70.8 P180 BE180L4	F903_70.8 P180 BX180L4	499
23.7	8259	1.7	62.1	55000			F903_62.1 P180 BE180L4	F903_62.1 P180 BX180L4	499
23.9	8173	1.0	61.5	35400			F803_61.5 P180 BE180L4	F803_61.5 P180 BX180L4	496
25.6	7623	1.8	57.3	55000			F903_57.3 P180 BE180L4	F903_57.3 P180 BX180L4	499
25.9	7545	1.1	56.7	35000			F803_56.7 P180 BE180L4	F803_56.7 P180 BX180L4	496
29.5	6636	2.1	49.9	54400			F903_49.9 P180 BE180L4	F903_49.9 P180 BX180L4	499
29.9	6531	1.2	49.1	34100			F803_49.1 P180 BE180L4	F803_49.1 P180 BX180L4	496
32	6125	2.3	46.1	53500			F903_46.1 P180 BE180L4	F903_46.1 P180 BX180L4	499
32	6028	1.3	45.3	34300			F803_45.3 P180 BE180L4	F803_45.3 P180 BX180L4	496
36	5386	2.6	40.5	52300			F903_40.5 P180 BE180L4	F903_40.5 P180 BX180L4	499
38	5187	1.5	39.0	33300			F803_39.0 P180 BE180L4	F803_39.0 P180 BX180L4	496
38	5106	1.0	38.4	25400			F703_38.4 P180 BE180L4	F703_38.4 P180 BX180L4	493
39	4972	2.7	37.4	51400			F903_37.4 P180 BE180L4	F903_37.4 P180 BX180L4	499
41	4788	1.7	36.0	33200			F803_36.0 P180 BE180L4	F803_36.0 P180 BX180L4	496
41	4713	1.1	35.4	25300			F703_35.4 P180 BE180L4	F703_35.4 P180 BX180L4	493
47	4156	1.9	31.3	32600			F803_31.3 P180 BE180L4	F803_31.3 P180 BX180L4	496
47	4122	3.2	31.0	49500			F903_31.0 P180 BE180L4	F903_31.0 P180 BX180L4	499
49	3990	1.3	30.0	25100			F703_30.0 P180 BE180L4	F703_30.0 P180 BX180L4	493
51	3836	2.1	28.8	32000			F803_28.8 P180 BE180L4	F803_28.8 P180 BX180L4	496
51	3805	3.2	28.6	48600			F903_28.6 P180 BE180L4	F903_28.6 P180 BX180L4	499
53	3683	1.3	27.7	24800			F703_27.7 P180 BE180L4	F703_27.7 P180 BX180L4	493
58	3355	1.8	25.2	31300			F803_25.2 P180 BE180L4	F803_25.2 P180 BX180L4	496
60	3266	1.2	24.6	24500			F703_24.6 P180 BE180L4	F703_24.6 P180 BX180L4	493
65	3006	1.4	22.6	24300			F703_22.6 P180 BE180L4	F703_22.6 P180 BX180L4	493
67	2929	2.3	22.0	30200			F803_22.0 P180 BE180L4	F803_22.0 P180 BX180L4	496
70	2775	1.4	20.9	24000			F703_20.9 P180 BE180L4	F703_20.9 P180 BX180L4	493
72	2704	2.3	20.3	29900			F803_20.3 P180 BE180L4	F803_20.3 P180 BX180L4	496
83	2355	1.9	17.7	23400			F703_17.7 P180 BE180L4	F703_17.7 P180 BX180L4	493
84	2341	2.9	17.6	29100			F803_17.6 P180 BE180L4	F803_17.6 P180 BX180L4	496
90	2174	1.8	16.3	23100			F703_16.3 P180 BE180L4	F703_16.3 P180 BX180L4	493
90	2161	2.9	16.2	28500			F803_16.2 P180 BE180L4	F803_16.2 P180 BX180L4	496
94	2085	0.9	15.7	18200			F603_15.7 P180 BE180L4	F603_15.7 P180 BX180L4	489
102	1925	1.0	14.5	18000			F603_14.5 P180 BE180L4	F603_14.5 P180 BX180L4	489
106	1847	2.1	13.9	22400			F703_13.9 P180 BE180L4	F703_13.9 P180 BX180L4	493
115	1705	2.1	12.8	22100			F703_12.8 P180 BE180L4	F703_12.8 P180 BX180L4	493
115	1693	1.1	12.7	17700			F603_12.7 P180 BE180L4	F603_12.7 P180 BX180L4	489
125	1563	1.2	11.8	17400			F603_11.8 P180 BE180L4	F603_11.8 P180 BX180L4	489
135	1443	2.4	10.9	21400			F703_10.9 P180 BE180L4	F703_10.9 P180 BX180L4	493
147	1332	2.4	10.0	21000			F703_10.0 P180 BE180L4	F703_10.0 P180 BX180L4	493
151	1291	1.5	9.7	16900			F603_9.7 P180 BE180L4	F603_9.7 P180 BX180L4	489
164	1192	1.6	9.0	16500			F603_9.0 P180 BE180L4	F603_9.0 P180 BX180L4	489
204	977	1.0	7.2	5250			F512_7.2 P180 BE180L4	F512_7.2 P180 BX180L4	485



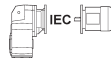

30 kW

n ₂ min-1	M ₂ Nm	S	i	R _{n2} N					
					IE...		IE2*	IE3	
16.6	16022	0.9	88.4	52200			F903_88.4 P200 IEC200L4	F903_88.4 P200 BX200LA4	499
19.2	13893	1.0	76.7	52400			F903_76.7 P200 IEC200L4	F903_76.7 P200 BX200LA4	499
20.8	12825	1.1	70.8	52100			F903_70.8 P200 IEC200L4	F903_70.8 P200 BX200LA4	499
23.7	11256	1.2	62.1	51800			F903_62.1 P200 IEC200L4	F903_62.1 P200 BX200LA4	499
25.6	10390	1.3	57.3	51400			F903_57.3 P200 IEC200L4	F903_57.3 P200 BX200LA4	499





***I dati tecnici riportati sono da considerarsi indicativi, le configurazioni dovrebbero trovare riscontro presso i produttori dei motori elettrici per le potenze superiori ai 22 kW.**



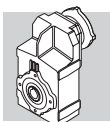
30 kW

n ₂ min ⁻¹	M ₂ Nm	S	i	R _{n2} N					
							IE2*	IE3	
29.5	9044	1.5	49.9	50800			F903_49.9 P200 IEC200L4	F903_49.9 P200 BX200LA4	499
32	8348	1.7	46.1	50200			F903_46.1 P200 IEC200L4	F903_46.1 P200 BX200LA4	499
32	8216	1.0	45.3	30900			F803_45.3 P200 IEC200L4	F803_45.3 P200 BX200LA4	496
36	7341	1.9	40.5	49400			F903_40.5 P200 IEC200L4	F903_40.5 P200 BX200LA4	499
38	7069	1.1	39.0	31000			F803_39.0 P200 IEC200L4	F803_39.0 P200 BX200LA4	496
39	6776	2.0	37.4	48700			F903_37.4 P200 IEC200L4	F903_37.4 P200 BX200LA4	499
41	6525	1.2	36.0	30600			F803_36.0 P200 IEC200L4	F803_36.0 P200 BX200LA4	496
47	5664	1.4	31.3	29900			F803_31.3 P200 IEC200L4	F803_31.3 P200 BX200LA4	496
47	5618	2.3	31.0	47300			F903_31.0 P200 IEC200L4	F903_31.0 P200 BX200LA4	499
49	5438	0.9	30.0	22300			F703_30.0 P200 IEC200L4	F703_30.0 P200 BX200LA4	493
51	5229	1.5	28.8	29500			F803_28.8 P200 IEC200L4	F803_28.8 P200 BX200LA4	496
51	5186	2.3	28.6	46600			F903_28.6 P200 IEC200L4	F903_28.6 P200 BX200LA4	499
53	5019	0.9	27.7	22200			F703_27.7 P200 IEC200L4	F703_27.7 P200 BX200LA4	493
58	4601	2.6	25.4	45500			F903_25.4 P200 IEC200L4	F903_25.4 P200 BX200LA4	499
58	4572	1.2	25.2	29500			F803_25.2 P200 IEC200L4	F803_25.2 P200 BX200LA4	496
66	4039	3.0	22.3	44400			F903_22.3 P200 IEC200L4	F903_22.3 P200 BX200LA4	499
67	3992	1.7	22.0	29000			F803_22.0 P200 IEC200L4	F803_22.0 P200 BX200LA4	496
71	3728	3.0	20.6	43600			F903_20.6 P200 IEC200L4	F903_20.6 P200 BX200LA4	499
72	3685	1.7	20.3	28500			F803_20.3 P200 IEC200L4	F803_20.3 P200 BX200LA4	496
83	3209	1.4	17.7	21800			F703_17.7 P200 IEC200L4	F703_17.7 P200 BX200LA4	493
84	3190	2.1	17.6	27900			F803_17.6 P200 IEC200L4	F803_17.6 P200 BX200LA4	496
90	2963	1.4	16.3	21500			F703_16.3 P200 IEC200L4	F703_16.3 P200 BX200LA4	493
90	2945	2.1	16.2	27400			F803_16.2 P200 IEC200L4	F803_16.2 P200 BX200LA4	496
105	2534	2.7	14.0	26700			F803_14.0 P200 IEC200L4	F803_14.0 P200 BX200LA4	496
106	2517	1.5	13.9	21100			F703_13.9 P200 IEC200L4	F703_13.9 P200 BX200LA4	493
114	2339	2.7	12.9	26200			F803_12.9 P200 IEC200L4	F803_12.9 P200 BX200LA4	496
115	2323	1.5	12.8	20900			F703_12.8 P200 IEC200L4	F703_12.8 P200 BX200LA4	493
135	1967	1.8	10.9	20300			F703_10.9 P200 IEC200L4	F703_10.9 P200 BX200LA4	493
142	1874	3.0	10.3	24900			F803_10.3 P200 IEC200L4	F803_10.3 P200 BX200LA4	496
147	1815	1.8	10.0	20000			F703_10.0 P200 IEC200L4	F703_10.0 P200 BX200LA4	493


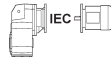

37 kW

n ₂ min ⁻¹	M ₂ Nm	S	i	R _{n2} N					
							IE2*	IE3	
20.9	15710	0.9	70.8	47600			F903_70.8 P225 IEC225S4	F903_70.8 P225 BX225SA4	499
25.8	12728	1.1	57.3	47700			F903_57.3 P225 IEC225S4	F903_57.3 P225 BX225SA4	499
29.7	11079	1.3	49.9	47600			F903_49.9 P225 IEC225S4	F903_49.9 P225 BX225SA4	499
32	10227	1.4	46.1	47200			F903_46.1 P225 IEC225S4	F903_46.1 P225 BX225SA4	499
37	8993	1.6	40.5	46800			F903_40.5 P225 IEC225S4	F903_40.5 P225 BX225SA4	499
38	8659	0.9	39.0	28500			F803_39.0 P225 IEC225S4	F803_39.0 P225 BX225SA4	496
40	8301	1.6	37.4	46300			F903_37.4 P225 IEC225S4	F903_37.4 P225 BX225SA4	499
41	7993	1.0	36.0	28300			F803_36.0 P225 IEC225S4	F803_36.0 P225 BX225SA4	496
47	6939	1.2	31.3	28400			F803_31.3 P225 IEC225S4	F803_31.3 P225 BX225SA4	496
48	6882	1.9	31.0	45300			F903_31.0 P225 IEC225S4	F903_31.0 P225 BX225SA4	499
51	6405	1.2	28.8	28100			F803_28.8 P225 IEC225S4	F803_28.8 P225 BX225SA4	496
52	6353	1.9	28.6	44700			F903_28.6 P225 IEC225S4	F903_28.6 P225 BX225SA4	499
58	5637	2.1	25.4	43900			F903_25.4 P225 IEC225S4	F903_25.4 P225 BX225SA4	499
59	5601	1.1	25.2	27800			F803_25.2 P225 IEC225S4	F803_25.2 P225 BX225SA4	496
66	4947	2.4	22.3	43000			F903_22.3 P225 IEC225S4	F903_22.3 P225 BX225SA4	499
67	4891	1.1	22.0	27600			F803_22.0 P225 IEC225S4	F803_22.0 P225 BX225SA4	496
72	4567	2.5	20.6	42300			F903_20.6 P225 IEC225S4	F903_20.6 P225 BX225SA4	499
73	4515	1.1	20.3	27200			F803_20.3 P225 IEC225S4	F803_20.3 P225 BX225SA4	496
83	3975	2.8	17.9	41200			F903_17.9 P225 IEC225S4	F903_17.9 P225 BX225SA4	499
84	3908	1.7	17.6	26800			F803_17.6 P225 IEC225S4	F803_17.6 P225 BX225SA4	496


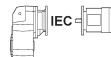

*I dati tecnici riportati sono da considerarsi indicativi, le configurazioni dovrebbero trovare riscontro presso i produttori dei motori elettrici per le potenze superiori ai 22 kW.






37 kW

n ₂ min ⁻¹	M ₂ Nm	S	i	R _{n2} N	 IE...	 IEC		
						IE2*	IE3	
90	3669	2.8	16.5	40500		F903_16.5 P225 IEC225S4	F903_16.5 P225 BX225SA4	499
91	3607	1.7	16.2	26300		F803_16.2 P225 IEC225S4	F803_16.2 P225 BX225SA4	496
102	3226	3.1	14.5	39500		F903_14.5 P225 IEC225S4	F903_14.5 P225 BX225SA4	499
106	3104	2.2	14.0	25800		F803_14.0 P225 IEC225S4	F803_14.0 P225 BX225SA4	496
110	2978	3.1	13.4	38700		F903_13.4 P225 IEC225S4	F903_13.4 P225 BX225SA4	499
115	2865	2.2	12.9	25300		F803_12.9 P225 IEC225S4	F803_12.9 P225 BX225SA4	496
132	2487	2.4	11.2	24500		F803_11.2 P225 IEC225S4	F803_11.2 P225 BX225SA4	496
143	2296	2.4	10.3	24300		F803_10.3 P225 IEC225S4	F803_10.3 P225 BX225SA4	496

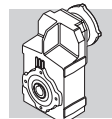
45 kW

n ₂ min ⁻¹	M ₂ Nm	S	i	R _{n2} N	 IE...	 IEC		
						IE2*	IE3	
32	12438	1.1	46.1	43900		F903_46.1 P225 IEC225M4	F903_46.1 P225 BX225SB4	499
37	10937	1.3	40.5	43900		F903_40.5 P225 IEC225M4	F903_40.5 P225 BX225SB4	499
40	10096	1.3	37.4	43600		F903_37.4 P225 IEC225M4	F903_37.4 P225 BX225SB4	499
47	8439	0.9	31.3	26100		F803_31.3 P225 IEC225M4	F803_31.3 P225 BX225SB4	496
48	8370	1.6	31.0	43100		F903_31.0 P225 IEC225M4	F903_31.0 P225 BX225SB4	499
51	7790	1.0	28.8	26000		F803_28.8 P225 IEC225M4	F803_28.8 P225 BX225SB4	496
52	7726	1.6	28.6	42600		F903_28.6 P225 IEC225M4	F903_28.6 P225 BX225SB4	499
58	6855	1.8	25.4	42000		F903_25.4 P225 IEC225M4	F903_25.4 P225 BX225SB4	499
66	6017	2.0	22.3	41400		F903_22.3 P225 IEC225M4	F903_22.3 P225 BX225SB4	499
67	5948	1.1	22.0	26000		F803_22.0 P225 IEC225M4	F803_22.0 P225 BX225SB4	496
72	5554	2.0	20.6	40800		F903_20.6 P225 IEC225M4	F903_20.6 P225 BX225SB4	499
73	5491	1.1	20.3	25700		F803_20.3 P225 IEC225M4	F803_20.3 P225 BX225SB4	496
83	4834	2.3	17.9	39900		F903_17.9 P225 IEC225M4	F903_17.9 P225 BX225SB4	499
84	4753	1.4	17.6	25500		F803_17.6 P225 IEC225M4	F803_17.6 P225 BX225SB4	496
90	4463	2.3	16.5	39300		F903_16.5 P225 IEC225M4	F903_16.5 P225 BX225SB4	499
91	4387	1.4	16.2	25200		F803_16.2 P225 IEC225M4	F803_16.2 P225 BX225SB4	496
102	3924	2.5	14.5	38400		F903_14.5 P225 IEC225M4	F903_14.5 P225 BX225SB4	499
106	3775	1.8	14.0	24800		F803_14.0 P225 IEC225M4	F803_14.0 P225 BX225SB4	496
110	3622	2.6	13.4	37800		F903_13.4 P225 IEC225M4	F903_13.4 P225 BX225SB4	499
115	3484	1.8	12.9	24100		F803_12.9 P225 IEC225M4	F803_12.9 P225 BX225SB4	496
132	3025	1.5	11.2	24000		F803_11.2 P225 IEC225M4	F803_11.2 P225 BX225SB4	496
133	3003	2.9	11.1	36400		F903_11.1 P225 IEC225M4	F903_11.1 P225 BX225SB4	499
143	2792	2.0	10.3	23500		F803_10.3 P225 IEC225M4	F803_10.3 P225 BX225SB4	496


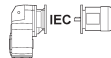
55 kW

n ₂ min ⁻¹	M ₂ Nm	S	i	R _{n2} N	 IE...	 IEC		
						IE2*	IE3	
32	15202	0.9	46.1	39700		F903_46.1 P250 IEC250M4	F903_46.1 P250 BX250MA4	499
37	13367	1.0	40.5	40300		F903_40.5 P250 IEC250M4	F903_40.5 P250 BX250MA4	499
40	12339	1.1	37.4	40200		F903_37.4 P250 IEC250M4	F903_37.4 P250 BX250MA4	499
48	10230	1.3	31.0	40300		F903_31.0 P250 IEC250M4	F903_31.0 P250 BX250MA4	499
52	9443	1.3	28.6	40100		F903_28.6 P250 IEC250M4	F903_28.6 P250 BX250MA4	499
58	8379	1.4	25.4	39700		F903_25.4 P250 IEC250M4	F903_25.4 P250 BX250MA4	499
66	7354	1.6	22.3	39400		F903_22.3 P250 IEC250M4	F903_22.3 P250 BX250MA4	499
72	6788	1.7	20.6	38900		F903_20.6 P250 IEC250M4	F903_20.6 P250 BX250MA4	499

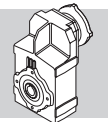
*I dati tecnici riportati sono da considerarsi indicativi, le configurazioni dovrebbero trovare riscontro presso i produttori dei motori elettrici per le potenze superiori ai 22 kW.





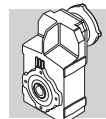
55 kW

n ₂ min-1	M ₂ Nm	S	i	R _{n2} N	 IE...	 IEC	IE2*		IE3		
							F903_... P250 IEC250M4	F903_... P250 IEC250M4	F903_... P250 BX250MA4	F903_... P250 BX250MA4	
83	5909	1.9	17.9	38300			F903_17.9 P250 IEC250M4	F903_17.9 P250 IEC250M4	F903_17.9 P250 BX250MA4	F903_17.9 P250 BX250MA4	499
90	5454	1.9	16.5	37800			F903_16.5 P250 IEC250M4	F903_16.5 P250 IEC250M4	F903_16.5 P250 BX250MA4	F903_16.5 P250 BX250MA4	499
102	4796	2.1	14.5	37100			F903_14.5 P250 IEC250M4	F903_14.5 P250 IEC250M4	F903_14.5 P250 BX250MA4	F903_14.5 P250 BX250MA4	499
110	4427	2.1	13.4	36600			F903_13.4 P250 IEC250M4	F903_13.4 P250 IEC250M4	F903_13.4 P250 BX250MA4	F903_13.4 P250 BX250MA4	499
133	3671	2.4	11.1	35400			F903_11.1 P250 IEC250M4	F903_11.1 P250 IEC250M4	F903_11.1 P250 BX250MA4	F903_11.1 P250 BX250MA4	499
144	3388	2.4	10.3	34800			F903_10.3 P250 IEC250M4	F903_10.3 P250 IEC250M4	F903_10.3 P250 BX250MA4	F903_10.3 P250 BX250MA4	499



*I dati tecnici riportati sono da considerarsi indicativi, le configurazioni dovrebbero trovare riscontro presso i produttori dei motori elettrici per le potenze superiori ai 22 kW.

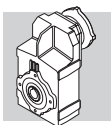

61 DATI TECNICI RIDUTTORI
F 10
140 Nm

	i	n ₁ = 2800 min ⁻¹					n ₁ = 1400 min ⁻¹					
		n ₂ min ⁻¹	M _{n2} Nm	P _{n1} kW	R _{n1} N	R _{n2} N	n ₂ min ⁻¹	M _{n2} Nm	P _{n1} kW	R _{n1} N	R _{n2} N	
F 10 2_7.4	7.4	378	63	2.6	1000	1290	189	76	1.6	1290	1640	465
F 10 2_8.6	8.6	326	67	2.4	980	1350	163	82	1.5	1260	1710	
F 10 2_9.8	9.8	287	73	2.3	980	1410	143	89	1.4	1250	1780	
F 10 2_11.5	11.5	243	78	2.1	950	1480	121	96	1.3	1220	1870	
F 10 2_13.0	13.0	215	85	2.0	940	1530	107	104	1.2	1210	1940	
F 10 2_14.6	14.6	191	94	2.0	1120	1590	96	119	1.3	1300	2000	
F 10 2_17.0	17.0	165	104	1.9	1090	1650	82	128	1.2	1300	2090	
F 10 2_19.3	19.3	145	108	1.7	1100	1730	72	136	1.1	1300	2180	
F 10 2_22.8	22.8	123	119	1.6	1080	1810	61	140	0.95	1300	2310	
F 10 2_25.8	25.8	109	123	1.5	1090	1890	54	140	0.84	1300	2430	
F 10 2_29.6	29.6	94	132	1.4	1060	1970	47	140	0.73	1300	2560	
F 10 2_33.0	33.0	85	137	1.3	1070	2040	42	140	0.65	1300	2670	
F 10 2_35.3	35.3	79	140	1.2	1060	2090	40	140	0.61	1300	2740	
F 10 2_39.6	39.6	71	140	1.1	1080	2190	35	140	0.54	1300	2800	
F 10 2_44.7	44.7	63	140	0.97	1080	2290	31	140	0.48	1300	2800	
F 10 2_48.7	48.7	57	140	0.89	1090	2370	28.7	140	0.44	1300	2800	
F 10 2_56.7	56.7	49	140	0.76	1100	2520	24.7	140	0.38	1300	2800	
F 10 2_63.0	63.0	44	140	0.69	1110	2620	22.2	140	0.34	1300	2800	
F 10 2_71.1	71.1	39	140	0.61	1000	2750	19.7	140	0.30	1300	2800	
F 10 2_81.3	81.3	34	140	0.53	1110	2800	17.2	140	0.27	1300	2800	
F 10 2_91.5	91.5	31	140	0.47	1110	2800	15.3	140	0.24	1300	2800	
F 10 2_106.0	106.0	26.4	140	0.41	1120	2800	13.2	140	0.20	1300	2800	
F 10 2_127.1	127.1	22.0	140	0.34	1130	2800	11.0	140	0.17	1300	2800	





F 10 140 Nm

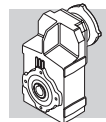
	i	n ₁ = 900 min ⁻¹					n ₁ = 500 min ⁻¹					
		n ₂ min ⁻¹	M _{n2} Nm	P _{n1} kW	R _{n1} N	R _{n2} N	n ₂ min ⁻¹	M _{n2} Nm	P _{n1} kW	R _{n1} N	R _{n2} N	
F 10 2_7.4	7.4	122	91	1.2	1300	1890	68	111	0.83	1300	2300	465
F 10 2_8.6	8.6	105	94	1.1	1300	1970	58	112	0.72	1300	2430	
F 10 2_9.8	9.8	92	107	1.1	1300	2050	51	130	0.73	1300	2490	
F 10 2_11.5	11.5	78	110	0.95	1300	2180	43	131	0.63	1300	2660	
F 10 2_13.0	13.0	69	124	0.94	1300	2240	38	140	0.59	1300	2800	
F 10 2_14.6	14.6	61	138	0.93	1300	2320	34	140	0.53	1300	2800	
F 10 2_17.0	17.0	53	140	0.82	1300	2450	29.5	140	0.46	1300	2800	
F 10 2_19.3	19.3	47	140	0.72	1300	2580	25.9	140	0.40	1300	2800	
F 10 2_22.8	22.8	39	140	0.61	1300	2750	21.9	140	0.34	1300	2800	
F 10 2_25.8	25.8	35	140	0.54	1300	2800	19.4	140	0.30	1300	2800	
F 10 2_29.6	29.6	30	140	0.47	1300	2800	16.9	140	0.26	1300	2800	
F 10 2_33.0	33.0	27.3	140	0.42	1300	2800	15.2	140	0.23	1300	2800	
F 10 2_35.3	35.3	25.5	140	0.39	1300	2800	14.1	140	0.22	1300	2800	
F 10 2_39.6	39.6	22.7	140	0.35	1300	2800	12.6	140	0.19	1300	2800	
F 10 2_44.7	44.7	20.1	140	0.31	1300	2800	11.2	140	0.17	1300	2800	
F 10 2_48.7	48.7	18.5	140	0.29	1300	2800	10.3	140	0.16	1300	2800	
F 10 2_56.7	56.7	15.9	140	0.24	1300	2800	8.8	140	0.14	1300	2800	
F 10 2_63.0	63.0	14.3	140	0.22	1300	2800	7.9	140	0.12	1300	2800	
F 10 2_71.1	71.1	12.7	140	0.20	1300	2800	7.0	140	0.11	1300	2800	
F 10 2_81.3	81.3	11.1	140	0.17	1300	2800	6.1	140	0.09	1300	2800	
F 10 2_91.5	91.5	9.8	140	0.15	1300	2800	5.5	140	0.08	1300	2800	
F 10 2_106.0	106.0	8.5	140	0.13	1300	2800	4.7	140	0.07	1300	2800	
F 10 2_127.1	127.1	7.1	140	0.11	1300	2800	3.9	140	0.06	1300	2800	



F 20 250 Nm



	i	n ₁ = 2800 min ⁻¹					n ₁ = 1400 min ⁻¹					
		n ₂ min ⁻¹	M _{n2} Nm	P _{n1} kW	R _{n1} N	R _{n2} N	n ₂ min ⁻¹	M _{n2} Nm	P _{n1} kW	R _{n1} N	R _{n2} N	
F 20 2_6.4	6.4	437	103	5.0	—	1370	218	130	3.1	—	1720	469
F 20 2_7.8	7.8	357	115	4.5	—	1440	179	144	2.8	—	1820	
F 20 2_8.7	8.7	321	123	4.3	—	1490	160	155	2.7	—	1870	
F 20 2_10.0	10.0	279	131	4.0	—	1550	140	165	2.5	—	1950	
F 20 2_11.2	11.2	249	141	3.9	—	1590	125	177	2.4	—	2010	
F 20 2_14.8	14.8	189	166	3.5	760	1740	95	203	2.1	1010	2210	
F 20 2_18.1	18.1	155	175	3.0	750	1870	77	213	1.8	1020	2380	
F 20 2_20.2	20.2	139	182	2.8	810	1940	69	223	1.7	1070	2460	
F 20 2_23.1	23.1	121	190	2.5	770	2030	60	235	1.6	1000	2570	
F 20 2_25.9	25.9	108	196	2.3	830	2110	54	240	1.4	1100	2680	
F 20 2_30.4	30.4	92	205	2.1	780	2230	46	250	1.3	1050	2840	
F 20 2_33.1	33.1	85	210	2.0	800	2300	42	250	1.2	1120	2940	
F 20 2_37.9	37.9	74	220	1.8	740	2400	37	250	1.0	1130	3110	
F 20 2_41.8	41.8	67	225	1.7	780	2490	33	250	0.92	1220	3240	
F 20 2_44.8	44.8	62	235	1.6	690	2540	31	250	0.86	1200	3330	
F 20 2_50.7	50.7	55	238	1.4	780	2660	27.6	250	0.76	1320	3500	
F 20 2_56.7	56.7	49	250	1.4	730	2750	24.7	250	0.68	1360	3660	
F 20 2_61.9	61.9	45	250	1.2	750	2860	22.6	250	0.62	1370	3790	
F 20 2_69.1	69.1	40	250	1.1	760	2990	20.2	250	0.56	1370	3950	
F 20 2_76.8	76.8	36	250	1.0	780	3130	18.2	250	0.50	1380	4000	
F 20 2_90.4	90.4	31	250	0.85	830	3340	15.5	250	0.43	1390	4000	
F 20 2_101.6	101.6	27.5	250	0.76	830	3500	13.8	250	0.38	1390	4000	
F 20 2_114.3	114.3	24.5	250	0.67	850	3670	12.2	250	0.34	1400	4000	
F 20 2_132.2	132.2	21.2	250	0.58	870	3890	10.6	250	0.29	1400	4000	
F 20 3_156.3	156.3	17.9	250	0.50	1170	4000	9.0	250	0.25	1300	4000	
F 20 3_172.6	172.6	16.2	250	0.46	1200	4000	8.1	250	0.23	1300	4000	
F 20 3_184.9	184.9	15.1	250	0.43	1210	4000	7.6	250	0.21	1300	4000	
F 20 3_209.3	209.3	13.4	250	0.38	1240	4000	6.7	250	0.19	1300	4000	
F 20 3_234.0	234.0	12.0	250	0.34	1270	4000	6.0	250	0.17	1300	4000	
F 20 3_255.3	255.3	11.0	250	0.31	1280	4000	5.5	250	0.15	1300	4000	
F 20 3_285.2	285.2	9.8	250	0.28	1300	4000	4.9	250	0.14	1300	4000	
F 20 3_316.9	316.9	8.8	250	0.25	1300	4000	4.4	250	0.12	1300	4000	
F 20 3_372.9	372.9	7.5	250	0.21	1300	4000	3.8	250	0.11	1300	4000	
F 20 3_419.3	419.3	6.7	250	0.19	1300	4000	3.3	250	0.09	1300	4000	
F 20 3_471.7	471.7	5.9	250	0.17	1300	4000	3.0	250	0.08	1300	4000	
F 20 3_545.3	545.3	5.1	250	0.14	1300	4000	2.6	250	0.07	1300	4000	

(—) Interpellare il ns. servizio tecnico comunicando i dati relativi al carico radiale (senso di rotazione, orientamento, posizione)

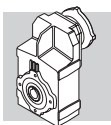


F 20



250 Nm

	i	$n_1 = 900 \text{ min}^{-1}$					$n_1 = 500 \text{ min}^{-1}$					
		n_2 min ⁻¹	M_{n2} Nm	P_{n1} kW	R_{n1} N	R_{n2} N	n_2 min ⁻¹	M_{n2} Nm	P_{n1} kW	R_{n1} N	R_{n2} N	
F 20 2_6.4	6.4	140	150	2.3	—	1990	218	183	4.4	—	2420	469
F 20 2_7.8	7.8	115	167	2.1	—	2110	64	189	1.3	—	2610	
F 20 2_8.7	8.7	103	180	2.0	—	2170	57	219	1.4	—	2640	
F 20 2_10.0	10.0	90	191	1.9	—	2260	50	221	1.2	—	2790	
F 20 2_11.2	11.2	80	205	1.8	—	2330	45	250	1.2	—	2830	
F 20 2_14.8	14.8	61	232	1.6	1210	2570	34	250	0.93	1790	3230	
F 20 2_18.1	18.1	50	250	1.4	1150	2740	27.7	250	0.76	1910	3500	
F 20 2_20.2	20.2	45	250	1.2	1320	2870	24.8	250	0.68	1960	3650	
F 20 2_23.1	23.1	39	250	1.1	1350	3040	21.6	250	0.60	1970	3860	
F 20 2_25.9	25.9	35	250	0.96	1500	3190	19.3	250	0.53	2010	4000	
F 20 2_30.4	30.4	29.6	250	0.82	1530	3400	16.5	250	0.45	2020	4000	
F 20 2_33.1	33.1	27.2	250	0.75	1580	3520	15.1	250	0.42	2040	4000	
F 20 2_37.9	37.9	23.8	250	0.65	1590	3720	13.2	250	0.36	2040	4000	
F 20 2_41.8	41.8	21.5	250	0.59	1610	3870	12.0	250	0.33	2070	4000	
F 20 2_44.8	44.8	20.1	250	0.55	1610	3970	11.2	250	0.31	2060	4000	
F 20 2_50.7	50.7	17.7	250	0.49	1640	4000	9.9	250	0.27	2090	4000	
F 20 2_56.7	56.7	15.9	250	0.44	1650	4000	8.8	250	0.24	2110	4000	
F 20 2_61.9	61.9	14.5	250	0.40	1660	4000	8.1	250	0.22	2110	4000	
F 20 2_69.1	69.1	13.0	250	0.36	1660	4000	7.2	250	0.20	2110	4000	
F 20 2_76.8	76.8	11.7	250	0.32	1670	4000	6.5	250	0.18	2120	4000	
F 20 2_90.4	90.4	10.0	250	0.27	1680	4000	5.5	250	0.15	2130	4000	
F 20 2_101.6	101.6	8.9	250	0.24	1680	4000	4.9	250	0.14	2130	4000	
F 20 2_114.3	114.3	7.9	250	0.22	1690	4000	4.4	250	0.12	2140	4000	
F 20 2_132.2	132.2	6.8	250	0.19	1690	4000	3.8	250	0.10	2150	4000	
F 20 3_156.3	156.3	5.8	250	0.16	1300	4000	3.2	250	0.09	1300	4000	
F 20 3_172.6	172.6	5.2	250	0.15	1300	4000	2.9	250	0.08	1300	4000	
F 20 3_184.9	184.9	4.9	250	0.14	1300	4000	2.7	250	0.08	1300	4000	
F 20 3_209.3	209.3	4.3	250	0.12	1300	4000	2.4	250	0.07	1300	4000	
F 20 3_234.0	234.0	3.8	250	0.11	1300	4000	2.1	250	0.06	1300	4000	
F 20 3_255.3	255.3	3.5	250	0.10	1300	4000	2.0	250	0.06	1300	4000	
F 20 3_285.2	285.2	3.2	250	0.09	1300	4000	1.8	250	0.05	1300	4000	
F 20 3_316.9	316.9	2.8	250	0.08	1300	4000	1.6	250	0.04	1300	4000	
F 20 3_372.9	372.9	2.4	250	0.07	1300	4000	1.3	250	0.04	1300	4000	
F 20 3_419.3	419.3	2.1	250	0.06	1300	4000	1.2	250	0.03	1300	4000	
F 20 3_471.7	471.7	1.9	250	0.05	1300	4000	1.1	250	0.03	1300	4000	
F 20 3_545.3	545.3	1.7	250	0.05	1300	4000	0.92	250	0.03	1300	4000	

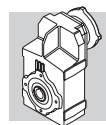
(—) Interpellare il ns. servizio tecnico comunicando i dati relativi al carico radiale (senso di rotazione, orientamento, posizione)



F 25 400 Nm



	i	n ₁ = 2800 min ⁻¹					n ₁ = 1400 min ⁻¹					
		n ₂ min ⁻¹	M _{n2} Nm	P _{n1} kW	R _{n1} N	R _{n2} N	n ₂ min ⁻¹	M _{n2} Nm	P _{n1} kW	R _{n1} N	R _{n2} N	
F 25 2_6.9	6.9	408	155	7.0	—	1840	204	195	4.4	—	2320	473
F 25 2_8.4	8.4	334	170	6.3	—	1950	167	215	4.0	—	2450	
F 25 2_9.4	9.4	299	180	5.9	—	2010	150	225	3.7	—	2540	
F 25 2_10.6	10.6	264	240	7.0	—	1850	132	305	4.4	—	2320	
F 25 2_13.0	13.0	216	255	6.1	—	1990	108	320	3.8	—	2510	
F 25 2_14.5	14.5	194	260	5.5	—	2080	97	330	3.5	—	2610	
F 25 2_16.6	16.6	168	270	5.0	—	2190	84	340	3.2	—	2760	
F 25 2_18.6	18.6	150	280	4.6	—	2270	75	350	2.9	—	2870	
F 25 2_21.8	21.8	128	280	4.0	—	2460	64	355	2.5	250	3090	
F 25 2_23.8	23.8	118	285	3.7	250	2540	59	360	2.3	300	3200	
F 25 2_27.2	27.2	103	290	3.3	250	2690	51	365	2.1	320	3400	
F 25 2_30.0	30.0	93	295	3.0	310	2800	47	370	1.9	410	3540	
F 25 2_32.2	32.2	87	295	2.8	310	2900	44	370	1.8	410	3660	
F 25 2_36.4	36.4	77	295	2.5	460	3070	38	370	1.6	600	3880	
F 25 2_40.7	40.7	69	295	2.2	560	3230	34	370	1.4	720	4080	
F 25 2_44.4	44.4	63	295	2.0	720	3360	32	370	1.3	720	4250	
F 25 3_45.6	45.6	61	340	2.4	1440	3100	31	400	1.4	1830	4030	
F 25 3_50.8	50.8	55	350	2.2	1450	3230	27.6	400	1.2	1850	4250	
F 25 3_58.3	58.3	48	365	2.0	1450	3390	24.0	400	1.1	1860	4530	
F 25 3_65.3	65.3	43	375	1.8	1450	3530	21.4	400	0.97	1870	4780	
F 25 3_76.6	76.6	37	395	1.6	1450	3730	18.3	400	0.82	1880	5140	
F 25 3_83.4	83.4	34	400	1.5	1450	3860	16.8	400	0.76	1880	5330	
F 25 3_95.5	95.5	29.3	400	1.3	1460	4130	14.7	400	0.66	1890	5660	
F 25 3_105.4	105.4	26.6	400	1.2	1470	4320	13.3	400	0.60	1890	5910	
F 25 3_113.0	113.0	24.8	400	1.1	1470	4470	12.4	400	0.56	1890	6090	
F 25 3_127.8	127.8	21.9	400	0.99	1480	4730	11.0	400	0.49	1900	6430	
F 25 3_143.0	143.0	19.6	400	0.88	1480	4980	9.8	400	0.44	1910	6500	
F 25 3_155.9	155.9	18.0	400	0.81	1480	5180	9.0	400	0.40	1910	6500	
F 25 3_174.2	174.2	16.1	400	0.72	1490	5440	8.0	400	0.36	1910	6500	
F 25 3_193.6	193.6	14.5	400	0.65	1490	5700	7.2	400	0.33	1910	6500	
F 25 3_227.8	227.8	12.3	400	0.55	1490	6120	6.1	400	0.28	1920	6500	
F 25 3_256.1	256.1	10.9	400	0.49	1490	6430	5.5	400	0.25	1920	6500	
F 25 3_288.1	288.1	9.7	400	0.44	1490	6500	4.9	400	0.22	1920	6500	
F 25 3_333.1	333.1	8.4	400	0.38	1500	6500	4.2	400	0.19	1930	6500	
F 25 4_393.9	393.9	7.1	400	0.33	1270	6500	3.6	400	0.17	1300	6500	
F 25 4_434.9	434.9	6.4	400	0.30	1290	6500	3.2	400	0.15	1300	6500	
F 25 4_466.0	466.0	6.0	400	0.28	1300	6500	3.0	400	0.14	1300	6500	
F 25 4_527.3	527.3	5.3	400	0.25	1300	6500	2.7	400	0.12	1300	6500	
F 25 4_589.7	589.7	4.7	400	0.22	1300	6500	2.4	400	0.11	1300	6500	
F 25 4_643.3	643.3	4.4	400	0.20	1300	6500	2.2	400	0.10	1300	6500	
F 25 4_718.7	718.7	3.9	400	0.18	1300	6500	1.9	400	0.09	1300	6500	
F 25 4_798.5	798.5	3.5	400	0.16	1300	6500	1.8	400	0.08	1300	6500	
F 25 4_939.8	939.8	3.0	400	0.14	1300	6500	1.5	400	0.07	1300	6500	
F 25 4_1057	1057	2.7	400	0.12	1300	6500	1.3	400	0.06	1300	6500	
F 25 4_1189	1189	2.4	400	0.11	1300	6500	1.2	400	0.05	1300	6500	
F 25 4_1374	1374	2.0	400	0.09	1300	6500	1.0	400	0.05	1300	6500	

(—) Interpellare il ns. servizio tecnico comunicando i dati relativi al carico radiale (senso di rotazione, orientamento, posizione)

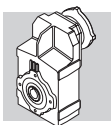


F 25

400 Nm

	i	n ₁ = 900 min ⁻¹					n ₁ = 500 min ⁻¹					
		n ₂ min ⁻¹	M _{n2} Nm	P _{n1} kW	R _{n1} N	R _{n2} N	n ₂ min ⁻¹	M _{n2} Nm	P _{n1} kW	R _{n1} N	R _{n2} N	
F 25 2_6.9	6.9	131	225	3.2	—	2690	73	255	2.0	370	3350	473
F 25 2_8.4	8.4	107	250	3.0	—	2840	60	260	1.7	590	3630	
F 25 2_9.4	9.4	96	260	2.8	—	2940	53	265	1.6	820	3780	
F 25 2_10.6	10.6	85	355	3.3	—	2680	47	395	2.0	360	3420	
F 25 2_13.0	13.0	69	370	2.8	—	2910	39	400	1.7	620	3750	
F 25 2_14.5	14.5	62	380	2.6	—	3030	35	400	1.5	940	3950	
F 25 2_16.6	16.6	54	395	2.4	—	3190	30	400	1.3	1070	4210	
F 25 2_18.6	18.6	48	400	2.1	300	3350	26.9	400	1.2	1330	4440	
F 25 2_21.8	21.8	41	400	1.8	420	3630	22.9	400	1.0	1450	4770	
F 25 2_23.8	23.8	38	400	1.7	530	3780	21.0	400	0.93	1560	4950	
F 25 2_27.2	27.2	33	400	1.5	610	4030	18.4	400	0.81	1640	5260	
F 25 2_30.0	30.0	30	400	1.3	760	4220	16.6	400	0.73	1790	5490	
F 25 2_32.2	32.2	28.0	400	1.2	760	4360	15.5	400	0.69	1790	5660	
F 25 2_36.4	36.4	24.7	400	1.1	970	4610	13.7	400	0.61	2000	5970	
F 25 2_40.7	40.7	22.1	375	0.91	1330	4950	12.3	375	0.51	2000	6360	
F 25 2_44.4	44.4	20.3	385	0.86	1230	5100	11.3	385	0.48	2000	6500	
F 25 3_45.6	45.6	19.8	400	0.89	2160	4960	11.0	400	0.49	2200	6420	
F 25 3_50.8	50.8	17.7	400	0.80	2180	5210	9.8	400	0.44	2200	6500	
F 25 3_58.3	58.3	15.4	400	0.69	2190	5540	8.6	400	0.39	2200	6500	
F 25 3_65.3	65.3	13.8	400	0.62	2200	5820	7.7	400	0.34	2200	6500	
F 25 3_76.6	76.6	11.8	400	0.53	2200	6240	6.5	400	0.29	2200	6500	
F 25 3_83.4	83.4	10.8	400	0.49	2200	6470	6.0	400	0.27	2200	6500	
F 25 3_95.5	95.5	9.4	400	0.42	2200	6500	5.2	400	0.24	2200	6500	
F 25 3_105.4	105.4	8.5	400	0.38	2200	6500	4.7	400	0.21	2200	6500	
F 25 3_113.0	113.0	8.0	400	0.36	2200	6500	4.4	400	0.20	2200	6500	
F 25 3_127.8	127.8	7.0	400	0.32	2200	6500	3.9	400	0.18	2200	6500	
F 25 3_143.0	143.0	6.3	400	0.28	2200	6500	3.5	400	0.16	2200	6500	
F 25 3_155.9	155.9	5.8	400	0.26	2200	6500	3.2	400	0.14	2200	6500	
F 25 3_174.2	174.2	5.2	400	0.23	2200	6500	2.9	400	0.13	2200	6500	
F 25 3_193.6	193.6	4.6	400	0.21	2200	6500	2.6	400	0.12	2200	6500	
F 25 3_227.8	227.8	4.0	400	0.18	2200	6500	2.2	400	0.10	2200	6500	
F 25 3_256.1	256.1	3.5	400	0.16	2200	6500	2.0	400	0.09	2200	6500	
F 25 3_288.1	288.1	3.1	400	0.14	2200	6500	1.7	400	0.08	2200	6500	
F 25 3_333.1	333.1	2.7	400	0.12	2200	6500	1.5	400	0.07	2200	6500	
F 25 4_393.9	393.9	2.3	400	0.11	1300	6500	1.3	400	0.06	1300	6500	
F 25 4_434.9	434.9	2.1	400	0.10	1300	6500	1.1	400	0.05	1300	6500	
F 25 4_466.0	466.0	1.9	400	0.09	1300	6500	1.1	400	0.05	1300	6500	
F 25 4_527.3	527.3	1.7	400	0.08	1300	6500	0.95	400	0.04	1300	6500	
F 25 4_589.7	589.7	1.5	400	0.07	1300	6500	0.85	400	0.04	1300	6500	
F 25 4_643.3	643.3	1.4	400	0.07	1300	6500	0.78	400	0.04	1300	6500	
F 25 4_718.7	718.7	1.3	400	0.06	1300	6500	0.70	400	0.03	1300	6500	
F 25 4_798.5	798.5	1.1	400	0.05	1300	6500	0.63	400	0.03	1300	6500	
F 25 4_939.8	939.8	0.96	400	0.04	1300	6500	0.53	400	0.02	1300	6500	
F 25 4_1057	1057	0.85	400	0.04	1300	6500	0.47	400	0.02	1300	6500	
F 25 4_1189	1189	0.76	400	0.04	1300	6500	0.42	400	0.02	1300	6500	
F 25 4_1374	1374	0.65	400	0.03	1300	6500	0.36	400	0.02	1300	6500	

(—) Interpellare il ns. servizio tecnico comunicando i dati relativi al carico radiale (senso di rotazione, orientamento, posizione)

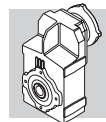


F 31 600 Nm

	i	n ₁ = 2800 min ⁻¹					n ₁ = 1400 min ⁻¹					
		n ₂ min ⁻¹	M _{n2} Nm	P _{n1} kW	R _{n1} N	R _{n2} N	n ₂ min ⁻¹	M _{n2} Nm	P _{n1} kW	R _{n1} N	R _{n2} N	
F 31 2_6.9	6.9	403	295	13.1	—	2710	201	360	8.0	—	3460	
F 31 2_8.2	8.2	340	310	11.6	—	2880	170	375	7.0	—	3690	
F 31 2_9.0	9.0	311	310	10.6	—	3000	155	385	6.6	390	3810	
F 31 2_10.7	10.7	261	450	12.9	—	2790	130	525	7.5	500	3670	
F 31 2_12.7	12.7	220	475	11.5	—	2950	110	555	6.7	490	3880	
F 31 2_13.9	13.9	201	475	10.5	290	3100	100	570	6.3	650	4010	
F 31 2_16.8	16.8	167	475	8.7	510	3410	83	595	5.5	680	4310	
F 31 2_18.5	18.5	151	475	7.9	730	3580	76	600	5.0	910	4510	
F 31 2_21.1	21.1	133	475	6.9	830	3830	66	600	4.4	1030	4820	
F 31 2_23.4	23.4	120	475	6.3	1020	4020	60	600	4.0	1270	5060	
F 31 2_27.3	27.3	103	475	5.4	1100	4330	51	600	3.4	1380	5450	
F 31 2_30.1	30.1	93	475	4.9	1270	4540	46	600	3.1	1590	5710	
F 31 2_34.4	34.4	81	475	4.3	1330	4820	41	600	2.7	1660	6070	
F 31 2_37.7	37.7	74	475	3.9	1430	5030	37	600	2.5	1800	6330	
F 31 2_40.4	40.4	69	475	3.6	1440	5190	35	600	2.3	1800	6500	
F 31 2_44.6	44.6	63	475	3.3	1540	5430	31	600	2.1	1930	6500	
F 31 3_47.5	47.5	59	475	3.1	2110	5490	29.4	580	1.9	2200	6500	
F 31 3_52.1	52.1	54	485	2.9	2120	5680	26.9	600	1.8	2200	6500	
F 31 3_62.8	62.8	45	515	2.6	2120	6040	22.3	600	1.5	2200	6500	
F 31 3_69.1	69.1	41	530	2.4	2130	6250	20.3	600	1.4	2200	6500	
F 31 3_78.9	78.9	36	550	2.2	2120	6500	17.8	600	1.2	2200	6500	
F 31 3_87.4	87.4	32	570	2.1	2130	6500	16.0	600	1.1	2200	6500	
F 31 3_101.9	101.9	27.5	595	1.8	2130	6500	13.7	600	0.93	2200	6500	
F 31 3_112.5	112.5	24.9	600	1.7	2130	6500	12.4	600	0.84	2200	6500	
F 31 3_128.4	128.4	21.8	600	1.5	2140	6500	10.9	600	0.74	2200	6500	
F 31 3_140.7	140.7	19.9	600	1.3	2140	6500	9.9	600	0.67	2200	6500	
F 31 3_150.8	150.8	18.6	600	1.3	2140	6500	9.3	600	0.63	2200	6500	
F 31 3_166.8	166.8	16.8	600	1.1	2150	6500	8.4	600	0.57	2200	6500	
F 31 3_185.4	185.4	15.1	600	1.0	2160	6500	7.5	600	0.51	2200	6500	
F 31 3_202.3	202.3	13.8	600	0.94	2160	6500	6.9	600	0.47	2200	6500	
F 31 3_228.2	228.2	12.3	600	0.83	2160	6500	6.1	600	0.41	2200	6500	
F 31 3_253.6	253.6	11.0	600	0.75	2160	6500	5.5	600	0.37	2200	6500	
F 31 3_293.8	293.8	9.5	600	0.64	2170	6500	4.8	600	0.32	2200	6500	
F 31 3_332.8	332.8	8.4	600	0.57	2170	6500	4.2	600	0.28	2200	6500	
F 31 3_374.4	374.4	7.5	600	0.51	2170	6500	3.7	600	0.25	2200	6500	
F 31 4_418.9	418.9	6.7	600	0.47	1230	6500	3.3	600	0.23	1300	6500	
F 31 4_462.6	462.6	6.1	600	0.42	1250	6500	3.0	600	0.21	1300	6500	
F 31 4_527.8	527.8	5.3	600	0.37	1270	6500	2.7	600	0.19	1300	6500	
F 31 4_578.6	578.6	4.8	600	0.34	1290	6500	2.4	600	0.17	1300	6500	
F 31 4_619.9	619.9	4.5	600	0.32	1300	6500	2.3	600	0.16	1300	6500	
F 31 4_685.6	685.6	4.1	600	0.29	1300	6500	2.0	600	0.14	1300	6500	
F 31 4_762.3	762.3	3.7	600	0.26	1300	6500	1.8	600	0.13	1300	6500	
F 31 4_831.6	831.6	3.4	600	0.24	1300	6500	1.7	600	0.12	1300	6500	
F 31 4_938.2	938.2	3.0	600	0.21	1300	6500	1.5	600	0.10	1300	6500	
F 31 4_1042	1042	2.7	600	0.19	1300	6500	1.3	600	0.09	1300	6500	
F 31 4_1208	1208	2.3	600	0.16	1300	6500	1.2	600	0.08	1300	6500	
F 31 4_1368	1368	2.0	600	0.14	1300	6500	1.0	600	0.07	1300	6500	
F 31 4_1539	1539	1.8	600	0.13	1300	6500	0.91	600	0.06	1300	6500	



477

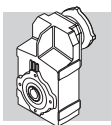
(—) Interpellare il ns. servizio tecnico comunicando i dati relativi al carico radiale (senso di rotazione, orientamento, posizione)



F 31



600 Nm

	i	n ₁ = 900 min ⁻¹					n ₁ = 500 min ⁻¹					
		n ₂ min ⁻¹	M _{n2} Nm	P _{n1} kW	R _{n1} N	R _{n2} N	n ₂ min ⁻¹	M _{n2} Nm	P _{n1} kW	R _{n1} N	R _{n2} N	
F 31 2_6.9	6.9	130	390	5.6	640	4120	72	390	3.1	2200	5350	477
F 31 2_8.2	8.2	109	390	4.7	990	4450	61	390	2.6	2200	5760	
F 31 2_9.0	9.0	100	390	4.3	1320	4640	55	390	2.4	2200	5980	
F 31 2_10.7	10.7	84	600	5.5	670	4280	47	600	3.1	2200	5710	
F 31 2_12.7	12.7	71	600	4.7	1020	4670	39	600	2.6	2200	6170	
F 31 2_13.9	13.9	65	600	4.3	1350	4880	36	600	2.4	2200	6440	
F 31 2_16.8	16.8	54	600	3.5	1640	5340	29.8	600	2.0	2200	6500	
F 31 2_18.5	18.5	49	600	3.2	1915	5580	27.0	600	1.8	2200	6500	
F 31 2_21.1	21.1	43	600	2.8	2040	5950	23.7	600	1.6	2200	6500	
F 31 2_23.4	23.4	38	600	2.5	2200	6230	21.4	600	1.4	2200	6500	
F 31 2_27.3	27.3	33	600	2.2	2200	6500	18.3	600	1.2	2200	6500	
F 31 2_30.1	30.1	29.9	600	2.0	2200	6500	16.6	600	1.1	2200	6500	
F 31 2_34.4	34.4	26.2	600	1.7	2200	6500	14.6	600	0.96	2200	6500	
F 31 2_37.7	37.7	23.9	600	1.6	2200	6500	13.3	600	0.88	2200	6500	
F 31 2_40.4	40.4	22.3	600	1.5	2200	6500	12.4	600	0.82	2200	6500	
F 31 2_44.6	44.6	20.2	600	1.3	2200	6500	11.2	600	0.74	2200	6500	
F 31 3_47.5	47.5	18.9	600	1.3	2200	6500	10.5	600	0.71	2200	6500	
F 31 3_52.1	52.1	17.3	600	1.2	2200	6500	9.6	600	0.65	2200	6500	
F 31 3_62.8	62.8	14.3	600	0.97	2200	6500	8.0	600	0.54	2200	6500	
F 31 3_69.1	69.1	13.0	600	0.88	2200	6500	7.2	600	0.49	2200	6500	
F 31 3_78.9	78.9	11.4	600	0.77	2200	6500	6.3	600	0.43	2200	6500	
F 31 3_87.4	87.4	10.3	600	0.70	2200	6500	5.7	600	0.39	2200	6500	
F 31 3_101.9	101.9	8.8	600	0.60	2200	6500	4.9	600	0.33	2200	6500	
F 31 3_112.5	112.5	8.0	600	0.54	2200	6500	4.4	600	0.30	2200	6500	
F 31 3_128.4	128.4	7.0	600	0.47	2200	6500	3.9	600	0.26	2200	6500	
F 31 3_140.7	140.7	6.4	600	0.43	2200	6500	3.6	600	0.24	2200	6500	
F 31 3_150.8	150.8	6.0	600	0.40	2200	6500	3.3	600	0.22	2200	6500	
F 31 3_166.8	166.8	5.4	600	0.36	2200	6500	3.0	600	0.20	2200	6500	
F 31 3_185.4	185.4	4.9	600	0.33	2200	6500	2.7	600	0.18	2200	6500	
F 31 3_202.3	202.3	4.4	600	0.30	2200	6500	2.5	600	0.17	2200	6500	
F 31 3_228.2	228.2	3.9	600	0.27	2200	6500	2.2	600	0.15	2200	6500	
F 31 3_253.6	253.6	3.5	600	0.24	2200	6500	2.0	600	0.13	2200	6500	
F 31 3_293.8	293.8	3.1	600	0.21	2200	6500	1.7	600	0.11	2200	6500	
F 31 3_332.8	332.8	2.7	600	0.18	2200	6500	1.5	600	0.10	2200	6500	
F 31 3_374.4	374.4	2.4	600	0.16	2200	6500	1.3	600	0.09	2200	6500	
F 31 4_418.9	418.9	2.1	600	0.15	1300	6500	1.2	600	0.08	1300	6500	
F 31 4_462.6	462.6	1.9	600	0.14	1300	6500	1.1	600	0.08	1300	6500	
F 31 4_527.8	527.8	1.7	600	0.12	1300	6500	0.95	600	0.07	1300	6500	
F 31 4_578.6	578.6	1.6	600	0.11	1300	6500	0.86	600	0.06	1300	6500	
F 31 4_619.9	619.9	1.5	600	0.10	1300	6500	0.81	600	0.06	1300	6500	
F 31 4_685.6	685.6	1.3	600	0.09	1300	6500	0.73	600	0.05	1300	6500	
F 31 4_762.3	762.3	1.2	600	0.08	1300	6500	0.66	600	0.05	1300	6500	
F 31 4_831.6	831.6	1.1	600	0.08	1300	6500	0.60	600	0.04	1300	6500	
F 31 4_938.2	938.2	0.96	600	0.07	1300	6500	0.53	600	0.04	1300	6500	
F 31 4_1042	1042	0.86	600	0.06	1300	6500	0.48	600	0.03	1300	6500	
F 31 4_1208	1208	0.75	600	0.05	1300	6500	0.41	600	0.03	1300	6500	
F 31 4_1368	1368	0.66	600	0.05	1300	6500	0.37	600	0.03	1300	6500	
F 31 4_1539	1539	0.58	600	0.04	1300	6500	0.32	600	0.02	1300	6500	

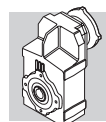


F 41

1100 Nm



	i	n ₁ = 2800 min ⁻¹					n ₁ = 1400 min ⁻¹					
		n ₂ min ⁻¹	M _{n2} Nm	P _{n1} kW	R _{n1} N	R _{n2} N	n ₂ min ⁻¹	M _{n2} Nm	P _{n1} kW	R _{n1} N	R _{n2} N	
F 41 2_6.7	6.7	416	460	21	—	3410	208	580	13.3	—	4290	481
F 41 2_9.1	9.1	306	515	17.4	—	3750	153	650	11.0	—	4730	
F 41 2_10.8	10.8	260	715	21	—	3310	130	900	12.9	—	4170	
F 41 2_14.6	14.6	191	805	17.0	—	3620	96	1015	10.7	—	4560	
F 41 2_17.1	17.1	164	835	15.1	—	3860	82	1055	9.5	—	4850	
F 41 2_18.9	18.9	148	860	14.0	410	4000	74	1085	8.9	500	5030	
F 41 2_24.1	24.1	116	875	11.2	650	4540	58	1100	7.0	840	5730	
F 41 2_30.1	30.1	93	875	9.0	980	5130	46	1100	5.6	1260	6470	
F 41 2_38.2	38.2	73	875	7.1	1260	5810	37	1100	4.4	1600	7330	
F 41 2_47.9	47.9	58	850	5.5	1680	6600	29.2	1070	3.4	2120	8320	
F 41 3_51.5	51.5	54	880	5.4	3030	6750	27.2	1085	3.3	3500	8500	
F 41 3_60.2	60.2	46	930	4.9	3030	7100	23.2	1100	2.9	3500	8500	
F 41 3_66.5	66.5	42	980	4.6	3030	7280	21.1	1100	2.6	3500	8500	
F 41 3_84.9	84.9	33	1065	4.0	3030	7890	16.5	1100	2.0	3500	8500	
F 41 3_106.0	106.0	26.4	1100	3.3	3040	8500	13.2	1100	1.6	3500	8500	
F 41 3_134.4	134.4	20.8	1100	2.6	3050	8500	10.4	1100	1.3	3500	8500	
F 41 3_168.7	168.7	16.6	1100	2.1	3070	8500	8.3	1100	1.0	3500	8500	
F 41 3_180.7	180.7	15.5	1100	1.9	3070	8500	7.7	1100	0.96	3500	8500	
F 41 3_198.9	198.9	14.1	1100	1.7	3080	8500	7.0	1100	0.87	3500	8500	
F 41 3_220.1	220.1	12.7	1100	1.6	3090	8500	6.4	1100	0.79	3500	8500	
F 41 3_240.1	240.1	11.7	1100	1.4	3090	8500	5.8	1100	0.72	3500	8500	
F 41 3_266.9	266.9	10.5	1100	1.3	3090	8500	5.2	1100	0.65	3500	8500	
F 41 3_296.6	296.6	9.4	1100	1.2	3090	8500	4.7	1100	0.58	3500	8500	
F 41 3_344.8	344.8	8.1	1100	1.0	3100	8500	4.1	1100	0.50	3500	8500	
F 41 4_433.7	433.7	6.5	1100	0.83	1480	8500	3.2	1100	0.41	1910	8500	
F 41 4_549.8	549.8	5.1	1100	0.65	1520	8500	2.5	1100	0.33	1940	8500	
F 41 4_690.1	690.1	4.1	1100	0.52	1540	8500	2.0	1100	0.26	1970	8500	
F 41 4_739.4	739.4	3.8	1100	0.48	1550	8500	1.9	1100	0.24	1980	8500	
F 41 4_813.8	813.8	3.4	1100	0.44	1560	8500	1.7	1100	0.22	1990	8500	
F 41 4_900.5	900.5	3.1	1100	0.40	1570	8500	1.6	1100	0.20	2000	8500	
F 41 4_982.4	982.4	2.9	1100	0.36	1570	8500	1.4	1100	0.18	2000	8500	
F 41 4_1092	1092	2.6	1100	0.33	1580	8500	1.3	1100	0.16	2010	8500	
F 41 4_1213	1213	2.3	1100	0.30	1590	8500	1.2	1100	0.15	2020	8500	
F 41 4_1411	1411	2.0	1100	0.25	1600	8500	1.0	1100	0.13	2020	8500	

(—) Interpellare il ns. servizio tecnico comunicando i dati relativi al carico radiale (senso di rotazione, orientamento, posizione)

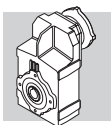


F 41



1100 Nm

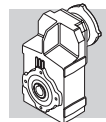
	i	$n_1 = 900 \text{ min}^{-1}$					$n_1 = 500 \text{ min}^{-1}$					
		n_2 min ⁻¹	M_{n2} Nm	P_{n1} kW	R_{n1} N	R_{n2} N	n_2 min ⁻¹	M_{n2} Nm	P_{n1} kW	R_{n1} N	R_{n2} N	
F 41 2_6.7	6.7	134	670	9.9	—	4980	74	700	5.7	1760	6450	481
F 41 2_9.1	9.1	99	700	7.6	680	5660	55	700	4.2	2850	7410	
F 41 2_10.8	10.8	84	1025	9.4	480	4900	46	1100	5.6	1950	6480	
F 41 2_14.6	14.6	62	1100	7.5	860	5550	34	1100	4.1	3030	7590	
F 41 2_17.1	17.1	53	1100	6.4	1230	6060	29.2	1100	3.5	3400	8210	
F 41 2_18.9	18.9	48	1100	5.8	1760	6390	26.5	1100	3.2	3500	8500	
F 41 2_24.1	24.1	37	1100	4.5	2210	7260	20.7	1100	2.5	3500	8500	
F 41 2_30.1	30.1	29.9	1100	3.6	2630	8120	16.6	1100	2.0	3500	8500	
F 41 2_38.2	38.2	23.6	1100	2.9	2970	8500	13.1	1100	1.6	3500	8500	
F 41 2_47.9	47.9	18.8	1070	2.2	3490	8500	10.4	1070	1.2	3500	8500	
F 41 3_51.5	51.5	17.5	1100	2.2	3500	8500	9.7	1100	1.2	3500	8500	
F 41 3_60.2	60.2	14.9	1100	1.9	3500	8500	8.3	1100	1.0	3500	8500	
F 41 3_66.5	66.5	13.5	1100	1.7	3500	8500	7.5	1100	0.93	3500	8500	
F 41 3_84.9	84.9	10.6	1100	1.3	3500	8500	5.9	1100	0.73	3500	8500	
F 41 3_106.0	106.0	8.5	1100	1.1	3500	8500	4.7	1100	0.58	3500	8500	
F 41 3_134.4	134.4	6.7	1100	0.83	3500	8500	3.7	1100	0.46	3500	8500	
F 41 3_168.7	168.7	5.3	1100	0.66	3500	8500	3.0	1100	0.37	3500	8500	
F 41 3_180.7	180.7	5.0	1100	0.62	3500	8500	2.8	1100	0.34	3500	8500	
F 41 3_198.9	198.9	4.5	1100	0.56	3500	8500	2.5	1100	0.31	3500	8500	
F 41 3_220.1	220.1	4.1	1100	0.51	3500	8500	2.3	1100	0.28	3500	8500	
F 41 3_240.1	240.1	3.7	1100	0.46	3500	8500	2.1	1100	0.26	3500	8500	
F 41 3_266.9	266.9	3.4	1100	0.42	3500	8500	1.9	1100	0.23	3500	8500	
F 41 3_296.6	296.6	3.0	1100	0.38	3500	8500	1.7	1100	0.21	3500	8500	
F 41 3_344.8	344.8	2.6	1100	0.32	3500	8500	1.5	1100	0.18	3500	8500	
F 41 4_433.7	433.7	2.1	1100	0.27	2200	8500	1.2	1100	0.15	2200	8500	
F 41 4_549.8	549.8	1.6	1100	0.21	2200	8500	0.91	1100	0.12	2200	8500	
F 41 4_690.1	690.1	1.3	1100	0.17	2200	8500	0.72	1100	0.09	2200	8500	
F 41 4_739.4	739.4	1.2	1100	0.16	2200	8500	0.68	1100	0.09	2200	8500	
F 41 4_813.8	813.8	1.1	1100	0.14	2200	8500	0.61	1100	0.08	2200	8500	
F 41 4_900.5	900.5	1.0	1100	0.13	2200	8500	0.56	1100	0.07	2200	8500	
F 41 4_982.4	982.4	0.92	1100	0.12	2200	8500	0.51	1100	0.07	2200	8500	
F 41 4_1092	1092	0.82	1100	0.11	2200	8500	0.46	1100	0.06	2200	8500	
F 41 4_1213	1213	0.74	1100	0.09	2200	8500	0.41	1100	0.05	2200	8500	
F 41 4_1411	1411	0.64	1100	0.08	2200	8500	0.35	1100	0.05	2200	8500	

(—) Interpellare il ns. servizio tecnico comunicando i dati relativi al carico radiale (senso di rotazione, orientamento, posizione)





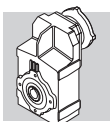
F 51 1800 Nm

	i	n ₁ = 2800 min ⁻¹					n ₁ = 1400 min ⁻¹					
		n ₂ min ⁻¹	M _{n2} Nm	P _{n1} kW	R _{n1} N	R _{n2} N	n ₂ min ⁻¹	M _{n2} Nm	P _{n1} kW	R _{n1} N	R _{n2} N	
F 51 2_7.2	7.2	389	775	33	990	4170	195	975	21	1440	5260	485
F 51 2_9.1	9.1	309	875	30	890	4400	155	1100	18.8	1320	5550	
F 51 2_11.1	11.1	252	1055	29	1460	4530	126	1330	18.5	2010	5700	
F 51 2_14.0	14.0	200	1125	25	1580	4920	100	1420	15.7	2150	6200	
F 51 2_18.8	18.8	149	1225	20	1660	5480	74	1545	12.7	2240	6900	
F 51 2_23.8	23.8	118	1310	17.0	1710	5960	59	1650	10.7	2290	7520	
F 51 2_30.0	30.0	93	1350	13.9	1760	6610	47	1700	8.7	2330	8340	
F 51 2_37.1	37.1	75	1350	11.2	1910	7350	38	1700	7.1	2410	9260	
F 51 3_48.9	48.9	57	1505	9.7	2600	7800	28.6	1800	5.8	3310	10100	
F 51 3_65.8	65.8	43	1650	7.9	2610	8640	21.3	1800	4.3	3380	11600	
F 51 3_83.2	83.2	34	1770	6.7	2630	9380	16.8	1800	3.4	3440	12000	
F 51 3_105.1	105.1	26.6	1800	5.4	2650	10400	13.3	1800	2.7	3460	12000	
F 51 3_129.9	129.9	21.6	1800	4.4	2670	11600	10.8	1800	2.2	3490	12000	
F 51 3_165.6	165.6	16.9	1800	3.4	2700	12000	8.5	1800	1.7	3500	12000	
F 51 3_202.4	202.4	13.8	1800	2.8	2710	12000	6.9	1800	1.4	3500	12000	
F 51 3_216.9	216.9	12.9	1800	2.6	2710	12000	6.5	1800	1.3	3500	12000	
F 51 3_239.8	239.8	11.7	1800	2.4	2730	12000	5.8	1800	1.2	3500	12000	
F 51 3_262.1	262.1	10.7	1800	2.2	2730	12000	5.3	1800	1.1	3500	12000	
F 51 3_285.9	285.9	9.8	1800	2.0	2730	12000	4.9	1800	0.99	3500	12000	
F 51 3_317.3	317.3	8.8	1800	1.8	2740	12000	4.4	1800	0.89	3500	12000	
F 51 3_352.5	352.5	7.9	1800	1.6	2740	12000	4.0	1800	0.80	3500	12000	
F 51 4_429.1	429.1	6.5	1800	1.4	1930	12000	3.3	1800	0.68	2200	12000	
F 51 4_530.5	530.5	5.3	1800	1.1	1970	12000	2.6	1800	0.55	2200	12000	
F 51 4_676.3	676.3	4.1	1800	0.87	2020	12000	2.1	1800	0.43	2200	12000	
F 51 4_826.4	826.4	3.4	1800	0.71	2040	12000	1.7	1800	0.35	2200	12000	
F 51 4_885.5	885.5	3.2	1800	0.66	2050	12000	1.6	1800	0.33	2200	12000	
F 51 4_979.4	979.4	2.9	1800	0.60	2060	12000	1.4	1800	0.30	2200	12000	
F 51 4_1070	1070	2.6	1800	0.55	2070	12000	1.3	1800	0.27	2200	12000	
F 51 4_1168	1168	2.4	1800	0.50	2080	12000	1.2	1800	0.25	2200	12000	
F 51 4_1296	1296	2.2	1800	0.45	2090	12000	1.1	1800	0.23	2200	12000	
F 51 4_1439	1439	1.9	1800	0.41	2100	12000	1.0	1800	0.20	2200	12000	





F 51 1800 Nm

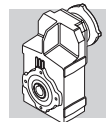
	i	n ₁ = 900 min ⁻¹					n ₁ = 500 min ⁻¹					
		n ₂ min ⁻¹	M _{n2} Nm	P _{n1} kW	R _{n1} N	R _{n2} N	n ₂ min ⁻¹	M _{n2} Nm	P _{n1} kW	R _{n1} N	R _{n2} N	
F 51 2_7.2	7.2	125	1100	15.2	1940	6170	70	1100	8.4	3190	8140	485
F 51 2_9.1	9.1	99	1100	12.1	2450	6900	55	1100	6.7	3440	9030	
F 51 2_11.1	11.1	81	1520	13.6	2450	6660	45	1700	8.4	3190	8480	
F 51 2_14.0	14.0	64	1620	11.5	2550	7250	36	1700	6.7	3440	9500	
F 51 2_18.8	18.8	48	1700	9.0	2690	8230	26.6	1700	5.0	3500	10900	
F 51 2_23.8	23.8	38	1700	7.1	2870	9250	21.0	1700	3.9	3500	12000	
F 51 2_30.0	30.0	30	1700	5.6	2960	10300	16.6	1700	3.1	3500	12000	
F 51 2_37.1	37.1	24.2	1700	4.5	3040	11400	13.5	1700	2.5	3500	12000	
F 51 3_48.9	48.9	18.4	1800	3.7	3500	12000	10.2	1800	2.1	3500	12000	
F 51 3_65.8	65.8	13.7	1800	2.8	3500	12000	7.6	1800	1.5	3500	12000	
F 51 3_83.2	83.2	10.8	1800	2.2	3500	12000	6.0	1800	1.2	3500	12000	
F 51 3_105.1	105.1	8.6	1800	1.7	3500	12000	4.8	1800	0.96	3500	12000	
F 51 3_129.9	129.9	6.9	1800	1.4	3500	12000	3.8	1800	0.78	3500	12000	
F 51 3_165.6	165.6	5.4	1800	1.1	3500	12000	3.0	1800	0.61	3500	12000	
F 51 3_202.4	202.4	4.4	1800	0.90	3500	12000	2.5	1800	0.50	3500	12000	
F 51 3_216.9	216.9	4.2	1800	0.84	3500	12000	2.3	1800	0.47	3500	12000	
F 51 3_239.8	239.8	3.8	1800	0.76	3500	12000	2.1	1800	0.42	3500	12000	
F 51 3_262.1	262.1	3.4	1800	0.70	3500	12000	1.9	1800	0.39	3500	12000	
F 51 3_285.9	285.9	3.1	1800	0.64	3500	12000	1.7	1800	0.35	3500	12000	
F 51 3_317.3	317.3	2.8	1800	0.57	3500	12000	1.6	1800	0.32	3500	12000	
F 51 3_352.5	352.5	2.6	1800	0.52	3500	12000	1.4	1800	0.29	3500	12000	
F 51 4_429.1	429.1	2.1	1800	0.44	2200	12000	1.2	1800	0.24	2200	12000	
F 51 4_530.5	530.5	1.7	1800	0.36	2200	12000	0.94	1800	0.20	2200	12000	
F 51 4_676.3	676.3	1.3	1800	0.28	2200	12000	0.74	1800	0.15	2200	12000	
F 51 4_826.4	826.4	1.1	1800	0.23	2200	12000	0.61	1800	0.13	2200	12000	
F 51 4_885.5	885.5	1.0	1800	0.21	2200	12000	0.56	1800	0.12	2200	12000	
F 51 4_979.4	979.4	0.92	1800	0.19	2200	12000	0.51	1800	0.11	2200	12000	
F 51 4_1070	1070	0.84	1800	0.18	2200	12000	0.47	1800	0.10	2200	12000	
F 51 4_1168	1168	0.77	1800	0.16	2200	12000	0.43	1800	0.09	2200	12000	
F 51 4_1296	1296	0.69	1800	0.15	2200	12000	0.39	1800	0.08	2200	12000	
F 51 4_1439	1439	0.63	1800	0.13	2200	12000	0.35	1800	0.07	2200	12000	



F 60 2900 Nm



	i	n ₁ = 2800 min ⁻¹					n ₁ = 1400 min ⁻¹					
		n ₂ min ⁻¹	M _{n2} Nm	P _{n1} kW	R _{n1} N	R _{n2} N	n ₂ min ⁻¹	M _{n2} Nm	P _{n1} kW	R _{n1} N	R _{n2} N	
F 60 3_9.0	9.0	311	920	32	—	13300	156	1160	20	—	16500	489
F 60 3_9.7	9.7	289	1000	33	—	13600	144	1250	20	—	16700	
F 60 3_11.8	11.8	237	1030	28	—	14600	119	1300	17.4	—	17800	
F 60 3_12.7	12.7	220	1110	28	—	14700	110	1400	17.4	—	18000	
F 60 3_14.5	14.5	193	1110	24	—	15500	97	1400	15.3	—	19000	
F 60 3_15.7	15.7	178	1200	24	—	15600	89	1500	15.1	—	19200	
F 60 3_19.1	19.1	147	1200	19.9	—	16800	73	1500	12.4	—	20000	
F 60 3_20.7	20.7	135	1300	19.9	—	17000	68	1640	12.5	—	20000	
F 60 3_23.5	23.5	119	1260	17.0	—	17900	60	1590	10.7	—	20000	
F 60 3_25.4	25.4	110	1370	17.1	—	18100	55	1720	10.7	—	20000	
F 60 3_29.6	29.6	95	2750	29	820	15900	47	2900	15.5	2630	20000	
F 60 3_32.1	32.1	87	2800	28	1290	16200	44	2900	14.3	3260	20000	
F 60 3_38.8	38.8	72	2900	24	1260	17500	36	2900	11.8	3480	20000	
F 60 3_42.1	42.1	67	2900	22	1820	17900	33	2900	10.9	3720	20000	
F 60 3_47.8	47.8	59	2900	19.2	1770	19100	29.3	2900	9.6	3730	20000	
F 60 3_51.8	51.8	54	2900	17.7	2290	19500	27.0	2900	8.9	3830	20000	
F 60 3_63.0	63.0	44	2900	14.6	2310	20000	22.2	2900	7.3	3850	20000	
F 60 3_68.3	68.3	41	2900	13.4	2790	20000	20.5	2900	6.7	3940	20000	
F 60 3_77.6	77.6	36	2900	11.8	2620	20000	18.0	2900	5.9	3920	20000	
F 60 3_84.0	84.0	33	2900	10.9	2960	20000	16.7	2900	5.5	4010	20000	
F 60 3_98.2	98.2	28.5	2900	9.3	2910	20000	14.3	2900	4.7	3980	20000	
F 60 3_106.4	106.4	26.3	2900	8.6	3020	20000	13.2	2900	4.3	4070	20000	
F 60 3_120.5	120.5	23.2	2900	7.6	2970	20000	11.6	2900	3.8	4030	20000	
F 60 3_130.5	130.5	21.5	2900	7.0	3060	20000	10.7	2900	3.5	4110	20000	
F 60 3_150.4	150.4	18.6	2900	6.1	3010	20000	9.3	2900	3.0	4060	20000	
F 60 3_162.9	162.9	17.2	2900	5.6	3090	20000	8.6	2900	2.8	4140	20000	
F 60 3_185.9	185.9	15.1	2900	4.9	3050	20000	7.5	2900	2.5	4100	20000	
F 60 3_201.4	201.4	13.9	2900	4.6	3130	20000	7.0	2900	2.3	4180	20000	
F 60 3_217.6	217.6	12.9	2900	4.2	3070	20000	6.4	2900	2.1	4120	20000	
F 60 3_235.8	235.8	11.9	2900	3.9	3140	20000	5.9	2900	1.9	4190	20000	
F 60 3_259.1	259.1	10.8	2900	3.5	3080	20000	5.4	2900	1.8	4130	20000	
F 60 3_280.7	280.7	10.0	2900	3.3	3150	20000	5.0	2900	1.6	4200	20000	
F 60 4_315.4	315.4	8.9	2900	3.0	3500	20000	4.4	2900	1.5	3500	20000	
F 60 4_341.7	341.7	8.2	2900	2.8	3500	20000	4.1	2900	1.4	3500	20000	
F 60 4_399.3	399.3	7.0	2900	2.4	3500	20000	3.5	2900	1.2	3500	20000	
F 60 4_432.6	432.6	6.5	2900	2.2	3500	20000	3.2	2900	1.1	3500	20000	
F 60 4_489.8	489.8	5.7	2900	1.9	3500	20000	2.9	2900	0.96	3500	20000	
F 60 4_530.7	530.7	5.3	2900	1.8	3500	20000	2.6	2900	0.89	3500	20000	
F 60 4_611.4	611.4	4.6	2900	1.5	3500	20000	2.3	2900	0.77	3500	20000	
F 60 4_662.4	662.4	4.2	2900	1.4	3500	20000	2.1	2900	0.71	3500	20000	
F 60 4_756.0	756.0	3.7	2900	1.2	3500	20000	1.9	2900	0.62	3500	20000	
F 60 4_819.0	819.0	3.4	2900	1.1	3500	20000	1.7	2900	0.57	3500	20000	
F 60 4_885.1	885.1	3.2	2900	1.1	3500	20000	1.6	2900	0.53	3500	20000	
F 60 4_958.9	958.9	2.9	2900	0.98	3500	20000	1.5	2900	0.49	3500	20000	
F 60 4_1054	1054	2.7	2900	0.89	3500	20000	1.3	2900	0.45	3500	20000	
F 60 4_1141	1141	2.5	2900	0.83	3500	20000	1.2	2900	0.41	3500	20000	

(—) Interpellare il ns. servizio tecnico comunicando i dati relativi al carico radiale (senso di rotazione, orientamento, posizione)

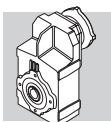


F 60



2900 Nm

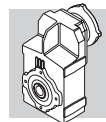
	i	n ₁ = 900 min ⁻¹					n ₁ = 500 min ⁻¹					
		n ₂ min ⁻¹	M _{n2} Nm	P _{n1} kW	R _{n1} N	R _{n2} N	n ₂ min ⁻¹	M _{n2} Nm	P _{n1} kW	R _{n1} N	R _{n2} N	
F 60 3_9.0	9.0	100	1340	15.1	—	18800	56	1630	10.2	—	20000	489
F 60 3_9.7	9.7	93	1460	15.3	—	19000	52	1780	10.4	—	20000	
F 60 3_11.8	11.8	76	1500	12.9	—	20000	42	1830	8.8	—	20000	
F 60 3_12.7	12.7	71	1620	13.0	—	20000	39	1900	8.4	600	20000	
F 60 3_14.5	14.5	62	1620	11.4	—	20000	34	1900	7.4	490	20000	
F 60 3_15.7	15.7	57	1750	11.3	—	20000	32	1900	6.8	1630	20000	
F 60 3_19.1	19.1	47	1750	9.3	—	20000	26.2	1900	5.6	1660	20000	
F 60 3_20.7	20.7	43	1900	9.3	—	20000	24.2	1900	5.2	2700	20000	
F 60 3_23.5	23.5	38	1840	8.0	—	20000	21.3	1900	4.6	2340	20000	
F 60 3_25.4	25.4	35	1900	7.6	620	20000	19.7	1900	4.2	3330	20000	
F 60 3_29.6	29.6	30	2900	10.0	4220	20000	16.9	2900	5.5	4700	20000	
F 60 3_32.1	32.1	28.0	2900	9.2	4350	20000	15.6	2900	5.1	4700	20000	
F 60 3_38.8	38.8	23.2	2900	7.6	4420	20000	12.9	2900	4.2	4700	20000	
F 60 3_42.1	42.1	21.4	2900	7.0	4530	20000	11.9	2900	3.9	4700	20000	
F 60 3_47.8	47.8	18.8	2900	6.2	4530	20000	10.5	2900	3.4	4700	20000	
F 60 3_51.8	51.8	17.4	2900	5.7	4640	20000	9.7	2900	3.2	4700	20000	
F 60 3_63.0	63.0	14.3	2900	4.7	4660	20000	7.9	2900	2.6	4700	20000	
F 60 3_68.3	68.3	13.2	2900	4.3	4700	20000	7.3	2900	2.4	4700	20000	
F 60 3_77.6	77.6	11.6	2900	3.8	4700	20000	6.4	2900	2.1	4700	20000	
F 60 3_84.0	84.0	10.7	2900	3.5	4700	20000	6.0	2900	1.9	4700	20000	
F 60 3_98.2	98.2	9.2	2900	3.0	4700	20000	5.1	2900	1.7	4700	20000	
F 60 3_106.4	106.4	8.5	2900	2.8	4700	20000	4.7	2900	1.5	4700	20000	
F 60 3_120.5	120.5	7.5	2900	2.4	4700	20000	4.1	2900	1.4	4700	20000	
F 60 3_130.5	130.5	6.9	2900	2.3	4700	20000	3.8	2900	1.3	4700	20000	
F 60 3_150.4	150.4	6.0	2900	2.0	4700	20000	3.3	2900	1.1	4700	20000	
F 60 3_162.9	162.9	5.5	2900	1.8	4700	20000	3.1	2900	1.0	4700	20000	
F 60 3_185.9	185.9	4.8	2900	1.6	4700	20000	2.7	2900	0.88	4700	20000	
F 60 3_201.4	201.4	4.5	2900	1.5	4700	20000	2.5	2900	0.81	4700	20000	
F 60 3_217.6	217.6	4.1	2900	1.4	4700	20000	2.3	2900	0.75	4700	20000	
F 60 3_235.8	235.8	3.8	2900	1.3	4700	20000	2.1	2900	0.69	4700	20000	
F 60 3_259.1	259.1	3.5	2900	1.1	4700	20000	1.9	2900	0.63	4700	20000	
F 60 3_280.7	280.7	3.2	2900	1.1	4700	20000	1.8	2900	0.58	4700	20000	
F 60 4_315.4	315.4	2.9	2900	0.96	3500	20000	1.6	2900	0.53	3500	20000	
F 60 4_341.7	341.7	2.6	2900	0.89	3500	20000	1.5	2900	0.49	3500	20000	
F 60 4_399.3	399.3	2.3	2900	0.76	3500	20000	1.3	2900	0.42	3500	20000	
F 60 4_432.6	432.6	2.1	2900	0.70	3500	20000	1.2	2900	0.39	3500	20000	
F 60 4_489.8	489.8	1.8	2900	0.62	3500	20000	1.0	2900	0.34	3500	20000	
F 60 4_530.7	530.7	1.7	2900	0.57	3500	20000	0.94	2900	0.32	3500	20000	
F 60 4_611.4	611.4	1.5	2900	0.50	3500	20000	0.82	2900	0.28	3500	20000	
F 60 4_662.4	662.4	1.4	2900	0.46	3500	20000	0.75	2900	0.25	3500	20000	
F 60 4_756.0	756.0	1.2	2900	0.40	3500	20000	0.66	2900	0.22	3500	20000	
F 60 4_819.0	819.0	1.1	2900	0.37	3500	20000	0.61	2900	0.21	3500	20000	
F 60 4_885.1	885.1	1.0	2900	0.34	3500	20000	0.56	2900	0.19	3500	20000	
F 60 4_958.9	958.9	0.94	2900	0.32	3500	20000	0.52	2900	0.18	3500	20000	
F 60 4_1054	1054	0.85	2900	0.29	3500	20000	0.47	2900	0.16	3500	20000	
F 60 4_1141	1141	0.79	2900	0.27	3500	20000	0.44	2900	0.15	3500	20000	

(—) Interpellare il ns. servizio tecnico comunicando i dati relativi al carico radiale (senso di rotazione, orientamento, posizione)





F 70 5000 Nm

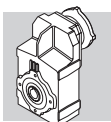
	i	n ₁ = 2800 min ⁻¹					n ₁ = 1400 min ⁻¹					
		n ₂ min ⁻¹	M _{n2} Nm	P _{n1} kW	R _{n1} N	R _{n2} N	n ₂ min ⁻¹	M _{n2} Nm	P _{n1} kW	R _{n1} N	R _{n2} N	
F 70 3_10.0	10.0	280	2600	82	1410	14800	140	3200	51	1750	18200	493
F 70 3_10.9	10.9	257	2800	81	1510	14700	128	3450	50	1840	18100	
F 70 3_12.8	12.8	219	2900	72	860	15700	109	3600	44	880	19300	
F 70 3_13.9	13.9	201	3150	72	810	15600	101	3900	44	880	19100	
F 70 3_16.3	16.3	172	3250	63	570	16600	86	4000	39	710	20500	
F 70 3_17.7	17.7	158	3550	63	430	16400	79	4350	39	630	20200	
F 70 3_20.9	20.9	134	3450	52	690	18000	67	4000	30	2090	22700	
F 70 3_22.6	22.6	124	3750	52	640	17800	62	4350	30	2010	22500	
F 70 3_24.6	24.6	114	3550	46	560	19000	57	4000	26	2510	24200	
F 70 3_27.7	27.7	101	3750	43	5070	19600	51	4650	27	6410	24100	
F 70 3_30.0	30.0	93	4050	43	5080	19400	47	5000	26	6420	23900	
F 70 3_35.4	35.4	79	4150	37	5070	20900	40	5000	22	6440	25900	
F 70 3_38.4	38.4	73	4500	37	5060	20700	36	5000	21	6540	26500	
F 70 3_45.2	45.2	62	4600	32	5080	22200	31	5000	17.5	6590	28700	
F 70 3_49.0	49.0	57	4600	30	5170	22700	28.6	5000	16.1	6680	29300	
F 70 3_57.7	57.7	49	5000	27	5090	23800	24.3	5000	13.7	6680	31600	
F 70 3_62.5	62.5	45	5000	25	5170	24300	22.4	5000	12.7	6760	32300	
F 70 3_67.9	67.9	41	5000	23	5110	25500	20.6	5000	11.6	6710	33600	
F 70 3_73.6	73.6	38	5000	21	5190	26100	19.0	5000	10.7	6790	34400	
F 70 3_85.4	85.4	33	5000	18.5	5190	28000	16.4	5000	9.3	6780	35000	
F 70 3_92.5	92.5	30	5000	17.1	5260	28700	15.1	5000	8.5	6860	35000	
F 70 3_101.2	101.2	27.7	5000	15.6	5220	30000	13.8	5000	7.8	6820	35000	
F 70 3_109.6	109.6	25.5	5000	14.4	5290	30700	12.8	5000	7.2	6890	35000	
F 70 3_122.7	122.7	22.8	5000	12.9	5250	32300	11.4	5000	6.4	6850	35000	
F 70 3_133.0	133.0	21.1	5000	11.9	5320	33100	10.5	5000	5.9	6920	35000	
F 70 3_153.8	153.8	18.2	5000	10.3	5280	35000	9.1	5000	5.1	6880	35000	
F 70 3_166.7	166.7	16.8	5000	9.5	5350	35000	8.4	5000	4.7	6950	35000	
F 70 3_180.9	180.9	15.5	5000	8.7	5310	35000	7.7	5000	4.4	6910	35000	
F 70 3_196.0	196.0	14.3	5000	8.1	5370	35000	7.1	5000	4.0	6970	35000	
F 70 4_216.5	216.5	12.9	5000	7.5	2130	35000	6.5	5000	3.7	2860	35000	
F 70 4_234.6	234.6	11.9	5000	6.9	2130	35000	6.0	5000	3.5	2860	35000	
F 70 4_280.9	280.9	10.0	5000	5.8	2200	35000	5.0	5000	2.9	2940	35000	
F 70 4_304.3	304.3	9.2	5000	5.3	2200	35000	4.6	5000	2.7	2940	35000	
F 70 4_372.5	372.5	7.5	5000	4.4	2260	35000	3.8	5000	2.2	3000	35000	
F 70 4_403.5	403.5	6.9	5000	4.0	2260	35000	3.5	5000	2.0	3000	35000	
F 70 4_471.2	471.2	5.9	5000	3.4	2300	35000	3.0	5000	1.7	3040	35000	
F 70 4_510.4	510.4	5.5	5000	3.2	2300	35000	2.7	5000	1.6	3040	35000	
F 70 4_606.8	606.8	4.6	5000	2.7	2340	35000	2.3	5000	1.3	3070	35000	
F 70 4_657.4	657.4	4.3	5000	2.5	2340	35000	2.1	5000	1.2	3070	35000	
F 70 4_759.0	759.0	3.7	5000	2.1	2360	35000	1.8	5000	1.1	3090	35000	
F 70 4_822.2	822.2	3.4	5000	2.0	2360	35000	1.7	5000	1.0	3090	35000	
F 70 4_899.4	899.4	3.1	5000	1.8	2370	35000	1.6	5000	0.90	3110	35000	
F 70 4_974.4	974.4	2.9	5000	1.7	2370	35000	1.4	5000	0.83	3110	35000	
F 70 4_1091	1091	2.6	5000	1.5	2390	35000	1.3	5000	0.74	3120	35000	
F 70 4_1182	1182	2.4	5000	1.4	2390	35000	1.2	5000	0.69	3120	35000	
F 70 4_1368	1368	2.0	5000	1.2	2400	35000	1.0	5000	0.59	3130	35000	
F 70 4_1481	1481	1.9	5000	1.1	2400	35000	0.95	5000	0.55	3130	35000	
F 70 4_1585	1585	1.8	5000	1.0	2410	35000	0.88	5000	0.51	3140	35000	
F 70 4_1717	1717	1.6	5000	0.95	2410	35000	0.82	5000	0.47	3140	35000	
F 70 4_2019	2019	1.4	5000	0.80	2420	35000	0.69	5000	0.40	3150	35000	
F 70 4_2188	2188	1.3	5000	0.74	2420	35000	0.64	5000	0.37	3150	35000	





F 70 5000 Nm

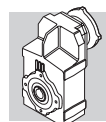
	i	n ₁ = 900 min ⁻¹					n ₁ = 500 min ⁻¹					
		n ₂ min ⁻¹	M _{n2} Nm	P _{n1} kW	R _{n1} N	R _{n2} N	n ₂ min ⁻¹	M _{n2} Nm	P _{n1} kW	R _{n1} N	R _{n2} N	
F 70 3_10.0	10.0	90	3200	33	4870	21700	50	3200	18.1	7000	27000	
F 70 3_10.9	10.9	83	3450	32	4970	21700	46	3450	17.9	7000	27200	
F 70 3_12.8	12.8	70	3850	31	2540	22500	39	3600	15.9	7000	28300	
F 70 3_13.9	13.9	65	4200	31	2380	22400	36	3900	15.8	7000	28300	
F 70 3_16.3	16.3	55	4000	25	3830	24500	31	4000	13.9	7000	30700	
F 70 3_17.7	17.7	51	4350	25	3750	24400	28.2	4350	13.9	7000	30800	
F 70 3_20.9	20.9	43	4000	19.5	5210	27000	23.9	4000	10.8	7000	33700	
F 70 3_22.6	22.6	40	4350	19.6	5130	26900	22.1	4350	10.9	7000	33800	
F 70 3_24.6	24.6	37	4000	16.5	5630	28700	20.3	4000	9.2	7000	35000	
F 70 3_27.7	27.7	32	5000	18.4	7000	28100	18.1	4650	9.5	7000	35000	
F 70 3_30.0	30.0	30	5000	16.9	7000	28800	16.7	5000	9.4	7000	35000	
F 70 3_35.4	35.4	25.4	5000	14.4	7000	31000	14.1	5000	8.0	7000	35000	
F 70 3_38.4	38.4	23.4	5000	13.2	7000	31700	13.0	5000	7.4	7000	35000	
F 70 3_45.2	45.2	19.9	5000	11.2	7000	34100	11.1	5000	6.2	7000	35000	
F 70 3_49.0	49.0	18.4	5000	10.4	7000	34900	10.2	5000	5.8	7000	35000	
F 70 3_57.7	57.7	15.6	5000	8.8	7000	35000	8.7	5000	4.9	7000	35000	
F 70 3_62.5	62.5	14.4	5000	8.1	7000	35000	8.0	5000	4.5	7000	35000	
F 70 3_67.9	67.9	13.3	5000	7.5	7000	35000	7.4	5000	4.2	7000	35000	
F 70 3_73.6	73.6	12.2	5000	6.9	7000	35000	6.8	5000	3.8	7000	35000	
F 70 3_85.4	85.4	10.5	5000	6.0	7000	35000	5.9	5000	3.3	7000	35000	
F 70 3_92.5	92.5	9.7	5000	5.5	7000	35000	5.4	5000	3.1	7000	35000	
F 70 3_101.2	101.2	8.9	5000	5.0	7000	35000	4.9	5000	2.8	7000	35000	
F 70 3_109.6	109.6	8.2	5000	4.6	7000	35000	4.6	5000	2.6	7000	35000	
F 70 3_122.7	122.7	7.3	5000	4.1	7000	35000	4.1	5000	2.3	7000	35000	
F 70 3_133.0	133.0	6.8	5000	3.8	7000	35000	3.8	5000	2.1	7000	35000	
F 70 3_153.8	153.8	5.9	5000	3.3	7000	35000	3.3	5000	1.8	7000	35000	
F 70 3_166.7	166.7	5.4	5000	3.0	7000	35000	3.0	5000	1.7	7000	35000	
F 70 3_180.9	180.9	5.0	5000	2.8	7000	35000	2.8	5000	1.6	7000	35000	
F 70 3_196.0	196.0	4.6	5000	2.6	7000	35000	2.6	5000	1.4	7000	35000	
F 70 4_216.5	216.5	4.2	5000	2.4	3430	35000	2.3	5000	1.3	3500	35000	
F 70 4_234.6	234.6	3.8	5000	2.2	3430	35000	2.1	5000	1.2	3500	35000	
F 70 4_280.9	280.9	3.2	5000	1.9	3500	35000	1.8	5000	1.0	3500	35000	
F 70 4_304.3	304.3	3.0	5000	1.7	3500	35000	1.6	5000	0.95	3500	35000	
F 70 4_372.5	372.5	2.4	5000	1.4	3500	35000	1.3	5000	0.78	3500	35000	
F 70 4_403.5	403.5	2.2	5000	1.3	3500	35000	1.2	5000	0.72	3500	35000	
F 70 4_471.2	471.2	1.9	5000	1.1	3500	35000	1.1	5000	0.62	3500	35000	
F 70 4_510.4	510.4	1.8	5000	1.0	3500	35000	0.98	5000	0.57	3500	35000	
F 70 4_606.8	606.8	1.5	5000	0.86	3500	35000	0.82	5000	0.48	3500	35000	
F 70 4_657.4	657.4	1.4	5000	0.79	3500	35000	0.76	5000	0.44	3500	35000	
F 70 4_759.0	759.0	1.2	5000	0.69	3500	35000	0.66	5000	0.38	3500	35000	
F 70 4_822.2	822.2	1.1	5000	0.63	3500	35000	0.61	5000	0.35	3500	35000	
F 70 4_899.4	899.4	1.0	5000	0.58	3500	35000	0.56	5000	0.32	3500	35000	
F 70 4_974.4	974.4	0.92	5000	0.54	3500	35000	0.51	5000	0.30	3500	35000	
F 70 4_1091	1091	0.82	5000	0.48	3500	35000	0.46	5000	0.27	3500	35000	
F 70 4_1182	1182	0.76	5000	0.44	3500	35000	0.42	5000	0.25	3500	35000	
F 70 4_1368	1368	0.66	5000	0.38	3500	35000	0.37	5000	0.21	3500	35000	
F 70 4_1481	1481	0.61	5000	0.35	3500	35000	0.34	5000	0.20	3500	35000	
F 70 4_1585	1585	0.57	5000	0.33	3500	35000	0.32	5000	0.18	3500	35000	
F 70 4_1717	1717	0.52	5000	0.30	3500	35000	0.29	5000	0.17	3500	35000	
F 70 4_2019	2019	0.45	5000	0.26	3500	35000	0.25	5000	0.14	3500	35000	
F 70 4_2188	2188	0.41	5000	0.24	3500	35000	0.23	5000	0.13	3500	35000	

493





F 80 8000 Nm

	i	n ₁ = 2800 min ⁻¹					n ₁ = 1400 min ⁻¹					
		n ₂ min ⁻¹	M _{n2} Nm	P _{n1} kW	R _{n1} N	R _{n2} N	n ₂ min ⁻¹	M _{n2} Nm	P _{n1} kW	R _{n1} N	R _{n2} N	
F 80 3_10.3	10.3	272	3250	100	610	17200	136	4100	63	220	21800	496
F 80 3_11.2	11.2	250	3520	99	620	17800	125	4440	63	230	21700	
F 80 3_12.9	12.9	217	3560	87	670	18900	109	4480	55	350	23100	
F 80 3_14.0	14.0	200	3850	87	700	18800	100	4860	55	310	23000	
F 80 3_16.2	16.2	173	3760	73	760	20300	86	4740	46	430	24800	
F 80 3_17.6	17.6	159	4000	72	730	20300	80	5140	46	410	24700	
F 80 3_20.3	20.3	138	4060	63	780	21700	69	5120	40	440	26500	
F 80 3_22.0	22.0	127	4400	63	780	21600	64	5540	40	470	26400	
F 80 3_25.2	25.2	111	4230	53	700	23300	56	5330	33	360	28500	
F 80 3_28.8	28.8	97	6550	72	4590	20500	49	8000	44	5890	25400	
F 80 3_31.3	31.3	89	7100	72	4590	20000	45	8000	40	6040	26000	
F 80 3_36.0	36.0	78	7250	64	4560	21500	39	8000	35	6110	28100	
F 80 3_39.0	39.0	72	6700	54	4890	23000	36	8000	32	6240	28800	
F 80 3_45.3	45.3	62	7900	55	4440	22700	31	8000	28	6240	31100	
F 80 3_49.1	49.1	57	8000	52	4750	23200	28.5	8000	26	6360	31900	
F 80 3_56.7	56.7	49	8000	45	4780	25200	24.7	8000	22	6390	34300	
F 80 3_61.5	61.5	46	8000	41	4890	25800	22.8	8000	21	6500	35100	
F 80 3_70.4	70.4	40	8000	36	4850	27800	19.9	8000	18.0	6460	37500	
F 80 3_76.3	76.3	37	8000	33	4950	28500	18.3	8000	16.6	6560	38400	
F 80 3_85.2	85.2	33	8000	30	4940	30300	16.4	8000	14.8	6550	40500	
F 80 3_92.3	92.3	30	8000	27	5040	31000	15.2	8000	13.7	6640	41500	
F 80 3_105.0	105.0	26.7	8000	24	5000	33200	13.3	8000	12.0	6610	44000	
F 80 3_113.8	113.8	24.6	8000	22	5090	34000	12.3	8000	11.1	6700	45000	
F 80 3_122.5	122.5	22.9	8000	21	5020	35400	11.4	8000	10.3	6630	45000	
F 80 3_132.7	132.7	21.1	8000	19.1	5110	36200	10.6	8000	9.5	6720	45000	
F 80 3_147.9	147.9	18.9	8000	17.1	5060	38200	9.5	8000	8.6	6660	45000	
F 80 3_160.2	160.2	17.5	8000	15.8	5140	39100	8.7	8000	7.9	6750	45000	
F 80 3_184.6	184.6	15.2	8000	13.7	5090	41800	7.6	8000	6.9	6700	45000	
F 80 3_200.0	200.0	14.0	8000	12.7	5180	42800	7.0	8000	6.3	6780	45000	
F 80 4_218.5	218.5	12.8	8000	11.9	1020	45000	6.4	8000	5.9	2400	45000	
F 80 4_273.9	273.9	10.2	8000	9.5	1470	45000	5.1	8000	4.7	2680	45000	
F 80 4_296.7	296.7	9.4	8000	8.8	1470	45000	4.7	8000	4.4	2680	45000	
F 80 4_353.7	353.7	7.9	8000	7.3	1850	45000	4.0	8000	3.7	2770	45000	
F 80 4_383.2	383.2	7.3	8000	6.8	1850	45000	3.7	8000	3.4	2770	45000	
F 80 4_451.5	451.5	6.2	8000	5.8	2040	45000	3.1	8000	2.9	2820	45000	
F 80 4_489.1	489.1	5.7	8000	5.3	2040	45000	2.9	8000	2.7	2820	45000	
F 80 4_563.9	563.9	5.0	8000	4.6	2130	45000	2.5	8000	2.3	2860	45000	
F 80 4_610.9	610.9	4.6	8000	4.3	2130	45000	2.3	8000	2.1	2860	45000	
F 80 4_714.9	714.9	3.9	8000	3.6	2160	45000	2.0	8000	1.8	2890	45000	
F 80 4_774.4	774.4	3.6	8000	3.4	2160	45000	1.8	8000	1.7	2890	45000	
F 80 4_897.3	897.3	3.1	8000	2.9	2200	45000	1.6	8000	1.4	2930	45000	
F 80 4_972.0	972.0	2.9	8000	2.7	2200	45000	1.4	8000	1.3	2930	45000	
F 80 4_1058	1058	2.6	8000	2.5	2210	45000	1.3	8000	1.2	2950	45000	
F 80 4_1146	1146	2.4	8000	2.3	2210	45000	1.2	8000	1.1	2950	45000	
F 80 4_1277	1277	2.2	8000	2.0	2230	45000	1.1	8000	1.0	2960	45000	
F 80 4_1384	1384	2.0	8000	1.9	2230	45000	1.0	8000	0.94	2960	45000	
F 80 4_1578	1578	1.8	8000	1.6	2240	45000	0.89	8000	0.82	2970	45000	
F 80 4_1709	1709	1.6	8000	1.5	2240	45000	0.82	8000	0.76	2970	45000	
F 80 4_1834	1834	1.5	8000	1.4	2250	45000	0.76	8000	0.71	2980	45000	
F 80 4_1987	1987	1.4	8000	1.3	2250	45000	0.70	8000	0.65	2980	45000	

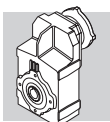


F 80 8000 Nm



	i	n ₁ = 900 min ⁻¹					n ₁ = 500 min ⁻¹					
		n ₂ min ⁻¹	M _{n2} Nm	P _{n1} kW	R _{n1} N	R _{n2} N	n ₂ min ⁻¹	M _{n2} Nm	P _{n1} kW	R _{n1} N	R _{n2} N	
F 80 3_10.3	10.3	87	4740	47	—	24700	49	5770	32	—	29300	
F 80 3_11.2	11.2	80	5140	47	—	24600	45	6250	32	—	29200	
F 80 3_12.9	12.9	70	5200	41	—	26200	39	6320	28	—	31100	
F 80 3_14.0	14.0	64	5620	41	—	26100	36	6800	27	—	31000	
F 80 3_16.2	16.2	56	5490	34	—	28200	31	6250	22	1540	34200	
F 80 3_17.6	17.6	51	5960	34	—	28100	28.4	6800	22	1410	30000	
F 80 3_20.3	20.3	44	5930	30	—	30100	24.6	6250	17.4	3710	37300	
F 80 3_22.0	22.0	41	6420	30	—	30000	22.7	6800	17.5	3590	37200	
F 80 3_25.2	25.2	36	6175	25	—	32400	19.8	6250	14.0	4660	40500	
F 80 3_28.8	28.8	31	8000	28	7000	31000	17.4	8000	15.7	7000	39600	
F 80 3_31.3	31.3	28.8	8000	26	7000	31700	16.0	8000	14.4	7000	40600	
F 80 3_36.0	36.0	25.0	8000	23	7000	34100	13.9	8000	12.6	7000	43300	
F 80 3_39.0	39.0	23.1	8000	21	7000	34900	12.8	8000	11.6	7000	44300	
F 80 3_45.3	45.3	19.9	8000	18.0	7000	37500	11.0	8000	10.0	7000	45000	
F 80 3_49.1	49.1	18.3	8000	16.6	7000	38400	10.2	8000	9.2	7000	45000	
F 80 3_56.7	56.7	15.9	8000	14.3	7000	41100	8.8	8000	8.0	7000	45000	
F 80 3_61.5	61.5	14.6	8000	13.2	7000	42000	8.1	8000	7.3	7000	45000	
F 80 3_70.4	70.4	12.8	8000	11.6	7000	44700	7.1	8000	6.4	7000	45000	
F 80 3_76.3	76.3	11.8	8000	10.7	7000	45000	6.6	8000	5.9	7000	45000	
F 80 3_85.2	85.2	10.6	8000	9.5	7000	45000	5.9	8000	5.3	7000	45000	
F 80 3_92.3	92.3	9.8	8000	8.8	7000	45000	5.4	8000	4.9	7000	45000	
F 80 3_105.0	105.0	8.6	8000	7.7	7000	45000	4.8	8000	4.3	7000	45000	
F 80 3_113.8	113.8	7.9	8000	7.1	7000	45000	4.4	8000	4.0	7000	45000	
F 80 3_122.5	122.5	7.3	8000	6.6	7000	45000	4.1	8000	3.7	7000	45000	
F 80 3_132.7	132.7	6.8	8000	6.1	7000	45000	3.8	8000	3.4	7000	45000	
F 80 3_147.9	147.9	6.1	8000	5.5	7000	45000	3.4	8000	3.1	7000	45000	
F 80 3_160.2	160.2	5.6	8000	5.1	7000	45000	3.1	8000	2.8	7000	45000	
F 80 3_184.6	184.6	4.9	8000	4.4	7000	45000	2.7	8000	2.4	7000	45000	
F 80 3_200.0	200.0	4.5	8000	4.1	7000	45000	2.5	8000	2.3	7000	45000	
F 80 4_218.5	218.5	4.1	8000	3.8	3130	45000	2.3	8000	2.1	3500	45000	
F 80 4_273.9	273.9	3.3	8000	3.0	3240	45000	1.8	8000	1.7	3500	45000	
F 80 4_296.7	296.7	3.0	8000	2.8	3240	45000	1.7	8000	1.6	3500	45000	
F 80 4_353.7	353.7	2.5	8000	2.4	3330	45000	1.4	8000	1.3	3500	45000	
F 80 4_383.2	383.2	2.3	8000	2.2	3330	45000	1.3	8000	1.2	3500	45000	
F 80 4_451.5	451.5	2.0	8000	1.8	3380	45000	1.1	8000	1.0	3500	45000	
F 80 4_489.1	489.1	1.8	8000	1.7	3380	45000	1.0	8000	0.95	3500	45000	
F 80 4_563.9	563.9	1.6	8000	1.5	3420	45000	0.89	8000	0.82	3500	45000	
F 80 4_610.9	610.9	1.5	8000	1.4	3420	45000	0.82	8000	0.76	3500	45000	
F 80 4_714.9	714.9	1.3	8000	1.2	3460	45000	0.70	8000	0.65	3500	45000	
F 80 4_774.4	774.4	1.2	8000	1.1	3460	45000	0.65	8000	0.60	3500	45000	
F 80 4_897.3	897.3	1.0	8000	0.93	3490	45000	0.56	8000	0.52	3500	45000	
F 80 4_972.0	972.0	0.93	8000	0.86	3490	45000	0.51	8000	0.48	3500	45000	
F 80 4_1058	1058	0.85	8000	0.79	3500	45000	0.47	8000	0.44	3500	45000	
F 80 4_1146	1146	0.79	8000	0.73	3500	45000	0.44	8000	0.40	3500	45000	
F 80 4_1277	1277	0.70	8000	0.65	3500	45000	0.39	8000	0.36	3500	45000	
F 80 4_1384	1384	0.65	8000	0.60	3500	45000	0.36	8000	0.34	3500	45000	
F 80 4_1578	1578	0.57	8000	0.53	3500	45000	0.32	8000	0.29	3500	45000	
F 80 4_1709	1709	0.53	8000	0.49	3500	45000	0.29	8000	0.27	3500	45000	
F 80 4_1834	1834	0.49	8000	0.46	3500	45000	0.27	8000	0.25	3500	45000	
F 80 4_1987	1987	0.45	8000	0.42	3500	45000	0.25	8000	0.23	3500	45000	

496

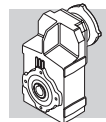
(—) Interpellare il ns. servizio tecnico comunicando i dati relativi al carico radiale (senso di rotazione, orientamento, posizione)





F 90 14000 Nm

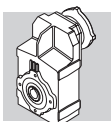
	i	$n_1 = 2800 \text{ min}^{-1}$					$n_1 = 1400 \text{ min}^{-1}$					
		n_2 min ⁻¹	M _{n2} Nm	P _{n1} kW	R _{n1} N	R _{n2} N	n_2 min ⁻¹	M _{n2} Nm	P _{n1} kW	R _{n1} N	R _{n2} N	
F 90 3_10.3	10.3	272	6500	200	5480	23800	136	8000	123	8000	29300	499
F 90 3_11.1	11.1	252	7150	204	5280	23300	126	8800	125	7770	28700	
F 90 3_13.4	13.4	209	7550	178	4880	25000	104	9300	110	7280	30700	
F 90 3_14.5	14.5	193	8100	177	5000	24700	97	10000	109	7400	30300	
F 90 3_16.5	16.5	170	8400	161	4540	26000	85	10300	99	6960	32000	
F 90 3_17.9	17.9	156	8950	158	4560	25700	78	11000	97	7180	31700	
F 90 3_20.6	20.6	136	9200	141	3980	27400	68	11300	87	6260	33700	
F 90 3_22.3	22.3	126	9750	138	4280	27100	63	12000	85	6590	33400	
F 90 3_25.4	25.4	110	10050	125	3620	28700	55	12000	75	6310	36000	
F 90 3_28.6	28.6	98	9750	108	9800	30900	49	12000	66	12400	38000	
F 90 3_31.0	31.0	90	10550	108	9800	30300	45	13000	66	12400	37300	
F 90 3_37.4	37.4	75	10950	93	9820	32800	37	13500	57	12400	40400	
F 90 3_40.5	40.5	69	11900	93	9820	32100	35	14000	55	12500	40600	
F 90 3_46.1	46.1	61	12050	83	9840	34300	30	14000	48	12600	43600	
F 90 3_49.9	49.9	56	13050	83	9840	33500	28.1	14000	44	12700	44700	
F 90 3_57.3	57.3	49	13050	72	9810	36300	24.4	14000	39	12700	48100	
F 90 3_62.1	62.1	45	14000	71	9830	35600	22.5	14000	36	12800	49300	
F 90 3_70.8	70.8	40	14000	63	9830	38500	19.8	14000	31	12800	52700	
F 90 3_76.7	76.7	37	14000	58	9960	39500	18.3	14000	29	13000	54000	
F 90 3_88.4	88.4	32	14000	50	9930	42800	15.8	14000	25	12900	55000	
F 90 3_95.8	95.8	29.2	14000	46	10100	43800	14.6	14000	23	13100	55000	
F 90 3_103.3	103.3	27.1	14000	43	9960	45900	13.6	14000	21	13000	55000	
F 90 3_111.9	111.9	25.0	14000	40	10100	47100	12.5	14000	19.8	13100	55000	
F 90 3_126.8	126.8	22.1	14000	35	10000	50300	11.0	14000	17.5	13000	55000	
F 90 3_137.3	137.3	20.4	14000	32	10100	51500	10.2	14000	16.1	13100	55000	
F 90 3_150.3	150.3	18.6	14000	29	10100	54000	9.3	14000	14.7	13100	55000	
F 90 3_162.8	162.8	17.2	14000	27	10200	55000	8.6	14000	13.6	13200	55000	
F 90 3_179.2	179.2	15.6	14000	25	10200	55000	7.8	14000	12.4	13100	55000	
F 90 3_194.2	194.2	14.4	14000	23	10200	55000	7.2	14000	11.4	13200	55000	
F 90 4_213.6	213.6	13.1	14000	21	—	55000	6.6	14000	10.6	—	55000	
F 90 4_231.4	231.4	12.1	14000	19.6	—	55000	6.1	14000	9.8	—	55000	
F 90 4_268.7	268.7	10.4	14000	16.9	—	55000	5.2	14000	8.5	420	55000	
F 90 4_291.1	291.1	9.6	14000	15.6	—	55000	4.8	14000	7.8	420	55000	
F 90 4_361.8	361.8	7.7	14000	12.6	—	55000	3.9	14000	6.3	990	55000	
F 90 4_392.0	392.0	7.1	14000	11.6	—	55000	3.6	14000	5.8	990	55000	
F 90 4_457.5	457.5	6.1	14000	9.9	—	55000	3.1	14000	5.0	1390	55000	
F 90 4_495.6	495.6	5.6	14000	9.2	—	55000	2.8	14000	4.6	1390	55000	
F 90 4_577.5	577.5	4.8	14000	7.9	—	55000	2.4	14000	3.9	1600	55000	
F 90 4_625.6	625.6	4.5	14000	7.3	—	55000	2.2	14000	3.6	1600	55000	
F 90 4_714.0	714.0	3.9	14000	6.4	—	55000	2.0	14000	3.2	1800	55000	
F 90 4_773.4	773.4	3.6	14000	5.9	—	55000	1.8	14000	2.9	1800	55000	
F 90 4_910.2	910.2	3.1	14000	5.0	—	55000	1.5	14000	2.5	2020	55000	
F 90 4_986.0	986.0	2.8	14000	4.6	—	55000	1.4	14000	2.3	2020	55000	
F 90 4_1112	1112	2.5	14000	4.1	—	55000	1.3	14000	2.0	2110	55000	
F 90 4_1205	1205	2.3	14000	3.8	—	55000	1.2	14000	1.9	2110	55000	
F 90 4_1318	1318	2.1	14000	3.4	—	55000	1.1	14000	1.7	2220	55000	
F 90 4_1428	1428	2.0	14000	3.2	—	55000	0.98	14000	1.6	2220	55000	
F 90 4_1571	1571	1.8	14000	2.9	—	55000	0.89	14000	1.4	2260	55000	
F 90 4_1702	1702	1.6	14000	2.7	—	55000	0.82	14000	1.3	2260	55000	
F 90 4_1937	1937	1.4	14000	2.3	—	55000	0.72	14000	1.2	2300	55000	
F 90 4_2099	2099	1.3	14000	2.2	—	55000	0.67	14000	1.1	2300	55000	

(—) Interpellare il ns. servizio tecnico comunicando i dati relativi al carico radiale (senso di rotazione, orientamento, posizione)



F 90 14000 Nm

	i	n ₁ = 900 min ⁻¹					n ₁ = 500 min ⁻¹					
		n ₂ min ⁻¹	M _{n2} Nm	P _{n1} kW	R _{n1} N	R _{n2} N	n ₂ min ⁻¹	M _{n2} Nm	P _{n1} kW	R _{n1} N	R _{n2} N	
F 90 3_10.3	10.3	87	9150	90	10000	33400	49	9600	53	15000	41900	499
F 90 3_11.1	11.1	81	10050	92	9780	32700	45	10400	53	15000	41600	
F 90 3_13.4	13.4	67	10600	80	9270	35100	37	12500	53	12700	42100	
F 90 3_14.5	14.5	62	11400	80	9390	34600	34	13550	53	12700	41400	
F 90 3_16.5	16.5	55	11750	72	8890	36600	30	12300	42	14600	46400	
F 90 3_17.9	17.9	50	12550	71	9140	36200	27.9	13150	41	14800	46200	
F 90 3_20.6	20.6	44	12200	60	9100	39700	24.3	12200	33	15000	51000	
F 90 3_22.3	22.3	40	13200	60	9120	39000	22.4	13200	33	15000	50700	
F 90 3_25.4	25.4	35	12000	48	10400	43800	19.7	12000	27	15000	55000	
F 90 3_28.6	28.6	31	13700	49	14400	43400	17.5	14000	28	15000	55000	
F 90 3_31.0	31.0	29.0	14000	46	14500	44000	16.1	14000	26	15000	55000	
F 90 3_37.4	37.4	24.1	14000	38	14700	48400	13.4	14000	21	15000	55000	
F 90 3_40.5	40.5	22.2	14000	35	14800	49600	12.3	14000	19.5	15000	55000	
F 90 3_46.1	46.1	19.5	14000	31	14900	53000	10.8	14000	17.2	15000	55000	
F 90 3_49.9	49.9	18.0	14000	29	15000	54200	10.0	14000	15.8	15000	55000	
F 90 3_57.3	57.3	15.7	14000	25	15000	55000	8.7	14000	13.8	15000	55000	
F 90 3_62.1	62.1	14.5	14000	23	15000	55000	8.1	14000	12.7	15000	55000	
F 90 3_70.8	70.8	12.7	14000	20	15000	55000	7.1	14000	11.2	15000	55000	
F 90 3_76.7	76.7	11.7	14000	18.6	15000	55000	6.5	14000	10.3	15000	55000	
F 90 3_88.4	88.4	10.2	14000	16.1	15000	55000	5.7	14000	8.9	15000	55000	
F 90 3_95.8	95.8	9.4	14000	14.9	15000	55000	5.2	14000	8.3	15000	55000	
F 90 3_103.3	103.3	8.7	14000	13.8	15000	55000	4.8	14000	7.7	15000	55000	
F 90 3_111.9	111.9	8.0	14000	12.7	15000	55000	4.5	14000	7.1	15000	55000	
F 90 3_126.8	126.8	7.1	14000	11.2	15000	55000	3.9	14000	6.2	15000	55000	
F 90 3_137.3	137.3	6.6	14000	10.4	15000	55000	3.6	14000	5.8	15000	55000	
F 90 3_150.3	150.3	6.0	14000	9.5	15000	55000	3.3	14000	5.3	15000	55000	
F 90 3_162.8	162.8	5.5	14000	8.7	15000	55000	3.1	14000	4.9	15000	55000	
F 90 3_179.2	179.2	5.0	14000	7.9	15000	55000	2.8	14000	4.4	15000	55000	
F 90 3_194.2	194.2	4.6	14000	7.3	15000	55000	2.6	14000	4.1	15000	55000	
F 90 4_213.6	213.6	4.2	14000	6.8	810	55000	2.3	14000	3.8	2350	55000	
F 90 4_231.4	231.4	3.9	14000	6.3	810	55000	2.2	14000	3.5	2350	55000	
F 90 4_268.7	268.7	3.3	14000	5.4	1390	55000	1.9	14000	3.0	2920	55000	
F 90 4_291.1	291.1	3.1	14000	5.0	1390	55000	1.7	14000	2.8	2920	55000	
F 90 4_361.8	361.8	2.5	14000	4.0	1960	55000	1.4	14000	2.2	3390	55000	
F 90 4_392.0	392.0	2.3	14000	3.7	1960	55000	1.3	14000	2.1	3390	55000	
F 90 4_457.5	457.5	2.0	14000	3.2	2360	55000	1.1	14000	1.8	3490	55000	
F 90 4_495.6	495.6	1.8	14000	2.9	2360	55000	1.0	14000	1.6	3490	55000	
F 90 4_577.5	577.5	1.6	14000	2.5	2570	55000	0.87	14000	1.4	3500	55000	
F 90 4_625.6	625.6	1.4	14000	2.3	2570	55000	0.80	14000	1.3	3500	55000	
F 90 4_714.0	714.0	1.3	14000	2.0	2770	55000	0.70	14000	1.1	3500	55000	
F 90 4_773.4	773.4	1.2	14000	1.9	2770	55000	0.65	14000	1.0	3500	55000	
F 90 4_910.2	910.2	0.99	14000	1.6	2840	55000	0.55	14000	0.89	3500	55000	
F 90 4_986.0	986.0	0.91	14000	1.5	2840	55000	0.51	14000	0.82	3500	55000	
F 90 4_1112	1112	0.81	14000	1.3	2860	55000	0.45	14000	0.73	3500	55000	
F 90 4_1205	1205	0.75	14000	1.2	2860	55000	0.41	14000	0.67	3500	55000	
F 90 4_1318	1318	0.68	14000	1.1	2890	55000	0.38	14000	0.62	3500	55000	
F 90 4_1428	1428	0.63	14000	1.0	2890	55000	0.35	14000	0.57	3500	55000	
F 90 4_1571	1571	0.57	14000	0.93	2900	55000	0.32	14000	0.52	3500	55000	
F 90 4_1702	1702	0.53	14000	0.86	2900	55000	0.29	14000	0.48	3500	55000	
F 90 4_1937	1937	0.46	14000	0.75	2910	55000	0.26	14000	0.42	3500	55000	
F 90 4_2099	2099	0.43	14000	0.70	2910	55000	0.24	14000	0.39	3500	55000	



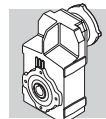
62 PREDISPOSIZIONI MOTORE

Nelle tabelle seguenti vengono riportati gli abbinamenti motore possibili in termini puramente geometrici.

La scelta del motoriduttore deve essere effettuata seguendo le istruzioni specificate al paragrafo 12, rispettando in particolare la condizione $S \geq f_s$.

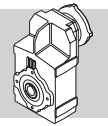
(D 56)

		IEC_  (IM B5)																			
		BN	BE	BXN	BN	BE	BXN	BN	BE	BX	BXN	BN	BE	BX	BXN	BN	BE	BX	BN	BE	BX
P _{n1} (#) [kW]	2p	0.37	—	—	0.75	—	—	1.5	1.1	—	—	2.2	2.2	—	—	4	3	—	4	4	—
	4p	0.25	0.18	0.18	0.55	0.37	0.37	1.1	0.75	0.75	0.75	1.85	1.5	1.5	1.5	3	3	3	4	4	4
	6p	0.12	—	—	0.37	—	—	0.75	—	—	—	1.1	0.75	—	—	1.85	1.5	—	2.2	2.2	—
		P63			P71			P80			P90			P100			P112				
F 10 2	i =	7.4_127.1						7.4_91.5						7.4_91.5							
F 20 2		8.7_132.2 ⊖ (14.8_18.1)						6.4_114.3						6.4_114.3							
F 20 3		156.3_545.3						156.3_545.3						156.3_545.3							
F 25 2		9.4_44.4 ⊖ (10.6_13.0)						6.9_44.4						6.9_44.4							
F 25 3		50.8_333.1						45.6_288.1						45.6_288.1							
F 25 4		393.9_1374						393.9_1374						393.9_1374							
F 31 2		18.5_44.6						6.9_44.6						6.9_44.6							
F 31 3		69.1_374.4						47.5_374.4						47.5_374.4							
F 31 4		418.9_1539						418.9_1539						418.9_1539							
F 41 2		24.1_47.9						6.7_47.9						6.7_47.9							
F 41 3		84.9_344.8						51.5_344.8						51.5_344.8							
F 41 4		433.7_1411						433.7_1411						433.7_1411							
F 51 2		30.0_37.1						7.2_37.1						7.2_37.1							
F 51 3		105.1_352.5						48.9_352.5						48.9_352.5							
F 51 4		429.1_1439						429.1_1439						429.1_1439							
F 60 3		98.2_280.7						11.8_280.7 ⊖ (29.6_32.1)						11.8_280.7 ⊖ (29.6_32.1)							
F 60 4		315.4_1141						315.4_1141						315.4_1141							
F 70 3								85.4_196.0						85.4_196.0							
F 70 4		372.5_2188						216.5_2188						216.5_2188							
F 80 3								105.0_200.0						105.0_200.0							
F 80 4	451.5_1987						218.5_1987						218.5_1987								
F 90 3							126.8_194.2						126.8_194.2								
F 90 4	577.5_2099						213.6_2099						213.6_2099								



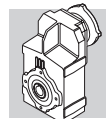
		IEC_  (IM B5)															
		BN	BE	BX	BN	BE	BX	BN	BE	BX	BN	BX	BX	IEC	BX	IEC	
P _{n1} (#) [kW]	2p	9.2	9.2	—	18.5	18.5	—	22	—	—	30	—	—	45	—	55	
	4p	9.2	9.2	7.5	15	15	15	22	22	22	30	30	45	45	55	55	
	6p	5.5	4	—	11	7.5	—	15	—	—	18.5	—	—	30	—	37	
		P132			P160			P180			P200		P225		P250		
F 10 2																	
F 20 2																	
F 20 3																	
F 25 2																	
F 25 3																	
F 25 4																	
F 31 2		6.9_37.7															
F 31 3		47.5_140.7															
F 31 4																	
F 41 2		6.7_47.9															
F 41 3		51.5_168.7															
F 41 4																	
F 51 2	i =	7.2_37.1			7.2_37.1			7.2_37.1									
F 51 3		48.9_202.4			48.9_202.4			48.9_202.4									
F 51 4																	
F 60 3		9.0_201.4			9.0_201.4			9.0_201.4									
F 60 4																	
F 70 3		16.3_196.0 ⊖(27.7_38.4)			10.0_196.0			10.0_196.0			10.0_49.0 ⊖(20.9_24.6)						
F 70 4		216.5_822.2															
F 80 3		20.3_200.0 ⊖(28.8_49.1)			12.9_200.0 ⊖(28.8_31.3)			10.3_200.0			10.3_132.7		10.3_132.7				
F 80 4		218.5_972.0															
F 90 3		25.4_194.2 ⊖(28.6_62.1)			20.6_194.2 ⊖(28.6_49.9)			10.3_194.2			10.3_162.8		10.3_162.8		10.3_162.8		
F 90 4		213.6_1205			213.6_1205			213.6_1205									

(#) P_{n1} = massima potenza installabile sull'ingresso P_



(D 57)

		M05 - ME05 - MXN05	M1 - M1 - MXN10	ME2 - MX2 - MXN20	ME3 - MX3	ME4 - MX4	ME5 - MX5
F 10 2		7.4_127.1	7.4_71.1	7.4_91.5	7.4_91.5		
F 20 2		8.7_132.2 ⊖ (14.8_18.1)	8.7_90.4 ⊖ (14.8_18.1)	6.4_114.3	6.4_114.3		
F 20 3		156.3_545.3	156.3_545.3	156.3_545.3	156.3_545.3		
F 25 2		9.4_44.4 ⊖ (10.6_13.0)	9.4_44.4 ⊖ (10.6_13.0)	6.9_44.4	6.9_44.4		
F 25 3		50.8_333.1	50.8_227.8	45.6_288.1	45.6_288.1		
F 25 4		393.9_1374	393.9_1374	393.9_1374	393.9_1374		
F 31 2			18.5_44.6	6.9_44.6	6.9_44.6	6.9_37.7	
F 31 3			69.1_293.8	47.5_374.4	47.5_374.4	47.5_140.7	
F 31 4		418.9_1539	418.9_1539	418.9_1539	418.9_1539		
F 41 2			24.1_47.9	6.7_47.9	6.7_47.9	6.7_47.9	
F 41 3			84.9_344.8	51.5_344.8	51.5_344.8	51.5_168.7	
F 41 4	i =	433.7_1411	433.7_1411	433.7_1411	433.7_1411		
F 51 2			30.0_37.1	7.2_37.1	7.2_37.1	7.2_37.1	7.2_37.1
F 51 3			105.1_352.5	48.9_352.5	48.9_352.5	48.9_202.4	48.9_202.4
F 51 4			429.1_1439	429.1_1439	429.1_1439		
F 60 3				11.8_280.7 ⊖ (29.6_32.1)	11.8_280.7 ⊖ (29.6_32.1)	9_201.4	9_201.4
F 60 4			315.4_1141	315.4_1141	315.4_1141		
F 70 3				85.4_196.0	85.4_196.0	16.3_196.0 ⊖ (27.7_38.4)	16.3_196.0 ⊖ (27.7_38.4)
F 70 4			372.5_2188	216.5_2188	216.5_2188	216.5_822.2	
F 80 3					105.0_200.0	20.3_200.0 ⊖ (28.8_49.1)	20.3_200.0 ⊖ (28.8_49.1)
F 80 4			451.5_1987	218.5_1987	218.5_1987	218.5_972.0	
F 90 3					126.8_194.2	25.4_194.2 ⊖ (28.6_62.1)	25.4_194.2 ⊖ (28.6_62.1)
F 90 4				213.6_2099	213.6_2099	213.6_1205	



Predisposizioni motore sono disponibili per l'abbinamento dei riduttori F 10 ... F 60 con i servomotori delle tipologie più diffuse.

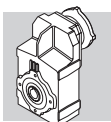
Le dimensioni delle flange sono reperibili nella sezione dimensionale di ogni singolo riduttore. La sigla **SK** identifica calettamenti con l'albero motore dotati di sede per chiavetta, mentre la sigla **SC** corrisponde al calettamento mediante morsetto di serraggio (fornito).

(D 58)

		SERVO INPUT							
		SK60A	SK60B	SK80A	SK80B	SK80C	SK95A	SK95B	SK95C
		SC60A	SC60B	SC80A	SC80B	SC80C	SC95A	SC95B	SC95C
F 10 2	i =	7.4_127.1	7.4_71.1	7.4_71.1		7.4_91.5	7.4_71.1	7.4_91.5	7.4_91.5
F 20 2		8.7_132.2 ⊖(14.8_18.1)	8.7_90.4 ⊖(14.8_18.1)	8.7_90.4 ⊖(14.8_18.1)		6.4_114.3	8.7_90.4 ⊖(14.8_18.1)	6.4_114.3	6.4_114.3
F 20 3		156.3_545.3	156.3_545.3	156.3_545.3		156.3_545.3	156.3_545.3	156.3_545.3	156.3_545.3
F 25 2		9.4_44.4 ⊖(10.6_13.0)	9.4_44.4 ⊖(10.6_13.0)	9.4_44.4 ⊖(10.6_13.0)		6.9_44.4	9.4_44.4 ⊖(10.6_13.0)	6.9_44.4	6.9_44.4
F 25 3		45.6_333.1	45.6_227.8	45.6_227.8		45.6_288.1	45.6_227.8	45.6_288.1	45.6_288.1
F 25 4		393.9_1374	393.9_1374	393.9_1374		393.9_1374	393.9_1374	393.9_1374	393.9_1374
F 31 2		18.5_44.6	18.5_44.6	18.5_44.6		6.9_44.6	18.5_44.6	6.9_44.6	6.9_44.6
F 31 3		69.1_374.4	69.1_293.8	69.1_293.8		47.5_374.4	69.1_293.8	47.5_374.4	47.5_374.4
F 31 4		418.9_1539	418.9_1539	418.9_1539		418.9_1539	418.9_1539	418.9_1539	418.9_1539
F 41 2					24.1_47.9	6.7_47.9	24.1_47.9	6.7_47.9	6.7_47.9
F 41 3					84.9_344.8	51.5_344.8	84.9_344.8	51.5_344.8	51.5_344.8
F 41 4		433.7_1411	433.7_1411	433.7_1411		433.7_1411	433.7_1411	433.7_1411	433.7_1411
F 51 2					30.0_37.1	7.2_37.1	30.0_37.1	7.2_37.1	7.2_37.1
F 51 3					105.1_352.5	48.9_352.5	105.1_352.5	48.9_352.5	48.9_352.5
F 51 4						429.1_1439	429.1_1439	429.1_1439	429.1_1439
F 60 3						11.8_280.7 ⊖(29.6_32.1)	106.4_280.7	11.8_280.7 ⊖(29.6_32.1)	11.8_280.7 ⊖(29.6_32.1)
F 60 4					315.4_1141	315.4_1141	315.4_1141	315.4_1141	315.4_1141

(D 59)

		SERVO INPUT					
		SK110A	SK110B	SK130A	SK130B	SK180A	SK180B
		SC110A	SC110B	SC130A	SC130B	SC180A	SC180B
F 10 2	i =	7.4_91.5	7.4_91.5				
F 20 2		6.4_114.3	6.4_114.3				
F 20 3		156.3_545.3	156.3_545.3				
F 25 2		6.9_44.4	6.9_44.4				
F 25 3		45.6_288.1	45.6_288.1				
F 25 4		393.9_1374	393.9_1374				
F 31 2		6.9_44.6	6.9_44.6	6.9_44.6			
F 31 3		47.5_374.4	47.5_374.4	47.5_374.4			
F 31 4		418.9_1539	418.9_1539				
F 41 2		6.7_47.9	6.7_47.9	6.7_47.9	6.7_47.9	6.7_47.9	6.7_47.9
F 41 3		51.5_344.8	51.5_344.8	51.5_344.8	51.5_168.7	51.5_168.7	51.5_168.7
F 41 4		433.7_1411	433.7_1411				
F 51 2		7.2_37.1	7.2_37.1	7.2_37.1	7.2_37.1	7.2_37.1	7.2_37.1
F 51 3		48.9_352.5	48.9_352.5	48.9_352.5	48.9_202.4	48.9_202.4	48.9_202.4
F 51 4		429.1_1439	429.1_1439	429.1_1439			
F 60 3		11.8_280.7 ⊖(29.6_32.1)	11.8_280.7 ⊖(29.6_32.1)	11.8_280.7 ⊖(29.6_32.1)	9.0_201.4	9.0_201.4	9.0_201.4
F 60 4		315.4_1141	315.4_1141	315.4_1141			



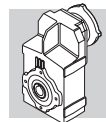
63 MOMENTO D'INERZIA

Le tabelle seguenti indicano i valori del momento d'inerzia J_r [kgm²] riferiti all'asse veloce del riduttore; per una migliore facilità di lettura riportiamo le definizioni dei simboli usati.


	<p>I valori riferiti a questo simbolo sono da attribuire al riduttore compatto senza motore. In questo caso, per avere il momento d'inerzia complessivo del motoriduttore, si dovrà sommare il valore corrispondente al riduttore compatto, a quello del motore da applicare (dato reperibile nelle tabelle delle caratteristiche tecniche dei motori elettrici).</p>
	<p>I valori relativi a questi simboli sono da attribuire al riduttore predisposto per attacco motore (grandezza IEC...).</p>
	<p>I valori attribuiti al riduttore sono riferiti a questo simbolo.</p>
	<p>I valori relativi a questi simboli sono da attribuire al riduttore predisposto per accoppiamento a servomotore.</p>

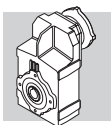
F 10

	i	J (•10 ⁻⁴) [kgm ²]							
			63	71	80	90	100	112	
F 10 2_7.4	7.4	1.0	1.8	1.8	3.8	3.7	4.9	4.9	1.7
F 10 2_8.6	8.6	0.77	1.5	1.5	3.6	3.5	4.7	4.7	1.5
F 10 2_9.8	9.8	0.64	1.4	1.4	3.4	3.3	4.5	4.5	1.3
F 10 2_11.5	11.5	0.48	1.2	1.2	3.3	3.2	4.4	4.4	1.2
F 10 2_13.0	13.0	0.38	1.1	1.1	3.2	3.1	4.3	4.3	1.1
F 10 2_14.6	14.6	0.61	1.4	1.4	3.4	3.3	4.5	4.5	1.3
F 10 2_17.0	17.0	0.48	1.3	1.2	3.3	3.2	4.4	4.4	1.2
F 10 2_19.3	19.3	0.41	1.2	1.2	3.2	3.1	4.3	4.3	1.1
F 10 2_22.8	22.8	0.32	1.1	1.1	3.1	3.0	4.2	4.2	1.0
F 10 2_25.8	25.8	0.25	1.0	1.0	3.1	2.9	4.1	4.1	0.93
F 10 2_29.6	29.6	0.19	1.0	0.95	3.0	2.9	4.1	4.1	0.87
F 10 2_33.0	33.0	0.16	0.93	0.92	3.0	2.8	4.1	4.1	0.84
F 10 2_35.3	35.3	0.14	0.92	0.90	3.0	2.8	4.0	4.0	0.83
F 10 2_39.6	39.6	0.12	0.90	0.88	2.9	2.8	4.0	4.0	0.80
F 10 2_44.7	44.7	0.10	0.88	0.86	2.9	2.8	4.0	4.0	0.79
F 10 2_48.7	48.7	0.09	0.86	0.85	2.9	2.8	4.0	4.0	0.77
F 10 2_56.7	56.7	0.07	0.84	0.83	2.9	2.7	4.0	4.0	0.75
F 10 2_63.0	63.0	0.06	0.83	0.82	2.9	2.7	3.9	3.9	0.74
F 10 2_71.1	71.1	0.05	0.82	0.81	2.8	2.7	3.9	3.9	0.73
F 10 2_81.3	81.3	0.04	0.78	0.77	2.8	2.7	3.9	3.9	0.67
F 10 2_91.5	91.5	0.03	0.78	0.76	2.8	2.7	3.9	3.9	0.66
F 10 2_106.0	106.0	0.03	0.77	0.76	—	—	—	—	0.66
F 10 2_127.1	127.1	0.02	0.76	0.75	—	—	—	—	0.65




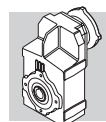
F 10

		J ($\cdot 10^{-4}$) [kgm ²]									
		 SERVO									
	i	60A		60B 80A		95A		80C 95B 110A		95C 110B	
		SK	SC	SK	SC	SK	SC	SK	SC	SK	SC
F 10 2_7.4	7.4	1.3	1.5	1.3	1.7	3.8	4.3	3.8	4.3	3.7	4.7
F 10 2_8.6	8.6	1.0	1.3	1.1	1.5	3.6	4.0	3.6	4.1	3.5	4.5
F 10 2_9.8	9.8	0.91	1.2	0.93	1.4	3.5	3.9	3.4	3.9	3.3	4.3
F 10 2_11.5	11.5	0.75	1.0	0.77	1.2	3.3	3.7	3.3	3.8	3.2	4.2
F 10 2_13.0	13.0	0.65	0.91	0.67	1.1	3.2	3.6	3.2	3.7	3.1	4.1
F 10 2_14.6	14.6	0.88	1.1	0.91	1.3	3.4	3.9	3.4	3.9	3.3	4.3
F 10 2_17.0	17.0	0.75	1.0	0.77	1.2	3.3	3.7	3.3	3.8	3.2	4.2
F 10 2_19.3	19.3	0.68	0.94	0.70	1.1	3.2	3.7	3.2	3.7	3.1	4.1
F 10 2_22.8	22.8	0.59	0.85	0.61	1.0	3.1	3.6	3.1	3.6	3.0	4.0
F 10 2_25.8	25.8	0.52	0.78	0.54	0.98	3.1	3.5	3.1	3.6	2.9	3.9
F 10 2_29.6	29.6	0.46	0.72	0.48	0.92	3.0	3.4	3.0	3.5	2.9	3.9
F 10 2_33.0	33.0	0.43	0.69	0.45	0.89	3.0	3.4	3.0	3.5	2.8	3.8
F 10 2_35.3	35.3	0.41	0.67	0.43	0.87	3.0	3.4	3.0	3.5	2.8	3.8
F 10 2_39.6	39.6	0.39	0.65	0.41	0.85	2.9	3.3	2.9	3.4	2.8	3.8
F 10 2_44.7	44.7	0.37	0.63	0.39	0.83	2.9	3.4	2.9	3.4	2.8	3.8
F 10 2_48.7	48.7	0.36	0.62	0.38	0.82	2.9	3.3	2.9	3.4	2.8	3.8
F 10 2_56.7	56.7	0.34	0.60	0.36	0.80	2.9	3.3	2.9	3.4	2.7	3.7
F 10 2_63.0	63.0	0.33	0.59	0.35	0.79	2.9	3.3	2.9	3.4	2.7	3.7
F 10 2_71.1	71.1	0.32	0.58	0.34	0.78	2.9	3.3	2.8	3.3	2.7	3.7
F 10 2_81.3	81.3	0.31	0.57	—	—	—	—	2.8	3.3	2.7	3.7
F 10 2_91.5	91.5	0.30	0.56	—	—	—	—	2.8	3.3	2.7	3.7
F 10 2_106.0	106.0	0.30	0.56	—	—	—	—	—	—	—	—
F 10 2_127.1	127.1	0.29	0.55	—	—	—	—	—	—	—	—




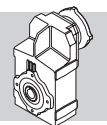
F 20

	i	J ($\cdot 10^{-4}$) [kgm ²]							
			63	71	80	90	100	112	
F 20 2_6.4	6.4	2.2	—	—	5.0	4.8	6.0	6.0	3.9
F 20 2_7.8	7.8	1.5	—	—	4.3	4.2	5.4	5.4	3.3
F 20 2_8.7	8.7	1.3	2.0	2.0	4.1	3.9	5.2	5.2	3.0
F 20 2_10.0	10.0	1.0	1.8	1.7	3.8	3.7	4.9	4.9	2.7
F 20 2_11.2	11.2	0.88	1.6	1.6	3.6	3.5	4.7	4.7	2.6
F 20 2_14.8	14.8	1.2	—	—	4.0	3.9	5.1	5.1	2.9
F 20 2_18.1	18.1	0.90	—	—	3.7	3.5	4.7	4.7	2.6
F 20 2_20.2	20.2	0.78	1.5	1.5	3.5	3.4	4.6	4.6	2.5
F 20 2_23.1	23.1	0.64	1.4	1.3	3.4	3.3	4.5	4.5	2.4
F 20 2_25.9	25.9	0.57	1.3	1.3	3.3	3.2	4.4	4.4	2.3
F 20 2_30.4	30.4	0.41	1.1	1.1	3.2	3.0	4.3	4.3	2.1
F 20 2_33.1	33.1	0.36	1.1	1.1	3.1	3.0	4.2	4.2	2.1
F 20 2_37.9	37.9	0.30	1.0	1.0	3.1	2.9	4.1	4.1	2.0
F 20 2_41.8	41.8	0.27	1.0	1.0	3.0	2.9	4.1	4.1	2.0
F 20 2_44.8	44.8	0.24	1.0	1.0	3.0	2.9	4.1	4.1	2.0
F 20 2_50.7	50.7	0.21	0.93	0.92	3.0	2.8	4.1	4.1	1.9
F 20 2_56.7	56.7	0.18	0.91	0.90	2.9	2.8	4.0	4.0	1.9
F 20 2_61.9	61.9	0.16	0.89	0.88	2.9	2.8	4.0	4.0	1.9
F 20 2_69.1	69.1	0.14	0.87	0.86	2.9	2.8	4.0	4.0	1.8
F 20 2_76.8	76.8	0.12	0.86	0.85	2.9	2.8	4.0	4.0	1.8
F 20 2_90.4	90.4	0.10	0.84	0.82	2.9	2.7	3.9	3.9	1.8
F 20 2_101.6	101.6	0.09	0.80	0.79	2.8	2.7	3.9	3.9	1.8
F 20 2_114.3	114.3	0.08	0.79	0.77	2.8	2.7	3.9	3.9	1.8
F 20 2_132.2	132.2	0.03	0.78	0.77	—	—	—	—	1.8
F 20 3_156.3	156.3	0.04	0.81	0.80	2.8	2.7	3.9	3.9	0.72
F 20 3_172.6	172.6	0.04	0.81	0.80	2.8	2.7	3.9	3.9	0.72
F 20 3_184.9	184.9	0.04	0.81	0.80	2.8	2.7	3.9	3.9	0.72
F 20 3_209.3	209.3	0.03	0.81	0.79	2.8	2.7	3.9	3.9	0.72
F 20 3_234.0	234.0	0.03	0.81	0.79	2.8	2.7	3.9	3.9	0.71
F 20 3_255.3	255.3	0.03	0.80	0.79	2.8	2.7	3.9	3.9	0.71
F 20 3_285.2	285.2	0.03	0.80	0.79	2.8	2.7	3.9	3.9	0.71
F 20 3_316.9	316.9	0.03	0.80	0.79	2.8	2.7	3.9	3.9	0.71
F 20 3_372.9	372.9	0.03	0.80	0.79	2.8	2.7	3.9	3.9	0.71
F 20 3_419.3	419.3	0.03	0.80	0.79	2.8	2.7	3.9	3.9	0.66
F 20 3_471.7	471.7	0.03	0.80	0.79	2.8	2.7	3.9	3.9	0.66
F 20 3_545.3	545.3	0.03	0.80	0.79	2.8	2.7	3.9	3.9	0.66




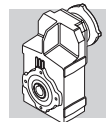
F 20

		J ($\cdot 10^{-4}$) [kgm ²]									
		 SERVO									
	i	60A		60B 80A		95A		80C 95B 110A		95C 110B	
		SK	SC	SK	SC	SK	SC	SK	SC	SK	SC
F 20 2_6.4	6.4	—	—	—	—	—	—	5.0	5.5	4.8	5.8
F 20 2_7.8	7.8	—	—	—	—	—	—	4.3	4.8	4.2	5.2
F 20 2_8.7	8.7	1.6	1.8	1.6	2.0	4.1	4.6	4.1	4.6	3.9	4.9
F 20 2_10.0	10.0	1.3	1.5	1.3	1.7	3.8	4.3	3.8	4.3	3.7	4.7
F 20 2_11.2	11.2	1.2	1.4	1.2	1.6	3.7	4.1	3.6	4.1	3.5	4.5
F 20 2_14.8	14.8	—	—	—	—	—	—	4.0	4.5	3.9	4.9
F 20 2_18.1	18.1	—	—	—	—	—	—	3.7	4.2	3.5	4.5
F 20 2_20.2	20.2	1.1	1.3	1.1	1.5	3.6	4.0	3.5	4.0	3.4	4.4
F 20 2_23.1	23.1	0.91	1.2	0.93	1.4	3.5	3.9	3.4	3.9	3.3	4.3
F 20 2_25.9	25.9	0.84	1.1	0.86	1.3	3.4	3.8	3.3	3.8	3.2	4.2
F 20 2_30.4	30.4	0.68	0.94	0.70	1.1	3.2	3.7	3.2	3.7	3.0	4.0
F 20 2_33.1	33.1	0.63	0.89	0.65	1.1	3.2	3.6	3.1	3.6	3.0	4.0
F 20 2_37.9	37.9	0.47	0.83	0.59	1.0	3.1	3.6	3.1	3.6	2.9	3.9
F 20 2_41.8	41.8	0.44	0.80	0.56	1.0	3.1	3.5	3.0	3.5	2.9	3.9
F 20 2_44.8	44.8	0.41	0.77	0.53	0.97	3.1	3.5	3.0	3.5	2.9	3.9
F 20 2_50.7	50.7	0.48	0.74	0.50	0.94	3.0	3.5	3.0	3.5	2.8	3.8
F 20 2_56.7	56.7	0.45	0.71	0.47	0.91	3.0	3.4	2.9	3.4	2.8	3.8
F 20 2_61.9	61.9	0.43	0.69	0.45	0.89	3.0	3.4	2.9	3.4	2.8	3.8
F 20 2_69.1	69.1	0.41	0.67	0.43	0.87	3.0	3.4	2.9	3.4	2.8	3.8
F 20 2_76.8	76.8	0.39	0.65	0.41	0.85	2.9	3.4	2.9	3.4	2.8	3.8
F 20 2_90.4	90.4	0.37	0.63	0.39	0.83	2.9	3.4	2.9	3.4	2.7	3.7
F 20 2_101.6	101.6	0.36	0.62	—	—	—	—	2.8	3.3	2.7	3.7
F 20 2_114.3	114.3	0.35	0.61	—	—	—	—	2.8	3.3	2.7	3.7
F 20 2_132.2	132.2	0.30	0.56	—	—	—	—	—	—	—	—
F 20 3_156.3	156.3	0.31	0.57	0.33	0.77	2.9	3.3	2.8	3.3	2.7	3.7
F 20 3_172.6	172.6	0.31	0.57	0.33	0.77	2.9	3.3	2.8	3.3	2.7	3.7
F 20 3_184.9	184.9	0.31	0.57	0.33	0.77	2.9	3.3	2.8	3.3	2.7	3.7
F 20 3_209.3	209.3	0.30	0.56	0.32	0.76	2.9	3.3	2.8	3.3	2.7	3.7
F 20 3_234.0	234.0	0.30	0.56	0.32	0.76	2.9	3.3	2.8	3.3	2.7	3.7
F 20 3_255.3	255.3	0.30	0.56	0.32	0.76	2.9	3.3	2.8	3.3	2.7	3.7
F 20 3_285.2	285.2	0.30	0.56	0.32	0.76	2.9	3.3	2.8	3.3	2.7	3.7
F 20 3_316.9	316.9	0.30	0.56	0.32	0.76	2.9	3.3	2.8	3.3	2.7	3.7
F 20 3_372.9	372.9	0.30	0.56	0.32	0.76	2.9	3.3	2.8	3.3	2.7	3.7
F 20 3_419.3	419.3	0.30	0.56	0.32	0.76	2.9	3.3	2.8	3.3	2.7	3.7
F 20 3_471.7	471.7	0.30	0.56	0.32	0.76	2.9	3.3	2.8	3.3	2.7	3.7
F 20 3_545.3	545.3	0.30	0.56	0.32	0.76	2.9	3.3	2.8	3.3	2.7	3.7




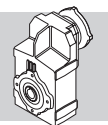
F 25

	i	J ($\cdot 10^{-4}$) [kgm ²]							
			63	71	80	90	100	112	
F 25 2_6.9	6.9	2.7	—	—	5.4	5.3	6.5	6.5	4.4
F 25 2_8.4	8.4	1.9	—	—	4.6	4.5	5.7	5.7	3.6
F 25 2_9.4	9.4	1.6	2.3	2.3	4.3	4.2	5.4	5.4	3.3
F 25 2_10.6	10.6	1.9	—	—	4.6	4.5	5.7	5.7	3.6
F 25 2_13.0	13.0	1.3	—	—	4.1	4.0	5.2	5.2	3.0
F 25 2_14.5	14.5	1.1	1.8	1.8	3.9	3.8	5.0	5.0	2.8
F 25 2_16.6	16.6	0.90	1.6	1.6	3.7	3.5	4.7	4.7	2.6
F 25 2_18.6	18.6	0.77	1.5	1.5	3.5	3.4	4.6	4.6	2.5
F 25 2_21.8	21.8	0.57	1.3	1.3	3.3	3.2	4.4	4.4	2.3
F 25 2_23.8	23.8	0.48	1.2	1.2	3.2	3.1	4.3	4.3	2.2
F 25 2_27.2	27.2	0.40	1.1	1.1	3.2	3.0	4.2	4.2	2.1
F 25 2_30.0	30.0	0.35	1.1	1.1	3.1	3.0	4.2	4.2	2.1
F 25 2_32.2	32.2	0.31	1.0	1.0	3.1	2.9	4.2	4.2	2.0
F 25 2_36.4	36.4	0.26	1.0	1.0	3.0	2.9	4.1	4.1	2.0
F 25 2_40.7	40.7	0.22	1.0	0.94	3.0	2.9	4.1	4.1	1.9
F 25 2_44.4	44.4	0.20	0.93	0.92	3.0	2.8	4.0	4.0	1.9
F 25 3_45.6	45.6	0.79	—	—	3.6	3.4	4.6	4.6	2.5
F 25 3_50.8	50.8	0.70	1.4	1.4	3.5	3.3	4.5	4.5	2.4
F 25 3_58.3	58.3	0.58	1.3	1.3	3.3	3.2	4.4	4.4	2.3
F 25 3_65.3	65.3	0.52	1.2	1.2	3.3	3.1	4.4	4.4	2.2
F 25 3_76.6	76.6	0.38	1.1	1.1	3.1	3.0	4.2	4.2	2.1
F 25 3_83.4	83.4	0.32	1.0	1.0	3.1	3.0	4.2	4.2	2.0
F 25 3_95.5	95.5	0.28	1.0	1.0	3.0	2.9	4.1	4.1	2.0
F 25 3_105.4	105.4	0.25	1.0	1.0	3.0	2.9	4.1	4.1	2.0
F 25 3_113.0	113.0	0.23	0.95	0.94	3.0	2.9	4.1	4.1	1.9
F 25 3_127.8	127.8	0.20	0.92	0.91	3.0	2.8	4.0	4.0	1.9
F 25 3_143.0	143.0	0.17	0.90	0.89	2.9	2.8	4.0	4.0	1.9
F 25 3_155.9	155.9	0.15	0.88	0.87	2.9	2.8	4.0	4.0	1.9
F 25 3_174.2	174.2	0.13	0.87	0.86	2.9	2.8	4.0	4.0	1.8
F 25 3_193.6	193.6	0.12	0.85	0.84	2.9	2.7	4.0	4.0	1.8
F 25 3_227.8	227.8	0.10	0.83	0.82	2.9	2.7	3.9	3.9	1.8
F 25 3_256.1	256.1	0.09	0.79	0.78	2.8	2.7	3.9	3.9	1.8
F 25 3_288.1	288.1	0.08	0.78	0.77	2.8	2.7	3.9	3.9	1.8
F 25 3_333.1	333.1	0.03	0.78	0.76	—	—	—	—	1.8
F 25 4_393.9	393.9	0.02	0.80	0.78	2.8	2.7	3.9	3.9	0.70
F 25 4_434.9	434.9	0.02	0.79	0.78	2.8	2.7	3.9	3.9	0.70
F 25 4_466.0	466.0	0.02	0.79	0.78	2.8	2.7	3.9	3.9	0.70
F 25 4_527.3	527.3	0.02	0.79	0.78	2.8	2.7	3.9	3.9	0.70
F 25 4_589.7	589.7	0.02	0.79	0.78	2.8	2.7	3.9	3.9	0.70
F 25 4_643.3	643.3	0.02	0.79	0.78	2.8	2.7	3.9	3.9	0.70
F 25 4_718.7	718.7	0.02	0.79	0.78	2.8	2.7	3.9	3.9	0.70
F 25 4_798.5	798.5	0.01	0.79	0.77	2.8	2.7	3.9	3.9	0.70
F 25 4_939.8	939.8	0.01	0.79	0.77	2.8	2.7	3.9	3.9	0.69
F 25 4_1057	1057	0.01	0.79	0.77	2.8	2.7	3.9	3.9	0.64
F 25 4_1189	1189	0.01	0.78	0.77	2.8	2.7	3.9	3.9	0.64
F 25 4_1374	1374	0.01	0.78	0.77	2.8	2.7	3.9	3.9	0.64





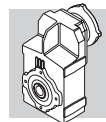
F 25

		J ($\cdot 10^{-4}$) [kgm ²]									
i											
		60A		60B 80A		95A		80C 95B 110A		95C 110B	
		SK	SC	SK	SC	SK	SC	SK	SC	SK	SC
F 25 2_6.9	6.9	—	—	—	—	—	—	5.4	5.9	5.3	6.3
F 25 2_8.4	8.4	—	—	—	—	—	—	4.6	5.1	4.5	5.5
F 25 2_9.4	9.4	1.9	2.1	1.9	2.3	4.4	4.9	4.3	4.8	4.2	5.2
F 25 2_10.6	10.6	—	—	—	—	—	—	4.6	5.1	4.5	5.5
F 25 2_13.0	13.0	—	—	—	—	—	—	4.1	4.6	4.0	5.0
F 25 2_14.5	14.5	1.4	1.6	1.4	1.8	3.9	4.4	3.9	4.4	3.8	4.8
F 25 2_16.6	16.6	1.2	1.4	1.2	1.6	3.7	4.2	3.7	4.2	3.5	4.5
F 25 2_18.6	18.6	1.0	1.3	1.1	1.5	3.6	4.0	3.5	4.0	3.4	4.4
F 25 2_21.8	21.8	0.84	1.1	0.86	1.3	3.4	3.8	3.3	3.8	3.2	4.2
F 25 2_23.8	23.8	0.75	1.0	0.77	1.2	3.3	3.7	3.2	3.7	3.1	4.1
F 25 2_27.2	27.2	0.67	0.93	0.69	1.1	3.2	3.7	3.2	3.7	3.0	4.0
F 25 2_30.0	30.0	0.62	0.88	0.64	1.1	3.2	3.6	3.1	3.6	3.0	4.0
F 25 2_32.2	32.2	0.58	0.84	1.4	1.8	3.1	3.6	3.1	3.6	2.9	3.9
F 25 2_36.4	36.4	0.53	0.79	0.55	0.99	3.1	3.5	3.0	3.5	2.9	3.9
F 25 2_40.7	40.7	0.49	0.75	0.51	0.95	3.0	3.5	3.0	3.5	2.9	3.9
F 25 2_44.4	44.4	0.47	0.73	0.49	0.93	3.0	3.5	3.0	3.5	2.8	3.8
F 25 3_45.6	45.6	1.1	1.3	1.1	1.5	3.6	4.0	3.6	4.1	3.4	4.4
F 25 3_50.8	50.8	0.97	1.2	0.99	1.4	3.5	4.0	3.5	4.0	3.3	4.3
F 25 3_58.3	58.3	0.85	1.1	0.87	1.3	3.4	3.8	3.3	3.8	3.2	4.2
F 25 3_65.3	65.3	0.79	1.1	0.84	1.2	3.3	3.8	3.3	3.8	3.1	4.1
F 25 3_76.6	76.6	0.65	0.91	0.67	1.1	3.2	3.6	3.1	3.6	3.0	4.0
F 25 3_83.4	83.4	0.59	0.85	0.61	1.0	3.1	3.6	3.1	3.6	3.0	4.0
F 25 3_95.5	95.5	0.55	0.81	0.57	1.0	3.1	3.5	3.0	3.5	2.9	3.9
F 25 3_105.4	105.4	0.52	0.78	0.54	0.98	3.1	3.5	3.0	3.5	2.9	3.9
F 25 3_113.0	113.0	0.50	0.76	0.52	0.96	3.1	3.5	3.0	3.5	2.9	3.9
F 25 3_127.8	127.8	0.47	0.73	0.49	0.93	3.0	3.5	3.0	3.5	2.8	3.8
F 25 3_143.0	143.0	0.44	0.70	0.46	0.90	3.0	3.4	2.9	3.4	2.8	3.8
F 25 3_155.9	155.9	0.42	0.68	0.44	0.88	3.0	3.4	2.9	3.4	2.8	3.8
F 25 3_174.2	174.2	0.40	0.66	0.42	0.86	3.0	3.4	2.9	3.4	2.8	3.8
F 25 3_193.6	193.6	0.39	0.65	0.41	0.85	2.9	3.4	2.9	3.4	2.7	3.7
F 25 3_227.8	227.8	0.37	0.63	0.39	0.83	2.9	3.4	2.9	3.4	2.7	3.7
F 25 3_256.1	256.1	0.36	0.62	—	—	—	—	2.8	3.3	2.7	3.7
F 25 3_288.1	288.1	0.35	0.61	—	—	—	—	2.8	3.3	2.7	3.7
F 25 3_333.1	333.1	0.30	0.56	—	—	—	—	—	—	—	—
F 25 4_393.9	393.9	0.29	0.55	0.31	0.75	2.8	3.3	2.8	3.3	2.7	3.7
F 25 4_434.9	434.9	0.29	0.55	0.31	0.75	2.8	3.3	2.8	3.3	2.7	3.7
F 25 4_466.0	466.0	0.29	0.55	0.31	0.75	2.8	3.3	2.8	3.3	2.7	3.7
F 25 4_527.3	527.3	0.29	0.55	0.31	0.75	2.8	3.3	2.8	3.3	2.7	3.7
F 25 4_589.7	589.7	0.29	0.55	0.31	0.75	2.8	3.3	2.8	3.3	2.7	3.7
F 25 4_643.3	643.3	0.29	0.55	0.31	0.75	2.8	3.3	2.8	3.3	2.7	3.7
F 25 4_718.7	718.7	0.29	0.55	0.31	0.75	2.8	3.3	2.8	3.3	2.7	3.7
F 25 4_798.5	798.5	0.28	0.54	0.30	0.74	2.8	3.3	2.8	3.3	2.7	3.7
F 25 4_939.8	939.8	0.28	0.54	0.30	0.74	2.8	3.3	2.8	3.3	2.7	3.7
F 25 4_1057	1057	0.28	0.54	0.30	0.74	2.8	3.3	2.8	3.3	2.7	3.7
F 25 4_1189	1189	0.28	0.54	0.30	0.74	2.8	3.3	2.8	3.3	2.7	3.7
F 25 4_1374	1374	0.28	0.54	0.30	0.74	2.8	3.3	2.8	3.3	2.7	3.7




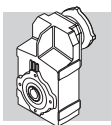
F 31

	i	J (•10 ⁻⁴) [kgm ²]								
			63	71	80	90 	100	112	132	
F 31 2_6.9	6.9	5.0	—	—	7.8	7.6	8.9	8.9	22	7.1
F 31 2_8.2	8.2	3.7	—	—	6.5	6.3	7.5	7.5	20	5.8
F 31 2_9.0	9.0	3.2	—	—	6.0	5.8	7.0	7.0	20	5.3
F 31 2_10.7	10.7	3.5	—	—	6.3	6.2	7.4	7.4	20	5.6
F 31 2_12.7	12.7	2.6	—	—	5.4	5.3	6.5	6.5	19	4.7
F 31 2_13.9	13.9	2.3	—	—	5.1	4.9	6.2	6.2	19	4.4
F 31 2_16.8	16.8	1.8	—	—	4.6	4.4	5.6	5.6	18	3.9
F 31 2_18.5	18.5	1.5	2.2	2.2	4.2	4.1	5.3	5.3	18	3.5
F 31 2_21.1	21.1	1.1	1.8	1.8	3.9	3.7	5.0	5.0	18	3.2
F 31 2_23.4	23.4	1.0	1.7	1.7	3.7	3.6	4.8	4.8	18	3.0
F 31 2_27.3	27.3	0.78	1.5	1.5	3.5	3.4	4.6	4.6	17	2.8
F 31 2_30.1	30.1	0.65	1.4	1.4	3.4	3.3	4.5	4.5	17	2.7
F 31 2_34.4	34.4	0.53	1.3	1.2	3.3	3.2	4.4	4.4	17	2.6
F 31 2_37.7	37.7	0.47	1.2	1.2	3.2	3.1	4.3	4.3	17	2.5
F 31 2_40.4	40.4	0.42	1.1	1.1	3.2	3.0	4.3	4.3	—	2.5
F 31 2_44.6	44.6	0.37	1.1	1.1	3.1	3.0	4.2	4.2	—	2.4
F 31 3_47.5	47.5	1.6	—	—	4.3	4.2	5.4	5.4	18	3.6
F 31 3_52.1	52.1	1.4	—	—	4.2	4.0	5.3	5.3	18	3.5
F 31 3_62.8	62.8	1.2	—	—	3.9	3.8	5.0	5.0	18	3.2
F 31 3_69.1	69.1	1.0	1.7	1.7	3.7	3.6	4.8	4.8	18	3.0
F 31 3_78.9	78.9	0.72	1.4	1.4	3.5	3.4	4.6	4.6	17	2.8
F 31 3_87.4	87.4	0.66	1.4	1.4	3.4	3.3	4.5	4.5	17	2.7
F 31 3_101.9	101.9	0.54	1.3	1.2	3.3	3.2	4.4	4.4	17	2.6
F 31 3_112.5	112.5	0.46	1.2	1.2	3.2	3.1	4.3	4.3	17	2.5
F 31 3_128.4	128.4	0.38	1.1	1.1	3.1	3.0	4.2	4.2	17	2.4
F 31 3_140.7	140.7	0.35	1.1	1.1	3.1	3.0	4.2	4.2	17	2.4
F 31 3_150.8	150.8	0.31	1.0	1.0	3.1	2.9	4.2	4.2	—	2.4
F 31 3_166.8	166.8	0.28	1.0	1.0	3.0	2.9	4.1	4.1	—	2.3
F 31 3_185.4	185.4	0.24	1.0	1.0	3.0	2.9	4.1	4.1	—	2.3
F 31 3_202.3	202.3	0.21	0.94	0.93	3.0	2.8	4.1	4.1	—	2.3
F 31 3_228.2	228.2	0.18	0.92	0.90	2.9	2.8	4.0	4.0	—	2.2
F 31 3_253.6	253.6	0.16	0.89	0.88	2.9	2.8	4.0	4.0	—	2.2
F 31 3_293.8	293.8	0.13	0.86	0.85	2.9	2.8	4.0	4.0	—	2.2
F 31 3_332.8	332.8	0.11	0.82	0.81	2.9	2.7	4.0	4.0	—	2.2
F 31 3_374.4	374.4	0.10	0.81	0.79	2.9	2.7	3.9	3.9	—	2.2
F 31 4_418.9	418.9	0.09	0.86	0.85	2.9	2.8	3.9	3.9	—	0.77
F 31 4_462.6	462.6	0.08	0.86	0.84	2.9	2.7	3.9	3.9	—	0.77
F 31 4_527.8	527.8	0.08	0.85	0.84	2.9	2.7	3.9	3.9	—	0.76
F 31 4_578.6	578.6	0.08	0.85	0.84	2.9	2.7	3.9	3.9	—	0.76
F 31 4_619.9	619.9	0.07	0.85	0.83	2.9	2.7	3.9	3.9	—	0.76
F 31 4_685.6	685.6	0.07	0.85	0.83	2.9	2.7	3.9	3.9	—	0.76
F 31 4_762.3	762.3	0.07	0.84	0.83	2.9	2.7	3.9	3.9	—	0.75
F 31 4_831.6	831.6	0.07	0.84	0.83	2.9	2.7	3.9	3.9	—	0.75
F 31 4_938.2	938.2	0.07	0.84	0.83	2.9	2.7	3.9	3.9	—	0.75
F 31 4_1042	1042	0.07	0.84	0.83	2.9	2.7	3.9	3.9	—	0.75
F 31 4_1208	1208	0.06	0.84	0.82	2.9	2.7	3.9	3.9	—	0.75
F 31 4_1368	1368	0.06	0.84	0.82	2.9	2.7	3.9	3.9	—	0.75
F 31 4_1539	1539	0.06	0.84	0.82	2.9	2.7	3.9	3.9	—	0.75





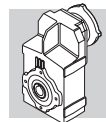
F 31

		J ($\cdot 10^{-4}$) [kgm ²]											
													
i		60A		60B 80A		95A		80C 95B 110A		95C 110B		130A	
		SK	SC	SK	SC	SK	SC	SK	SC	SK	SC	SK	SC
F 31 2_6.9	6.9	—	—	—	—	—	—	7.8	8.3	7.6	8.6	7.6	8.6
F 31 2_8.2	8.2	—	—	—	—	—	—	6.5	7.0	6.3	7.3	6.3	7.3
F 31 2_9.0	9.0	—	—	—	—	—	—	6.0	6.5	5.8	6.8	5.8	6.8
F 31 2_10.7	10.7	—	—	—	—	—	—	6.3	6.8	6.2	7.2	6.2	7.2
F 31 2_12.7	12.7	—	—	—	—	—	—	5.4	5.9	5.3	6.3	5.3	6.3
F 31 2_13.9	13.9	—	—	—	—	—	—	5.1	5.6	4.9	5.9	4.9	5.9
F 31 2_16.8	16.8	—	—	—	—	—	—	4.6	5.1	4.4	5.4	4.4	5.4
F 31 2_18.5	18.5	1.8	2.0	1.8	2.2	4.3	4.8	4.2	4.7	4.1	5.1	4.1	5.1
F 31 2_21.1	21.1	1.4	1.6	1.4	1.8	3.9	4.3	3.9	4.4	3.7	4.7	3.7	4.7
F 31 2_23.4	23.4	1.3	1.5	1.3	1.7	3.8	4.3	3.7	4.2	3.6	4.6	3.6	4.6
F 31 2_27.3	27.3	1.1	1.3	1.1	1.5	3.6	4.0	3.5	4.0	3.4	4.4	3.4	4.4
F 31 2_30.1	30.1	0.92	1.2	0.94	1.4	3.5	3.9	3.4	3.9	3.3	4.3	3.3	4.3
F 31 2_34.4	34.4	0.80	1.1	0.82	1.3	3.4	3.8	3.3	3.8	3.2	4.2	3.2	4.2
F 31 2_37.7	37.7	0.74	1.0	0.76	1.2	3.3	3.7	3.2	3.7	3.1	4.1	3.1	4.1
F 31 2_40.4	40.4	0.69	0.95	0.71	1.1	3.2	3.7	3.2	3.7	3.0	4.0	3.0	4.0
F 31 2_44.6	44.6	0.64	0.90	0.66	1.1	3.2	3.6	3.1	3.6	3.0	4.0	3.0	4.0
F 31 3_47.5	47.5	—	—	—	—	—	—	4.3	4.8	4.2	5.2	4.2	5.2
F 31 3_52.1	52.1	—	—	—	—	—	—	4.2	4.7	4.0	5.0	4.0	5.0
F 31 3_62.8	62.8	—	—	—	—	—	—	3.9	4.4	3.8	4.8	3.8	4.8
F 31 3_69.1	69.1	1.3	1.5	1.3	1.7	3.8	4.3	3.7	4.2	3.6	4.6	3.6	4.6
F 31 3_78.9	78.9	0.99	1.3	1.0	1.4	3.5	4.0	3.5	4.0	3.4	4.4	3.4	4.4
F 31 3_87.4	87.4	0.93	1.2	0.95	1.4	3.5	3.9	3.4	3.9	3.3	4.3	3.3	4.3
F 31 3_101.9	101.9	0.81	1.1	0.83	1.3	3.4	3.8	3.3	3.8	3.2	4.2	3.2	4.2
F 31 3_112.5	112.5	0.73	0.99	0.75	1.2	3.3	3.7	3.2	3.7	3.1	4.1	3.1	4.1
F 31 3_128.4	128.4	0.65	0.91	0.67	1.1	3.2	3.6	3.1	3.6	3.0	4.0	3.0	4.0
F 31 3_140.7	140.7	0.62	0.88	0.64	1.1	3.2	3.6	3.1	3.6	3.0	4.0	3.0	4.0
F 31 3_150.8	150.8	0.58	0.84	0.60	1.0	3.1	3.6	3.1	3.6	2.9	3.9	2.9	3.9
F 31 3_166.8	166.8	0.55	0.81	0.57	1.0	3.1	3.5	3.0	3.5	2.9	3.9	2.9	3.9
F 31 3_185.4	185.4	0.51	0.77	0.53	0.97	3.1	3.5	3.0	3.5	2.9	3.9	2.9	3.9
F 31 3_202.3	202.3	0.48	0.74	0.50	0.93	3.0	3.5	3.0	3.5	2.8	3.8	2.8	3.8
F 31 3_228.2	228.2	0.45	0.71	0.47	0.91	3.0	3.4	2.9	3.4	2.8	3.8	2.8	3.8
F 31 3_253.6	253.6	0.43	0.69	0.45	0.89	3.0	3.4	2.9	3.4	2.8	3.8	2.8	3.8
F 31 3_293.8	293.8	0.40	0.66	0.42	0.86	3.0	3.4	2.9	3.4	2.8	3.8	2.8	3.8
F 31 3_332.8	332.8	0.38	0.64	—	—	—	—	2.9	3.4	2.7	3.7	2.7	3.7
F 31 3_374.4	374.4	0.37	0.63	—	—	—	—	2.9	3.4	2.7	3.7	2.7	3.7
F 31 4_418.9	418.9	0.36	0.62	0.38	0.82	2.9	3.3	2.9	3.4	2.8	3.8	—	—
F 31 4_462.6	462.6	0.35	0.61	0.37	0.81	2.9	3.3	2.9	3.4	2.7	3.7	—	—
F 31 4_527.8	527.8	0.35	0.61	0.37	0.81	2.9	3.3	2.9	3.4	2.7	3.7	—	—
F 31 4_578.6	578.6	0.35	0.61	0.37	0.81	2.9	3.3	2.9	3.4	2.7	3.7	—	—
F 31 4_619.9	619.9	0.34	0.60	0.36	0.80	2.9	3.3	2.9	3.4	2.7	3.7	—	—
F 31 4_685.6	685.6	0.34	0.60	0.36	0.80	2.9	3.3	2.9	3.4	2.7	3.7	—	—
F 31 4_762.3	762.3	0.34	0.60	0.36	0.80	2.9	3.3	2.9	3.4	2.7	3.7	—	—
F 31 4_831.6	831.6	0.34	0.60	0.36	0.80	2.9	3.3	2.9	3.4	2.7	3.7	—	—
F 31 4_938.2	938.2	0.34	0.60	0.36	0.80	2.9	3.3	2.9	3.4	2.7	3.7	—	—
F 31 4_1042	1042	0.34	0.60	0.36	0.80	2.9	3.3	2.9	3.4	2.7	3.7	—	—
F 31 4_1208	1208	0.33	0.59	0.35	0.79	2.9	3.3	2.9	3.4	2.7	3.7	—	—
F 31 4_1368	1368	0.33	0.59	0.35	0.79	2.9	3.3	2.9	3.4	2.7	3.7	—	—
F 31 4_1539	1539	0.83	0.59	0.35	0.79	2.9	3.3	2.9	3.4	2.7	3.7	—	—




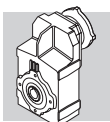
F 41

	i	J ($\cdot 10^{-4}$) [kgm ²]								
			63	71	80	90 	100	112	132	
F 41 2_6.7	6.7	12	—	—	15	15	18	18	29	21
F 41 2_9.1	9.1	7.2	—	—	10	9.8	13	13	24	16
F 41 2_10.8	10.8	8.0	—	—	11	11	13	13	25	17
F 41 2_14.6	14.6	5.0	—	—	7.7	7.6	10	10	21	14
F 41 2_17.1	17.1	3.5	—	—	6.3	6.2	8.9	8.9	20	12
F 41 2_18.9	18.9	3.1	—	—	5.8	5.7	8.5	8.5	20	12
F 41 2_24.1	24.1	2.1	2.8	2.8	4.9	4.8	7.5	7.5	19	11
F 41 2_30.1	30.1	1.5	2.2	2.2	4.3	4.2	6.9	6.9	18	10
F 41 2_38.2	38.2	0.95	1.7	1.7	3.7	3.6	6.3	6.3	17	9.7
F 41 2_47.9	47.9	0.67	1.4	1.4	3.4	3.3	6.0	6.0	17	9.5
F 41 3_51.5	51.5	3.0	—	—	5.7	5.6	8.4	8.4	19	12
F 41 3_60.2	60.2	2.1	—	—	4.9	4.7	7.5	7.5	19	11
F 41 3_66.5	66.5	1.9	—	—	4.7	4.5	7.3	7.3	18	11
F 41 3_84.9	84.9	1.4	2.1	2.1	4.2	4.0	6.8	6.8	18	10
F 41 3_106.0	106.0	1.1	1.8	1.7	3.8	3.7	6.4	6.4	18	9.8
F 41 3_134.4	134.4	0.66	1.4	1.4	3.4	3.3	6.0	6.0	17	9.4
F 41 3_168.7	168.7	0.49	1.2	1.2	3.2	3.1	5.9	5.9	17	9.3
F 41 3_180.7	180.7	0.43	1.1	1.1	3.2	3.1	5.8	5.8	—	9.2
F 41 3_198.9	198.9	0.39	1.1	1.1	3.1	3.0	5.8	5.8	—	9.2
F 41 3_220.1	220.1	0.36	1.1	1.1	3.1	3.0	5.7	5.7	—	9.1
F 41 3_240.1	240.1	0.31	1.0	1.0	3.1	2.9	5.7	5.7	—	9.1
F 41 3_266.9	266.9	0.28	1.0	1.0	3.0	2.9	5.7	5.7	—	9.1
F 41 3_296.6	296.6	0.23	1.0	1.0	3.0	2.9	5.6	5.6	—	9.0
F 41 3_344.8	344.8	0.19	0.92	0.91	2.9	2.8	5.6	5.6	—	9.0
F 41 4_433.7	433.7	0.21	0.94	0.93	3.0	2.8	4.1	4.1	—	1.9
F 41 4_549.8	549.8	0.19	0.92	0.90	2.9	2.8	4.0	4.0	—	1.9
F 41 4_690.1	690.1	0.18	0.91	0.89	2.9	2.8	4.0	4.0	—	1.9
F 41 4_739.4	739.4	0.17	0.90	0.89	2.9	2.8	4.0	4.0	—	1.9
F 41 4_813.8	813.8	0.17	0.90	0.89	2.9	2.8	4.0	4.0	—	1.9
F 41 4_900.5	900.5	0.17	0.90	0.89	2.9	2.8	4.0	4.0	—	1.9
F 41 4_982.4	982.4	0.17	0.90	0.88	2.9	2.8	4.0	4.0	—	1.9
F 41 4_1092	1092	0.16	0.89	0.88	2.9	2.8	4.0	4.0	—	1.9
F 41 4_1213	1213	0.16	0.89	0.88	2.9	2.8	4.0	4.0	—	1.9
F 41 4_1411	1411	0.16	0.89	0.88	2.9	2.8	4.0	4.0	—	1.9




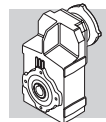
F 41

		J ($\cdot 10^{-4}$) [kgm ²]																	
		 SERVO																	
	i	60A		60B 80A		80B		95A		80C 95B 110A		95C 110B		130A		130B 180A		180B	
		SK	SC	SK	SC	SK	SC	SK	SC	SK	SC	SK	SC	SK	SC	SK	SC	SK	SC
F 41 2_6.7	6.7	—	—	—	—	—	—	—	—	15	16	15	16	15	16	29	31	29	34
F 41 2_9.1	9.1	—	—	—	—	—	—	—	—	10	11	9.8	11	9.8	11	24	27	24	29
F 41 2_10.8	10.8	—	—	—	—	—	—	—	—	11	12	11	12	11	12	25	27	25	30
F 41 2_14.6	14.6	—	—	—	—	—	—	—	—	7.7	8.2	7.6	8.6	7.6	8.6	22	24	21	26
F 41 2_17.1	17.1	—	—	—	—	—	—	—	—	6.3	6.8	6.2	7.2	6.2	7.2	20	23	20	25
F 41 2_18.9	18.9	—	—	—	—	—	—	—	—	5.8	6.3	5.7	6.7	5.7	6.7	20	23	20	25
F 41 2_24.1	24.1	—	—	—	—	4.9	5.4	4.9	5.4	4.9	5.4	4.8	5.8	4.8	5.8	19	22	19	24
F 41 2_30.1	30.1	—	—	—	—	4.3	4.8	4.3	4.8	4.3	4.8	4.2	5.2	4.2	5.2	18	21	18	23
F 41 2_38.2	38.2	—	—	—	—	3.8	4.2	3.8	4.2	3.7	4.2	3.6	4.6	3.6	4.6	18	20	17	22
F 41 2_47.9	47.9	—	—	—	—	3.5	3.9	3.5	3.9	3.4	3.9	3.3	4.3	3.3	4.3	18	20	17	22
F 41 3_51.5	51.5	—	—	—	—	—	—	—	—	5.7	6.2	5.6	6.6	5.6	6.6	20	22	19	24
F 41 3_60.2	60.2	—	—	—	—	—	—	—	—	4.9	5.4	4.7	5.7	4.7	5.7	19	22	19	24
F 41 3_66.5	66.5	—	—	—	—	—	—	—	—	4.7	5.2	4.5	5.5	4.5	5.5	19	21	18	23
F 41 3_84.9	84.9	—	—	—	—	4.2	4.7	4.2	4.7	4.2	4.7	4.0	5.0	4.0	5.0	18	21	18	23
F 41 3_106.0	106.0	—	—	—	—	3.9	4.4	3.9	4.4	3.8	4.3	3.7	4.7	3.7	4.7	18	21	18	23
F 41 3_134.4	134.4	—	—	—	—	3.5	3.9	3.5	3.9	3.4	3.9	3.3	4.3	3.3	4.3	18	20	17	22
F 41 3_168.7	168.7	—	—	—	—	3.3	3.7	3.3	3.7	3.2	3.7	3.1	4.1	3.1	4.1	17	20	17	22
F 41 3_180.7	180.7	—	—	—	—	3.3	3.7	3.3	3.7	3.2	3.7	3.1	4.1	3.1	4.1	—	—	—	—
F 41 3_198.9	198.9	—	—	—	—	3.2	3.6	3.2	3.6	3.1	3.6	3.0	4.0	3.0	4.0	—	—	—	—
F 41 3_220.1	220.1	—	—	—	—	3.2	3.6	3.2	3.6	3.1	3.6	3.0	4.0	3.0	4.0	—	—	—	—
F 41 3_240.1	240.1	—	—	—	—	3.1	3.6	3.1	3.6	3.1	3.6	2.9	3.9	2.9	3.9	—	—	—	—
F 41 3_266.9	266.9	—	—	—	—	3.1	3.5	3.1	3.5	3.0	3.5	2.9	3.9	2.9	3.9	—	—	—	—
F 41 3_296.6	296.6	—	—	—	—	3.1	3.5	3.1	3.5	3.0	3.5	2.9	3.9	2.9	3.9	—	—	—	—
F 41 3_344.8	344.8	—	—	—	—	3.0	3.4	3.0	3.4	2.9	3.4	2.8	3.8	2.8	3.8	—	—	—	—
F 41 4_433.7	433.7	0.48	0.74	0.50	0.94	—	—	3.0	3.5	3.0	3.5	2.8	3.8	—	—	—	—	—	—
F 41 4_549.8	549.8	0.46	0.72	0.48	0.92	—	—	3.0	3.4	2.9	3.4	2.8	3.8	—	—	—	—	—	—
F 41 4_690.1	690.1	0.45	0.71	0.47	0.91	—	—	3.0	3.4	2.9	3.4	2.8	3.8	—	—	—	—	—	—
F 41 4_739.4	739.4	0.44	0.70	0.46	0.90	—	—	3.0	3.4	2.9	3.4	2.8	3.8	—	—	—	—	—	—
F 41 4_813.8	813.8	0.44	0.70	0.46	0.90	—	—	3.0	3.4	2.9	3.4	2.8	3.8	—	—	—	—	—	—
F 41 4_900.5	900.5	0.44	0.70	0.46	0.90	—	—	3.0	3.4	2.9	3.4	2.8	3.8	—	—	—	—	—	—
F 41 4_982.4	982.4	0.44	0.70	0.46	0.90	—	—	3.0	3.4	2.9	3.4	2.8	3.8	—	—	—	—	—	—
F 41 4_1092	1092	0.43	0.69	0.45	0.89	—	—	3.0	3.4	2.9	3.4	2.8	3.8	—	—	—	—	—	—
F 41 4_1213	1213	0.43	0.69	0.45	0.89	—	—	3.0	3.4	2.9	3.4	2.8	3.8	—	—	—	—	—	—
F 41 4_1411	1411	0.43	0.69	0.45	0.89	—	—	3.0	3.4	2.9	3.4	2.8	3.8	—	—	—	—	—	—




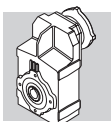
F 51

	i	J ($\cdot 10^{-4}$) [kgm ²]										
			63	71	80	90	100	112	132	160	180	
F 51 2_7.2	7.2	25	—	—	28	28	30	30	42	101	103	34
F 51 2_9.1	9.1	17	—	—	20	19	22	22	33	92	94	26
F 51 2_11.1	11.1	16	—	—	19	19	22	22	33	92	94	25
F 51 2_14.0	14.0	11	—	—	14	14	17	17	28	87	89	20
F 51 2_18.8	18.8	7.0	—	—	9.8	9.6	12	12	24	83	85	16
F 51 2_23.8	23.8	4.5	—	—	7.3	7.2	9.9	9.9	21	80	82	13
F 51 2_30.0	30.0	3.1	3.8	3.8	5.9	5.8	8.5	8.5	20	79	81	12
F 51 2_37.1	37.1	2.2	3.0	3.0	5.0	4.9	7.6	7.6	19	78	80	11
F 51 3_48.9	48.9	6.2	—	—	8.9	8.8	12	12	23	82	84	15
F 51 3_65.8	65.8	4.2	—	—	6.9	6.8	9.6	9.6	21	80	82	13
F 51 3_83.2	83.2	2.7	—	—	5.5	5.4	8.1	8.1	19	78	80	12
F 51 3_105.1	105.1	2.0	2.7	2.7	4.8	4.6	7.4	7.4	19	78	80	11
F 51 3_129.9	129.9	1.5	2.2	2.2	4.3	4.1	6.9	6.9	18	77	79	10
F 51 3_165.6	165.6	0.95	1.7	1.7	3.7	3.6	6.3	6.3	17	76	78	9.7
F 51 3_202.4	202.4	0.72	1.4	1.4	3.5	3.3	6.1	6.1	17	76	78	9.5
F 51 3_216.9	216.9	0.64	1.4	1.3	3.4	3.3	6.0	6.0	—	—	—	9.4
F 51 3_239.8	239.8	0.60	1.3	1.3	3.4	3.2	6.0	6.0	—	—	—	9.4
F 51 3_262.1	262.1	0.53	1.3	1.3	3.3	3.2	5.9	5.9	—	—	—	9.3
F 51 3_285.9	285.9	0.46	1.2	1.2	3.2	3.1	5.8	5.8	—	—	—	9.2
F 51 3_317.3	317.3	0.39	1.1	1.1	3.2	3.0	5.8	5.8	—	—	—	9.2
F 51 3_352.5	352.5	0.28	1.1	1.1	3.1	3.0	5.7	5.7	—	—	—	9.1
F 51 4_429.1	429.1	0.36	1.1	1.1	3.1	3.0	5.7	5.7	—	—	—	2.4
F 51 4_530.5	530.5	0.33	1.1	1.0	3.1	3.0	5.7	5.7	—	—	—	2.4
F 51 4_676.3	676.3	0.30	1.0	1.0	3.1	2.9	5.7	5.7	—	—	—	2.4
F 51 4_826.4	826.4	0.28	1.0	1.0	3.0	2.9	5.7	5.7	—	—	—	2.3
F 51 4_885.5	885.5	0.28	1.0	1.0	3.0	2.9	5.7	5.7	—	—	—	2.3
F 51 4_979.4	979.4	0.28	1.0	1.0	3.0	2.9	5.7	5.7	—	—	—	2.3
F 51 4_1070	1070	0.27	1.0	1.0	3.0	2.9	5.6	5.6	—	—	—	2.3
F 51 4_1168	1168	0.27	1.0	1.0	3.0	2.9	5.6	5.6	—	—	—	2.3
F 51 4_1296	1296	0.26	1.0	1.0	3.0	2.9	5.6	5.6	—	—	—	2.3
F 51 4_1439	1439	0.26	1.0	1.0	3.0	2.9	5.6	5.6	—	—	—	2.3





F 51

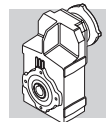
		J ($\cdot 10^{-4}$) [kgm ²]											
													
	i	80B		95A		80C 95B 110A		95C 110B 130A		130B 180A		180B	
		SK	SC	SK	SC	SK	SC	SK	SC	SK	SC	SK	SC
F 51 2_7.2	7.2	—	—	—	—	28	29	28	23	42	44	42	47
F 51 2_9.1	9.1	—	—	—	—	20	21	19	20	34	36	33	38
F 51 2_11.1	11.1	—	—	—	—	19	20	19	20	33	35	33	38
F 51 2_14.0	14.0	—	—	—	—	14	15	14	15	28	30	28	33
F 51 2_18.8	18.8	—	—	—	—	9.8	10	9.6	11	24	26	24	29
F 51 2_23.8	23.8	—	—	—	—	7.3	7.8	7.2	8.2	21	24	21	26
F 51 2_30.0	30.0	5.9	6.4	5.9	6.4	5.9	6.4	5.8	6.8	20	23	20	25
F 51 2_37.1	37.1	5.0	5.5	5.0	5.5	5.0	5.5	4.9	5.9	19	22	19	24
F 51 3_48.9	48.9	—	—	—	—	8.9	9.4	8.8	9.8	23	26	23	28
F 51 3_65.8	65.8	—	—	—	—	6.9	7.4	6.8	7.8	21	24	21	26
F 51 3_83.2	83.2	—	—	—	—	5.5	6.0	5.4	6.4	20	22	19	24
F 51 3_105.1	105.1	4.8	5.3	4.8	5.3	4.8	5.3	4.6	5.6	19	21	19	24
F 51 3_129.9	129.9	4.3	4.8	4.3	4.8	4.3	4.8	4.1	5.1	18	21	18	23
F 51 3_165.6	165.6	3.8	4.2	3.8	4.2	3.7	4.2	3.6	4.6	18	20	17	22
F 51 3_202.4	202.4	3.5	4.0	3.5	4.0	3.5	4.0	3.3	4.3	18	20	17	22
F 51 3_216.9	216.9	3.5	3.9	3.5	3.9	3.4	3.9	3.3	4.3	—	—	—	—
F 51 3_239.8	239.8	3.4	3.9	3.4	3.9	3.4	3.9	3.2	4.2	—	—	—	—
F 51 3_262.1	262.1	3.4	3.8	3.4	3.8	3.3	3.8	3.2	4.2	—	—	—	—
F 51 3_285.9	285.9	3.3	3.7	3.3	3.7	3.2	3.7	3.1	4.1	—	—	—	—
F 51 3_317.3	317.3	3.2	3.6	3.2	3.6	3.2	3.7	3.0	4.0	—	—	—	—
F 51 3_352.5	352.5	3.1	3.5	3.1	3.5	3.1	3.6	3.0	4.0	—	—	—	—
F 51 4_429.1	429.1	—	—	3.2	3.6	3.1	3.6	3.0	4.0	—	—	—	—
F 51 4_530.5	530.5	—	—	3.2	3.6	3.1	3.6	3.0	4.0	—	—	—	—
F 51 4_676.3	676.3	—	—	3.1	3.6	3.1	3.6	2.9	3.9	—	—	—	—
F 51 4_826.4	826.4	—	—	3.1	3.5	3.0	3.5	2.9	3.9	—	—	—	—
F 51 4_885.5	885.5	—	—	3.1	3.5	3.0	3.5	2.9	3.9	—	—	—	—
F 51 4_979.4	979.4	—	—	3.1	3.5	3.0	3.5	2.9	3.9	—	—	—	—
F 51 4_1070	1070	—	—	3.1	3.5	3.0	3.5	2.9	3.9	—	—	—	—
F 51 4_1168	1168	—	—	3.1	3.5	3.0	3.5	2.9	3.9	—	—	—	—
F 51 4_1296	1296	—	—	3.1	3.5	3.0	3.5	2.9	3.9	—	—	—	—
F 51 4_1439	1439	—	—	3.1	3.5	3.0	3.5	2.9	3.9	—	—	—	—




F 60

	i	J ($\cdot 10^{-4}$) [kgm ²]										
			63	71	80	90	100	112	132	160	180	
F 60 3_9.0	9.0	40	—	—	—	—	—	—	59	118	116	61
F 60 3_9.7	9.7	38	—	—	—	—	—	—	57	116	114	59
F 60 3_11.8	11.8	25	—	—	28	28	29	29	44	103	101	46
F 60 3_12.7	12.7	24	—	—	27	27	28	28	43	102	100	45
F 60 3_14.5	14.5	18	—	—	21	20	22	22	37	96	94	39
F 60 3_15.7	15.7	17	—	—	20	20	21	21	36	95	93	38
F 60 3_19.1	19.1	10	—	—	13	13	14	14	29	89	86	31
F 60 3_20.7	20.7	9.9	—	—	13	13	14	14	29	88	86	31
F 60 3_23.5	23.5	7.3	—	—	10	10	11	11	26	86	83	28
F 60 3_25.4	25.4	7.1	—	—	9.9	9.9	11	11	26	85	83	28
F 60 3_29.6	29.6	15	—	—	—	—	—	—	34	93	91	36
F 60 3_32.1	32.1	15	—	—	—	—	—	—	34	93	91	36
F 60 3_38.8	38.8	11	—	—	14	13	15	15	30	89	87	32
F 60 3_42.1	42.1	11	—	—	13	13	15	15	29	89	87	31
F 60 3_47.8	47.8	8.2	—	—	11	11	12	12	27	86	84	29
F 60 3_51.8	51.8	8.1	—	—	11	11	12	12	27	86	84	29
F 60 3_63.0	63.0	4.9	—	—	7.7	7.6	8.9	8.9	24	83	81	26
F 60 3_68.3	68.3	4.8	—	—	7.7	7.6	8.9	8.9	24	83	81	26
F 60 3_77.6	77.6	3.7	—	—	6.6	6.5	7.8	7.8	23	82	80	25
F 60 3_84.0	84.0	3.7	—	—	6.5	6.5	7.8	7.8	23	82	80	25
F 60 3_98.2	98.2	2.7	4.2	4.2	5.6	5.5	6.8	6.8	22	81	79	24
F 60 3_106.4	106.4	2.7	4.2	4.2	5.5	5.4	6.8	6.8	22	81	79	24
F 60 3_120.5	120.5	1.8	3.2	3.2	4.6	4.6	5.9	5.9	21	80	78	23
F 60 3_130.5	130.5	1.8	3.2	3.2	4.6	4.6	5.8	5.8	21	80	78	23
F 60 3_150.4	150.4	1.3	2.7	2.7	4.1	4.1	5.4	5.4	20	80	77	22
F 60 3_162.9	162.9	1.3	2.7	2.7	4.1	4.1	5.4	5.4	20	80	77	22
F 60 3_185.9	185.9	0.90	2.4	2.4	3.8	3.7	5.0	5.0	20	79	77	22
F 60 3_201.4	201.4	0.90	2.4	2.4	3.8	3.7	5.0	5.0	20	79	77	22
F 60 3_217.6	217.6	0.70	2.2	2.2	3.6	3.5	4.8	4.8	—	—	—	22
F 60 3_235.8	235.8	0.70	2.2	2.2	3.6	3.5	4.8	4.8	—	—	—	22
F 60 3_259.1	259.1	0.50	2.0	2.0	3.4	3.3	4.6	4.6	—	—	—	22
F 60 3_280.7	280.7	0.50	2.0	2.0	3.4	3.3	4.6	4.6	—	—	—	22

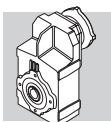
Per i valori dei momenti d'inerzia relativi ai riduttori a 4 stadi, consultare il ns. Servizio Tecnico.






F 60

		J ($\cdot 10^{-4}$) [kgm ²]									
		 SERVO									
	i	95A		80C 95B 110A		95C 110B 130A		130B 180A		180B	
		SK	SC	SK	SC	SK	SC	SK	SC	SK	SC
F 60 3_9.0	9.0	—	—	—	—	—	—	57	59	59	64
F 60 3_9.7	9.7	—	—	—	—	—	—	55	57	57	62
F 60 3_11.8	11.8	—	—	28	29	28	29	42	44	44	49
F 60 3_12.7	12.7	—	—	27	28	27	28	41	43	43	48
F 60 3_14.5	14.5	—	—	21	22	20	21	35	37	37	42
F 60 3_15.7	15.7	—	—	20	21	20	21	34	36	36	41
F 60 3_19.1	19.1	—	—	13	14	13	14	27	29	29	34
F 60 3_20.7	20.7	—	—	13	14	13	14	27	29	29	34
F 60 3_23.5	23.5	—	—	10	11	10	11	24	27	26	31
F 60 3_25.4	25.4	—	—	9.9	10	9.9	11	24	27	26	31
F 60 3_29.6	29.6	—	—	—	—	—	—	32	34	34	39
F 60 3_32.1	32.1	—	—	—	—	—	—	32	34	34	39
F 60 3_38.8	38.8	—	—	14	15	13	14	28	30	30	35
F 60 3_42.1	42.1	—	—	13	14	13	14	28	30	29	34
F 60 3_47.8	47.8	—	—	11	12	11	12	25	28	27	32
F 60 3_51.8	51.8	—	—	11	12	11	12	25	28	27	32
F 60 3_63.0	63.0	—	—	7.7	8.2	7.6	8.6	22	24	24	29
F 60 3_68.3	68.3	—	—	7.7	8.2	7.6	8.6	22	24	24	29
F 60 3_77.6	77.6	—	—	6.6	7.1	6.5	7.5	21	23	23	28
F 60 3_84.0	84.0	—	—	6.5	7.0	6.5	7.5	21	23	23	28
F 60 3_98.2	98.2	—	—	5.6	6.1	5.5	6.5	20	22	22	27
F 60 3_106.4	106.4	5.5	6.0	5.5	6.0	5.4	6.4	20	22	22	27
F 60 3_120.5	120.5	2.2	2.7	4.6	5.1	4.6	5.6	19	21	21	26
F 60 3_130.5	130.5	2.2	2.7	4.6	5.1	4.6	5.6	19	21	21	26
F 60 3_150.4	150.4	4.1	4.6	4.1	4.6	4.1	5.1	18	21	20	25
F 60 3_162.9	162.9	4.1	4.6	4.1	4.6	4.1	5.1	18	21	20	25
F 60 3_185.9	185.9	3.7	4.2	3.8	4.3	3.7	4.7	18	20	20	25
F 60 3_201.4	201.4	3.7	4.2	3.8	4.3	3.7	4.7	18	20	20	25
F 60 3_217.6	217.6	3.5	4.0	3.6	4.1	3.5	4.5	—	—	—	—
F 60 3_235.8	235.8	3.5	4.0	3.6	4.1	3.5	4.5	—	—	—	—
F 60 3_259.1	259.1	3.3	3.8	3.4	3.9	3.3	4.3	—	—	—	—
F 60 3_280.7	280.7	3.3	3.8	3.4	3.9	3.3	4.3	—	—	—	—

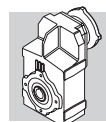
Per i valori dei momenti d'inerzia relativi ai riduttori a 4 stadi, consultare il ns. Servizio Tecnico.






F 70

	i	J ($\cdot 10^{-4}$) [kgm ²]									
			 IEC								
			80	90	100	112	132	160	180	200	
F 70 3_10.0	10.0	—	—	—	—	—	—	169	167	176	133
F 70 3_10.9	10.9	—	—	—	—	—	—	166	163	173	129
F 70 3_12.8	12.8	—	—	—	—	—	—	139	137	146	102
F 70 3_13.9	13.9	—	—	—	—	—	—	137	135	144	100
F 70 3_16.3	16.3	39	—	—	—	—	58	117	115	124	80
F 70 3_17.7	17.7	37	—	—	—	—	56	116	113	123	79
F 70 3_20.9	20.9	26	—	—	—	—	45	105	102	—	68
F 70 3_22.6	22.6	26	—	—	—	—	44	104	102	—	67
F 70 3_24.6	24.6	21	—	—	—	—	40	99	97	—	62
F 70 3_27.7	27.7	—	—	—	—	—	—	128	126	135	73
F 70 3_30.0	30.0	—	—	—	—	—	—	127	125	134	73
F 70 3_35.4	35.4	—	—	—	—	—	—	114	112	121	77
F 70 3_38.4	38.4	—	—	—	—	—	—	114	111	121	77
F 70 3_45.2	45.2	23	—	—	—	—	42	101	99	108	65
F 70 3_49.0	49.0	23	—	—	—	—	42	101	99	108	65
F 70 3_57.7	57.7	17	—	—	—	—	36	95	93	—	58
F 70 3_62.5	62.5	17	—	—	—	—	36	95	93	—	58
F 70 3_67.9	67.9	14	—	—	—	—	33	92	90	—	55
F 70 3_73.6	73.6	14	—	—	—	—	33	92	90	—	55
F 70 3_85.4	85.4	9.0	11	11	13	13	28	87	85	—	50
F 70 3_92.5	92.5	9.0	11	11	13	13	28	87	85	—	50
F 70 3_101.2	101.2	6.3	8.9	8.8	10	10	25	85	82	—	47
F 70 3_109.6	109.6	6.3	8.9	8.8	10	10	25	85	82	—	47
F 70 3_122.7	122.7	5.1	7.9	7.8	9.1	9.1	24	83	81	—	46
F 70 3_133.0	133.0	5.1	7.9	7.8	9.1	9.1	24	83	81	—	46
F 70 3_153.8	153.8	3.2	6.0	6.0	7.3	7.3	22	81	79	—	44
F 70 3_166.7	166.7	3.2	6.0	6.0	7.3	7.3	22	81	79	—	44
F 70 3_180.9	180.9	2.3	5.1	5.1	6.3	6.3	21	81	78	—	43
F 70 3_196.0	196.0	2.3	5.1	5.0	6.3	6.3	21	81	78	—	43

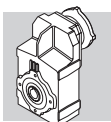
Per i valori dei momenti d'inerzia relativi ai riduttori a 4 stadi, consultare il ns. Servizio Tecnico.






F 80

	i	J ($\cdot 10^{-4}$) [kgm ²]										
			 IEC									
		80	90	100	112	132	160	180	200	225		
F 80 3_10.3	10.3	—	—	—	—	—	—	286	300	578	252	
F 80 3_11.2	11.2	—	—	—	—	—	—	277	291	569	244	
F 80 3_12.9	12.9	—	—	—	—	—	—	217	218	231	509	
F 80 3_14.0	14.0	—	—	—	—	—	—	212	212	226	504	
F 80 3_16.2	16.2	—	—	—	—	—	—	173	171	180	464	
F 80 3_17.6	17.6	—	—	—	—	—	—	170	167	177	461	
F 80 3_20.3	20.3	60	—	—	—	—	79	139	136	146	431	
F 80 3_22.0	22.0	58	—	—	—	—	77	136	134	143	429	
F 80 3_25.2	25.2	43	—	—	—	—	62	121	119	150	413	
F 80 3_28.8	28.8	—	—	—	—	—	—	189	203	480	155	
F 80 3_31.3	31.3	—	—	—	—	—	—	188	201	479	154	
F 80 3_36.0	36.0	—	—	—	—	—	—	155	155	169	447	
F 80 3_39.0	39.0	—	—	—	—	—	—	154	154	168	446	
F 80 3_45.3	45.3	—	—	—	—	—	—	133	132	141	425	
F 80 3_49.1	49.1	—	—	—	—	—	—	133	131	140	425	
F 80 3_56.7	56.7	35	—	—	—	—	54	113	111	120	406	
F 80 3_61.5	61.5	35	—	—	—	—	54	113	111	120	406	
F 80 3_70.4	70.4	27	—	—	—	—	46	105	103	133	397	
F 80 3_76.3	76.3	27	—	—	—	—	45	105	103	133	396	
F 80 3_85.2	85.2	20	—	—	—	—	39	99	96	126	389	
F 80 3_92.3	92.3	20	—	—	—	—	39	99	96	126	389	
F 80 3_105.0	105.0	14	16	16	17	17	32	92	90	119	383	
F 80 3_113.8	113.8	14	16	16	17	17	32	92	90	119	382	
F 80 3_122.5	122.5	13	15	15	17	17	32	91	89	118	381	
F 80 3_132.7	132.7	13	15	15	16	16	31	91	89	118	381	
F 80 3_147.9	147.9	8.5	11	11	13	13	27	87	85	—	—	
F 80 3_160.2	160.2	8.5	11	11	13	13	27	87	84	—	—	
F 80 3_184.6	184.6	5.1	7.9	7.8	9.1	9.1	24	83	81	—	—	
F 80 3_200.0	200.0	5.0	7.9	7.8	9.1	9.1	24	83	81	—	—	

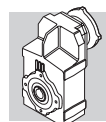
Per i valori dei momenti d'inerzia relativi ai riduttori a 4 stadi, consultare il ns. Servizio Tecnico.



F 90

	i	J ($\cdot 10^{-4}$) [kgm ²]											
			 IEC										
		80	90	100	112	132	160	180	200	225	250		
F 90 3_10.3	10.3	—	—	—	—	—	—	549	559	843	870	850	
F 90 3_11.1	11.1	—	—	—	—	—	—	529	539	823	850	830	
F 90 3_13.4	13.4	—	—	—	—	—	—	373	383	667	694	674	
F 90 3_14.5	14.5	—	—	—	—	—	—	361	371	655	682	662	
F 90 3_16.5	16.5	—	—	—	—	—	—	286	296	580	607	587	
F 90 3_17.9	17.9	—	—	—	—	—	—	278	288	572	599	579	
F 90 3_20.6	20.6	—	—	—	—	—	224	222	232	516	542	513	
F 90 3_22.3	22.3	—	—	—	—	—	220	217	227	511	537	508	
F 90 3_25.4	25.4	103	—	—	—	122	181	179	188	474	500	471	
F 90 3_28.6	28.6	—	—	—	—	—	—	291	301	585	613	593	
F 90 3_31.0	31.0	—	—	—	—	—	—	289	299	583	610	590	
F 90 3_37.4	37.4	—	—	—	—	—	—	222	232	516	543	523	
F 90 3_40.5	40.5	—	—	—	—	—	—	220	230	514	541	521	
F 90 3_46.1	46.1	—	—	—	—	—	—	186	196	480	507	487	
F 90 3_49.9	49.9	—	—	—	—	—	—	185	195	479	506	486	
F 90 3_57.3	57.3	—	—	—	—	—	161	158	168	452	479	450	
F 90 3_62.1	62.1	—	—	—	—	—	160	158	167	451	478	449	
F 90 3_70.8	70.8	61	—	—	—	80	139	137	146	432	458	429	
F 90 3_76.7	76.7	60	—	—	—	79	139	136	146	431	458	429	
F 90 3_88.4	88.4	44	—	—	—	63	123	120	151	414	441	412	
F 90 3_95.8	95.8	44	—	—	—	63	122	120	151	414	441	412	
F 90 3_103.3	103.3	41	—	—	—	59	119	117	146	410	436	408	
F 90 3_111.9	111.9	40	—	—	—	59	119	116	146	409	436	407	
F 90 3_126.8	126.8	26	29	29	30	30	45	105	102	132	395	422	393
F 90 3_137.3	137.3	26	29	29	30	30	45	104	102	132	395	422	393
F 90 3_150.3	150.3	21	24	24	25	25	40	100	97	127	390	417	388
F 90 3_162.8	162.8	21	24	24	25	25	40	100	97	127	390	417	388
F 90 3_179.2	179.2	14	16	16	18	18	33	92	90	—	—	—	381
F 90 3_194.2	194.2	14	16	16	17	17	33	92	90	—	—	—	381

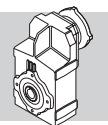
Per i valori dei momenti d'inerzia relativi ai riduttori a 4 stadi, consultare il ns. Servizio Tecnico.



64 RAPPORTI ESATTI

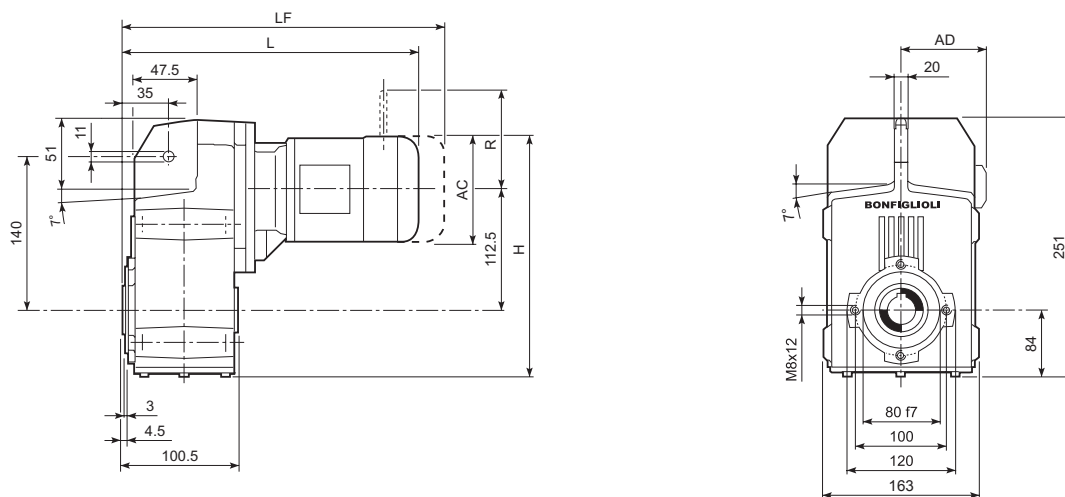
iN	F 10	F 20	F 25	F 31	F 41	F 51	F 60	F 70	F 80	F 90
6.3		6.41210								
7.1	7.40443		6.86957	6.94907	6.72727	7.19408				
8.0		7.83478	8.39375	8.22917						
9.0	8.58204	8.73227	9.35526	9.01630	9.13580	9.05114	8.96000			
10.0	9.76974	10.03069	10.62451	10.74747			9.70667	10.01538	10.33846	10.26577
11.2	11.53759	11.23370			10.77273	11.11005	11.75320	10.85000	11.20000	11.12125
12.5	13.02632		12.98182	12.72727		13.97796	12.73263	12.81731	12.90240	13.41346
14.0	14.64777	14.79842	14.46890	13.94466	14.62963		14.47385	13.88542	13.97760	14.53125
16.0	16.97738		16.62032	16.80000	17.11667		15.68000	16.34455	16.24615	16.52538
18.0		18.08182	18.61364	18.48804	18.89130	18.82155	19.06872	17.70660	17.60000	17.90250
20.0	19.32692	20.15311	21.81818	21.11230			20.65778	20.86538	20.33231	20.56731
22.4	22.82418	23.14973	23.75758	23.38636		23.79447	23.46381	22.60417	22.02667	22.28125
25.0	25.76923	25.92614	27.20455	27.27273	24.11579		25.41913	24.55695	25.22585	25.38622
28.0	29.63462	30.38961	30.03636	30.12121	30.11875	30.03828	29.61538	27.69231	28.84615	28.61169
31.5	32.98462	33.09091	32.18182	34.36364			32.08333	30.00000	31.25000	30.99600
35.5	35.34066	37.89205	36.41958	37.67273	38.18333	37.13636	38.84771	35.43956	36.00000	37.38462
40.0	39.64497	41.83636	40.72727	40.36364			42.08502	38.39286	39.00000	40.50000
45.0	44.66667	44.82468	45.56607	44.64336	47.92667		47.84024	45.19231	45.32967	46.05785
50.0	48.72727	50.72727	50.78571	47.54630	51.49270	48.89965	51.82692	48.95833	49.10714	49.89600
56.0	56.69231	56.72727	58.33718	52.09420	60.24646		63.02761	57.69231	56.73077	57.32308
63.0	62.99145	61.88430	65.33371	62.76111	66.49275	65.84416	68.27991	62.50000	61.45833	62.10000
71.0	71.12308	69.13636	76.58163	69.06725			77.55467	73.55769	70.38462	70.75385
80.0	81.31624	76.81818	83.38889	78.87092	84.88166	83.24111	84.01756	85.38462	76.25000	76.65000
90.0	91.48077	90.40909	95.48772	87.36632			98.19838	92.50000	92.30769	88.39385
100.0	106.02198	101.63636	105.42738	101.88492	106.01061	105.08407	106.38158	101.18343	105.00000	103.33491
112.2		114.34091	112.95791	112.52623			120.45488	109.61538	113.75000	111.94615
125.5	127.12821	132.19481	127.83242	128.37500	134.39596	129.91558	130.49279	122.72727	122.48521	126.77538
140.0		156.30469	142.95238	140.73704			150.35503	132.95455	132.69231	150.30533
160.0		172.57500	155.94805	166.77778	168.69010	165.62338	162.88462	166.66667	160.22727	162.83077
180.0		184.90179	174.22321	185.43056	180.73939	202.39481	185.89349	180.94406	184.61538	179.21958
200.0		209.25000	193.58135	202.28788	198.92028	216.85158	201.38462	196.02273	200.00000	194.15455
225.0		234.00000	227.83036	228.22222	220.13131	239.84416	217.64679	216.52422	218.49174	213.59178
250.0		255.27273	256.12302	253.58025	240.14325	262.11039	259.08284	234.56790	273.89277	231.39109
280.0		285.18750	288.13839	293.83611	266.93818	285.93861	280.67308	280.93645	296.71717	268.72770
315.0		316.87500	333.13010	332.82407	296.59798	317.26753	315.38899	304.34783	353.67893	291.12168
355.0		372.93750		374.42708	344.79515	352.51948	341.67140	372.46964	383.15217	361.84615
400.0		419.25000	393.88686	418.86023		429.09330	399.34008	403.50877	451.49061	392.00000
450.0		471.65625	434.88795	462.60785	433.67975		432.61842	471.15385	489.11483	457.45099
500.0			465.95137	527.76389			489.84985	510.41667	563.87675	495.57191
560.0		545.30357	527.30872	578.58560	549.80165	530.48864	530.67067	606.83761	610.86648	577.48888
630.0			589.67857	619.91314	690.09587	676.29545	611.44379	657.40741	714.86014	625.61296
710.0			643.28571	685.64198	739.38843	826.44545	755.96686	758.97436	774.43182	713.95030
800.0			718.67076	762.32562	813.76478	885.47727	818.96410	822.22222	897.27273	773.44615
900.0			798.52307	831.62795	900.53719	979.36364	885.09695	899.40828	972.04545	910.18225
1000.0			939.80022	938.24691	982.40421	1070.28409	958.85503	974.35897	1058.06885	986.03077
1125.0			1056.50744	1042.49657	1092.01983	1167.58264	1053.60355	1090.90909	1146.24126	1112.25941
1250.0			1188.57087	1207.99290	1213.35537	1295.50909	1141.40385	1181.81818	1277.33630	1204.94769
1400.0			1374.16167	1368.27675	1410.52562	1439.45455		1367.52137	1383.78099	1427.90059
1600.0				1539.31134				1584.61538	1577.62238	1571.37386
1800.0								1716.66667	1709.09091	1702.32168
2000.0								2019.23077	1833.98601	1937.26864
2250.0								2187.50000	1986.81818	2098.70769



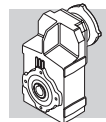


65 DIMENSIONI

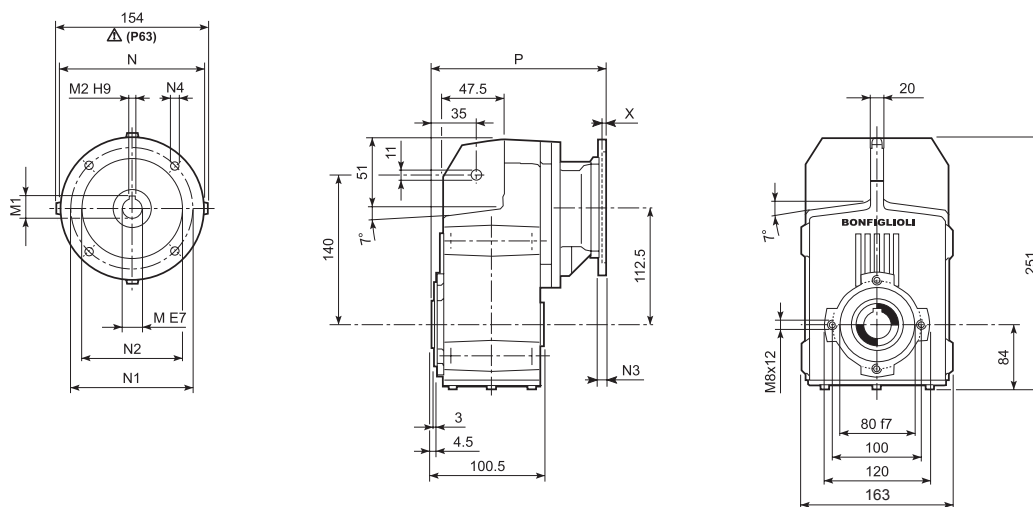
F 10...M/ME/MX/MXN



								M...FD M...FA		M...FD		M...FA	
			AC	H	L	AD		LF		R	AD	R	AD
F 10 2	S05	M05	121	220.5	311.5	95	12	377.5	13	96	122	116	95
F 10 2	S05	ME05	121	220.5	311.5	95	12	377.5	13	96	119	116	119
F 10 2	S05	MXN05	123	221.5	358	136	13.8	405	14.9	96	136	116	136
F 10 2	S1	M1	138	265.5	340.5	108	14	401.5	17	103	135	124	108
F 10 2	S1	ME1	138	265.5	340.5	108	14	401.5	17	103	135	124	135
F 10 2	S10	MXN10	138	265.5	369.5	137	16.4	428.5	18.8	103	138	121	138
F 10 2	S2	ME2S	156	274.5	369.5	119	18	439.5	20.1	129	143	134	143
F 10 2	S2	MX2S	156	274.5	413.5	119	23	485.5	27.3	129	143	134	143
F 10 2	S20	MXN20	158	275.5	467	146	25.2	538	27.4	129	148	131	148
F 10 2	S3	ME3S	195	294	412.5	142	22	508.5	29.4	160	155	160	155
F 10 2	S3	MX3S	195	294	444.5	142	25	534.5	34.4	160	155	160	155
F 10 2	S3	ME3L	195	294	444.5	142	24	535.5	35.9	160	155	160	155
F 10 2	S3	MX3L	195	294	488.5	142	30	580.5	43.4	160	155	160	155

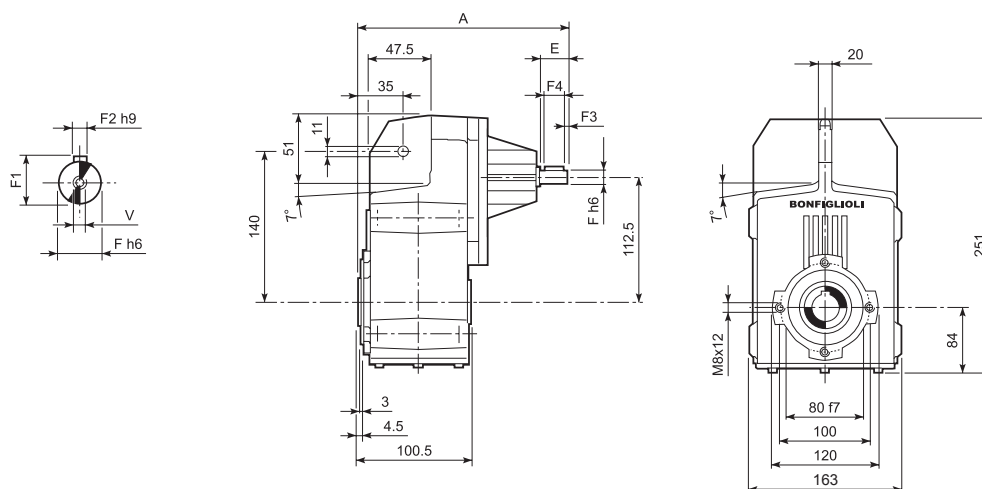


F 10...P(IEC)

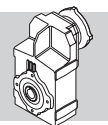


		M	M1	M2	N	N1	N2	N3	N4	X	P	Kg		
		F 10 2	P63	11	12.8	4	140	115	95	—	M8x19	4	185.5	8
		F 10 2	P71	14	16.3	5	160	130	110	—	M8x16	4.5	185.5	8
		F 10 2	P80	19	21.8	6	200	165	130	—	M10x14.5	4	205	9
		F 10 2	P90	24	27.3	8	200	165	130	—	M10x14.5	4	205	9
		F 10 2	P100	28	31.3	8	250	215	180	—	M12x16	4.5	215	13
		F 10 2	P112	28	31.3	8	250	215	180	—	M12x16	4.5	215	13

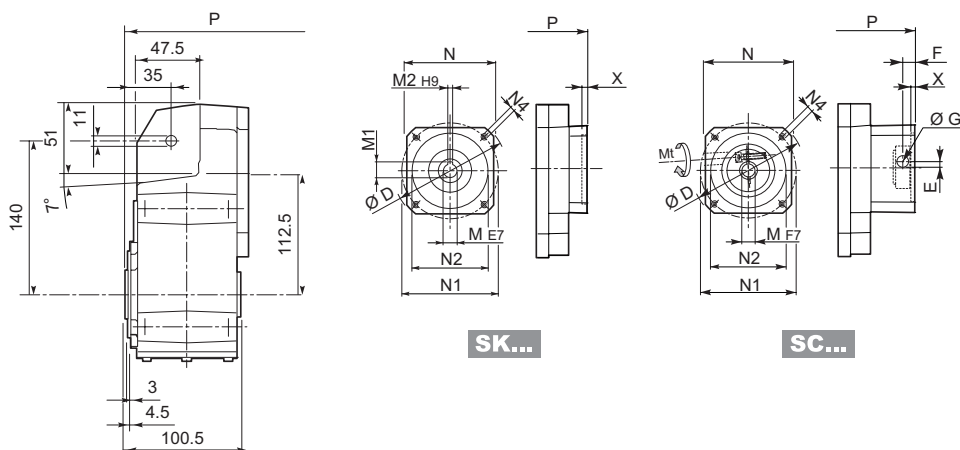
F 10...HS



		A	E	F	F1	F2	F3	F4	V	Kg		
		F 10 2	HS	192	40	16	18	5	2.5	35	M6x16	7.5



F 10...SK / SC

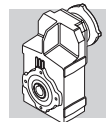


SK...

SC...

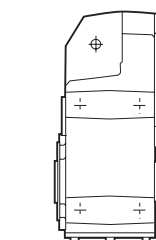
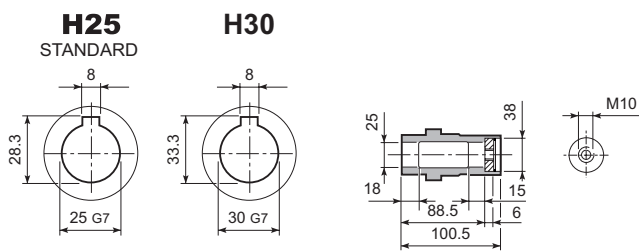
		D	M	M1	M2	N	N1	N2	N4	X	P	
		102	11	12.8	4	82	75	60	M5x10	3.5	157	8
		102	14	16.3	5	82	75	60	M5x10	4	164	8
		115	14	16.3	5	90	100	80	M6x12	4	164	8
		120	19	21.8	6	96	100	80	M6x12	4	205	9
		130	14	16.3	5	102	115	95	M8x12	4	205	9
		130	19	21.8	6	102	115	95	M8x12	4	205	9
		130	24	27.3	8	102	115	95	M8x12	4	205	9
		150	19	21.8	6	120	130	110	M8x12	5	205	9
		150	24	27.3	8	120	130	110	M8x12	5	205	9

			Mt [Nm]	D	E	F	G	M	N	N1	N2	N4	X	P	
		M6	15	102	7	12.5	12.5	11	82	75	60	M5x10	4	184	8
		M6	15	102	7	12.5	12.5	14	82	75	60	M5x10	4	184	9
		M6	15	115	6	12.5	12.5	14	90	100	80	M6x12	4	184	9
		M6	15	120	15.5	14.5	17.75	19	96	100	80	M6x12	4	228.5	10
		M6	15	130	16.5	15	17.75	14	102	115	95	M8x16	4	228.5	10
		M6	15	130	16.5	15	17.75	19	102	115	95	M8x16	4	228.5	10
		M6	15	130	16.5	15	17.75	24	102	115	95	M8x16	4	228.5	10
		M6	15	150	16.5	16	17.75	19	120	130	110	M8x16	5	228.5	11
		M6	15	150	16.5	16	17.75	24	120	130	110	M8x16	5	228.5	11

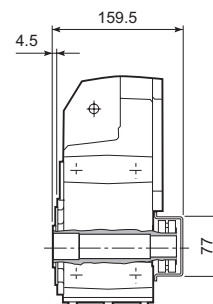
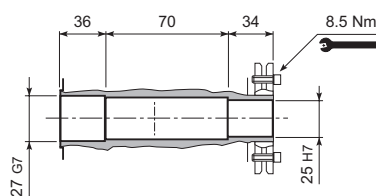


F 10

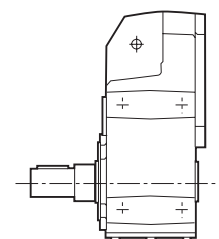
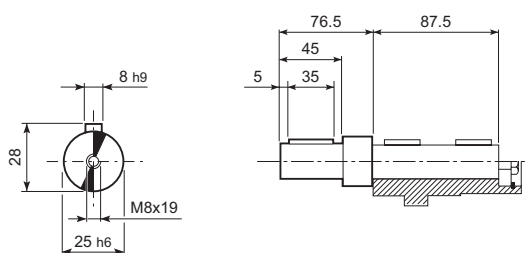
F 10...H



F 10...S

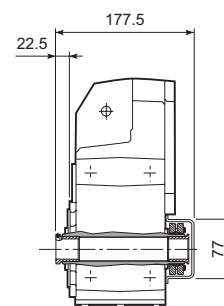
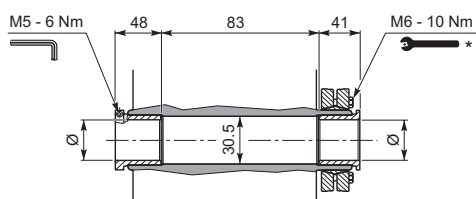


F 10...R

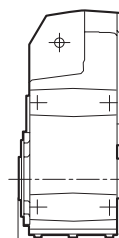
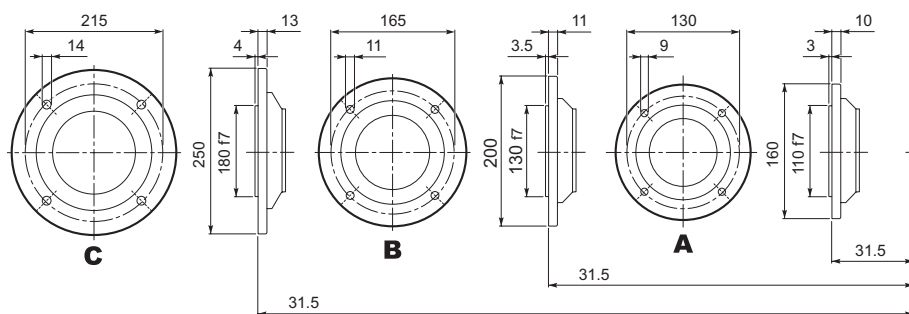


F 10...QF

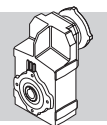
	Ø
QF25	25
QF30	30



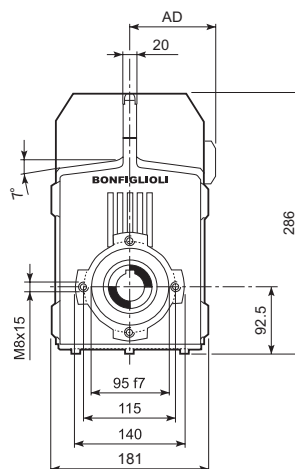
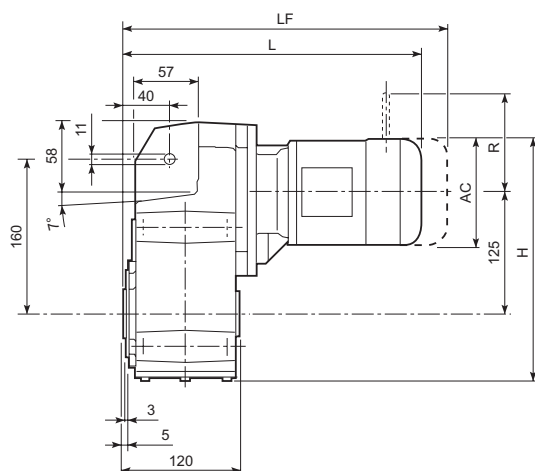
F 10...F...



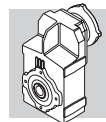
* Attenersi alle ISTRUZIONI PER IL MONTAGGIO fornite con il riduttore.



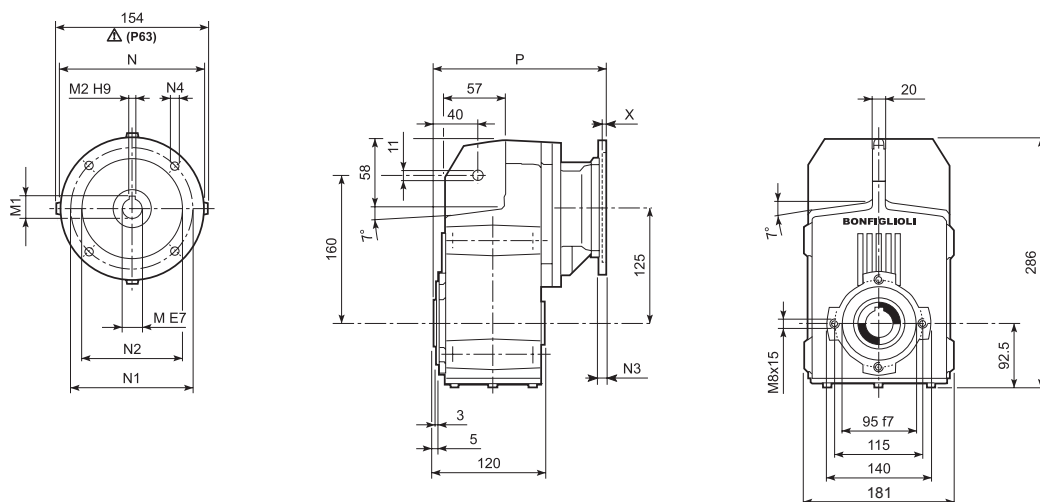
F 20...M/ME/MX/MXN



								M...FD M...FA		M...FD		M...FA	
			AC	H	L	AD	Kg	LF	Kg	R	AD	R	AD
F 20 2	S05	M05	121	278.2	323.5	95	15	389.5	17	96	122	116	95
F 20 2	S05	ME05	121	278.2	323.5	95	15	389.5	17	96	119	116	119
F 20 2	S05	MXN05	123	279.2	370	136	16.8	417	17.9	96	136	116	136
F 20 2	S1	M1	138	286.7	352.5	108	17	413.5	20	103	135	124	108
F 20 2	S1	ME1	138	286.7	352.5	108	17	413.5	20	103	135	124	135
F 20 2	S10	MXN10	138	286.7	381.5	137	19.4	440.5	21.8	103	138	121	138
F 20 2	S2	ME2S	156	295.7	381.5	119	21	451.5	22.8	129	143	135	143
F 20 2	S2	MX2S	156	295.7	425.5	119	26	497.5	30	129	143	135	143
F 20 2	S20	MXN20	158	296.7	479	146	28.2	550	30.4	129	148	131	148
F 20 2	S3	ME3S	195	315.2	424.5	142	26	520.5	32.1	160	155	160	155
F 20 2	S3	MX3S	195	315.2	456.5	142	29	546.5	37.1	160	155	160	155
F 20 2	S3	ME3L	195	315.2	456.5	142	33	547.5	38.6	160	155	160	155
F 20 2	S3	MX3L	195	315.2	500.5	142	39	592.5	46.1	160	155	160	155
F 20 3	S05	M05	121	278.2	379	95	17	445	18	96	122	116	95
F 20 3	S05	ME05	121	278.2	379	95	17	445	18	96	119	116	119
F 20 3	S05	MXN05	121	278.2	425	95	18.8	472	19.9	96	136	116	136
F 20 3	S1	M1	138	286.7	408	108	19	469	21	103	135	124	108
F 20 3	S1	ME1	138	286.7	408	108	19	469	21	103	135	124	108
F 20 3	S10	MXN10	138	286.7	437	108	21.4	496	23.8	103	138	121	138
F 20 3	S2	ME2S	156	295.7	437	119	22	507	24.8	129	143	135	143
F 20 3	S2	MX2S	156	295.7	481	119	27	553	32	129	143	135	143
F 20 3	S20	MXN20	156	295.7	534.5	119	29.2	605.5	31.4	129	148	131	148
F 20 3	S3	ME3S	195	315.2	480	142	27	576	34.1	160	155	160	155
F 20 3	S3	MX3S	195	315.2	512	142	30	602	39.1	160	155	160	155
F 20 3	S3	ME3L	195	315.2	512	142	34	603	40.6	160	155	160	155
F 20 3	S3	MX3L	195	315.2	556	142	40	648	48.1	160	155	160	155

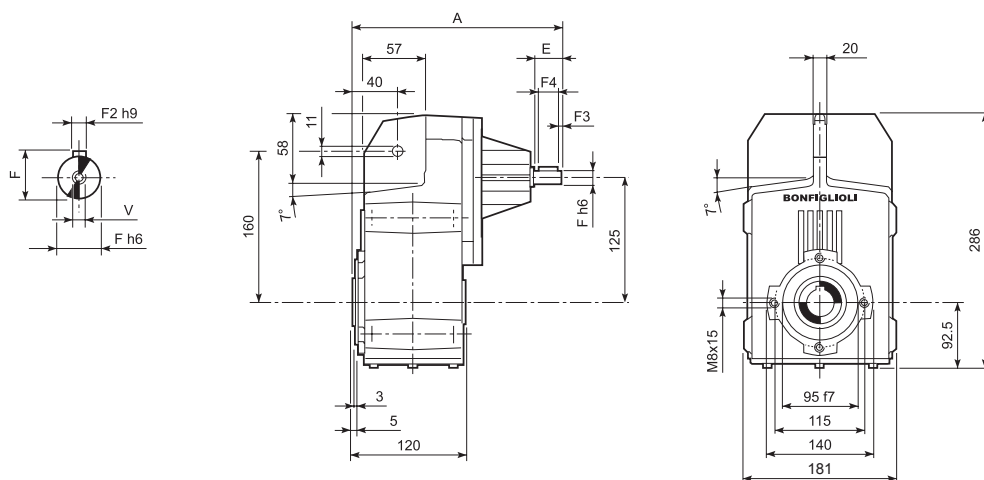


F 20...P(IEC)

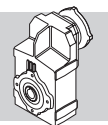


		M	M1	M2	N	N1	N2	N3	N4	X	P	Kg
F 20 2	P63	11	12.8	4	140	115	95	—	M8x19	4	197.5	12
F 20 2	P71	14	16.3	5	160	130	110	—	M8x16	4.5	197.5	12
F 20 2	P80	19	21.8	6	200	165	130	—	M10x14.5	4	217	13
F 20 2	P90	24	27.3	8	200	165	130	—	M10x14.5	4	217	12
F 20 2	P100	28	31.3	8	250	215	180	—	M12x16	4.5	227	16
F 20 2	P112	28	31.3	8	250	215	180	—	M12x16	4.5	227	16
F 20 3	P63	11	12.8	4	140	115	95	—	M8x19	4	253	13
F 20 3	P71	14	16.3	5	160	130	110	—	M8x16	4.5	253	13
F 20 3	P80	19	21.8	6	200	165	130	—	M10x14.5	4	272.5	14
F 20 3	P90	24	27.3	8	200	165	130	—	M10x14.5	4	272.5	14
F 20 3	P100	28	31.3	8	250	215	180	—	M12x16	4.5	282.5	18
F 20 3	P112	28	31.3	8	250	215	180	—	M12x16	4.5	282.5	18

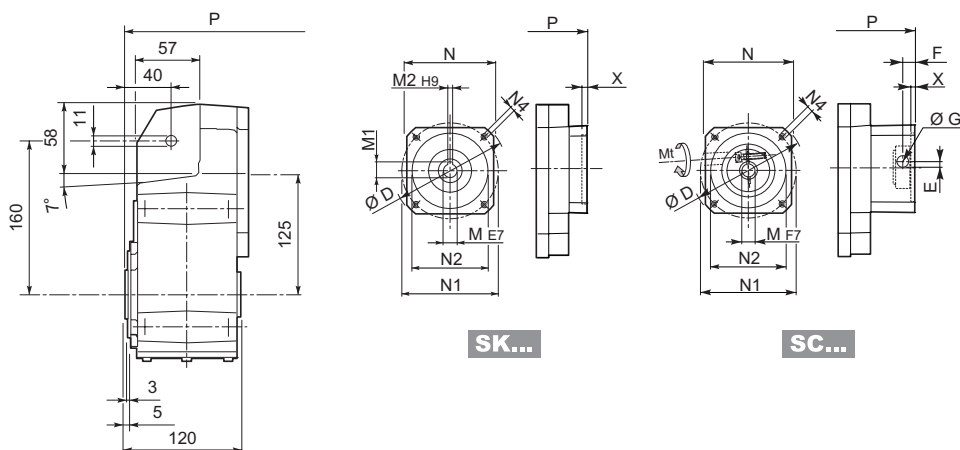
F 20...HS



		A	E	F	F1	F2	F3	F4	V	Kg
F 20 2	HS	247.5	40	19	21.5	6	2.5	35	M6x16	11.5
F 20 3		260	40	16	18	5	2.5	35	M6x16	12.4

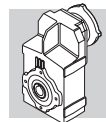


F 20...SK / SC



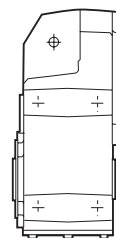
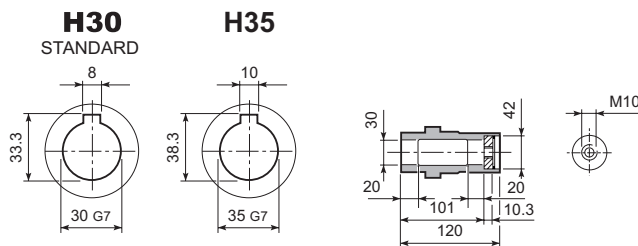
		D	M	M1	M2	N	N1	N2	N4	X	2x		3x	
											P	Kg	P	Kg
F 20 2/3	SK 60A	102	11	12.8	4	82	75	60	M5x10	3.5	169	11	224.5	12
F 20 2/3	SK 60B	102	14	16.3	5	82	75	60	M5x10	4	176	12	231.5	13
F 20 2/3	SK 80A	115	14	16.3	5	90	100	80	M6x12	4	217	12	231.5	13
F 20 2/3	SK 80C	120	19	21.8	6	96	100	80	M6x12	4	217	13	272.5	14
F 20 2/3	SK 95A	130	14	16.3	5	102	115	95	M8x12	4	217	13	272.5	14
F 20 2/3	SK 95B	130	19	21.8	6	102	115	95	M8x12	4	217	13	272.5	14
F 20 2/3	SK 95C	130	24	27.3	8	102	115	95	M8x12	4	217	13	272.5	14
F 20 2/3	SK 110A	150	19	21.8	6	120	130	110	M8x12	5	217	13	272.5	14
F 20 2/3	SK 110B	150	24	27.3	8	120	130	110	M8x12	5	217	13	272.5	14

			Mt [Nm]	D	E	F	G	M	N	N1	N2	N4	X	2x		3x	
														P	Kg	P	Kg
F 20 2/3	SC 60A	M6	15	102	7	12.5	12.5	11	82	75	60	M5x10	4	196	12	251.5	13
F 20 2/3	SC 60B	M6	15	102	7	12.5	12.5	14	82	75	60	M5x10	4	196	13	251.5	14
F 20 2/3	SC 80A	M6	15	115	6	12.5	12.5	14	90	100	80	M6x12	4	196	13	251.5	14
F 20 2/3	SC 80C	M6	15	120	15.5	14.5	17.75	19	96	100	80	M6x12	4	240.5	14	296	15
F 20 2/3	SC 95A	M6	15	130	16.5	15	17.75	14	102	115	95	M8x16	4	240.5	14	296	15
F 20 2/3	SC 95B	M6	15	130	16.5	15	17.75	19	102	115	95	M8x16	4	240.5	14	296	15
F 20 2/3	SC 95C	M6	15	130	16.5	15	17.75	24	102	115	95	M8x16	4	240.5	14	296	15
F 20 2/3	SC 110A	M6	15	150	16.5	16	17.75	19	120	130	110	M8x16	5	240.5	15	296	16
F 20 2/3	SC 110B	M6	15	150	16.5	16	17.75	24	120	130	110	M8x16	5	240.5	15	296	16

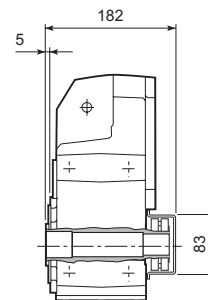
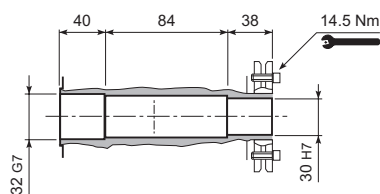


F 20

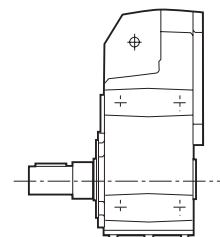
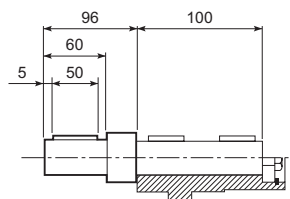
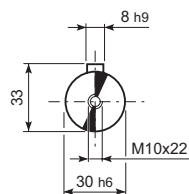
F 20...H



F 20...S

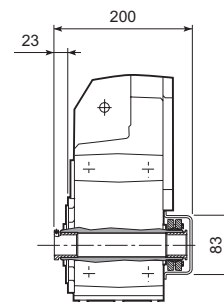
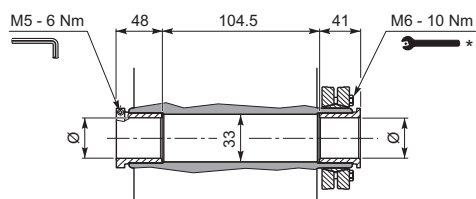


F 20...R

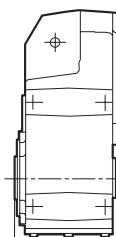
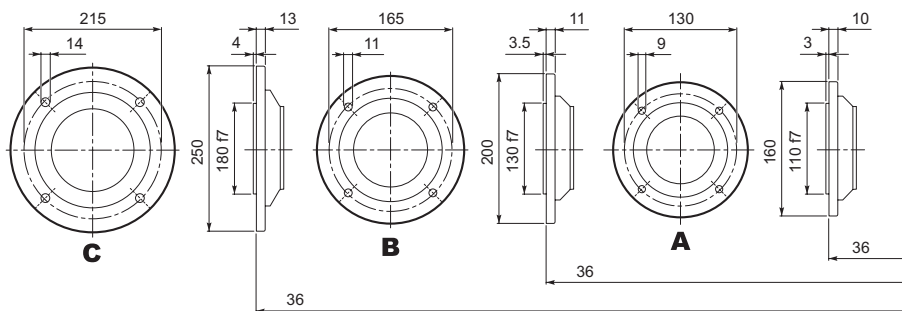


F 20...QF

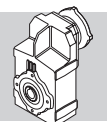
	Ø
QF25	25
QF30	30



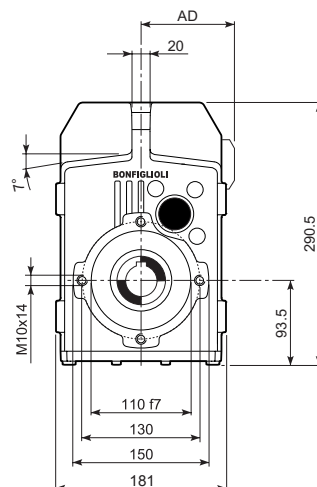
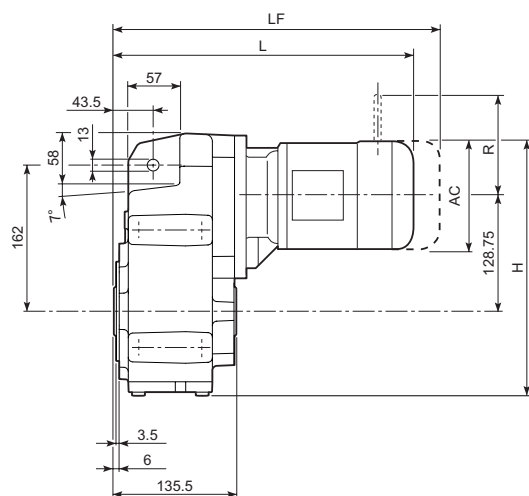
F 20...F...



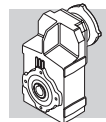
* Attenersi alle ISTRUZIONI PER IL MONTAGGIO fornite con il riduttore.



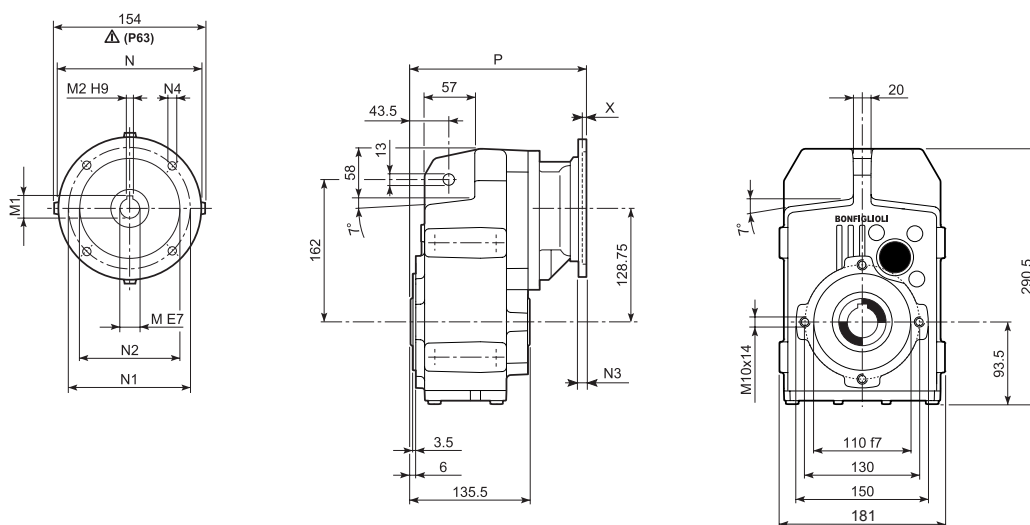
F 25...M/ME/MX/MXN



								M...FD		M...FD		M...FA	
			AC	H	L	AD	Kg	LF	Kg	R	AD	R	AD
F 25 2/3	S05	M05	121	283	339	95	15	405	17	96	122	116	95
F 25 2/3	S05	ME05	121	283	339	95	15	405	17	96	119	116	119
F 25 2/3	S05	MXN05	123	284	385.5	136	16.8	432.5	17.9	96	136	116	136
F 25 2/3	S1	M1	138	291.5	368	108	17	429	20	103	135	124	108
F 25 2/3	S1	ME1	138	291.5	368	108	17	429	20	103	135	124	135
F 25 2/3	S10	MXN10	138	291.5	397	137	19.4	456	21.8	103	138	121	138
F 25 2/3	S2	ME2S	156	300.5	397	119	21	467	22.8	129	143	134	143
F 25 2/3	S2	MX2S	156	300.5	441	119	26	513	30	129	143	134	143
F 25 2/3	S20	MXN20	158	301.5	494.5	146	28.2	565.5	30.4	129	148	131	148
F 25 2/3	S3	ME3S	195	320	440	142	26	536	32.1	160	155	160	155
F 25 2/3	S3	MX3S	195	320	472	142	29	562	37.1	160	155	160	155
F 25 2/3	S3	ME3L	195	320	472	142	33	563	38.6	160	155	160	155
F 25 2/3	S3	MX3L	195	320	516	142	39	608	46.1	160	155	160	155
F 25 4	S05	M05	121	283	394.5	95	17	460.5	18	96	122	116	95
F 25 4	S05	ME05	121	283	394.5	95	17	460.5	18	96	119	116	119
F 25 4	S05	MXN05	123	284	441	136	18.8	488	19.9	96	136	116	136
F 25 4	S1	M1	138	291.5	423.5	108	19	484.5	21	103	135	124	108
F 25 4	S1	ME1	138	291.5	423.5	108	19	484.5	21	103	135	124	135
F 25 4	S10	MXN10	138	291.5	452.5	137	21.4	511.5	23.8	103	138	121	138
F 25 4	S2	ME2S	156	300.5	452.5	119	22	495.5	24.8	129	143	134	143
F 25 4	S2	MX2S	156	300.5	496.5	119	27	568.5	32	129	143	134	143
F 25 4	S20	MXN20	158	301.5	550	146	29.2	621	31.4	129	148	131	148
F 25 4	S3	ME3S	195	320	495.5	142	27	591.5	34.1	160	155	160	155
F 25 4	S3	MX3S	195	320	527.5	142	30	617.5	39.1	160	155	160	155
F 25 4	S3	ME3L	195	320	527.5	142	34	618.5	40.6	160	155	160	155
F 25 4	S3	MX3L	195	320	571.5	142	40	663.5	48.1	160	155	160	155

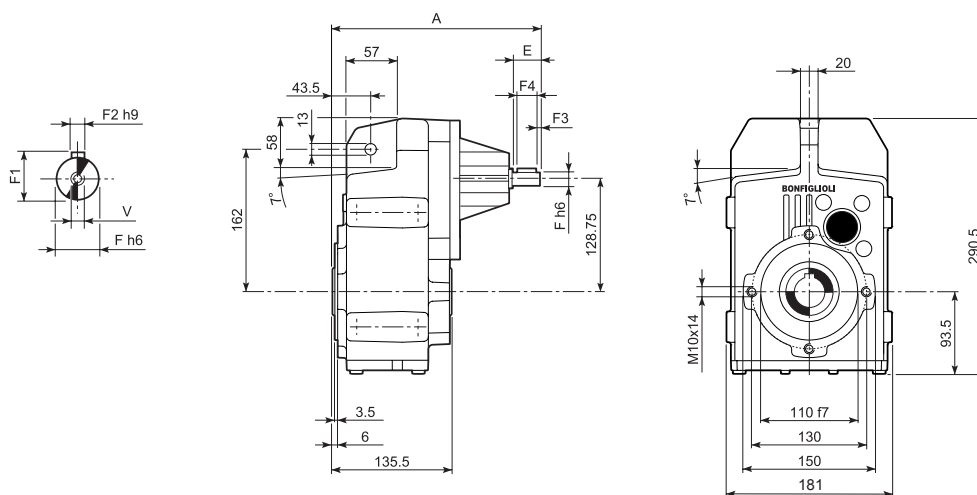


F 25...P(IEC)

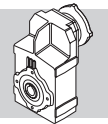


		M	M1	M2	N	N1	N2	N3	N4	X	P	Kg
F 25 2/3	P63	11	12.8	4	140	115	95	—	M8x19	4	213	12
F 25 2/3	P71	14	16.3	5	160	130	110	—	M8x16	4.5	213	12
F 25 2/3	P80	19	21.8	6	200	165	130	—	M10x14.5	4	232.5	13
F 25 2/3	P90	24	27.3	8	200	165	130	—	M10x14.5	4	232.5	13
F 25 2/3	P100	28	31.3	8	250	215	180	—	M12x16	4.5	242.5	16
F 25 2/3	P112	28	31.3	8	250	215	180	—	M12x16	4.5	242.5	16
F 25 4	P63	11	12.8	4	140	115	95	—	M8x19	4	268.5	13
F 25 4	P71	14	16.3	5	160	130	110	—	M8x16	4.5	268.5	13
F 25 4	P80	19	21.8	6	200	165	130	—	M10x14.5	4	288	14
F 25 4	P90	24	27.3	8	200	165	130	—	M10x14.5	4	288	14
F 25 4	P100	28	31.3	8	250	215	180	—	M12x16	4.5	298	18
F 25 4	P112	28	31.3	8	250	215	180	—	M12x16	4.5	298	18

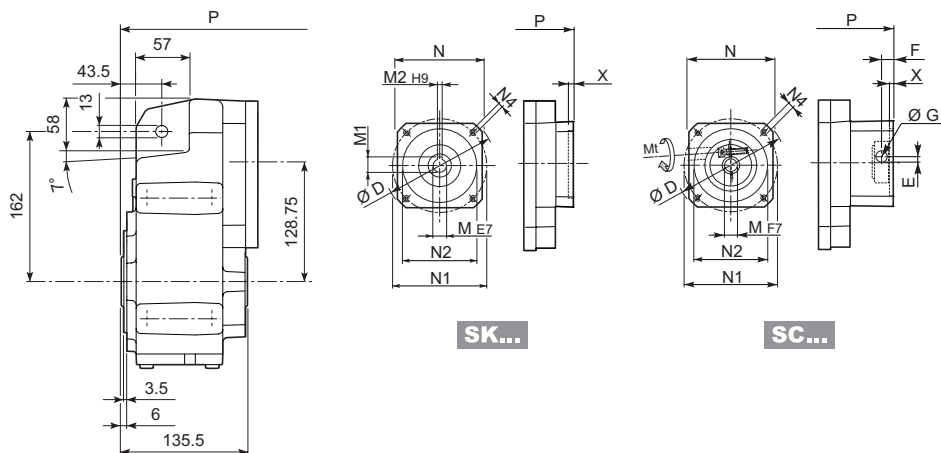
F 25...HS



		A	E	F	F1	F2	F3	F4	V	Kg
F 25 2	HS	263	40	19	21.5	6	2.5	35	M6x16	11.5
F 25 3		263	40	19	21.5	6	2.5	35	M6x16	11.5
F 25 4		275.5	40	16	18	5	2.5	35	M6x16	12.5



F 25...SK / SC

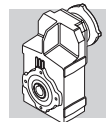


SK...

SC...

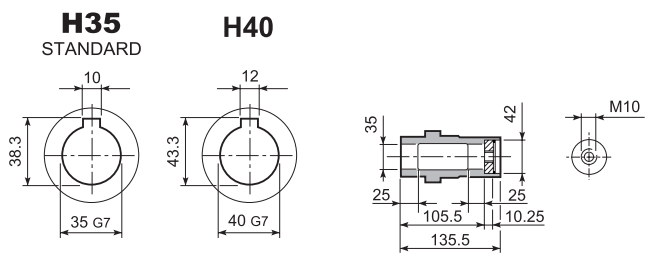
		D	M	M1	M2	N	N1	N2	N4	X	2/3x		4x			
											P	Kg	P	Kg		
		F 25 2/3/4	SK 60A	102	11	12.8	4	82	75	60	M5x10	3.5	184.5	11	240	12
		F 25 2/3/4	SK 60B	102	14	16.3	5	82	75	60	M5x10	4	191.5	12	247	13
		F 25 2/3/4	SK 80A	115	14	16.3	5	90	100	80	M6x12	4	191.5	12	247	13
		F 25 2/3/4	SK 80C	120	19	21.8	6	96	100	80	M6x12	4	232.5	13	288	14
		F 25 2/3/4	SK 95A	130	14	16.3	5	102	115	95	M8x12	4	232.5	13	288	14
		F 25 2/3/4	SK 95B	130	19	21.8	6	102	115	95	M8x12	4	232.5	13	288	14
		F 25 2/3/4	SK 95C	130	24	27.3	8	102	115	95	M8x12	4	232.5	13	288	14
		F 25 2/3/4	SK 110A	150	19	21.8	6	120	130	110	M8x12	5	232.5	13	288	14
		F 25 2/3/4	SK 110B	150	24	27.3	8	120	130	110	M8x12	5	232.5	13	288	14

			Mt [Nm]	D	E	F	G	M	N	N1	N2	N4	X	2/3x		4x			
														P	Kg	P	Kg		
		F 25 2/3/4	SC 60A	M6	15	102	7	12.5	12.5	11	82	75	60	M5x10	4	211.5	12	267	13
		F 25 2/3/4	SC 60B	M6	15	102	7	12.5	12.5	14	82	75	60	M5x10	4	211.5	13	267	14
		F 25 2/3/4	SC 80A	M6	15	115	6	12.5	12.5	14	90	100	80	M6x12	4	211.5	13	267	14
		F 25 2/3/4	SC 80C	M6	15	120	15.5	14.5	17.75	19	96	100	80	M6x12	4	256	14	311.5	15
		F 25 2/3/4	SC 95A	M6	15	130	16.5	15	17.75	14	102	115	95	M8x16	4	256	14	311.5	15
		F 25 2/3/4	SC 95B	M6	15	130	16.5	15	17.75	19	102	115	95	M8x16	4	256	14	311.5	15
		F 25 2/3/4	SC 95C	M6	15	130	16.5	15	17.75	24	102	115	95	M8x16	4	256	14	311.5	15
		F 25 2/3/4	SC 110A	M6	15	150	16.5	16	17.75	19	120	130	110	M8x16	5	256	15	311.5	16
		F 25 2/3/4	SC 110B	M6	15	150	16.5	16	17.75	24	120	130	110	M8x16	5	256	15	311.5	16

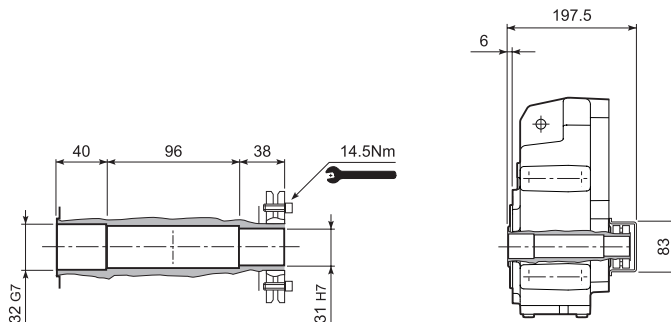


F 25

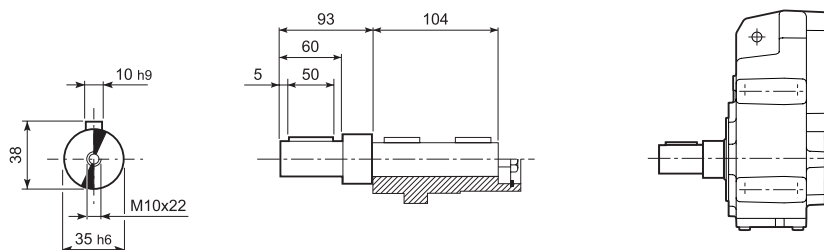
F 25...H



F 25...S



F 25...R

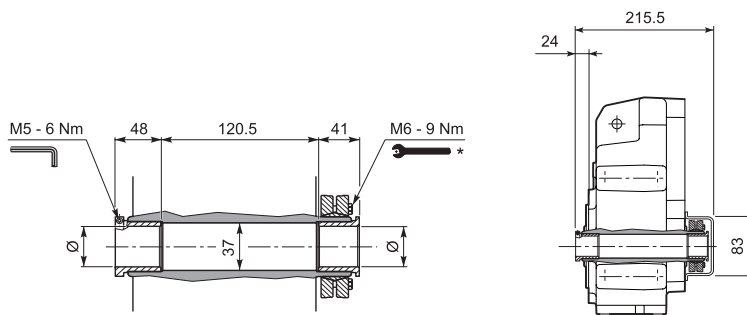


F 25...QF

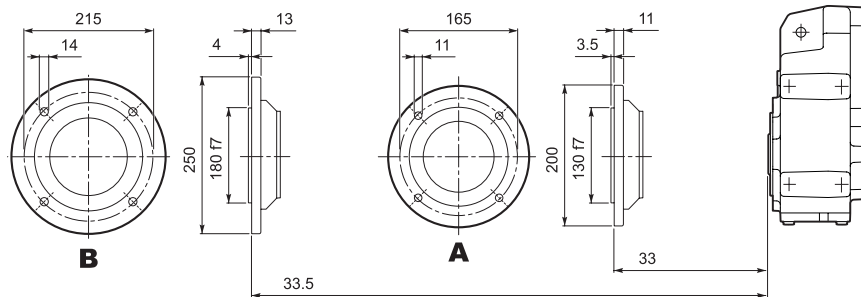
	Ø
QF30	30
QF32	32



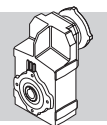
	M _{n2} max [Nm]
F 25 QF30	350



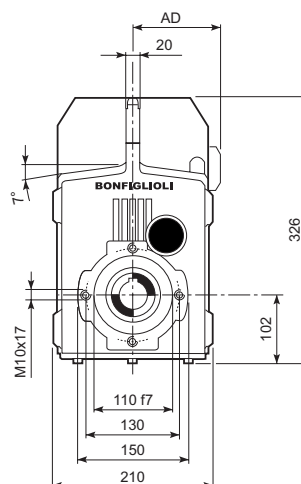
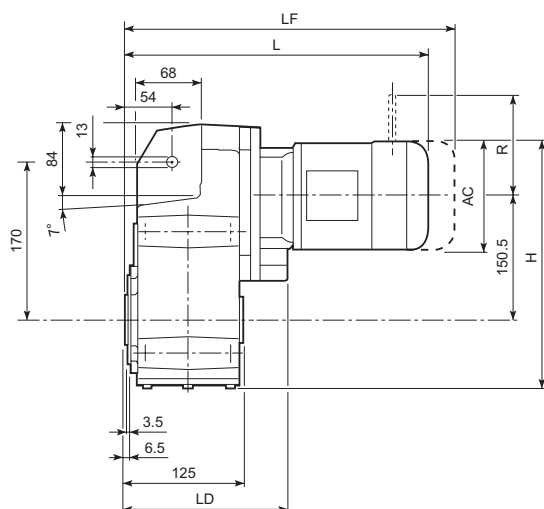
F 25...F...



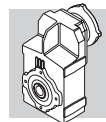
* Attenersi alle ISTRUZIONI PER IL MONTAGGIO fornite con il riduttore.



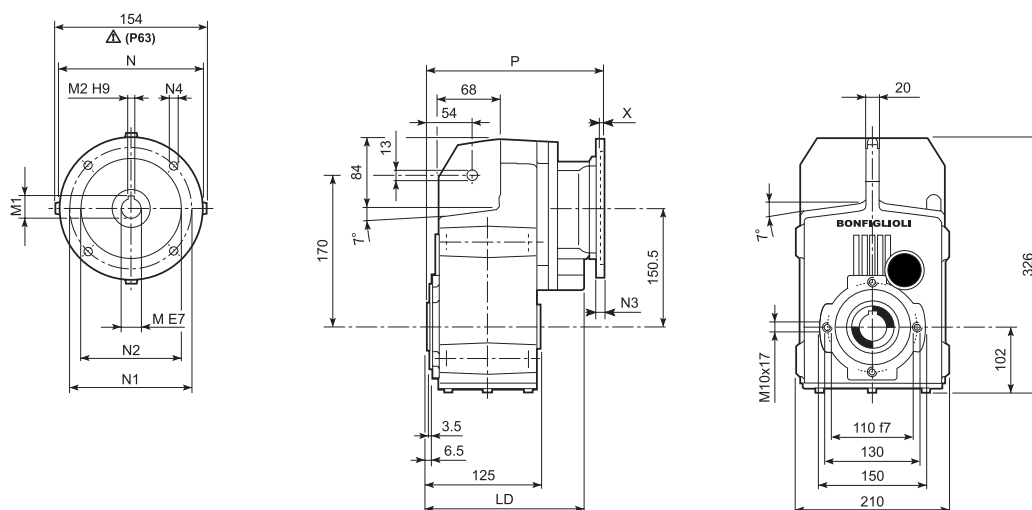
F 31...M/ME/MX/MXN



										M...FD M...FA		M...FD		M...FA	
				AC	H	L	LD	AD		LF		R	AD	R	AD
F 31 2/3	S1	M1		138	321.3	380.5	183.5	108	22	441.5	25	103	135	124	108
F 31 2/3	S1	ME1		138	321.3	380.5	183.5	108	22	441.5	25	103	135	124	135
F 31 2/3	S10	MXN10		138	350.3	380.5	183.5	137	24.4	439.5	26.8	103	138	121	138
F 31 2/3	S2	ME2S		156	330.3	409.5	195.5	119	26	479.5	27.8	129	143	134	143
F 31 2/3	S2	MX2S		156	330.3	453.5	195.5	119	31	525.5	35	129	143	134	143
F 31 2/3	S3	ME3S		195	349.8	452.5	205.5	142	31	548.5	37.1	160	155	160	155
F 31 2/3	S3	MX3S		195	349.8	484.5	205.5	142	34	574.5	42.1	160	155	160	155
F 31 2/3	S3	ME3L		195	349.8	484.5	205.5	142	40	575.5	43.6	160	155	160	155
F 31 2/3	S3	MX3L		195	349.8	528.5	205.5	142	46	620.5	51.1	160	155	160	155
F 31 2/3	S4	ME4	MX4	258	381.3	592.5	—	193	72	701.5	81.1	204	210	200	210
F 31 2/3	S4	ME4LA	MX4LA	258	381.3	592.5	—	193	78	690.5	95.1	226	210	217	210
F 31 4	S05	M05		121	312.8	409	—	95	20	475	22	96	122	116	95
F 31 4	S05	ME05		121	312.8	409	—	95	20	475	22	96	119	116	119
F 31 4	S05	MXN05		123	360.3	409	—	136	21.8	456	22.9	96	136	116	136
F 31 4	S1	M1		138	321.3	438	—	108	22	499	25	103	135	124	108
F 31 4	S1	ME1		138	321.3	438	—	108	22	499	25	103	135	124	135
F 31 4	S10	MXN10		138	350.3	438	—	137	24.4	497	26.8	103	138	121	138
F 31 4	S2	ME2S		156	330.3	467	—	119	26	537	27.8	129	143	134	143
F 31 4	S2	MX2S		156	330.3	511	—	119	31	583	35	129	143	134	143
F 31 4	S20	MXN20		158	368.8	511	—	146	33.3	582	35.5	129	148	131	148
F 31 4	S3	ME3S		195	349.8	510	—	142	31	606	37.1	160	155	160	155
F 31 4	S3	MX3S		195	349.8	542	—	142	34	632	42.1	160	155	160	155
F 31 4	S3	ME3L		195	349.8	542	—	142	41	633	43.6	160	155	160	155
F 31 4	S3	MX3L		195	349.8	586	—	142	47	678	51.1	160	155	160	155

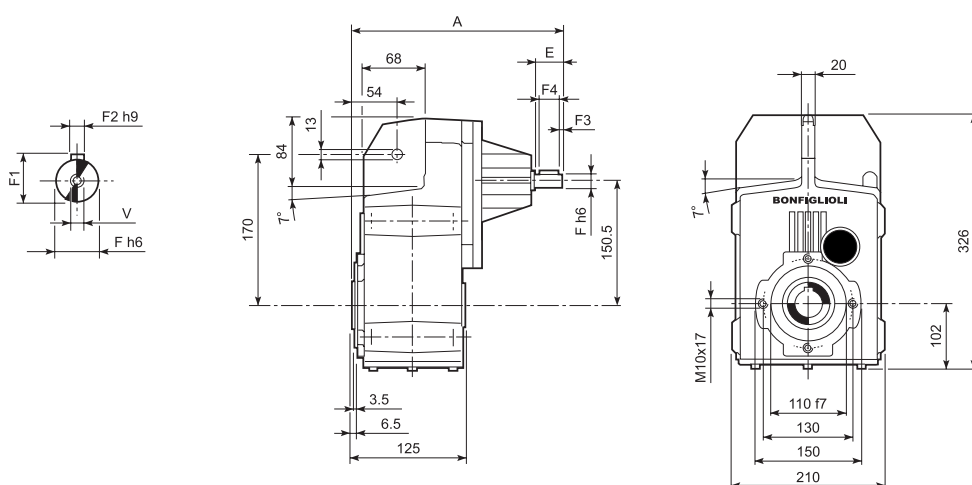


F 31...P(IEC)

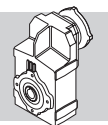


		LD	M	M1	M2	N	N1	N2	N3	N4	X	P	Kg
F 31 2/3	P63	195.5	11	12.8	4	140	115	95	—	M8x19	4	225.5	17
F 31 2/3	P71	195.5	14	16.3	5	160	130	110	—	M8x16	4.5	225.5	17
F 31 2/3	P80	205.5	19	21.8	6	200	165	130	—	M10x14.5	4	245	18
F 31 2/3	P90	205.5	24	27.3	8	200	165	130	—	M10x14.5	4	245	17
F 31 2/3	P100	205.5	28	31.3	8	250	215	180	—	M12x16	4.5	255	21
F 31 2/3	P112	205.5	28	31.3	8	250	215	180	—	M12x16	4.5	255	21
F 31 2/3	P132	—	38	41.3	10	300	265	230	—	14	5	291.5	24
F 31 4	P63	—	11	12.8	4	140	115	95	—	M8x19	4	283	17
F 31 4	P71	—	14	16.3	5	160	130	110	—	M8x16	4.5	283	17
F 31 4	P80	—	19	21.8	6	200	165	130	—	M10x14.5	4	302.5	18
F 31 4	P90	—	24	27.3	8	200	165	130	—	M10x14.5	4	302.5	18
F 31 4	P100	—	28	31.3	8	250	215	180	—	M12x16	4.5	312.5	22
F 31 4	P112	—	28	31.3	8	250	215	180	—	M12x16	4.5	312.5	22

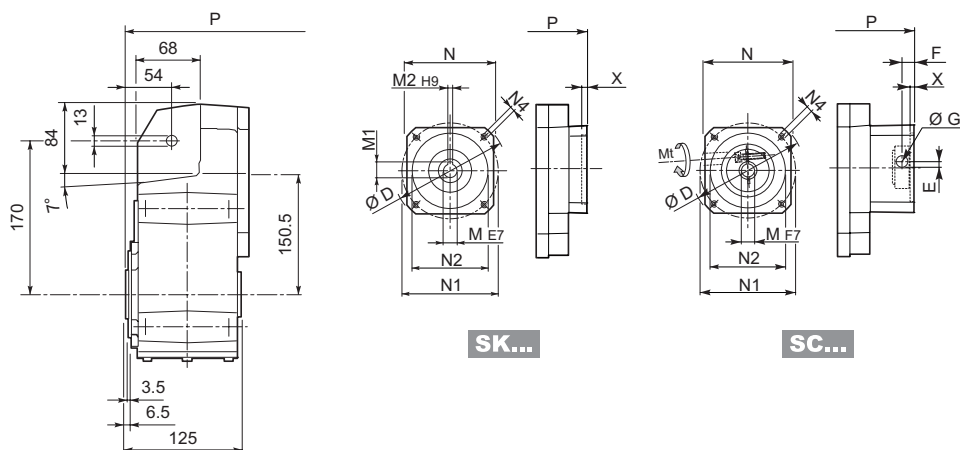
F 31...HS



		A	E	F	F1	F2	F3	F4	V	Kg
F 31 2	HS	275.5	40	19	21.5	6	2.5	35	M6x16	16.7
F 31 3		275.5	40	19	21.5	6	2.5	35	M6x16	16.7
F 31 4		290	40	16	18	5	2.5	35	M6x16	16.5



F 31...SK / SC

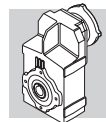


SK...

SC...

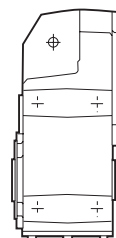
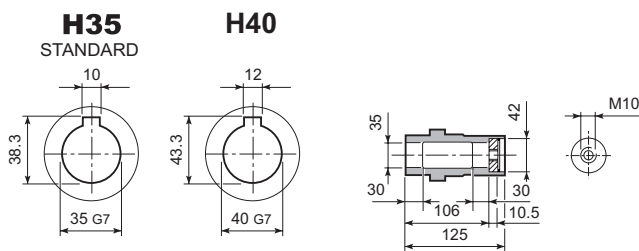
		D	M	M1	M2	N	N1	N2	N4	X	2/3x		4x	
											P	Kg	P	Kg
	SK 60A	102	11	12.8	4	82	75	60	M5x10	3.5	197	16	254.5	16
	SK 60B	102	14	16.3	5	82	75	60	M5x10	4	204	17	261.5	17
	SK 80A	115	14	16.3	5	90	100	80	M6x12	4	204	17	261.5	17
	SK 80C	120	19	21.8	6	96	100	80	M6x12	4	245	18	302.5	18
	SK 95A	130	14	16.3	5	102	115	95	M8x12	4	245	18	302.5	18
	SK 95B	130	19	21.8	6	102	115	95	M8x12	4	245	18	302.5	18
	SK 95C	130	24	27.3	8	102	115	95	M8x12	4	245	18	302.5	18
	SK 110A	150	19	21.8	6	120	130	110	M8x12	5	245	18	302.5	18
	SK 110B	150	24	27.3	8	120	130	110	M8x12	5	245	18	302.5	18
	SK 130A	188	24	27.3	8	142	165	130	M10x20	5	245	18	—	—

			Mt [Nm]	D	E	F	G	M	N	N1	N2	N4	X	2/3x		4x	
														P	Kg	P	Kg
	SC 60A	M6	15	102	7	12.5	12.5	11	82	75	60	M5x10	4	224	17	281.5	17
	SC 60B	M6	15	102	7	12.5	12.5	14	82	75	60	M5x10	4	224	18	281.5	18
	SC 80A	M6	15	115	6	12.5	12.5	14	90	100	80	M6x12	4	224	18	281.5	18
	SC 80C	M6	15	120	15.5	14.5	17.75	19	96	100	80	M6x12	4	268.5	19	326	19
	SC 95A	M6	15	130	16.5	15	17.75	14	102	115	95	M8x16	4	268.5	19	326	19
	SC 95B	M6	15	130	16.5	15	17.75	19	102	115	95	M8x16	4	268.5	19	326	19
	SC 95C	M6	15	130	16.5	15	17.75	24	102	115	95	M8x16	4	268.5	19	326	19
	SC 110A	M6	15	150	16.5	16	17.75	19	120	130	110	M8x16	5	268.5	20	326	20
	SC 110B	M6	15	150	16.5	16	17.75	24	120	130	110	M8x16	5	268.5	20	326	20
	SC 130A	M6	15	188	19	16	17.75	24	142	165	130	M10x20	5	268.5	21	—	—

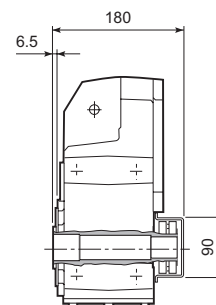
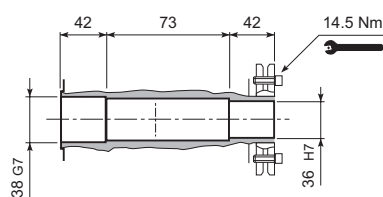


F 31

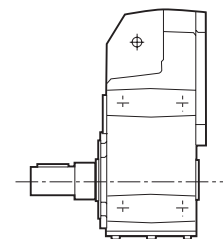
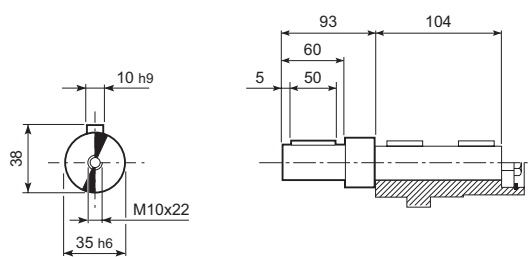
F 31...H



F 31...S

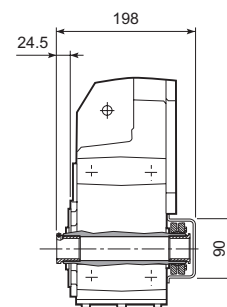
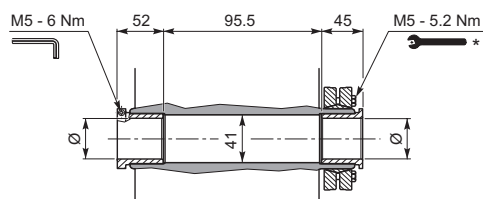


F 31...R

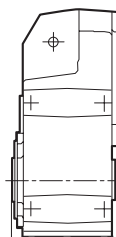
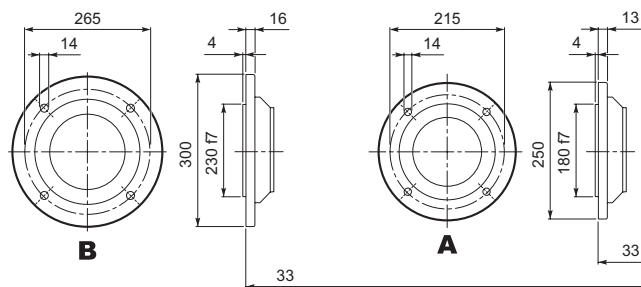


F 31...QF

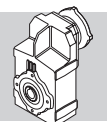
	Ø
QF35	35
QF40	40



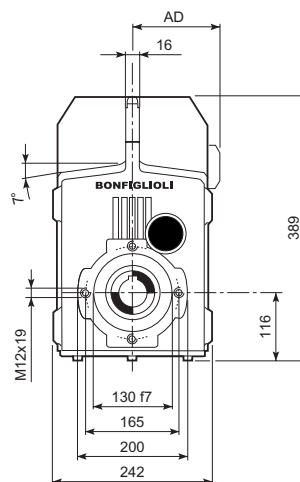
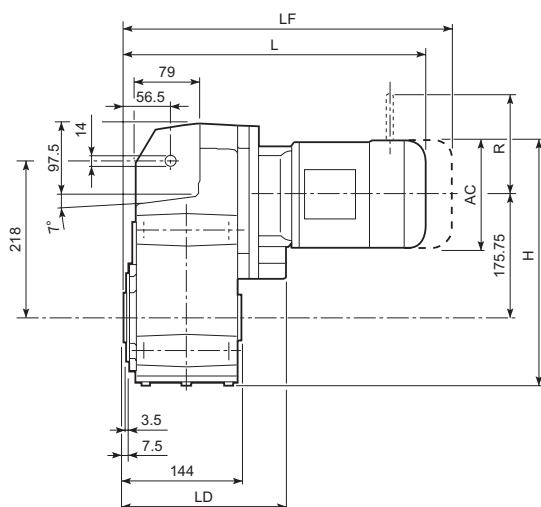
F 31...F...



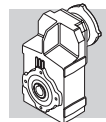
* Attenersi alle ISTRUZIONI PER IL MONTAGGIO fornite con il riduttore.



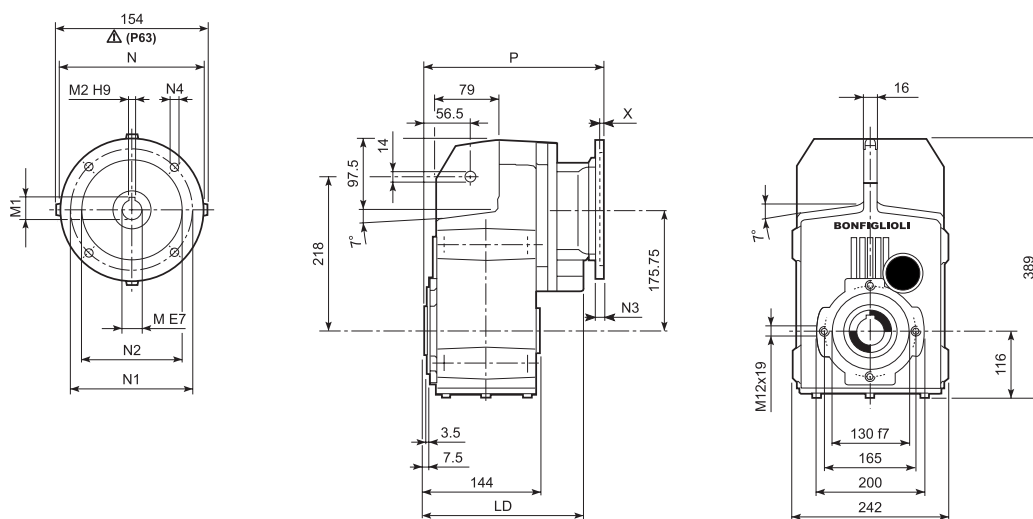
F 41...M/ME/MX/MXN



											M...FD M...FA		M...FD		M...FA	
				AC	H	L	LD	AD		LF		R	AD	R	AD	
F 41 2/3	S1	M1		138	360.8	401	199.5	108	46	462	48	103	135	124	108	
F 41 2/3	S1	ME1		138	360.8	401	199.5	108	46	462	48	103	135	124	135	
F 41 2/3	S2	ME2S		156	369.8	430	215	119	49	500	51.8	129	143	134	143	
F 41 2/3	S2	MX2S		156	369.8	474	215	119	54	604	59	129	143	134	143	
F 41 2/3	S3	ME3S		195	389.3	473	231	142	54	569	61.1	160	155	160	155	
F 41 2/3	S3	MX3S		195	389.3	505	231	142	57	595	66.1	160	155	160	155	
F 41 2/3	S3	ME3L		195	389.3	505	231	142	64	596	67.6	160	155	160	155	
F 41 2/3	S3	MX3L		195	389.3	549	231	142	70	641	75.1	160	155	160	155	
F 41 2/3	S4	ME4	MX4	258	420.8	613	—	193	96	722	105.1	204	210	200	210	
F 41 2/3	S4	ME4LB	MX4LA	258	420.8	648	—	193	104	746	119.1	226	210	217	210	
F 41 4	S05	M05		121	352.3	433.5	—	95	45	499.5	46	96	122	116	95	
F 41 4	S05	ME05		121	352.3	433.5	—	95	45	499.5	46	96	119	116	119	
F 41 4	S05	MXN05		123	353.3	480	—	136	46.8	527	47.9	96	136	116	136	
F 41 4	S1	M1		138	360.8	462.5	—	108	47	523.5	49	103	135	124	108	
F 41 4	S1	ME1		138	360.8	462.5	—	108	47	523.5	49	103	135	124	135	
F 41 4	S10	MXN10		138	360.8	491.5	—	137	49.4	521.5	51.8	103	138	121	138	
F 41 4	S2	ME2S		156	369.8	491.5	—	119	50	561.5	52.8	129	143	134	143	
F 41 4	S2	MX2S		156	369.8	535.5	—	119	55	607.5	60	129	143	134	143	
F 41 4	S20	MXN20		158	370.8	589	—	146	57.2	660	59.4	129	148	131	148	
F 41 4	S3	ME3S		195	389.3	534.5	—	142	55	630.5	62.1	160	155	160	155	
F 41 4	S3	MX3S		195	389.3	566.5	—	142	58	656.5	67.1	160	155	160	155	
F 41 4	S3	ME3L		195	389.3	566.5	—	142	65	657.5	68.6	160	155	160	155	
F 41 4	S3	MX3L		195	389.3	610.5	—	142	71	702.5	76.1	160	155	160	155	

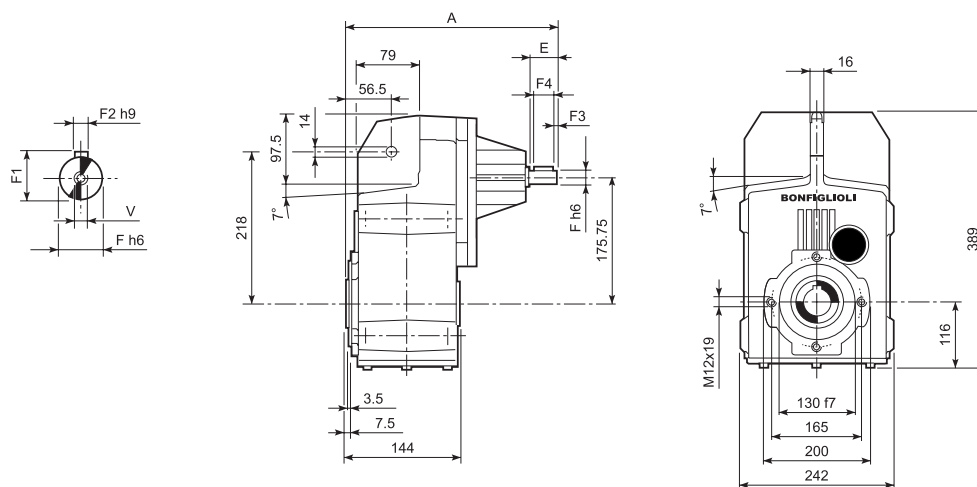


F 41...P(IEC)

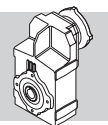


		LD	M	M1	M2	N	N1	N2	N3	N4	X	P	Kg
F 41 2/3	P63	215	11	12.8	4	140	115	95	—	M8x19	4	246	42
F 41 2/3	P71	215	14	16.3	5	160	130	110	—	M8x16	4.5	246	42
F 41 2/3	P80	231	19	21.8	6	200	165	130	—	M10x14.5	4	265.5	43
F 41 2/3	P90	231	24	27.3	8	200	165	130	—	M10x14.5	4	265.5	43
F 41 2/3	P100	231	28	31.3	8	250	215	180	—	M12x16	4.5	275.5	47
F 41 2/3	P112	231	28	31.3	8	250	215	180	—	M12x16	4.5	275.5	47
F 41 2/3	P132	—	38	41.3	10	300	265	230	16	14	5	312	50
F 41 4	P63	—	11	12.8	4	140	115	95	—	M8x19	4	307.5	44
F 41 4	P71	—	14	16.3	5	160	130	110	—	M8x16	4.5	307.5	44
F 41 4	P80	—	19	21.8	6	200	165	130	—	M10x14.5	4	327	45
F 41 4	P90	—	24	27.3	8	200	165	130	—	M10x14.5	4	327	45
F 41 4	P100	—	28	31.3	8	250	215	180	—	M12x16	4.5	337	49
F 41 4	P112	—	28	31.3	8	250	215	180	—	M12x16	4.5	337	49

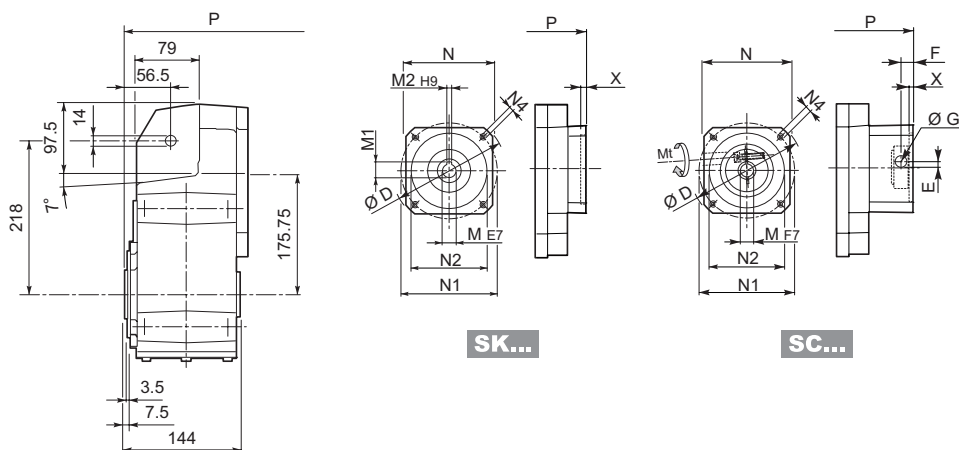
F 41...HS



		A	E	F	F1	F2	F3	F4	V	Kg
F 41 2	HS	335.5	50	24	27	8	2.5	45	M8x19	44.9
F 41 3		335.5	50	24	27	8	2.5	45	M8x19	46.4
F 41 4		357.5	40	19	21.5	6	2.5	35	M6x16	43.5



F 41...SK / SC

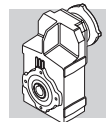


SK...

SC...

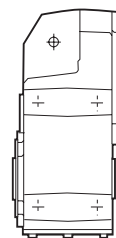
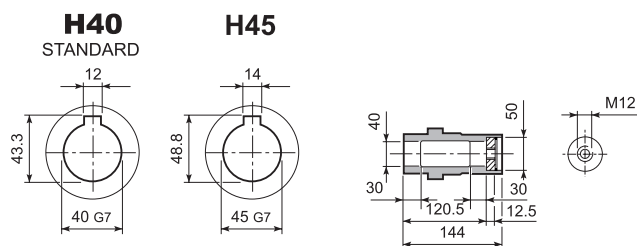
		D	M	M1	M2	N	N1	N2	N4	X	2/3x		4x	
											P		P	
F 41 4	SK 60A	102	11	12.8	4	82	75	60	M5x10	3.5	—	—	279	43
F 41 4	SK 60B	102	14	16.3	5	82	75	60	M5x10	4	—	—	286	44
F 41 4	SK 80A	115	14	16.3	5	90	100	80	M6x12	4	—	—	286	44
F 41 2/3	SK 80B	120	14	16.3	5	96	100	80	M6x12	4	265.5	43	—	—
F 41 2/3/4	SK 80C	120	19	21.8	6	96	100	80	M6x12	4	265.5	43	327	45
F 41 2/3/4	SK 95A	130	14	16.3	5	102	115	95	M8x12	4	265.5	43	327	45
F 41 2/3/4	SK 95B	130	19	21.8	6	102	115	95	M8x12	4	265.5	43	327	45
F 41 2/3/4	SK 95C	130	24	27.3	8	102	115	95	M8x12	4	265.5	43	327	45
F 41 2/3/4	SK 110A	150	19	21.8	6	120	130	110	M8x12	5	265.5	43	327	45
F 41 2/3/4	SK 110B	150	24	27.3	8	120	130	110	M8x12	5	265.5	43	327	45
F 41 2/3	SK 130A	188	24	27.3	8	142	165	130	M10x20	5	265.5	45	—	—
F 41 2/3	SK 130B	189	32	35.3	10	160	165	130	M10x20	5	312	47	—	—
F 41 2/3	SK 180A	240	32	35.3	10	192	215	180	M12x19	5	312	47	—	—
F 41 2/3	SK 180B	240	38	41.3	10	192	215	180	M12x19	5	312	47	—	—

			Mt [Nm]	D	E	F	G	M	N	N1	N2	N4	X	2/3x		4x	
														P		P	
F 41 4	SC 60A	M6	15	102	7	12.5	12.5	11	82	75	60	M5x10	4	—	—	306	44
F 41 4	SC 60B	M6	15	102	7	12.5	12.5	14	82	75	60	M5x10	4	—	—	306	45
F 41 4	SC 80A	M6	15	115	6	12.5	12.5	14	90	100	80	M6x12	4	—	—	306	45
F 41 2/3	SC 80B	M6	15	120	15.5	14.5	17.75	14	96	100	80	M6x12	4	289	44	—	—
F 41 2/3/4	SC 80C	M6	15	120	15.5	14.5	17.75	19	96	100	80	M6x12	4	289	44	350.5	46
F 41 2/3/4	SC 95A	M6	15	130	16.5	15	17.75	14	102	115	95	M8x16	4	289	44	350.5	46
F 41 2/3/4	SC 95B	M6	15	130	16.5	15	17.75	19	102	115	95	M8x16	4	289	44	350.5	46
F 41 2/3/4	SC 95C	M6	15	130	16.5	15	17.75	24	102	115	95	M8x16	4	289	44	350.5	46
F 41 2/3/4	SC 110A	M6	15	150	16.5	16	17.75	19	120	130	110	M8x16	5	289	45	350.5	47
F 41 2/3/4	SC 110B	M6	15	150	16.5	16	17.75	24	120	130	110	M8x16	5	289	45	350.5	47
F 41 2/3	SC 130A	M6	15	188	19	16	17.75	24	142	165	130	M10x20	5	289	46	—	—
F 41 2/3	SC 130B	M8	36	189	20	17	17.75	32	160	165	130	M10x20	5	335	50	—	—
F 41 2/3	SC 180A	M8	36	240	20	17.5	17.75	32	192	215	180	M12x24	5	339	50	—	—
F 41 2/3	SC 180B	M8	36	240	20	17.5	17.75	38	192	215	180	M12x24	5	339	50	—	—

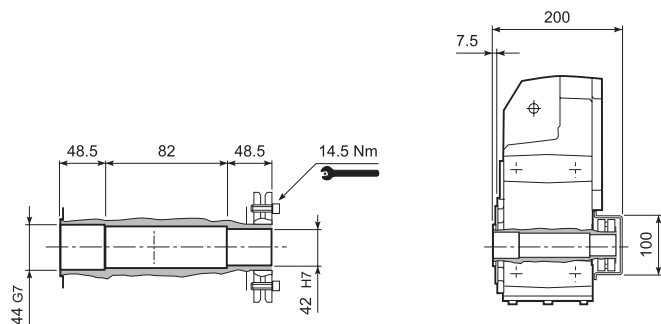


F 41

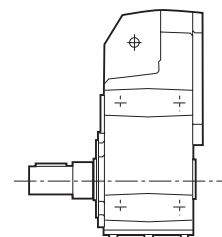
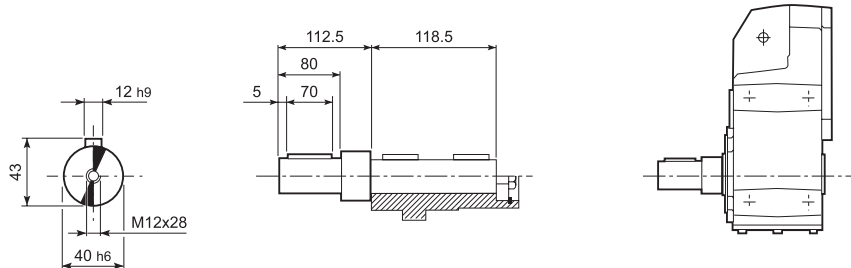
F 41...H



F 41...S

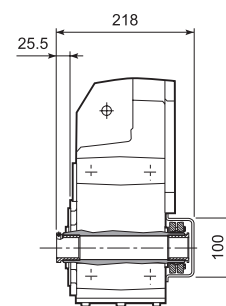
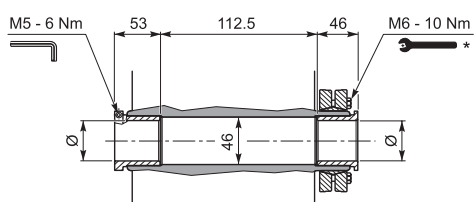


F 41...R



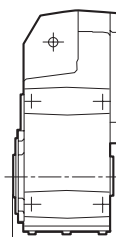
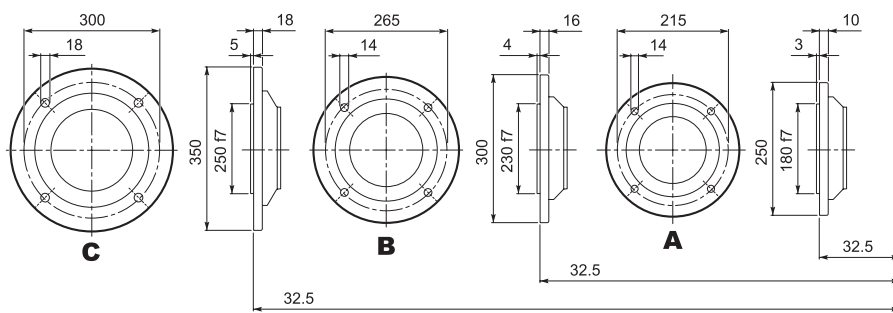
F 41...QF

	Ø
QF42	42
QF45	45

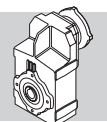


	M _{n2} max [Nm]
F 41 QF42	850
F 41 QF45	1000

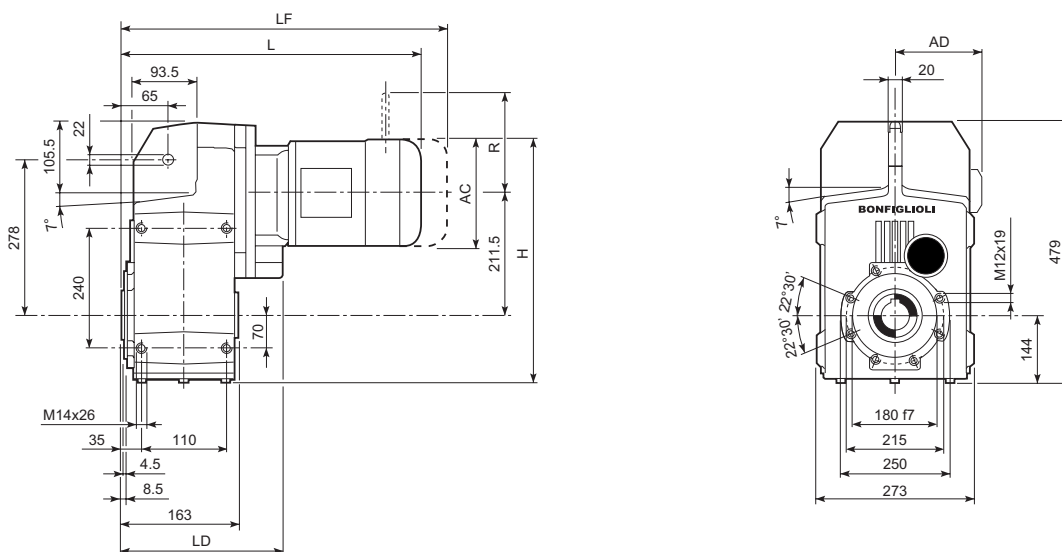
F 41...F...



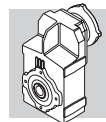
* Attenersi alle ISTRUZIONI PER IL MONTAGGIO fornite con il riduttore.



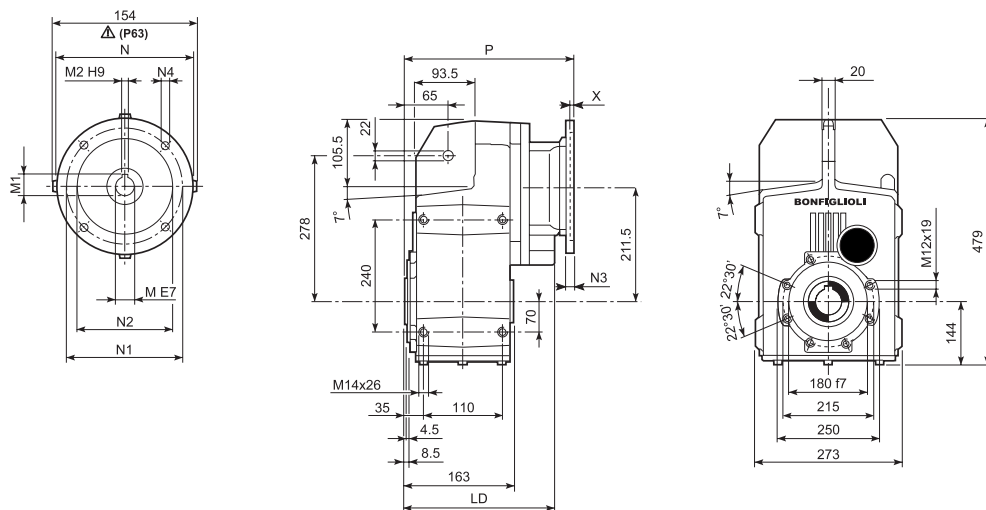
F 51...M/ME/MX/MXN



				AC	H	L	LD	AD	Kg	M...FD M...FA		M...FD		M...FA	
										LF	Kg	R	AD	R	AD
F 51 2/3	S1	M1		138	424	423	—	108	73	484	76	103	135	124	108
F 51 2/3	S1	ME1		138	424	423	—	108	73	484	75	103	135	124	135
F 51 2/3	S2	ME2S		156	433	452	238	119	73	522	78.8	129	143	124	143
F 51 2/3	S2	MX2S		156	433	496	238	119	78	568	86	129	143	124	143
F 51 2/3	S3	ME3S		195	452.5	495	253	142	77	591	88.1	160	155	160	155
F 51 2/3	S3	MX3S		195	452.5	527	253	142	80	617	93.1	160	155	160	155
F 51 2/3	S3	ME3L		195	452.5	527	253	142	87	618	94.6	160	155	160	155
F 51 2/3	S3	MX3L		195	452.5	571	253	142	93	663	102.1	160	155	160	155
F 51 2/3	S4	ME4	MX4	258	484	635	238	193	119	744	132.1	204	210	200	210
F 51 2/3	S4	ME4LB	MX4LA	258	484	670	238	193	127	768	146.1	226	210	217	210
F 51 2/3	S5	ME5S	MX5S	310	510	721.5	—	245	153	861.5	206.1	266	245	247	245
F 51 2/3	S5	ME5L	MX5L	310	510	765.5	—	245	169	899.5	217.1	266	245	247	245
F 51 4	S1	M1		138	424	494.5	—	108	75	555.5	78	103	135	124	108
F 51 4	S1	ME1		138	424	494.5	—	108	75	555.5	77	103	135	124	135
F 51 4	S10	MXN10		138	424	523.5	—	137	77.4	582.5	79.8	103	138	121	138
F 51 4	S2	ME2S		156	433	523.5	—	119	79	593.5	80.8	129	143	124	143
F 51 4	S2	MX2S		156	433	567.5	—	119	79	639.5	88	129	143	124	143
F 51 4	S3	ME3S		195	452.5	566.5	—	142	84	662.5	90.1	160	155	160	155
F 51 4	S3	MX3S		195	452.5	598.5	—	142	84	688.5	95.1	160	155	160	155
F 51 4	S3	ME3L		195	452.5	598.5	—	142	93	689.5	96.6	160	155	160	155
F 51 4	S3	MX3L		195	452.5	642.5	—	142	93	734.5	104.1	160	155	160	155

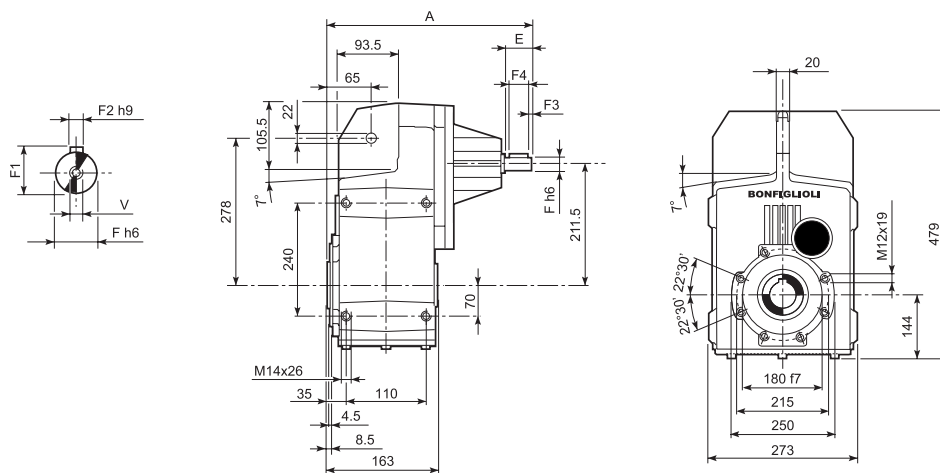


F 51...P(IEC)

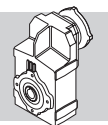


		LD	M	M1	M2	N	N1	N2	N3	N4	X	P	Kg
F 51 2/3	P63	238	11	12.8	4	140	115	95	—	M8x19	4	268	65
F 51 2/3	P71	238	14	16.3	5	160	130	110	—	M8x16	4.5	268	65
F 51 2/3	P80	253	19	21.8	6	200	165	130	—	M10x14.5	4	287.5	67
F 51 2/3	P90	253	24	27.3	8	200	165	130	—	M10x14.5	4	287.5	67
F 51 2/3	P100	238	28	31.3	8	250	215	180	—	M12x16	4.5	297.5	71
F 51 2/3	P112	238	28	31.3	8	250	215	180	—	M12x16	4.5	297.5	71
F 51 2/3	P132	238	38	41.3	10	300	265	230	16	14	5	334	74
F 51 2/3	P160	—	42	45.3	12	350	300	250	23	18	5.5	384.5	78
F 51 2/3	P180	—	48	51.8	14	350	300	250	23	18	5.5	384.5	78
F 51 4	P63	—	11	12.8	4	140	115	95	—	M8x19	4	339.5	70
F 51 4	P71	—	14	16.3	5	160	130	110	—	M8x16	4.5	339.5	70
F 51 4	P80	—	19	21.8	6	200	165	130	—	M10x14.5	4	359	71
F 51 4	P90	—	24	27.3	8	200	165	130	—	M10x14.5	4	359	71
F 51 4	P100	—	28	31.3	8	250	215	180	—	M12x16	4.5	369	75
F 51 4	P112	—	28	31.3	8	250	215	180	—	M12x16	4.5	369	75

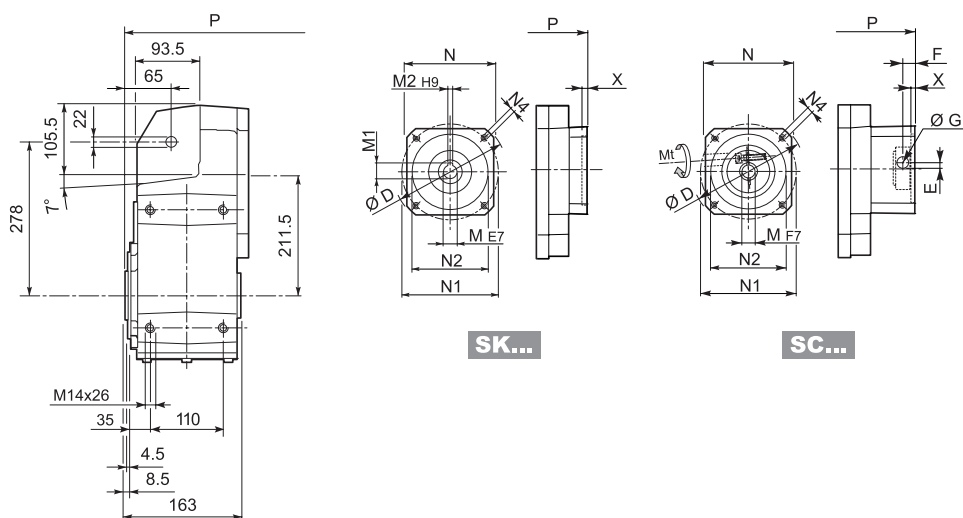
F 51...HS



		A	E	F	F1	F2	F3	F4	V	Kg
F 51 2	HS	357.5	50	24	27	8	2.5	45	M8x19	65
F 51 3		357.5	50	24	27	8	2.5	45	M8x19	68
F 51 4		389.5	40	19	21.5	6	2.5	35	M6x16	70

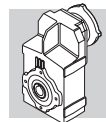


F 51...SK / SC



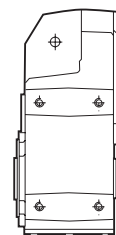
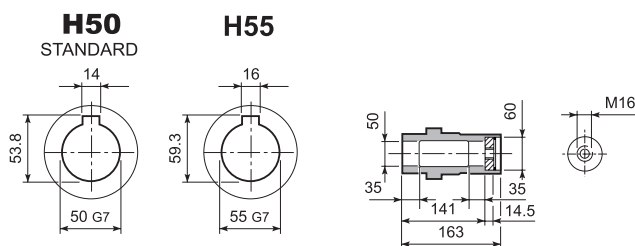
		D	M	M1	M2	N	N1	N2	N4	X	2/3x		4x	
											P	Kg	P	Kg
F 51 2/3	SK 80B	120	14	16.3	5	96	100	80	M6x12	4	287.5	67	—	—
F 51 2/3/4	SK 80C	120	19	21.8	6	96	100	80	M6x12	4	287.5	67	359	71
F 51 2/3/4	SK 95A	130	14	16.3	5	102	115	95	M8x12	4	287.5	67	359	71
F 51 2/3/4	SK 95B	130	19	21.8	6	102	115	95	M8x12	4	287.5	67	359	71
F 51 2/3/4	SK 95C	130	24	27.3	8	102	115	95	M8x12	4	287.5	67	359	71
F 51 2/3/4	SK 110A	150	19	21.8	6	120	130	110	M8x12	5	287.5	67	359	71
F 51 2/3/4	SK 110B	150	24	27.3	8	120	130	110	M8x12	5	287.5	67	359	71
F 51 2/3/4	SK 130A	188	24	27.3	8	142	165	130	M10x20	5	287.5	69	359	73
F 51 2/3	SK 130B	189	32	35.3	10	160	165	130	M10x20	5	334	75	—	—
F 51 2/3	SK 180A	240	32	35.3	10	192	215	180	M12x19	5	334	75	—	—
F 51 2/3	SK 180B	240	38	41.3	10	192	215	180	M12x19	5	334	75	—	—

			Mt [Nm]	D	E	F	G	M	N	N1	N2	N4	X	2/3x		4x	
														P	Kg	P	Kg
F 51 2/3	SC 80B	M6	15	120	15.5	14.5	17.75	14	96	100	80	M6x12	4	311	70	—	—
F 51 2/3/4	SC 80C	M6	15	120	15.5	14.5	17.75	19	96	100	80	M6x12	4	311	70	382.5	74
F 51 2/3/4	SC 95A	M6	15	130	16.5	15	17.75	14	102	115	95	M8x16	4	311	70	382.5	74
F 51 2/3/4	SC 95B	M6	15	130	16.5	15	17.75	19	102	115	95	M8x16	4	311	70	382.5	74
F 51 2/3/4	SC 95C	M6	15	130	16.5	15	17.75	24	102	115	95	M8x16	4	311	70	382.5	74
F 51 2/3/4	SC 110A	M6	15	150	16.5	16	17.75	19	120	130	110	M8x16	5	311	71	382.5	75
F 51 2/3/4	SC 110B	M6	15	150	16.5	16	17.75	24	120	130	110	M8x16	5	311	71	382.5	75
F 51 2/3/4	SC 130A	M6	15	188	19	16	17.75	24	142	165	130	M10x20	5	311	72	382.5	76
F 51 2/3	SC 130B	M8	36	189	20	17	17.75	32	160	165	130	M10x20	5	357	75	—	—
F 51 2/3	SC 180A	M8	36	240	20	17.5	17.75	32	192	215	180	M12x24	5	361	75	—	—
F 51 2/3	SC 180B	M8	36	240	20	17.5	17.75	38	192	215	180	M12x24	5	361	75	—	—

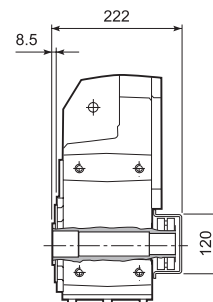
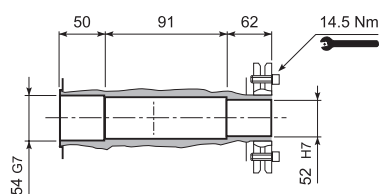


F 51

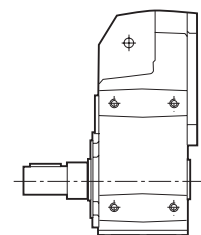
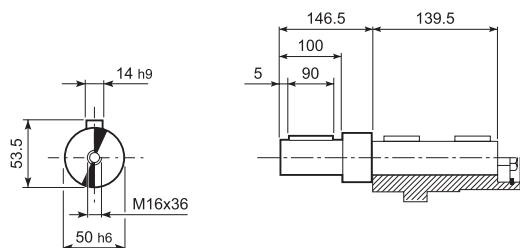
F 51...H



F 51...S



F 51...R

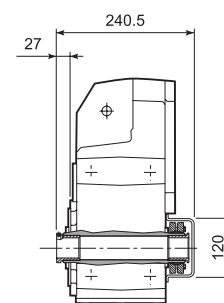
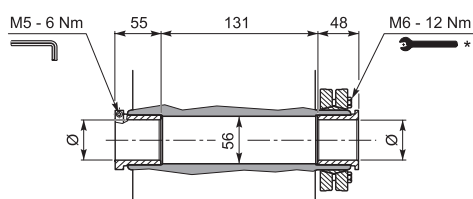


F 51...QF

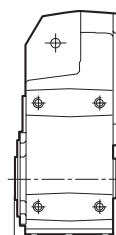
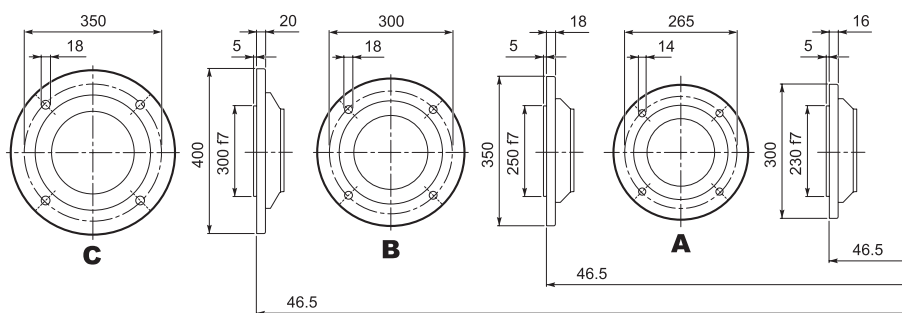
	Ø
QF50	50
QF55	55



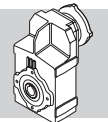
	M _{n2 max} [Nm]
F 51 QF50	1750



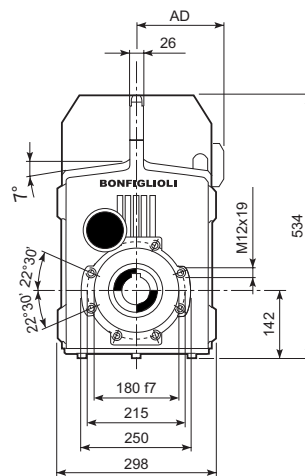
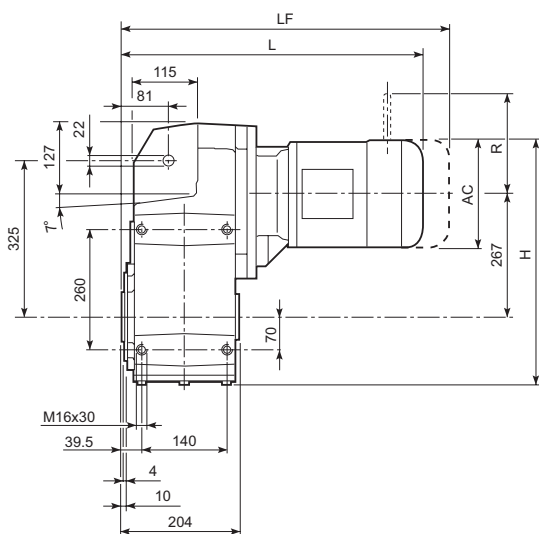
F 51...F...



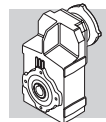
* Attenersi alle ISTRUZIONI PER IL MONTAGGIO fornite con il riduttore.



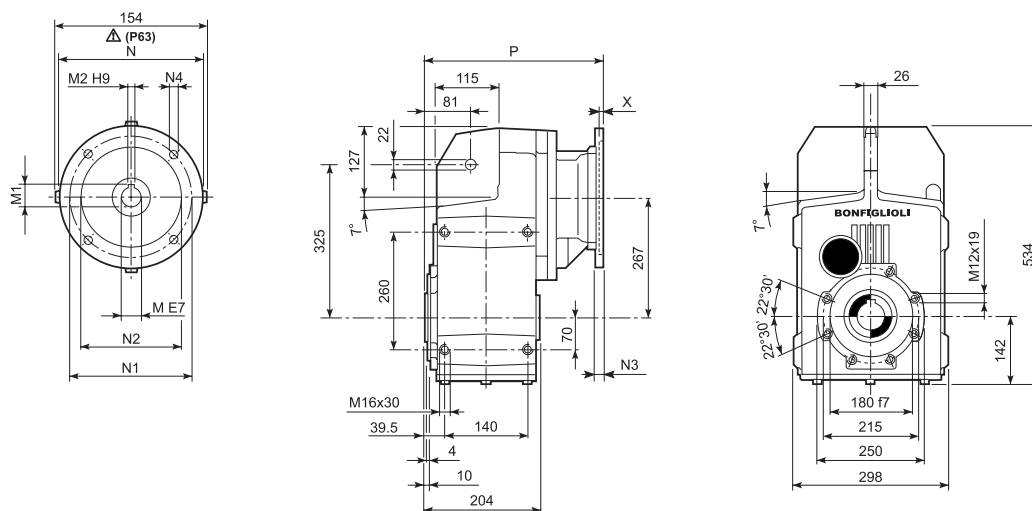
F 60...M/ME/MX



				AC	H	L	AD	Kg	M...FD M...FA		M...FD		M...FA	
									LF	Kg	R	AD	R	AD
F 60 3	S2	ME2S		156	487	486.5	119	114	556.5	116.1	129	143	134	143
F 60 3	S2	MX2S		156	487	530.5	119	119	602.5	123.3	129	143	134	143
F 60 3	S3	ME3S		195	506.5	529.5	142	119	625.5	125.4	160	155	160	155
F 60 3	S3	MX3S		195	506.5	561.5	142	122	639.5	130.4	160	155	160	155
F 60 3	S3	ME3L		195	506.5	561.5	142	124	652.5	131.9	160	155	160	155
F 60 3	S3	MX3L		195	506.5	605.5	142	130	681.5	139.4	160	155	160	155
F 60 3	S4	ME4	MX4	258	538	669.5	193	156	754.5	169.4	204	210	200	210
F 60 3	S4	ME4LB	MX4LA	258	538	704.5	193	164	779.5	183.4	226	210	217	210
F 60 3	S5	ME5S	MX5S	310	564	756	245	184	842.5	243.4	266	245	247	245
F 60 3	S5	ME5L	MX5L	310	564	800	245	200	886.5	254.4	266	245	247	245
F 60 4	S1	M1		138	478	528	108	113	589	116	103	135	124	108
F 60 4	S1	ME1		138	478	528	108	113	589	116	103	135	124	135
F 60 4	S2	ME2S		156	487	557	119	117	627	118.8	129	143	134	143
F 60 4	S2	MX2S		156	487	601	119	122	659	126	129	143	134	143
F 60 4	S3	ME3S		195	506.5	600	142	122	696	128.1	160	155	160	155
F 60 4	S3	MX3S		195	506.5	632	142	125	696	133.1	160	155	160	155
F 60 4	S3	ME3L		195	506.5	632	142	131	723	134.6	160	155	160	155
F 60 4	S3	MX3L		195	506.5	676	142	137	738	142.1	160	155	160	155
F 60 4	S4	ME4	MX4	258	538	740	193	156	811	172.1	204	210	200	210
F 60 4	S4	ME4LB	MX4LA	258	538	775	193	164	836	186.1	226	210	217	210

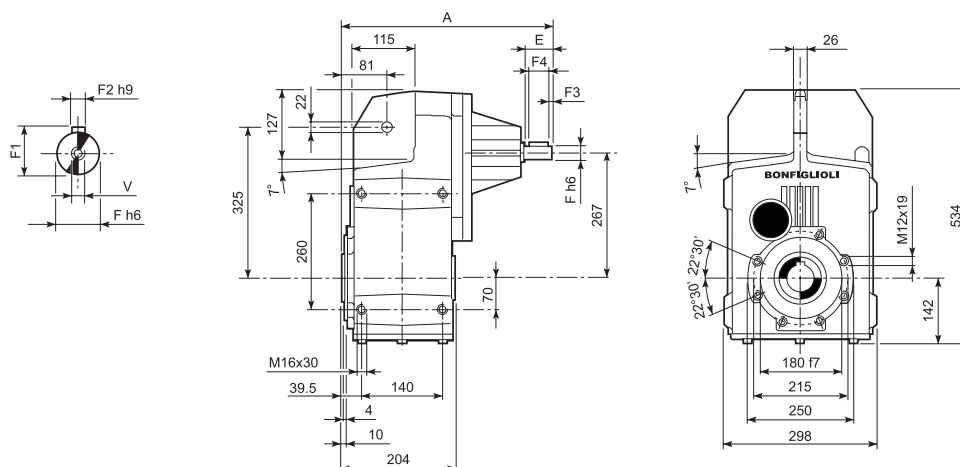


F 60...P(IEC)

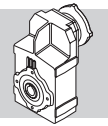


		M	M1	M2	N	N1	N2	N3	N4	X	P	Kg
F 60 3	P63	11	12.8	4	140	115	95	—	M8x19	4	302.5	103
F 60 3	P71	14	16.3	5	160	130	110	—	M8x16	4.5	302.5	103
F 60 3	P80	19	21.8	6	200	165	130	—	M10x14.5	4	322	104
F 60 3	P90	24	27.3	8	200	165	130	—	M10x14.5	4	322	104
F 60 3	P100	28	31.3	8	250	215	180	—	M12x16	4.5	331	108
F 60 3	P112	28	31.3	8	250	215	180	—	M12x16	4.5	331	108
F 60 3	P132	38	41.3	10	300	265	230	16	14	5	367.5	111
F 60 3	P160	42	45.3	12	350	300	250	23	18	5.5	419	116
F 60 3	P180	48	51.8	14	350	300	250	23	18	5.5	419	116
F 60 4	P63	11	12.8	4	140	115	95	—	M8x19	4	373	108
F 60 4	P71	14	16.3	5	160	130	110	—	M8x16	4.5	373	108
F 60 4	P80	19	21.8	6	200	165	130	—	M10x14.5	4	392.5	110
F 60 4	P90	24	27.3	8	200	165	130	—	M10x14.5	4	392.5	110
F 60 4	P100	28	31.3	8	250	215	180	—	M12x16	4.5	402.5	114
F 60 4	P112	28	31.3	8	250	215	180	—	M12x16	4.5	402.5	114

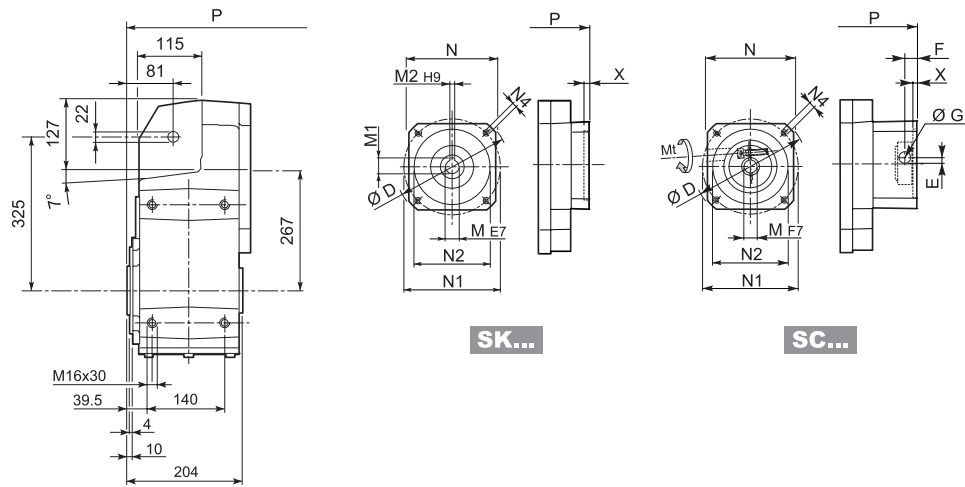
F 60...HS



		A	E	F	F1	F2	F3	F4	V	Kg
F 60 3	HS	419	60	28	31	8	5.0	50	M10x22	108
F 60 4		462.5	50	24	27	8	2.5	45	M8x19	105

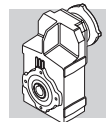


F 60...SK / SC



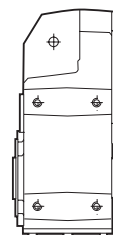
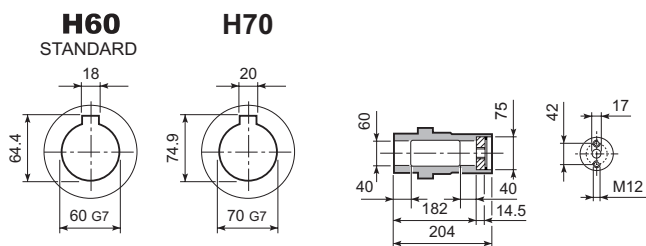
		D	M	M1	M2	N	N1	N2	N4	X	2/3x		4x	
											P	kg	P	kg
F 60 4	SK 80B	120	14	16.3	5	96	100	80	M6x12	4	—	—	392.5	109
F 60 3/4	SK 80C	120	19	21.8	6	96	100	80	M6x12	4	322	106	392.5	112
F 60 3/4	SK 95A	130	14	16.3	5	102	115	95	M8x12	4	322	106	392.5	112
F 60 3/4	SK 95B	130	19	21.8	6	102	115	95	M8x12	4	322	106	392.5	112
F 60 3/4	SK 95C	130	24	27.3	8	102	115	95	M8x12	4	322	106	392.5	112
F 60 3/4	SK 110A	140	19	21.8	6	120	130	110	M8x12	5	322	106	392.5	112
F 60 3/4	SK 110B	140	24	27.3	8	120	130	110	M8x12	5	322	106	392.5	112
F 60 3/4	SK 130A	188	24	27.3	8	142	165	130	M10x20	5	322	108	392.5	112
F 60 3	SK 130B	189	32	35.3	10	160	165	130	M10x20	5	368.5	109	—	—
F 60 3	SK 180A	240	32	35.3	10	192	215	180	M12x19	5	368.5	109	—	—
F 60 3	SK 180B	240	38	41.3	10	192	215	180	M12x19	5	368.5	109	—	—

			Mt [Nm]	D	E	F	G	M	N	N1	N2	N4	X	2/3x		4x	
														P	kg	P	kg
F 60 4	SC 80B	M6	15	120	15.5	14.5	17.75	14	96	100	80	M6x12	4	—	—	416	113
F 60 3/4	SC 80C	M6	15	120	15.5	14.5	17.75	19	96	100	80	M6x12	4	345.5	107	416	113
F 60 3/4	SC 95A	M6	15	130	16.5	15	17.75	14	102	115	95	M8x16	4	345.5	107	416	113
F 60 3/4	SC 95B	M6	15	130	16.5	15	17.75	19	102	115	95	M8x16	4	345.5	107	416	113
F 60 3/4	SC 95C	M6	15	130	16.5	15	17.75	24	102	115	95	M8x16	4	345.5	107	416	113
F 60 3/4	SC 110A	M6	15	140	16.5	16	17.75	19	120	130	110	M8x16	5	345.5	108	416	113
F 60 3/4	SC 110B	M6	15	140	16.5	16	17.75	24	120	130	110	M8x16	5	345.5	108	416	113
F 60 3/4	SC 130A	M6	15	188	19	16	17.75	24	142	165	130	M10x20	5	345.5	109	416	115
F 60 3	SC 130B	M8	36	189	20	17	17.75	32	160	165	130	M10x20	5	390.5	112	—	—
F 60 3	SC 180A	M8	36	240	20	17.5	17.75	32	192	215	180	M12x24	5	394.5	112	—	—
F 60 3	SC 180B	M8	36	240	20	17.5	17.75	38	192	215	180	M12x24	5	394.5	112	—	—

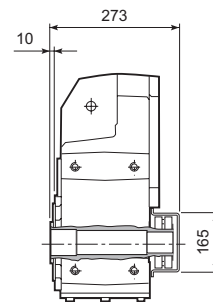
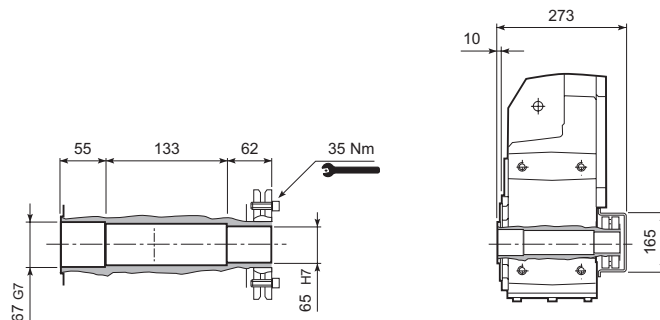


F 60

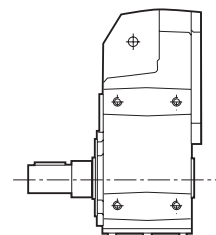
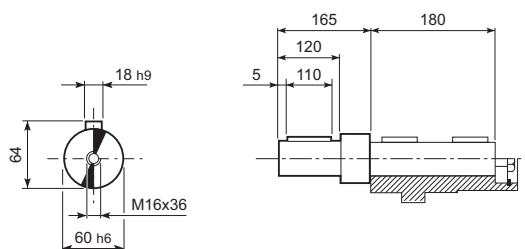
F 60...H



F 60...S

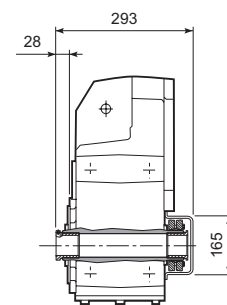
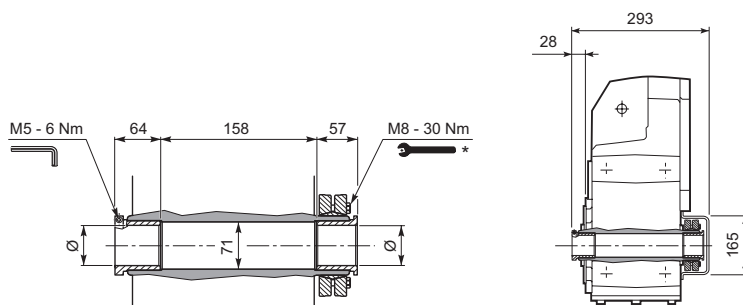


F 60...R

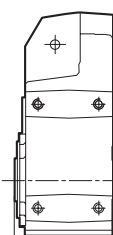
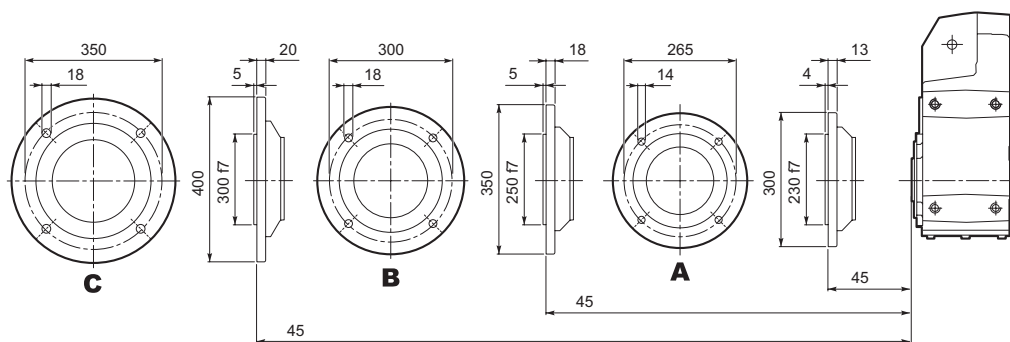


F 60...QF

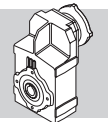
	Ø
QF60	60
QF65	65
QF70	70



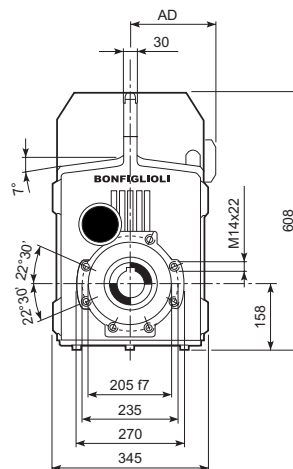
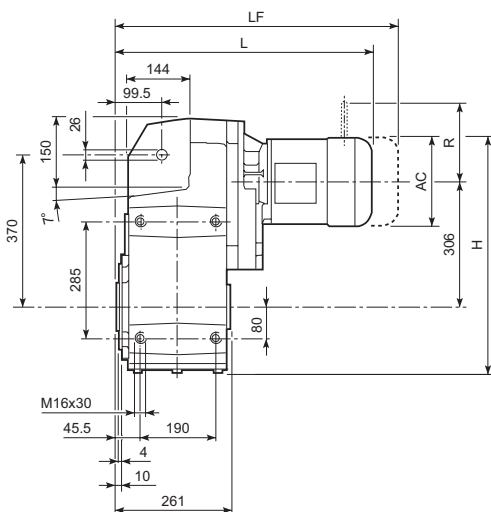
F 60...F...



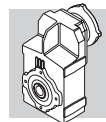
* Attenersi alle ISTRUZIONI PER IL MONTAGGIO fornite con il riduttore.



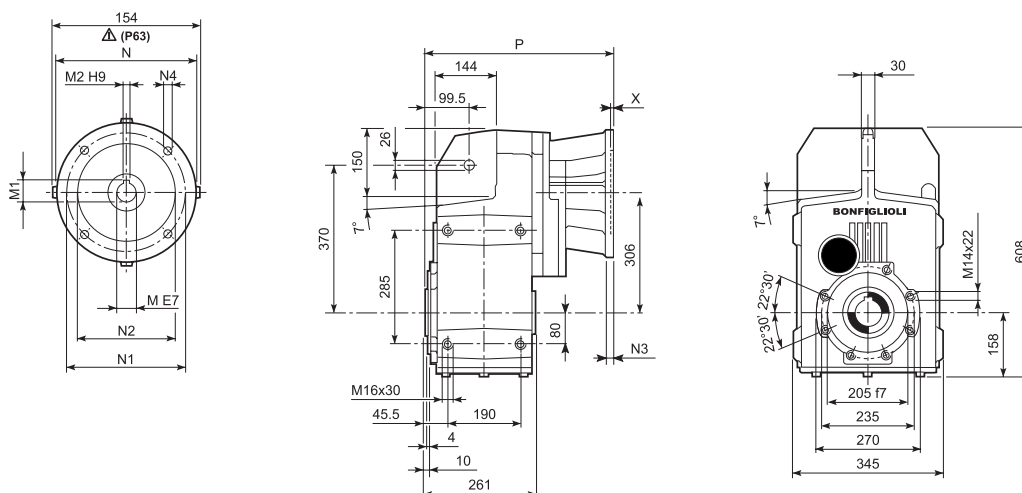
F 70...M/ME/MX



										M...FD M...FA		M...FD		M...FA	
				AC	H	L	AD		LF		R	AD	R	AD	
F 70 3	S2	ME2S		156	542	552	119	173	622	175.1	129	143	134	143	
F 70 3	S2	MX2S		156	542	596	119	178	668	182.3	129	143	134	143	
F 70 3	S3	ME3S		195	561.5	595	142	178	691	184.4	160	155	160	155	
F 70 3	S3	MX3S		195	561.5	627	142	181	717	189.4	160	155	160	155	
F 70 3	S3	ME3L		195	561.5	627	142	188	718	190.9	160	155	160	155	
F 70 3	S3	MX3L		195	561.5	671	142	194	763	198.4	160	155	160	155	
F 70 3	S4	ME4	MX4	258	593	735	193	220	844	228.4	204	210	200	210	
F 70 3	S4	ME4LB	MX4LA	258	593	770	193	228	868	242.4	226	210	217	210	
F 70 3	S5	ME5S	MX5S	310	619	821.5	245	248	961.5	302.4	266	245	247	245	
F 70 3	S5	ME5L	MX5L	310	619	865.5	245	264	999.5	313.4	226	245	247	245	
F 70 4	S1	M1		138	533	574	108	173	635	176	103	135	124	108	
F 70 4	S1	ME1		138	533	574	108	173	635	176	103	135	124	135	
F 70 4	S2	ME2S		156	542	603	119	177	673	179.1	129	143	134	143	
F 70 4	S2	MX2S		156	542	647	119	182	719	186.3	129	143	134	143	
F 70 4	S3	ME3S		195	561.5	646	142	181	742	188.4	160	155	160	155	
F 70 4	S3	MX3S		195	561.5	678	142	184	768	193.4	160	155	160	155	
F 70 4	S3	ME3L		195	561.5	678	142	191	769	194.9	160	155	160	155	
F 70 4	S3	MX3L		195	561.5	722	142	197	814	202.4	160	155	160	155	
F 70 4	S4	ME4	MX4	258	593	786	193	223	895	232.4	204	210	200	210	
F 70 4	S4	ME4LB	MX4LA	258	593	821	193	231	919	246.4	226	210	217	210	

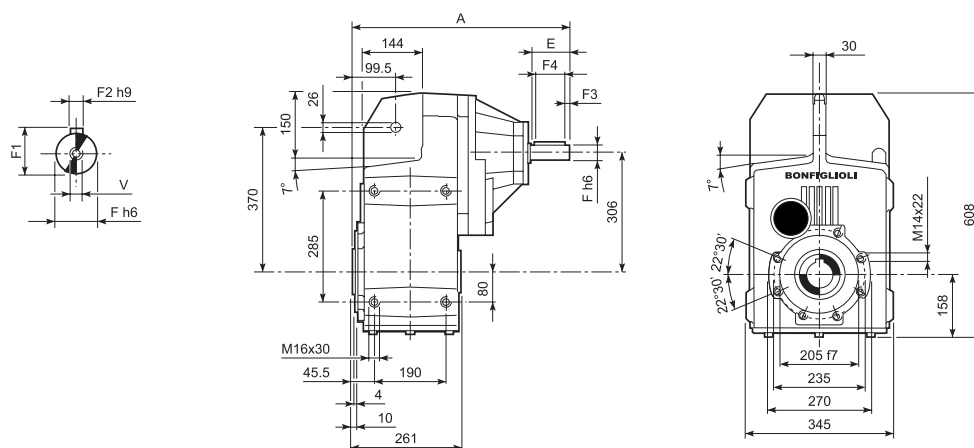


F 70...P(IEC)

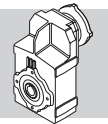


		M	M1	M2	N	N1	N2	N3	N4	X	P	Kg		
		F 70 3	P80	19	21.8	6	200	165	130	—	M10x14.5	4	387.5	167
		F 70 3	P90	24	27.3	8	200	165	130	—	M10x14.5	4	387.5	167
		F 70 3	P100	28	31.3	8	250	215	180	—	M12x16	4.5	397.5	171
		F 70 3	P112	28	31.3	8	250	215	180	—	M12x16	4.5	397.5	171
		F 70 3	P132	38	41.3	10	300	265	230	16	14	5	434	173
		F 70 3	P160	42	45.3	12	350	300	250	23	18	6	489.5	185
		F 70 3	P180	48	51.8	14	350	300	250	23	18	6	489.5	185
		F 70 3	P200	55	59.3	16	400	350	300	—	M16x25	7	514.5	206
		F 70 4	P63	11	12.8	4	140	115	95	—	M8x19	4	419	168
		F 70 4	P71	14	16.3	5	160	130	110	—	M8x16	4.5	419	168
		F 70 4	P80	19	21.8	6	200	165	130	—	M10x14.5	4	438.5	170
		F 70 4	P90	24	27.3	8	200	165	130	—	M10x14.5	4	438.5	170
		F 70 4	P100	28	31.3	8	250	215	180	—	M12x16	4.5	446.5	174
		F 70 4	P112	28	31.3	8	250	215	180	—	M12x16	4.5	446.5	174
		F 70 4	P132	38	41.3	10	300	265	230	16	14	5	482	176

F 70...HS

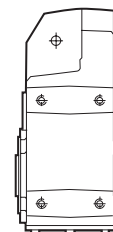
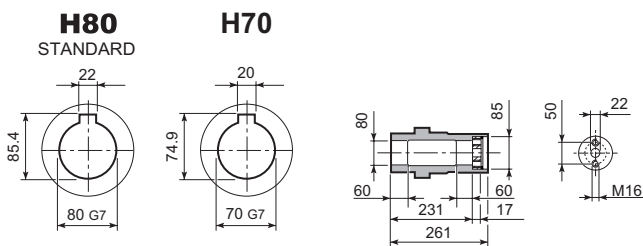


		A	E	F	F1	F2	F3	F4	V	Kg		
		F 70 3	HS	572	110	42	45	12	10	90	M12x28	186
		F 70 4	HS	508.5	50	24	27	8	2.5	45	M8x19	174

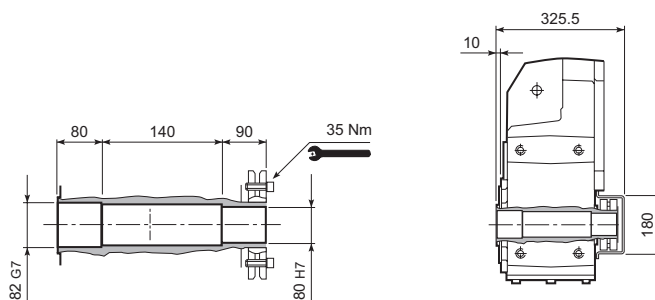


F 70

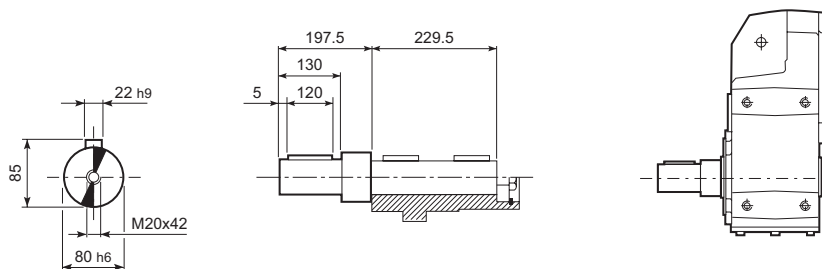
F 70...H



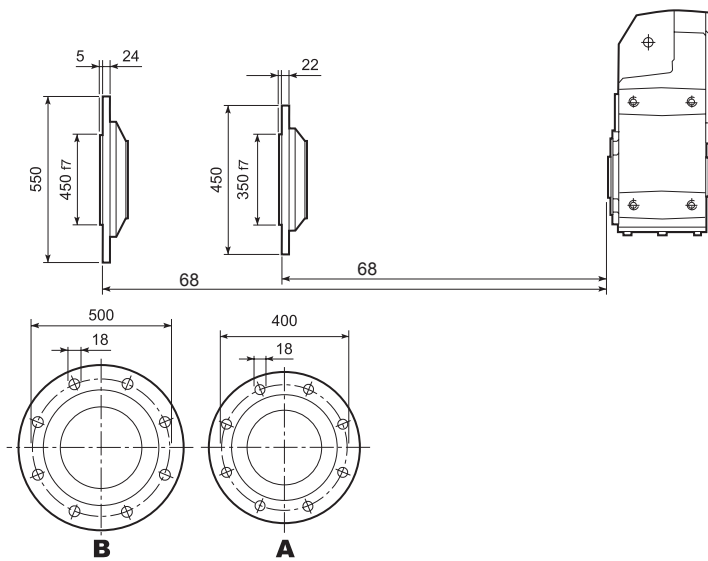
F 70...S

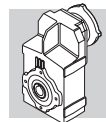


F 70...R

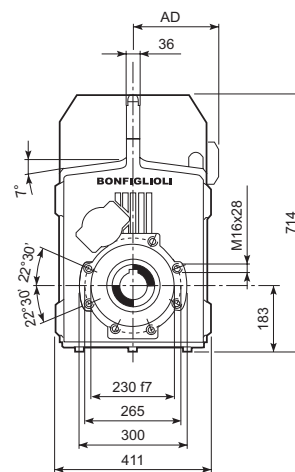
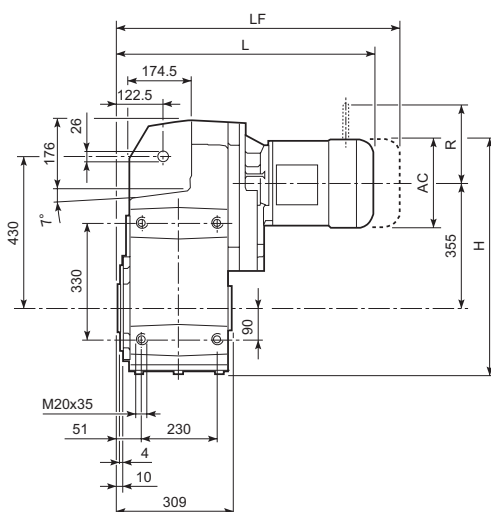


F 70...F...

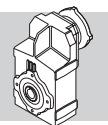




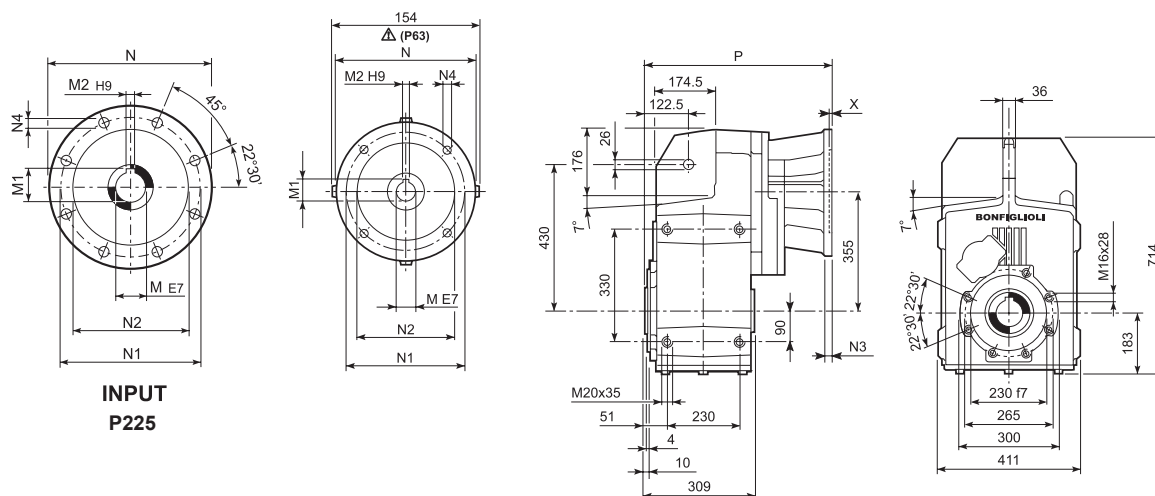
F 80...M/ME/MX



											M...FD		M...FA	
				AC	H	L	AD		LF		R	AD	R	AD
F 80 3	S3	ME3S		195	635.5	653	142	266	749	272.5	160	155	160	155
F 80 3	S3	MX3S		195	635.5	685	142	269	775	277.5	160	155	160	155
F 80 3	S3	ME3L		195	635.5	685	142	275	776	279	160	155	160	155
F 80 3	S3	MX3L		195	635.5	729	142	281	821	286.5	160	155	160	155
F 80 3	S4	ME4	MX4	258	667	793	193	307	902	316.5	204	210	200	210
F 80 3	S4	ME4LB	MX4LA	258	667	828	193	315	926	330.5	226	210	217	210
F 80 3	S5	ME5S	MX5S	310	693	879.5	245	335	1019.5	390.5	266	245	247	245
F 80 3	S5	ME5L	MX5L	310	693	923.5	245	351	1057.5	401.5	266	245	247	245
F 80 4	S1	M1		138	607	644	108	262	705	265	103	135	124	108
F 80 4	S1	ME1		138	607	644	108	262	705	265	103	135	124	135
F 80 4	S2	ME2S		156	616	673	119	266	743	263.2	129	143	134	143
F 80 4	S2	MX2S		156	616	717	119	271	789	270.4	129	143	134	143
F 80 4	S3	ME3S		195	635.5	716	142	271	812	272.5	160	155	160	155
F 80 4	S3	MX3S		195	635.5	748	142	274	838	277.5	160	155	160	155
F 80 4	S3	ME3L		195	635.5	748	142	280	839	279	160	155	160	155
F 80 4	S3	MX3L		195	635.5	792	142	286	884	286.5	160	155	160	155
F 80 4	S4	ME4	MX4	258	667	856	193	312	965	316.5	204	210	200	210
F 80 4	S4	ME4LB	MX4LA	258	667	891	193	320	989	330.5	226	210	217	210



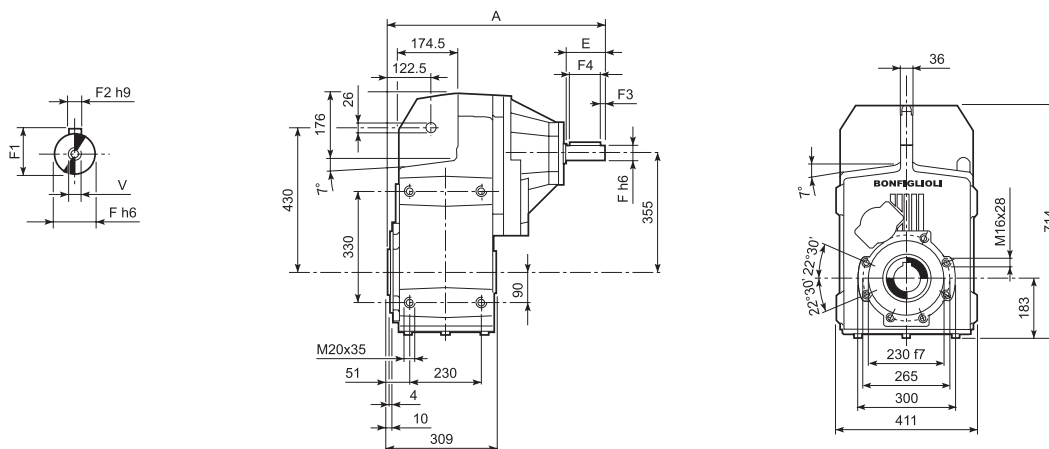
F 80...P(IEC)



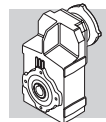
INPUT
P225

		M	M1	M2	N	N1	N2	N3	N4	X	P	Kg
F 80 3	P80	19	21.8	6	200	165	130	—	M10x14.5	4	445.5	255
F 80 3	P90	24	27.3	8	200	165	130	—	M10x14.5	4	445.5	255
F 80 3	P100	28	31.3	8	250	215	180	—	M12x16	4.5	455.5	259
F 80 3	P112	28	31.3	8	250	215	180	—	M12x16	4.5	455.5	259
F 80 3	P132	38	41.3	10	300	265	230	16	14	5	492	261
F 80 3	P160	42	45.3	12	350	300	250	23	18	6	547.5	276
F 80 3	P180	48	51.8	14	350	300	250	23	18	6	547.5	276
F 80 3	P200	55	59.3	16	400	350	300	—	M16x25	7	572.5	298
F 80 3	P225	60	64.4	18	450	400	350	25	18	6	618	298
F 80 4	P63	11	12.8	4	140	115	95	—	M8x19	4	489	258
F 80 4	P71	14	16.3	5	160	130	110	—	M8x16	4.5	489	258
F 80 4	P80	19	21.8	6	200	165	130	—	M10x14.5	4	508.5	260
F 80 4	P90	24	27.3	8	200	165	130	—	M10x14.5	4	508.5	260
F 80 4	P100	28	31.3	8	250	215	180	—	M12x16	4.5	518.5	264
F 80 4	P112	28	31.3	8	250	215	180	—	M12x16	4.5	518.5	264
F 80 4	P132	38	41.3	10	300	265	230	16	14	5	552	266

F 80...HS

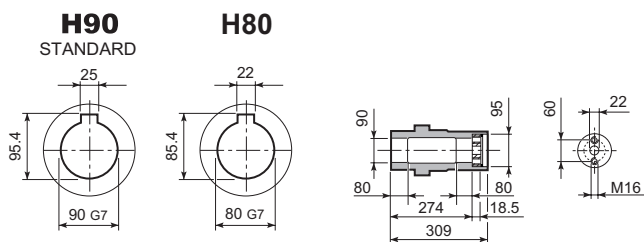


		A	E	F	F1	F2	F3	F4	V	Kg
F 80 3	HS	630	110	42	45	12	10	90	M12x28	273
F 80 4		575.5	50	24	27	8	2.5	45	M8x19	263

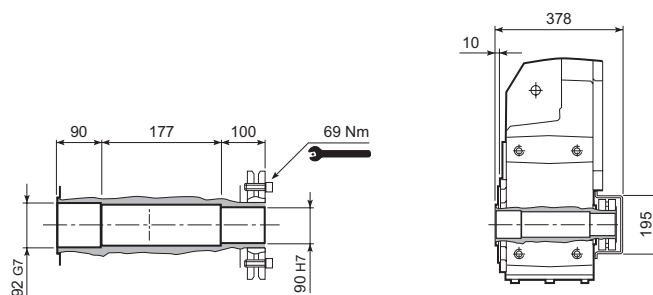


F 80

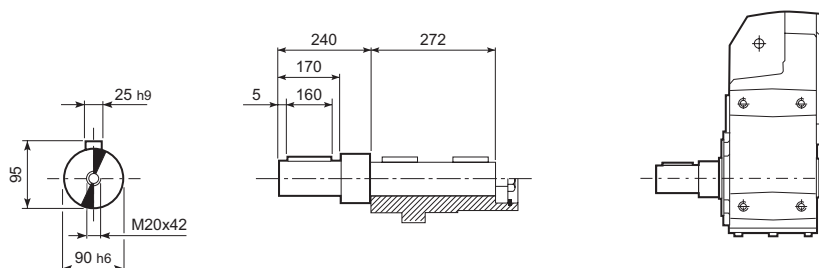
F 80...H



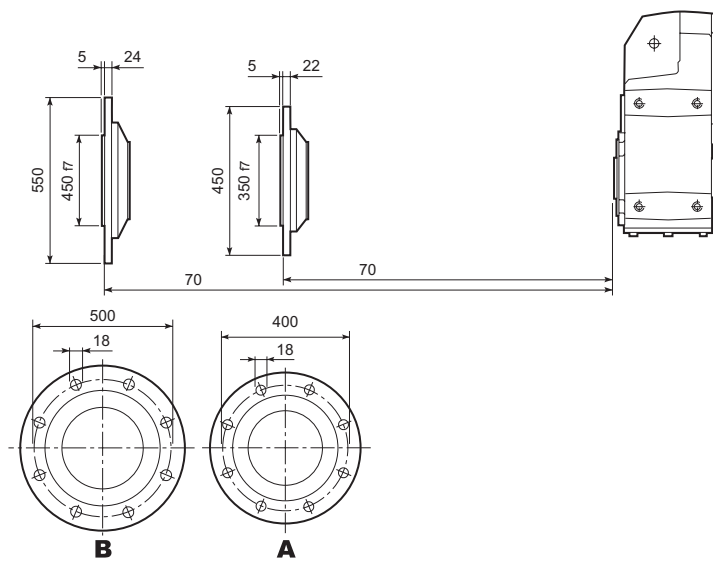
F 80...S

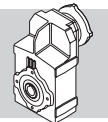


F 80...R

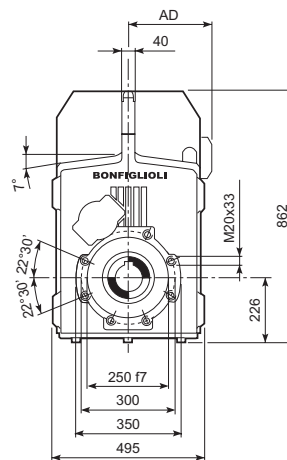
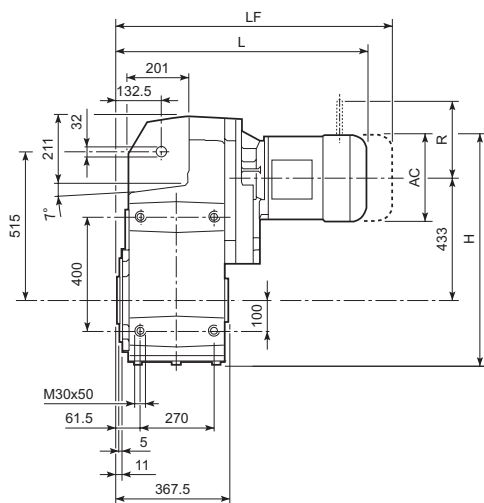


F 80...F...

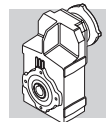




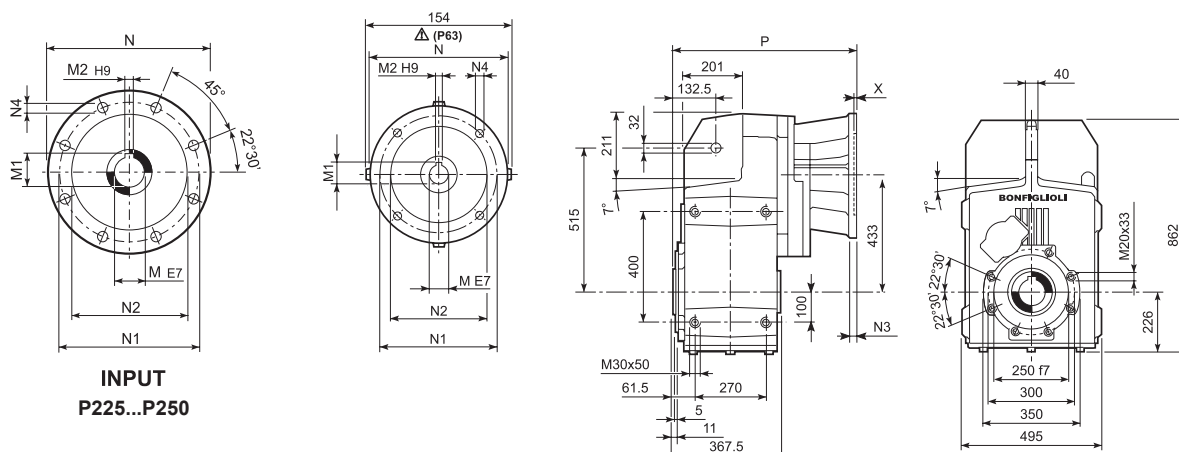
F 90...M/ME/MX



									M...FD M...FA		M...FD		M...FA	
				AC	H	L	AD	Kg	LF	Kg	R	AD	R	AD
F 90 3	S3	ME3S		195	756	728	142	453	824	459.5	160	155	160	155
F 90 3	S3	MX3S		195	756	760	142	456	850	464.5	160	155	160	155
F 90 3	S3	ME3L		195	756	760	142	462	851	466	160	155	160	155
F 90 3	S3	MX3L		195	756	804	142	468	896	473.5	160	155	160	155
F 90 3	S4	ME4	MX4	258	787.5	868	193	494	977	503.5	204	210	200	210
F 90 3	S4	ME4LB	MX4LA	258	787.5	894	193	504	992	517.5	226	210	217	210
F 90 3	S5	ME5S	MX5S	310	813.5	998.5	245	538	1138.5	577.5	266	245	247	245
F 90 3	S5	ME5L	MX5L	310	813.5	998.5	245	549	1132.5	588.5	266	245	247	245
F 90 4	S2	ME2S		156	736.5	768	119	456	838	457.2	129	143	134	143
F 90 4	S2	MX2S		156	736.5	812	119	461	884	464.4	129	143	134	143
F 90 4	S3	ME3S		195	756	811	142	460	907	466.5	160	155	160	155
F 90 4	S3	MX3S		195	756	843	142	463	933	471.5	160	155	160	155
F 90 4	S3	ME3L		195	756	843	142	470	934	473	160	155	160	155
F 90 4	S3	MX3L		195	756	887	142	476	979	480.5	160	155	160	155
F 90 4	S4	ME4	MX4	258	787.5	951	193	502	1060	510.5	204	210	200	210
F 90 4	S4	ME4LB	MX4LA	258	787.5	986	193	510	1084	524.5	226	210	217	210



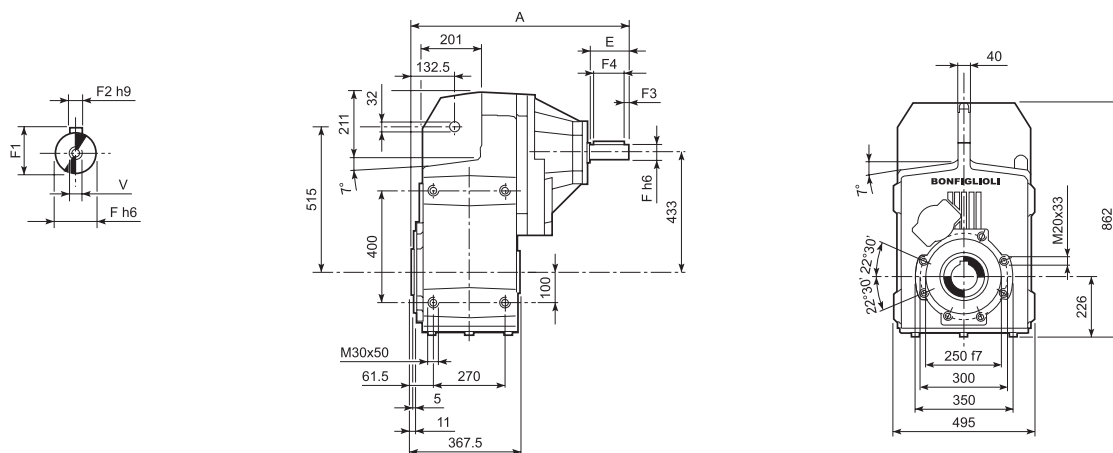
F 90...P(IEC)



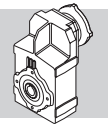
INPUT
P225...P250

		M	M1	M2	N	N1	N2	N3	N4	X	P	Kg
F 90 3	P80	19	21.8	6	200	165	130	—	M10x14.5	4	520.5	442
F 90 3	P90	24	27.3	8	200	165	130	—	M10x14.5	4	520.5	442
F 90 3	P100	28	31.3	8	250	215	180	—	M12x16	4.5	530.5	446
F 90 3	P112	28	31.3	8	250	215	180	—	M12x16	4.5	530.5	446
F 90 3	P132	38	41.3	10	300	265	230	16	14	5	567	449
F 90 3	P160	42	45.3	12	350	300	250	23	18	6	622.5	463
F 90 3	P180	48	51.8	14	350	300	250	23	18	6	622.5	463
F 90 3	P200	55	59.3	16	400	350	300	—	M16x25	7	647.5	485
F 90 3	P225	60	64.4	18	450	400	350	30	18	6	693	485
F 90 3	P250	65	69.4	18	550	500	450	30	18	6	723	507
F 90 4	P63	11	12.8	4	140	115	95	—	M8x19	4	584	448
F 90 4	P71	14	16.3	5	160	130	110	—	M8x16	4.5	584	448
F 90 4	P80	19	21.8	6	200	165	130	—	M10x14.5	4	603.5	450
F 90 4	P90	24	27.3	8	200	165	130	—	M10x14.5	4	603.5	450
F 90 4	P100	28	31.3	8	250	215	180	—	M12x16	4.5	613.5	454
F 90 4	P112	28	31.3	8	250	215	180	—	M12x16	4.5	613.5	454
F 90 4	P132	38	41.3	10	300	265	230	16	14	5	650	455
F 90 4	P160	42	45.3	12	350	300	250	23	18	5.5	700.5	461
F 90 4	P180	48	51.8	14	350	300	250	23	18	5.5	700.5	461

F 90...HS

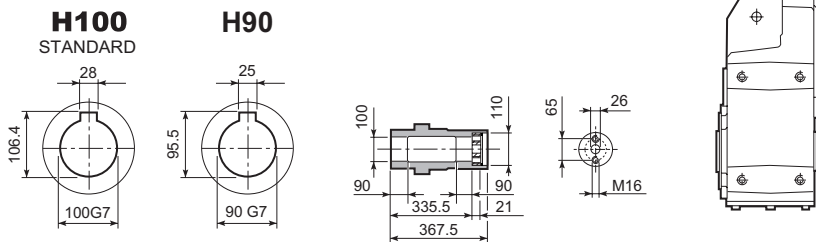


		A	E	F	F1	F2	F3	F4	V	Kg
F 90 3	HS	806.5	140	60	64	18	10	120	M16x36	485
F 90 4		673.5	50	24	27	8	2.5	45	M8x19	452

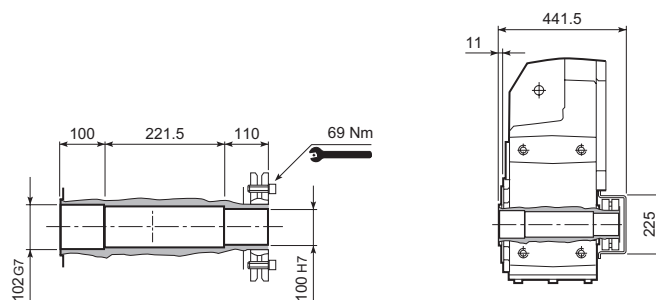


F 90

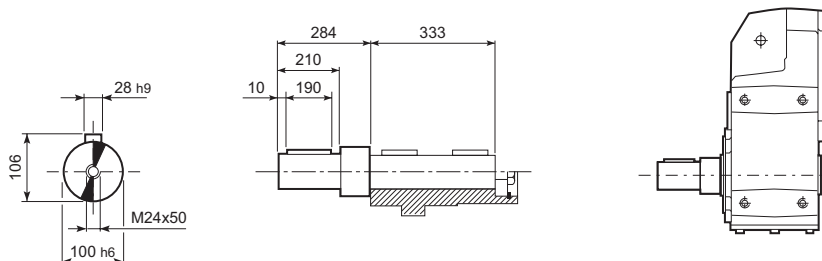
F 90...H



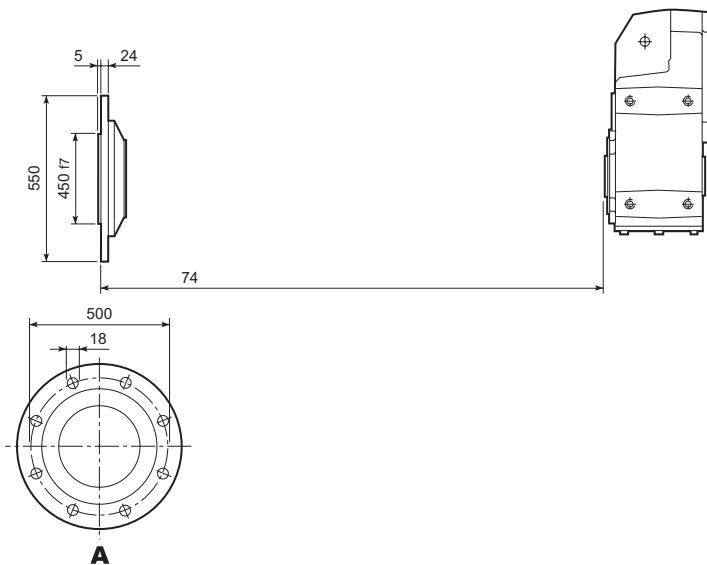
F 90...S



F 90...R



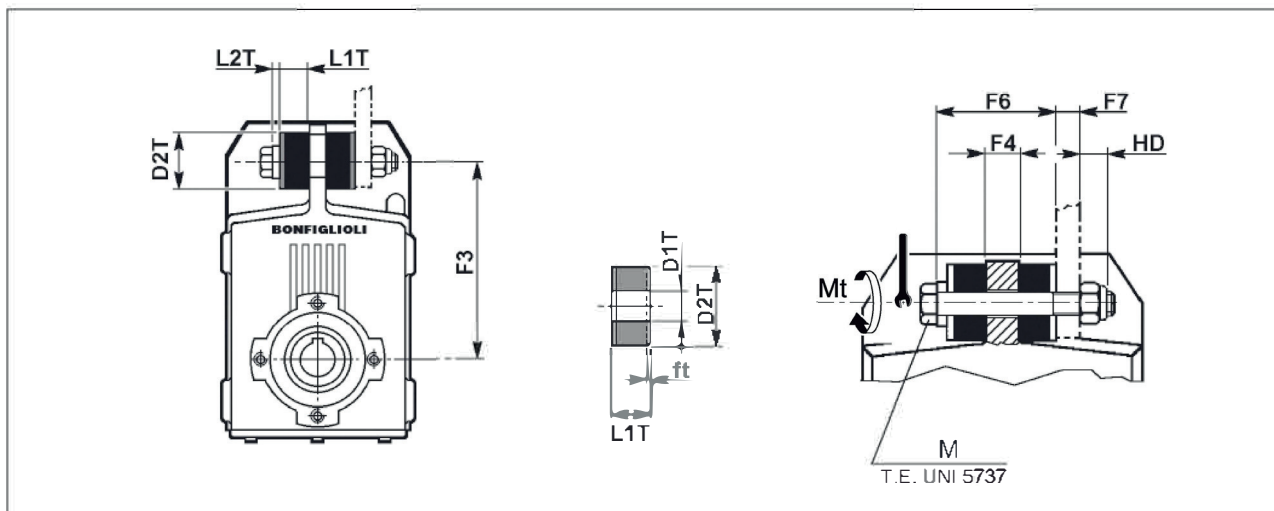
F 90...F...



Kit antivibrante

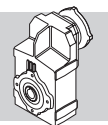
I riduttori serie F possono essere corredati, a richiesta, di un kit antivibrante che comprende i componenti necessari per il fissaggio pendolare (braccio di reazione escluso).

Le dimensioni sono riportate nella tabella seguente.



	F3	F4	F6	F7 (max.)	HD	L1T	L2T	D1T	D2T	M	Mt [Nm]	ft
F 10	140	20	55	10	12.3	15	5	11	30	M10x80	10	1.5
F 20	160	20	55	10	12.3	15	5	11	30	M10x80	10	1.5
F 25	162	20	65	20	14.8	20	5	12.5	40	M12x100	20	1.5
F 31	170	20	65	20	14.8	20	5	12.5	40	M12x100	20	1.5
F 41	218	16	61	24	14.8	20	5	12.5	40	M12x100	20	2.3
F 51	278	20	90	47	23	30	10	21	60	M20x160	50	3.0
F 60	325	26	96	41	23	30	10	21	60	M20x160	50	4.0
F 70	370	30	122	50	28	40	12	25	80	M24x200	100	4.0
F 80	430	36	128	44	28	40	12	25	80	M24x200	100	6.0
F 90	515	40	175	40	33.2	60	15	32	100	M30x260	200	9.0

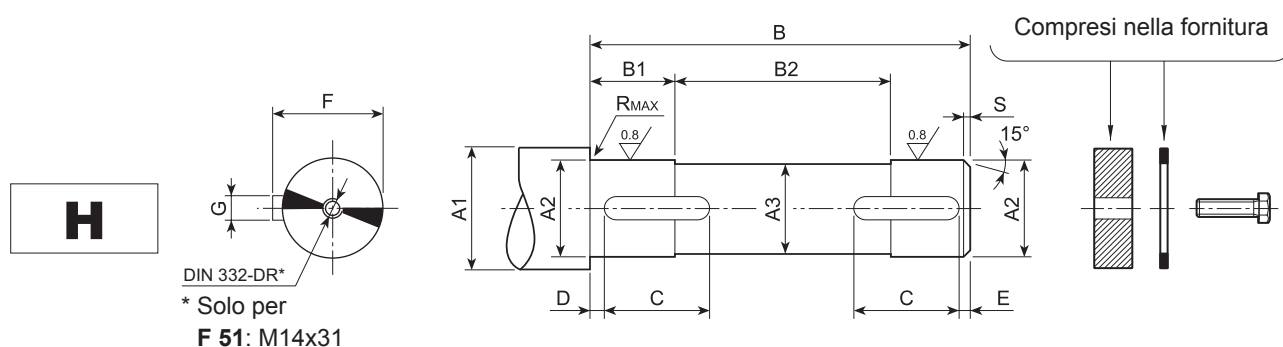
f_t = variazione dimensionale del tampone di gomma antivibrante.





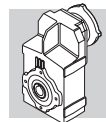
67 ALBERO MACCHINA

Realizzare l'albero condotto che si accoppierà con il riduttore con un acciaio di buona qualità, rispettando le dimensioni riportate in tabella.

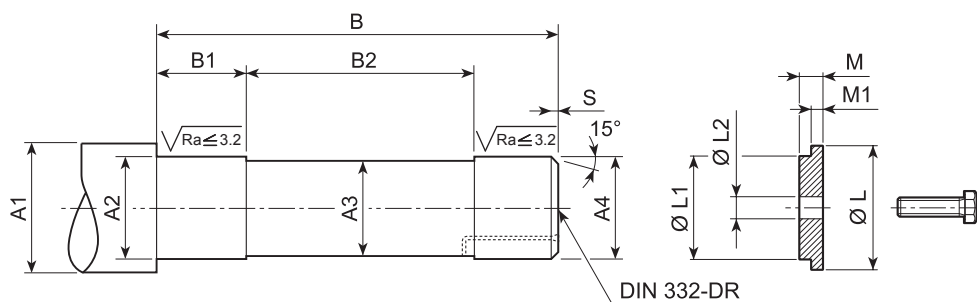
Si suggerisce inoltre di completare il montaggio con un dispositivo di bloccaggio assiale dell'albero, ad esempio come illustrato nel seguito, avendo cura di verificare e dimensionare i vari componenti in funzione delle diverse esigenze applicative.




	A1	A2	A3	B	B1	B2	C	D	E	F	G	R	S		
F 10	≥ 35	30 h7	29	87.5	15.5	56.5	20	2	2	33	8 h9	0.5	1.5	UNI 6604 8x7x20 A	UNI 5739 M8x25
	≥ 30	25 h7	24	87.5	15.5	56.5	20	2	2	28	8 h9	0.5	1.5	8x7x20 A	M8x25
F 20	≥ 42	35 h7	34	99	18	63	22	2	2	38	10 h9	0.5	1.5	10x8x22 A	M8x30
	≥ 35	30 h7	29	99	18	63	22	2	2	33	8 h9	0.5	1.5	8x7x22 A	
F 25	≥ 47	40 h7	39	104	23	58	30	2	2	43	12 h9	0.5	1.5	12x8x30 A	M8x30
	≥ 42	35 h7	34	104	23	58	30	2	2	38	10 h9	0.5	1.5	10x8x30 A	
F 31	≥ 47	40 h7	39	104	28	48	30	2	2	43	12 h9	0.5	1.5	12x8x30 A	M8x30
	≥ 42	35 h7	34	104	28	48	30	2	2	38	10 h9	0.5	1.5	10x8x30 A	
F 41	≥ 52	45 h7	44	118	27.5	63	45	2.5	2.5	48.5	14 h9	1	2.0	14x9x45 A	M10x30
	≥ 47	40 h7	39	118	27.5	63	45	2.5	2.5	43	12 h9	1	2.0	12x8x45 A	
F 51	≥ 63	55 h7	54	139	33	73	50	2.5	2.5	59	16 h9	1	2.0	16x10x50 A	M14x45
	≥ 57	50 h7	49	139	33	73	50	2.5	2.5	53.5	14 h9	1	2.0	14x9x50 A	
F 60	≥ 78	70 h7	69	180	38	104	70	2.5	2.5	74.5	20 h9	1	2.0	20x12x70 A	M16x45
	≥ 68	60 h7	59	180	38	104	70	2.5	2.5	64	18 h9	1	2.0	18x11x70 A	
F 70	≥ 89	80 h7	79	229	58	113	75	3	3	85	22 h9	2.5	2.5	22x14x75 A	M20x55
	≥ 78	70 h7	69	229	58	113	75	3	3	74.5	20 h9	2.5	2.5	20x12x75 A	
F 80	≥ 99	90 h7	89	272	78	116	100	3	3	95	25 h9	2.5	2.5	25x14x100 A	M20x55
	√ 89	80 h7	79	272	78	116	100	3	3	85	22 h9	2.5	2.5	22x14x100 A	
F 90	≥ 111	100 h7	99	333	87.5	158	110	3	3	106	28 h9	2.5	2.5	28x16x110 A	M24x65
	≥ 99	90 h7	89	333	87.5	158	110	3	3	95	25 h9	2.5	2.5	25x14x110 A	

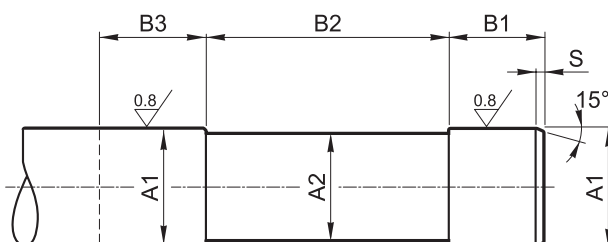


S

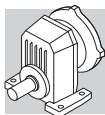


	A1	A2	A3	A4	B	B1	B2	R	S	L	L1	L2	M	M1	 UNI 5739
F 10	≥ 36	27 h7	24	25 h6	138	34	70	0.5	1.5	29.5	25 d9	9	7	5.5	M8x25
F 20	≥ 42	32 h7	29	30 h6	160	38	84	0.5	1.5	35.5	30 d9	9	7	5.5	M8x25
F 25	≥ 42	32 h7	30	31 h6	172	38	96	0.5	1.5	35.5	31 d9	9	7	5.5	M8x25
F 31	≥ 50	38 h7	35	36 h6	155	40	73	1	2	43	36 d9	9	7	5.5	M8x25
F 41	≥ 58	44 h7	41	42 h6	177	46.5	82	1	2	49	42 d9	11	8.5	7	M10x30
F 51	≥ 68	54 h7	51	52 g6	201	48	91	1	2	61	52 d9	18	9	7.5	M16x45
F 60	≥ 84	67 h7	64	65 g6	248	53	133	1.5	2	80	65 d9	18	9	7.5	M16x45
F 70	≥ 104	82 h7	79	80 g6	308	78	140	2.5	2.5	95	80 d9	22	13.5	12	M20x55
F 80	≥ 114	92 h7	89	90 g6	365	88	177	2.5	2.5	105	90 d9	22	13.5	12	M20x55
F 90	≥ 126	102 h7	99	100 g6	429.5	98	221.5	2.5	2.5	120	100 d9	26	20	18.5	M24x70

QF



		A1	A2	B1	B2	B3	S
F 10	QF25	25 h6	24	41	83	≥ 50	1.5
	QF30	30 h6	29				
F 20	QF25	25 h6	24	41	104.5	≥ 50	1.5
	QF30	30 h6	29				
F 25	QF30	30 h6	29	41	120.5	≥ 50	1.5
	QF32	32 h6	31				
F 31	QF35	35 h6	34	45	95.5	≥ 54	1.5
	QF40	40 h6	39				
F 41	QF42	42 h6	41	46	112.5	≥ 55	2
	QF45	45 h6	44				
F 51	QF50	50 h6	49	48	131	≥ 57	2
	QF55	55 h6	54				
F 60	QF60	60 h6	59	57	158	≥ 66	2.5
	QF65	65 h6	64				
	QF70	70 h6	69				




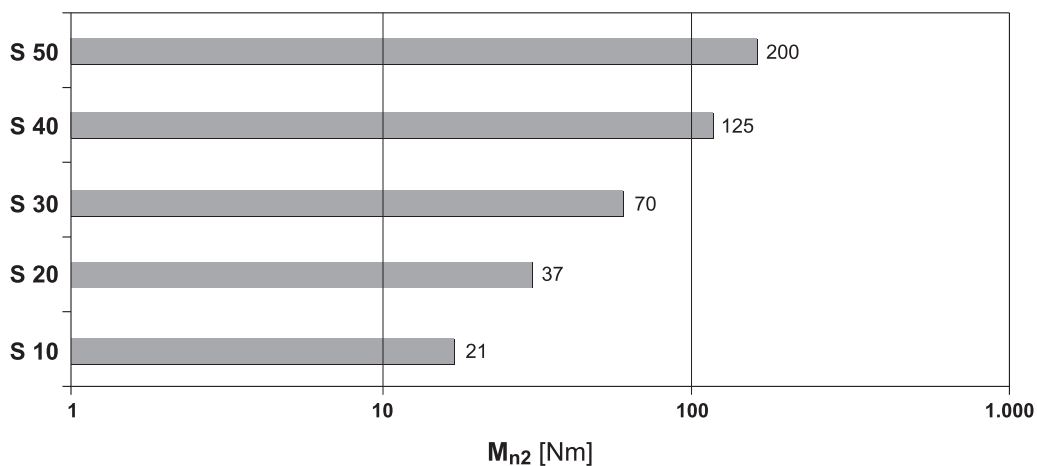
RIDUTTORI MONOSTADIO SERIE S

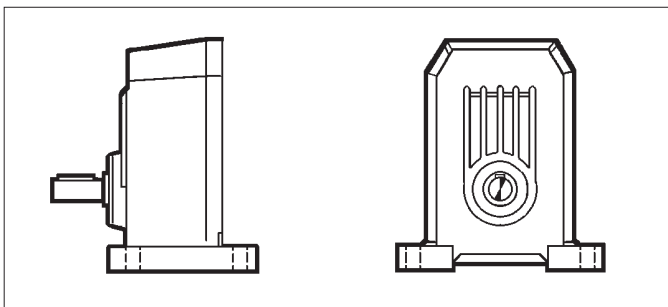
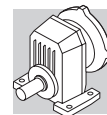
68 CARATTERISTICHE COSTRUTTIVE

Le caratteristiche costruttive salienti sono:

- modularità
- compattezza
- rendimenti elevati
- basso livello di rumorosità
- ingranaggi in acciaio legato cementati e temprati
- casse in alluminio non verniciate nelle grandezze 10, 20, 30, casse in ghisa ad alta resistenza, verniciate, nelle altre grandezze
- alberi in entrata e uscita in acciaio ad alta resistenza.

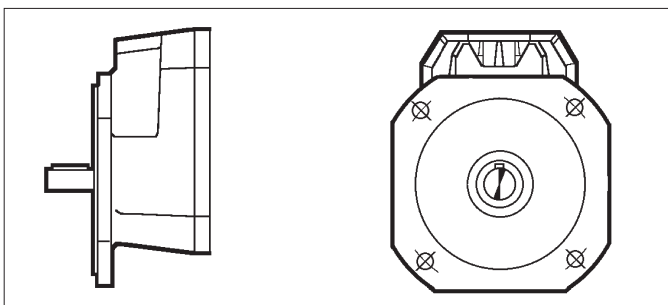
(E 60)





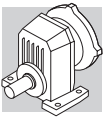
P
Piedi integrali

S 10 ... S 50



F
Flangia integrale

S 10 ... S 50



70 DESIGNAZIONE

RIDUTTORE

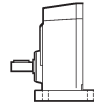
S 10 1 P 1.4 S1 B3

OPZIONI

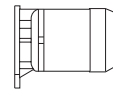
POSIZIONE DI MONTAGGIO

S...P: **B3** (Standard), **B6, B7, B8, V5, V6**
S...F: **B5** (Standard), **B51, B52, B53, V1, V3**

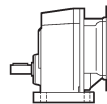
DESIGNAZIONE INGRESSO



S05 S3
S1 S4
S2 S5



M - ME -
MX - MXN

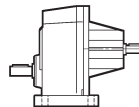


IEC_

P63 P112
P71 P132
P80 P160
P90 P180
P100



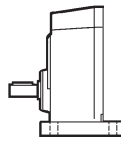
BN - BE
BX - BXN



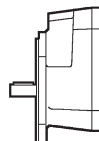
HS

RAPPORTO DI RIDUZIONE

FORMA COSTRUTTIVA



P



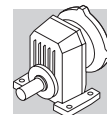
F

STADI DI RIDUZIONE

1

GRANDEZZA RIDUTTORE
10, 20, 30, 40, 50

TIPO RIDUTTORE: **S** = riduttori monostadio



MOTORE

FRENO

M 1LA 4 230/400-50 IP54 CLF W FD 7.5 R SB 220 SA

OPZIONI

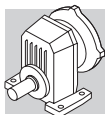
ALIMENTAZIONE
FRENOTIPO RADDRIZZATORE
AC/DC
NB, SB, NBR, SBRLEVA DI SBLOCCO FRENO
R, RM

COPPIA FRENANTE

TIPO FRENO
FD (freno c.c.)
FA (freno c.a.)POSIZIONE MORSETTIERA
W (default), **N, E, S**FORMA COSTRUTTIVA
— (motore integrato)
B5 (motore IEC)CLASSE ISOLAMENTO
CL F standard
CL H optionGRADO DI PROTEZIONE
IP55 standard (IP54 - motore autofrenante)TENSIONE - FREQUENZA
Per BXN/MXN vedi la sezione "Tensione & Frequenza" sul catalogo EVOXNUMERO DI POLI
2, 4, 6, 2/4, 2/6, 2/8, 2/12, 4/6, 4/8GRANDEZZA MOTORE
0B ... 5LA (motore integrato)
63A ... 180L (motore IEC)

TIPO MOTORE

MX-MXN = trifase integrato, classe IE3
BX-BXN = trifase IEC, classe IE3**ME** = trifase integrato, classe IE2
BE = trifase IEC, classe IE2**M** = trifase integrato, classe IE1
BN = trifase IEC, classe IE1





70.1 Opzioni riduttori

LUBRIFICAZIONE

I riduttori S10, S20, S30, e S40, in configurazione standard, sono forniti provvisti di carica di lubrificante.

Il riduttore S50, in configurazione standard, è fornito privo di lubrificante.

È possibile comunque, per tutte le taglie di riduttori, richiedere la fornitura, con una carica di lubrificante selezionabile, in accordo a quanto definito nella tabella seguente.

LUBRIFICAZIONE	Tipo	Designazione	Produttore
LU	PoliAlfaOlefina (PAO)	OMALA S4 GX 150	
LY	PoliAlfaOlefina (PAO)	OMALA S4 GX 220	
LV	PoliAlfaOlefina (PAO)	OMALA S4 GX 320	
LW	PoliAlfaOlefina (PAO)	OMALA S4 GX 460	
LH	PolyGlicole (PAG)	OMALA S4 WE 150	
LS	PolyGlicole (PAG)	OMALA S4 WE 220	
LO*	PolyGlicole (PAG)	OMALA S4 WE 320	
LK	PolyGlicole (PAG)	OMALA S4 WE 460	
LN ^[1]	Base Minerale EP	OMALA S2 G 150	
LZ ^[1]	Base Minerale EP	OMALA S2 G 220	
LI ^[1]	Base Minerale EP	OMALA S2 G 320	
LJ ^[1]	Base Minerale EP	OMALA S2 G 460	
			
LA	Uso Alimentare	KLUBERSYNTH UH1 6-150	
LB	Uso Alimentare	KLUBERSYNTH UH1 6-220	
LC	Uso Alimentare	KLUBERSYNTH UH1 6-320	
LD	Uso Alimentare	KLUBERSYNTH UH1 6-460	

* Se non diversamente specificato, i riduttori, S10, S20 e S30 e S40 forniti con carica di lubrificante utilizzano olio OMALA S4 WE 320.

[1] L'impiego dell'olio minerale è consentito nei motoriduttori con fattore di servizio $f_s \geq 1,30$.

SO

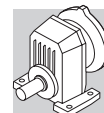
I riduttori S10, S20, S30, S40, solitamente forniti con lubrificante dalla BONFIGLIOLI RIDUTTORI, sono forniti privi di lubrificante.

DV

2 Anelli di tenuta sull'albero veloce. (Disponibile solo sui motoriduttori compatti).

VV

Anello di tenuta in fluoro-elastomero sull'albero veloce.



PV

Tutti gli anelli di tenuta in fluoro-elastomero.

BP

I riduttori, solitamente forniti con tappo di sfiato aperto, sono forniti con tappo di sfiato a valvola. La taratura della valvola in funzione delle tipologie può variare da 0,10 a 0,15 bar. La valvola si apre ad intervalli e permette l'uscita delle pressioni interne senza permettere l'ingresso di corpi estranei. Per la disponibilità dell'opzione vedere il capitolo "Posizioni di montaggio e tappi di servizio" del Manuale d'Uso e Manutenzione (disponibile su www.bonfiglioli.com).

Se necessario contattare il Servizio Tecnico Bonfiglioli.

STOCK LUNGO PERIODO

In presenza dell'opzione STOCK LUNGO PERIODO il prodotto configurato viene fornito senza l'olio lubrificante standard ma con un liquido protettivo anticorrosivo per garantire l'integrità e la piena funzionalità del riduttore nei casi in cui l'unità non sarà subito installata ma sarà stoccata per un lungo periodo di tempo (installazione oltre i 6 mesi dalla data di consegna).

Le condizioni di garanzia sono valide 12 mesi dalla data di messa in servizio (con messa in servizio entro 24 mesi dalla data di consegna) o 24 mesi dalla data di consegna senza messa in servizio.

Dopo due anni di giacenza, l'unità con opzione STOCK LUNGO PERIODO deve essere controllata dal centro assistenza Bonfiglioli. In caso di prodotto non adeguatamente conservato, un'offerta per il ripristino completo dell'unità verrà emessa da parte della Bonfiglioli.

Conclusa con successo l'attività di ripristino, le condizioni di garanzia ripartono dai 12 mesi dalla data di messa in servizio (con messa in servizio entro 24 mesi dalla data del ripristino) o dai 24 mesi dalla data del ripristino.

Applicabilità dell'opzione STOCK LUNGO PERIODO:

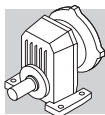
Taglia riduttore	Applicabilità dell'opzione Stock di lungo termine
S10 ... S40	Solo quando le opzioni di lubrificazione non sono attive (l'opzione SO è selezionata)
S50	Solo quando le opzioni di lubrificazione non sono attive (LO, LH, LS, LK, LA, LB, LC, LD)

L'opzione STOCK LUNGO PERIODO può essere richiesta in 2 versioni:

- **SLM Stock Lungo Periodo_Olio Minerale:** opzione avente olio protettivo anticorrosivo compatibile con tutti gli oli lubrificanti a base minerale elencati nel manuale Bonfiglioli "Installazione, uso e manutenzione" (MUM).

- **SLP Stock Lungo Periodo_Olio Poliglicole:** opzione avente olio protettivo anticorrosivo compatibile con tutti gli oli lubrificanti a base di poliglicole elencati nel manuale Bonfiglioli "Installazione, uso e manutenzione" (MUM).



Nota: è possibile selezionare una sola versione. Le opzioni SLM e SLP non possono coesistere.



Quando si configura un riduttore o un motoriduttore con opzione STOCK LUNGO PERIODO, è necessario conoscere il tipo di olio lubrificante che verrà utilizzato dal cliente durante il periodo di funzionamento (olio minerale o poliglicole).

Prima di mettere in servizio un prodotto Bonfiglioli con opzione STOCK LUNGO PERIODO, assicurarsi che l'attività di riempimento dell'olio lubrificante avvenga tramite l'apposito tappo di riempimento (tappo di carico) determinato dalla posizione di montaggio indicata sulla targhetta.

Per quanto riguarda i riduttori con lubrificazione a vita (vedi tabella sotto), la quantità di olio lubrificante da rabboccare non è indicata nel relativo manuale Bonfiglioli "Installazione, uso e manutenzione" (MUM). In questo caso, se l'opzione STOCK LUNGO PERIODO è attiva, sarà necessario contattare il centro assistenza Bonfiglioli per ricevere queste informazioni.

Taglia riduttore	Quantità di lubrificante
S10 ... S40	 BONFIGLIOLI TECHNICAL SERVICE
S50	

PROTEZIONE SUPERFICIALE

I riduttori, che laddove non viene richiesta una classe di protezione specifica, nelle zone verniciate (ferrose) rispettano come requisito minimo la classe di protezione C2 (UNI EN ISO 12944-2), sono forniti con protezione superficiale **C3** e **C4** per una migliore resistenza alla corrosione atmosferica, ottenute mediante verniciatura del gruppo completo.

(E 61)

PROTEZIONE SUPERFICIALE	Ambienti tipici	Temperatura superficiale max.	Classe di corrosività secondo UNI EN ISO 12944-2
C3	Ambienti urbani ed industriali, con umidità relativa dell'aria max.100% (inquinamento ambientale medio)	120°C	C3
C4	Aree industriali, zone costiere, impianti chimici, con umidità relativa dell'aria max.100% (inquinamento ambientale alto)	120°C	C4

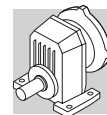
I riduttori previsti con le protezioni opzionali **C3** e **C4** sono disponibili in diverse tinte.

Se non specificata nessuna tinta (vedere opzione "VERNICIATURA") la fornitura viene eseguita con la tinta RAL7042.

A richiesta sono fornibili riduttori per classe di corrosività **C5** secondo UNI EN ISO 12944-2, contattando il ns. Servizio tecnico-Commerciale.

VERNICIATURA

I riduttori previsti con le protezioni opzionali C3 e C4 sono disponibili in diverse tinte, secondo la tabella seguente.



(E 62)

VERNICIATURA	Colore	Catalogazione RAL
RAL7042*	Grigio traffico A	7042
RAL5010	Blu genziana	5010
RAL9005	Nero intenso	9005
RAL9006	Alluminio brillante	9006
RAL9010	Bianco puro	9010
RAL7035	Grigio chiaro	7035
RAL7001	Grigio argento	7001
RAL5015	Blu cielo	5015
RAL7037	Grigio polvere	7037
RAL5024	Blu pastello	5024

* Colore di fornitura standard se non specificato diversamente

NOTA - L'opzione "VERNICIATURA" è configurabile esclusivamente in abbinamento con l'opzione "PROTEZIONE SUPERFICIALE".

PROVE DOCUMENTALI

AC - Attestato di conformità

Documento il cui rilascio attesta la conformità del prodotto all'ordinativo e la costruzione dello stesso in conformità alle procedure standard di processo e di controllo previste dal sistema di Qualità Bonfiglioli Riduttori.

CC - Certificato di collaudo

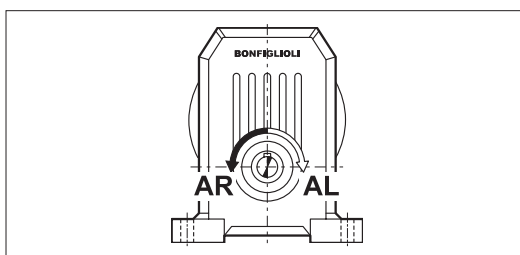
La specifica comporta la conduzione di verifiche di conformità all'ordine, controlli visivi generali e verifiche strumentali delle dimensioni di accoppiamento. Sono inoltre condotti controlli generali di funzionamento a vuoto e verifiche della funzionalità delle guarnizioni di tenuta in modalità statica e in funzionamento. Il collaudo si applica ad un campione statistico del lotto di spedizione.

70.2 Opzioni motori

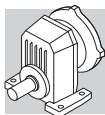
AL, AR

Per i motoriduttori equipaggiati con motore integrale serie M, ME o MX, è disponibile l'opzione antiretro collocata sul motore stesso e descritta nella sezione motori elettrici di questo catalogo. La tabella seguente mostra il senso di rotazione libera del riduttore in base alla quale dovrà essere effettuata la scelta dell'opzione.

(E 63)



Per ulteriori informazioni sulle opzioni, consultare i relativi capitoli nella sezione motori elettrici.



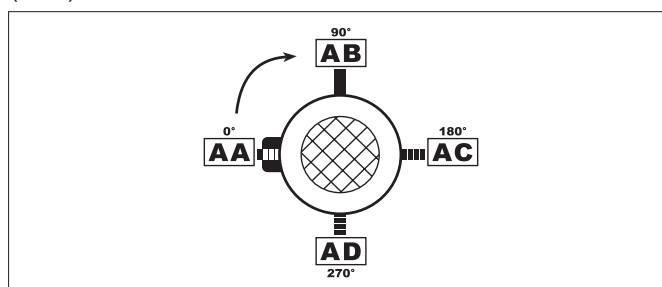
71 POSIZIONI DI MONTAGGIO E ORIENTAMENTO MORSETTIERA

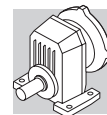
Gli orientamenti delle morsettiere dei motori sono identificati osservando il motore dal lato ventola; l'orientamento standard è evidenziato in nero (W).

Posizione angolare leva di sblocco freno.

Nei motori autofrenanti, la leva di sblocco freno (se richiesta) ha l'orientamento standard a 90° rispetto alla morsettiera (posizione AB); specificare con relative opzioni qualora l'orientamento desiderato sia diverso.

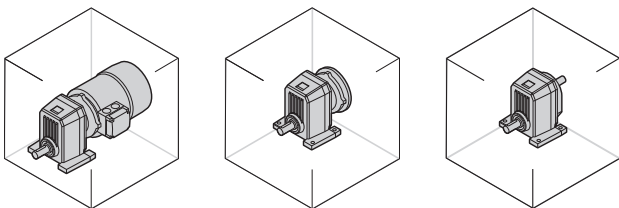
(E 64)





S ... P

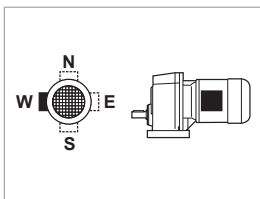
B3



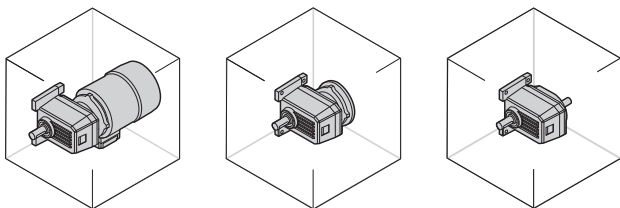
_S

_P(IEC)

_HS



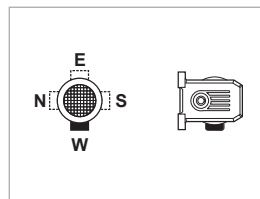
B6



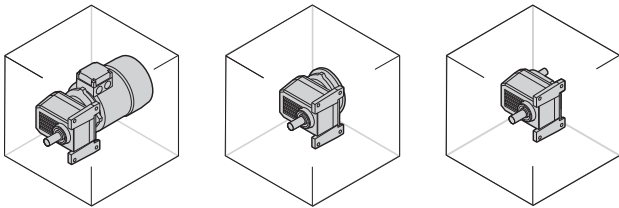
_S

_P(IEC)

_HS



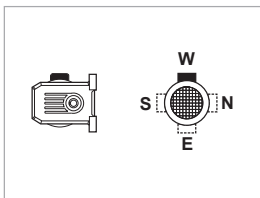
B7



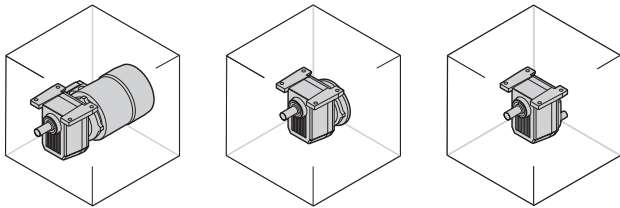
_S

_P(IEC)

_HS



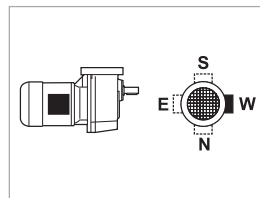
B8



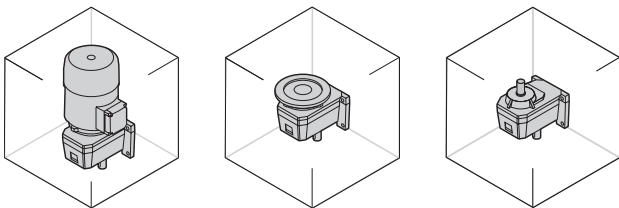
_S

_P(IEC)

_HS



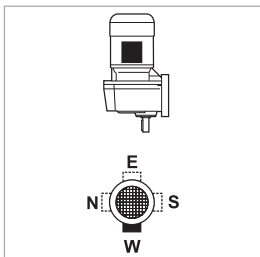
V5



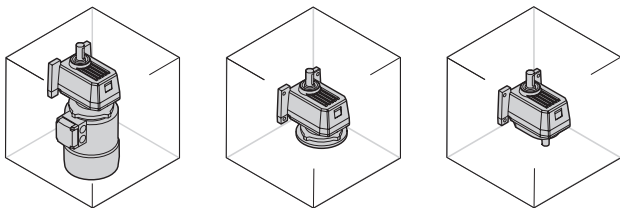
_S

_P(IEC)

_HS



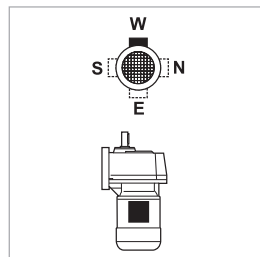
V6



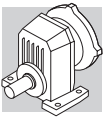
_S

_P(IEC)

_HS

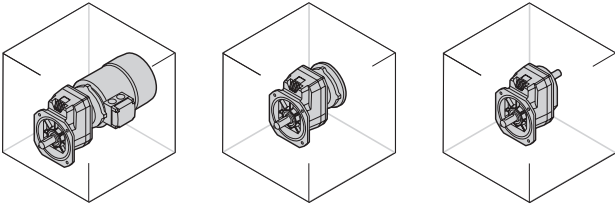


W = Default



S ... F

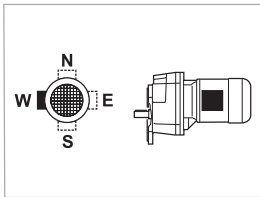
B5



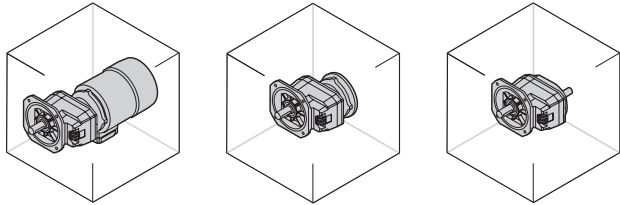
_S

_P(IEC)

_HS



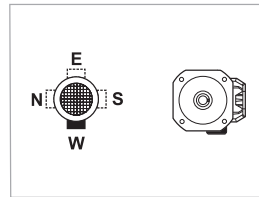
B51



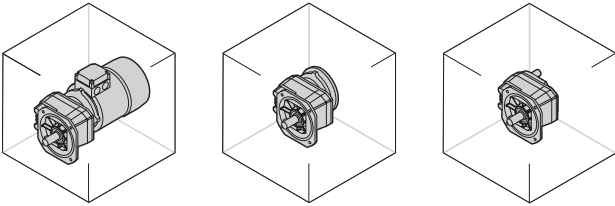
_S

_P(IEC)

_HS



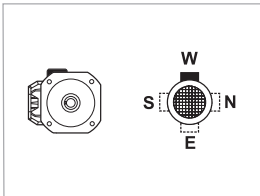
B53



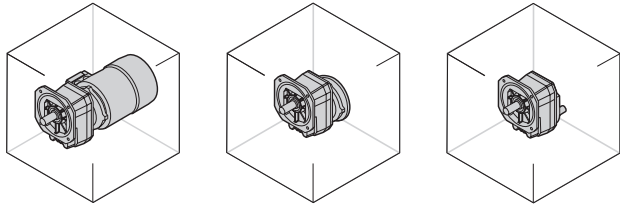
_S

_P(IEC)

_HS



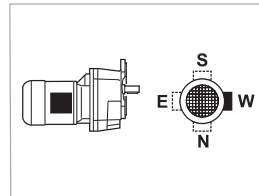
B52



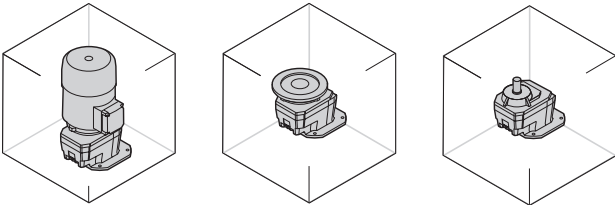
_S

_P(IEC)

_HS



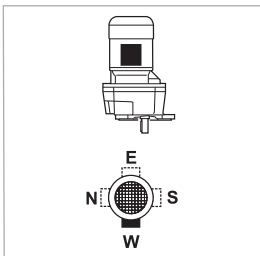
V1



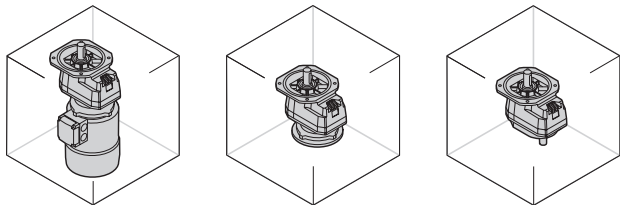
_S

_P(IEC)

_HS



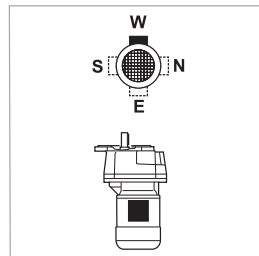
V3



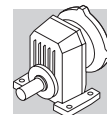
_S

_P(IEC)

_HS



W = Default



72 CARICHI RADIALI

Organi di trasmissione calettati sugli alberi di ingresso e/o di uscita del riduttore generano forze la cui risultante agisce in senso radiale sull'albero stesso.

L'entità di questi carichi deve essere compatibile con la capacità di sopportazione del sistema albero-cuscinetti del riduttore, in particolare il valore assoluto del carico applicato (R_{c1} per albero di ingresso, R_{c2} per albero di uscita) deve essere inferiore al valore nominale (R_{n1} per albero di ingresso, R_{n2} per albero di uscita) riportato nelle tabelle dati tecnici.

Nelle formule che seguono l'indice (1) si riferisce a grandezze relative all'albero veloce, l'indice (2) all'albero lento.

Il carico generato da una trasmissione esterna può essere calcolato, con buona approssimazione, tramite la formula seguente:

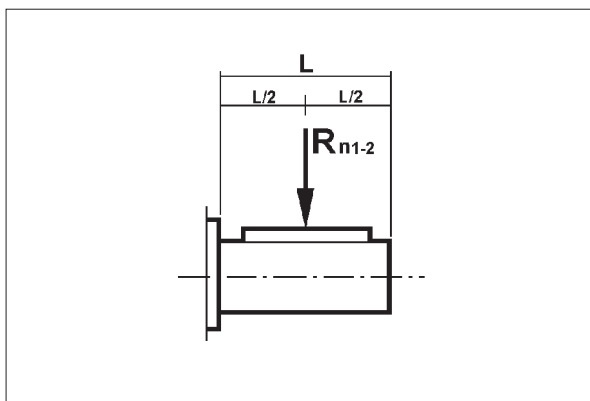
$$R_{c1} [N] = \frac{2000 \cdot M_1 [Nm] \cdot K_r}{d [mm]} \quad ; \quad R_{c2} [N] = \frac{2000 \cdot M_2 [Nm] \cdot K_r}{d [mm]} \quad (44)$$

(E 65)

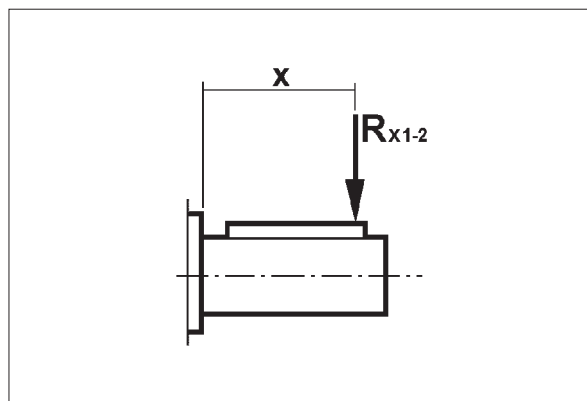
M_1 [Nm]	Coppia applicata all'albero veloce	$K_r = 1,25$	Trasmissione con ingranaggio
M_2 [Nm]	Coppia erogata all'albero lento	$K_r = 1,5$	Trasmissione a cinghia trapezoidale
d [mm]	Diametro primitivo dell'organo calettato sull'albero	$K_r = 2,0$	Trasmissione a cinghia piatta
$K_r = 1$	Trasmissione con catena		

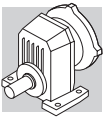
In base al punto di applicazione del carico sull'albero la verifica di compatibilità procederà in modi diversi e in particolare:

(E 66)



(E 67)





a) Applicazione in mezzeria, tab. (E66)

Il carico precedentemente calcolato si dovrà confrontare con il corrispondente valore nominale esposto a catalogo e dovrà verificarsi:

$$R_{c1} \leq R_{n1} \quad [\text{albero veloce}]$$

oppure

$$R_{c2} \leq R_{n2} \quad [\text{albero lento}]$$

b) Applicazione spostata dalla mezzeria, tab. (E67)

L'applicazione del carico ad una distanza "x" dalla battuta dell'albero comporta il ricalcolo del valore ammissibile a detta distanza.

Il nuovo valore è individuato con i simboli R_{x1} (ingresso) e R_{x2} (uscita) e si ricava dai valori di catalogo, rispettivamente R_{n1} e R_{n2} , tramite l'elaborazione del fattore:

$$\frac{a}{b+x} \quad (45)$$

(E 68)

	Costanti del riduttore					
	Albero lento			Albero veloce		
	a	b	c	a	b	c
S 10 1	61	46	200	21	1	300
S 20 1	73.5	53.5	270	40	20	350
S 30 1	91.5	66.5	380	38.5	18.5	350
S 40 1	126.5	96.5	600	49.5	24.5	450
S 50 1	153.5	113.5	680	49.5	24.5	450

La procedura di verifica comporta passi successivi che sono qui descritti.

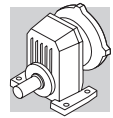
ALBERO VELOCE

1. Calcolo di:

$$R_{x1} = R_{n1} \cdot \frac{a}{b+x} \quad (46)$$

N.B. A condizione che:

$$\frac{L}{2} \leq x \leq c \quad (47)$$



Infine si dovrà verificare che:

$$R_{c1} \leq R_{x1} \quad (48)$$

ALBERO LENTO

1. Calcolo di:

$$R_{x2} = R_{n2} \cdot \frac{a}{b+x} \quad (49)$$

N.B. A condizione che:

$$\frac{L}{2} \leq x \leq c \quad (50)$$

Infine si dovrà verificare che:

$$R_{c2} \leq R_{x2} \quad (51)$$

73 CARICHI ASSIALI, A_{n1} , A_{n2}

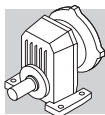
I valori di carico assiale ammissibile sugli alberi veloce $[A_{n1}]$ e lento $[A_{n2}]$ si possono ricavare con riferimento al corrispondente valore di carico radiale $[R_{n1}]$ e $[R_{n2}]$ tramite le espressioni che seguono:

$$\begin{aligned} A_{n1} &= R_{n1} \cdot 0.2 \\ A_{n2} &= R_{n2} \cdot 0.2 \end{aligned} \quad (52)$$

I valori di carico assiale ammissibile così calcolati si riferiscono al caso di forze assiali agenti contemporaneamente ai carichi radiali nominali.

Nel solo caso in cui il valore del carico radiale agente sull'albero del riduttore sia nullo, si può considerare il carico assiale ammissibile $[A_n]$ pari al 50% del valore di carico radiale ammissibile $[R_n]$ sullo stesso albero.





In presenza di carichi assiali eccedenti il valore ammissibile, o di forze assiali fortemente prevalenti sui carichi radiali, è consigliabile contattare il Servizio Tecnico di Bonfiglioli Riduttori per una verifica puntuale.







74 DATI TECNICI MOTORIDUTTORI

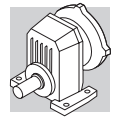
i La scelta dei motori prende in considerazione i requisiti della Direttiva 2009/125/CE (vedi sezione M di questo catalogo). Quando la potenza nominale del motore è inferiore a 0,12kW, possono essere forniti motori BN/M. A partire dal 1 luglio 2021 la Direttiva 2009/125/CE si applicherà anche ai motori dotati di freno e ai motori a 8 poli.

0.09 kW


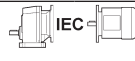
n ₂ min ⁻¹	M ₂ Nm	S	i	R _{n2} N	IE1		IE1	
								
69	12.1	2.9	13.1	2400			S301_13.1 P63 BN63A6	555
73	11.5	1.7	12.4	1500	S201_12.4 S05 M05A6	552	S201_12.4 P63 BN63A6	553
74	11.4	1.1	12.3	1160	S101_12.3 S05 M05A6	550	S101_12.3 P63 BN63A6	551
85	10.0	2.0	10.8	1500	S201_10.8 S05 M05A6	552	S201_10.8 P63 BN63A6	553
88	9.5	1.3	10.3	1100	S101_10.3 S05 M05A6	550	S101_10.3 P63 BN63A6	551
103	8.2	1.5	8.9	1060	S101_8.9 S05 M05A6	550	S101_8.9 P63 BN63A6	551
107	7.9	2.5	8.5	1500	S201_8.5 S05 M05A6	552	S201_8.5 P63 BN63A6	553
132	6.4	2.7	6.9	990	S101_6.9 S05 M05A6	550	S101_6.9 P63 BN63A6	551
149	5.7	3.0	6.1	960	S101_6.1 S05 M05A6	550	S101_6.1 P63 BN63A6	551
193	4.4	3.2	4.7	890	S101_4.7 S05 M05A6	550	S101_4.7 P63 BN63A6	551
237	3.6	3.9	3.8	830	S101_3.8 S05 M05A6	550	S101_3.8 P63 BN63A6	551
284	3.0	4.7	3.2	790	S101_3.2 S05 M05A6	550	S101_3.2 P63 BN63A6	551
364	2.3	5.2	2.5	730	S101_2.5 S05 M05A6	550	S101_2.5 P63 BN63A6	551
485	1.7	6.9	1.9	670	S101_1.9 S05 M05A6	550	S101_1.9 P63 BN63A6	551
640	1.3	9.1	1.4	610	S101_1.4 S05 M05A6	550	S101_1.4 P63 BN63A6	551

0.12 kW



n ₂ min ⁻¹	M ₂ Nm	S	i	R _{n2} N	IE1		IE2		
									
69	16.2	2.2	13.1	2400			S301_13.1 P63 BN63A4	S301_13.1 P63 BE63A4	555
73	15.3	1.3	12.4	1500	S201_12.4 S05 M05B6	552	S201_12.4 P63 BN63B6		553
85	13.3	1.5	10.8	1500	S201_10.8 S05 M05B6	552	S201_10.8 P63 BN63B6		553
88	12.7	2.8	10.3	2400			S301_10.3 P63 BN63B6		555
88	12.7	0.9	10.3	1060	S101_10.3 S05 M05B6	550	S101_10.3 P63 BN63B6		551
102	11.0	3.2	8.9	2400			S301_8.9 P63 BN63B6		555
103	11.0	1.1	8.9	1030	S101_8.9 S05 M05B6	550	S101_8.9 P63 BN63B6		551
107	10.5	2.8	13.1	2400			S301_13.1 P63 BN63B6		555
107	10.5	1.9	8.5	1500	S201_8.5 S05 M05B6	552	S201_8.5 P63 BN63B6		553
113	10.0	1.7	12.4	1500	S201_12.4 S05 M05A4	552	S201_12.4 P63 BN63A4	S201_12.4 P63 BE63A4	553
114	9.9	1.0	12.3	1000	S101_12.3 S05 M05A4	550	S101_12.3 P63 BN63A4	S101_12.3 P63 BE63A4	551
126	8.9	3.4	7.2	1500	S201_7.2 S05 M05B6	552	S201_7.2 P63 BN63B6		553
130	8.6	2.0	10.8	1500	S201_10.8 S05 M05A4	552	S201_10.8 P63 BN63A4	S201_10.8 P63 BE63A4	553
132	8.5	2.0	6.9	960	S101_6.9 S05 M05B6	550	S101_6.9 P63 BN63B6		551
136	8.3	1.2	10.3	960	S101_10.3 S05 M05A4	550	S101_10.3 P63 BN63A4	S101_10.3 P63 BE63A4	551
149	7.5	2.3	6.1	940	S101_6.1 S05 M05B6	550	S101_6.1 P63 BN63B6		551

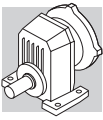


0.12 kW

n ₂ min ⁻¹	M ₂ Nm	S	i	R _{n2} N						
					IE1	IE2		IE1	IE2	
158	7.1	1.4	8.9	920	S101_8.9 S05 M05A4	S101_8.9 S05 ME05A4	550	S101_8.9 P63 BN63A4	S101_8.9 P63 BE63A4	551
165	6.8	2.5	8.5	1500	S201_8.5 S05 M05A4	S201_8.5 S05 ME05A4	552	S201_8.5 P63 BN63A4	S201_8.5 P63 BE63A4	553
193	5.8	2.4	4.7	870	S101_4.7 S05 M05B6		550	S101_4.7 P63 BN63B6		551
203	5.5	2.7	6.9	860	S101_6.9 S05 M05A4	S101_6.9 S05 ME05A4	550	S101_6.9 P63 BN63A4	S101_6.9 P63 BE63A4	551
229	4.9	3.1	6.1	830	S101_6.1 S05 M05A4	S101_6.1 S05 ME05A4	550	S101_6.1 P63 BN63A4	S101_6.1 P63 BE63A4	551
237	4.7	2.9	3.8	820	S101_3.8 S05 M05B6		550	S101_3.8 P63 BN63B6		551
284	3.9	3.5	3.2	780	S101_3.2 S05 M05B6		550	S101_3.2 P63 BN63B6		551
296	3.8	3.2	4.7	770	S101_4.7 S05 M05A4	S101_4.7 S05 ME05A4	550	S101_4.7 P63 BN63A4	S101_4.7 P63 BE63A4	551
364	3.1	3.9	3.8	720	S101_3.8 S05 M05A4	S101_3.8 S05 ME05A4	550	S101_3.8 P63 BN63A4	S101_3.8 P63 BE63A4	551
364	3.1	3.9	2.5	720	S101_2.5 S05 M05B6		550	S101_2.5 P63 BN63B6		551
438	2.6	4.7	3.2	680	S101_3.2 S05 M05A4	S101_3.2 S05 ME05A4	550	S101_3.2 P63 BN63A4	S101_3.2 P63 BE63A4	551
485	2.3	5.2	1.9	660	S101_1.9 S05 M05B6		550	S101_1.9 P63 BN63B6		551
560	2.0	5.0	2.5	630	S101_2.5 S05 M05A4	S101_2.5 S05 ME05A4	550	S101_2.5 P63 BN63A4	S101_2.5 P63 BE63A4	551
640	1.8	6.8	1.4	600	S101_1.4 S05 M05B6		550	S101_1.4 P63 BN63B6		551
747	1.5	6.6	1.9	580	S101_1.9 S05 M05A4	S101_1.9 S05 ME05A4	550	S101_1.9 P63 BN63A4	S101_1.9 P63 BE63A4	551
985	1.1	8.8	1.4	530	S101_1.4 S05 M05A4	S101_1.4 S05 ME05A4	550	S101_1.4 P63 BN63A4	S101_1.4 P63 BE63A4	551

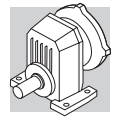
0.12 kW

n ₂ min ⁻¹	M ₂ Nm	S	i	R _{n2} N						
					IE3	IE3		IE3	IE3	
69	16.2	2.2	13.1	2400				S301_13.1 P63 BXN63MA4		555
73	15.3	1.3	12.4	1500						
85	13.3	1.5	10.8	1500						
88	12.7	2.8	10.3	2400						
88	12.7	0.9	10.3	1060						
102	11.0	3.2	8.9	2400						
103	11.0	1.1	8.9	1030						
107	10.5	2.8	13.1	2400						
107	10.5	1.9	8.5	1500						
113	10.0	1.7	12.4	1500	S201_12.4 S05 MXN05A4		552	S201_12.4 P63 BXN63MA4		553
114	9.9	1.0	12.3	1000	S101_12.3 S05 MXN05A4		550	S101_12.3 P63 BXN63MA4		551
126	8.9	3.4	7.2	1500						
130	8.6	2.0	10.8	1500	S201_10.8 S05 MXN05A4		552	S201_10.8 P63 BXN63MA4		553
132	8.5	2.0	6.9	960						
136	8.3	1.2	10.3	960	S101_10.3 S05 MXN05A4		550	S101_10.3 P63 BXN63MA4		551
149	7.5	2.3	6.1	940						
158	7.1	1.4	8.9	920	S101_8.9 S05 MXN05A4		550	S101_8.9 P63 BXN63MA4		551
165	6.8	2.5	8.5	1500	S201_8.5 S05 MXN05A4		552	S201_8.5 P63 BXN63MA4		553
193	5.8	2.4	4.7	870						
203	5.5	2.7	6.9	860	S101_6.9 S05 MXN05A4		550	S101_6.9 P63 BXN63MA4		551
229	4.9	3.1	6.1	830	S101_6.1 S05 MXN05A4		550	S101_6.1 P63 BXN63MA4		551
237	4.7	2.9	3.8	820						
284	3.9	3.5	3.2	780						
296	3.8	3.2	4.7	770	S101_4.7 S05 MXN05A4		550	S101_4.7 P63 BXN63MA4		551
364	3.1	3.9	3.8	720	S101_3.8 S05 MXN05A4		550	S101_3.8 P63 BXN63MA4		551
364	3.1	3.9	2.5	720						
438	2.6	4.7	3.2	680	S101_3.2 S05 MXN05A4		550	S101_3.2 P63 BXN63MA4		551
485	2.3	5.2	1.9	660						
560	2.0	5.0	2.5	630	S101_2.5 S05 MXN05A4		550	S101_2.5 P63 BXN63MA4		551
640	1.8	6.8	1.4	600						
747	1.5	6.6	1.9	580	S101_1.9 S05 MXN05A4		550	S101_1.9 P63 BXN63MA4		551
985	1.1	8.8	1.4	530	S101_1.4 S05 MXN05A4		550	S101_1.4 P63 BXN63MA4		551





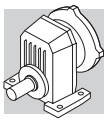
0.18 kW

n ₂ min-1	M ₂ Nm	S	i	R _{n2} N						
					IE1	IE2		IE1	IE2	
69	24.6	1.4	13.1	2400				S301_13.1 P71 BN71A6		555
73	23.2	2.5	12.4	3800	S401_12.4 S1 M1SC6		556	S401_12.4 P71 BN71A6		557
84	20.1	1.0	10.8	1500				S201_10.8 P71 BN71A6		553
84	20.0	2.9	10.7	3800	S401_10.7 S1 M1SC6		556	S401_10.7 P71 BN71A6		557
87	19.3	1.8	10.3	2400	S301_10.3 S1 M1SC6		554	S301_10.3 P71 BN71A6		555
101	16.6	2.1	8.9	2400	S301_8.9 S1 M1SC6		554	S301_8.9 P71 BN71A6		555
106	15.9	1.3	8.5	1500	S201_8.5 S1 M1SC6		552	S201_8.5 P71 BN71A6		553
106	15.9	1.9	13.1	2400				S301_13.1 P63 BN63B4	S301_13.1 P63 BE63B4	555
112	15.1	1.1	12.4	1500	S201_12.4 S05 M05B4	S201_12.4 S05 ME05B4	552	S201_12.4 P63 BN63B4	S201_12.4 P63 BE63B4	553
112	15.0	3.3	12.4	3800				S401_12.4 P63 BN63B4	S401_12.4 P63 BE63B4	557
125	13.5	2.2	7.2	1500	S201_7.2 S1 M1SC6		552	S201_7.2 P71 BN71A6		553
129	13.0	1.3	10.8	1500	S201_10.8 S05 M05B4	S201_10.8 S05 ME05B4	552	S201_10.8 P63 BN63B4	S201_10.8 P63 BE63B4	553
130	12.9	1.3	6.9	910	S101_6.9 S1 M1SC6		550	S101_6.9 P71 BN71A6		551
135	12.5	2.4	10.3	2330				S301_10.3 P63 BN63B4	S301_10.3 P63 BE63B4	555
147	11.4	1.5	6.1	890	S101_6.1 S1 M1SC6		550	S101_6.1 P71 BN71A6		551
155	10.9	2.8	5.8	1500	S201_5.8 S1 M1SC6		552	S201_5.8 P71 BN71A6		553
156	10.8	2.8	8.9	2230				S301_8.9 P63 BN63B4	S301_8.9 P63 BE63B4	555
157	10.8	0.9	8.9	880	S101_8.9 S05 M05B4	S101_8.9 S05 ME05B4	550	S101_8.9 P63 BN63B4	S101_8.9 P63 BE63B4	551
164	10.3	1.7	8.5	1500	S201_8.5 S05 M05B4	S201_8.5 S05 ME05B4	552	S201_8.5 P63 BN63B4	S201_8.5 P63 BE63B4	553
189	8.9	3.4	4.8	1500	S201_4.8 S1 M1SC6		552	S201_4.8 P71 BN71A6		553
190	8.8	1.6	4.7	830	S101_4.7 S1 M1SC6		550	S101_4.7 P71 BN71A6		551
192	8.8	3.0	7.2	1500	S201_7.2 S05 M05B4	S201_7.2 S05 ME05B4	552	S201_7.2 P63 BN63B4	S201_7.2 P63 BE63B4	553
201	8.4	1.8	6.9	820	S101_6.9 S05 M05B4	S101_6.9 S05 ME05B4	550	S101_6.9 P63 BN63B4	S101_6.9 P63 BE63B4	551
214	7.9	3.1	13.1	2020				S301_13.1 P63 BN63A2		555
226	7.5	1.7	12.4	1480	S201_12.4 S05 M05A2		552	S201_12.4 P63 BN63A2		553
227	7.4	2.0	6.1	800	S101_6.1 S05 M05B4	S101_6.1 S05 ME05B4	550	S101_6.1 P63 BN63B4	S101_6.1 P63 BE63B4	551
228	7.4	1.1	12.3	800	S101_12.3 S05 M05A2		550	S101_12.3 P63 BN63A2		551
234	7.2	1.9	3.8	790	S101_3.8 S1 M1SC6		550	S101_3.8 P71 BN71A6		551
261	6.4	2.0	10.8	1420	S201_10.8 S05 M05A2		552	S201_10.8 P63 BN63A2		553
273	6.2	1.3	10.3	760	S101_10.3 S05 M05A2		550	S101_10.3 P63 BN63A2		551
281	6.0	2.3	3.2	750	S101_3.2 S1 M1SC6		550	S101_3.2 P71 BN71A6		551
294	5.7	2.1	4.7	750	S101_4.7 S05 M05B4	S101_4.7 S05 ME05B4	550	S101_4.7 P63 BN63B4	S101_4.7 P63 BE63B4	551
317	5.3	1.5	8.9	730	S101_8.9 S05 M05A2		550	S101_8.9 P63 BN63A2		551
331	5.1	2.6	8.5	1320	S201_8.5 S05 M05A2		552	S201_8.5 P63 BN63A2		553
360	4.7	2.6	2.5	700	S101_2.5 S1 M1SC6		550	S101_2.5 P71 BN71A6		551
361	4.7	2.6	3.8	700	S101_3.8 S05 M05B4	S101_3.8 S05 ME05B4	550	S101_3.8 P63 BN63B4	S101_3.8 P63 BE63B4	551
407	4.1	2.9	6.9	680	S101_6.9 S05 M05A2		550	S101_6.9 P63 BN63A2		551
434	3.9	3.1	3.2	670	S101_3.2 S05 M05B4	S101_3.2 S05 ME05B4	550	S101_3.2 P63 BN63B4	S101_3.2 P63 BE63B4	551
460	3.7	3.3	6.1	660	S101_6.1 S05 M05A2		550			
480	3.5	3.4	1.9	640	S101_1.9 S1 M1SC6		550	S101_1.9 P71 BN71A6		551
556	3.0	3.3	2.5	620	S101_2.5 S05 M05B4	S101_2.5 S05 ME05B4	550	S101_2.5 P63 BN63B4	S101_2.5 P63 BE63B4	551
594	2.8	3.5	4.7	610	S101_4.7 S05 M05A2		550	S101_4.7 P63 BN63A2		551
633	2.7	4.5	1.4	590	S101_1.4 S1 M1SC6		550	S101_1.4 P71 BN71A6		551
731	2.3	4.3	3.8	570	S101_3.8 S05 M05A2		550	S101_3.8 P63 BN63A2		551
741	2.3	4.4	1.9	570	S101_1.9 S05 M05B4	S101_1.9 S05 ME05B4	550	S101_1.9 P63 BN63B4	S101_1.9 P63 BE63B4	551
878	1.9	5.2	3.2	540	S101_3.2 S05 M05A2		550	S101_3.2 P63 BN63A2		551
978	1.7	5.8	1.4	520	S101_1.4 S05 M05B4	S101_1.4 S05 ME05B4	550	S101_1.4 P63 BN63B4	S101_1.4 P63 BE63B4	551
1124	1.5	5.3	2.5	500	S101_2.5 S05 M05A2		550	S101_2.5 P63 BN63A2		551
1499	1.1	7.1	1.9	460	S101_1.9 S05 M05A2		550	S101_1.9 P63 BN63A2		551
1977	0.9	9.4	1.4	420	S101_1.4 S05 M05A2		550	S101_1.4 P63 BN63A2		551



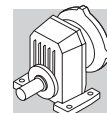
0.18 kW

n ₂ min ⁻¹	M ₂ Nm	S	i	R _{n2} N	 IE3		 IE3	
69	24.6	1.4	13.1	2400				
73	23.2	2.5	12.4	3800				
84	20.1	1.0	10.8	1500				
84	20.0	2.9	10.7	3800				
87	19.3	1.8	10.3	2400				
101	16.6	2.1	8.9	2400				
106	15.9	1.3	8.5	1500				
106	15.9	1.9	13.1	2400			S301_13.1 P63 BXN63MB4	555
112	15.1	1.1	12.4	1500	S201_12.4 S05 MXN05B4	552	S201_12.4 P63 BXN63MB4	553
112	15.0	3.3	12.4	3800			S401_12.4 P63 BXN63MB4	557
125	13.5	2.2	7.2	1500				
129	13.0	1.3	10.8	1500	S201_10.8 S05 MXN05B4	552	S201_10.8 P63 BXN63MB4	553
130	12.9	1.3	6.9	910				
135	12.5	2.4	10.3	2330			S301_10.3 P63 BXN63MB4	555
147	11.4	1.5	6.1	890				
155	10.9	2.8	5.8	1500				
156	10.8	2.8	8.9	2230			S301_8.9 P63 BXN63MB4	555
157	10.8	0.9	8.9	880	S101_8.9 S05 MXN05B4	550	S101_8.9 P63 BXN63MB4	551
164	10.3	1.7	8.5	1500	S201_8.5 S05 MXN05B4	552	S201_8.5 P63 BXN63MB4	553
189	8.9	3.4	4.8	1500				
190	8.8	1.6	4.7	830				
192	8.8	3.0	7.2	1500	S201_7.2 S05 MXN05B4	552	S201_7.2 P63 BXN63MB4	553
201	8.4	1.8	6.9	820	S101_6.9 S05 MXN05B4	550	S101_6.9 P63 BXN63MB4	551
214	7.9	3.1	13.1	2020				
226	7.5	1.7	12.4	1480				
227	7.4	2.0	6.1	800	S101_6.1 S05 MXN05B4	550	S101_6.1 P63 BXN63MB4	551
228	7.4	1.1	12.3	800				
234	7.2	1.9	3.8	790				
261	6.4	2.0	10.8	1420				
273	6.2	1.3	10.3	760				
281	6.0	2.3	3.2	750				
294	5.7	2.1	4.7	750	S101_4.7 S05 MXN05B4	550	S101_4.7 P63 BXN63MB4	551
317	5.3	1.5	8.9	730				
331	5.1	2.6	8.5	1320				
360	4.7	2.6	2.5	700				
361	4.7	2.6	3.8	700	S101_3.8 S05 MXN05B4	550	S101_3.8 P63 BXN63MB4	551
407	4.1	2.9	6.9	680				
434	3.9	3.1	3.2	670	S101_3.2 S05 MXN05B4	550	S101_3.2 P63 BXN63MB4	551
460	3.7	3.3	6.1	660				
480	3.5	3.4	1.9	640				
556	3.0	3.3	2.5	620	S101_2.5 S05 MXN05B4	550	S101_2.5 P63 BXN63MB4	551
594	2.8	3.5	4.7	610				
633	2.7	4.5	1.4	590				
731	2.3	4.3	3.8	570				
741	2.3	4.4	1.9	570	S101_1.9 S05 MXN05B4	550	S101_1.9 P63 BXN63MB4	551
878	1.9	5.2	3.2	540				
978	1.7	5.8	1.4	520	S101_1.4 S05 MXN05B4	550	S101_1.4 P63 BXN63MB4	551
1124	1.5	5.3	2.5	500				
1499	1.1	7.1	1.9	460				
1977	0.9	9.4	1.4	420			S101_1.4 P63 BN63A2	551



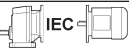



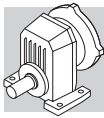
0.25 kW

n ₂ min-1	M ₂ Nm	S	i	R _{n2} N						
					IE1	IE2	IE1	IE2		
69	34.1	1.0	13.1	2400						
70	33.5	3.0	12.9	6520	S501_12.9 S1 M1SD6		558	S501_12.9 P71 BN71B6		559
73	32.2	1.8	12.4	3800	S401_12.4 S1 M1SD6		556	S401_12.4 P71 BN71B6		557
84	27.7	2.1	10.7	3800	S401_10.7 S1 M1SD6		556	S401_10.7 P71 BN71B6		557
87	26.8	1.3	10.3	2400	S301_10.3 S1 M1SD6		554	S301_10.3 P71 BN71B6		555
101	23.1	1.5	8.9	2400	S301_8.9 S1 M1SD6		554	S301_8.9 P71 BN71B6		555
104	22.5	3.1	8.6	3800	S401_8.6 S1 M1SD6		556	S401_8.6 P71 BN71B6		557
105	22.3	1.3	13.1	2400				S301_13.1 P71 BN71A4	S301_13.1 P71 BE71A4	555
106	22.1	0.9	8.5	1500	S201_8.5 S1 M1SD6		552	S201_8.5 P71 BN71B6		553
111	21.1	2.4	12.4	3800				S401_12.4 P71 BN71A4	S401_12.4 P71 BE71A4	557
125	18.8	1.6	7.2	1500	S201_7.2 S1 M1SD6		552	S201_7.2 P71 BN71B6		553
127	18.4	3.1	7.1	2340	S301_7.1 S1 M1SD6		554	S301_7.1 P71 BN71B6		555
128	18.3	0.9	10.8	1500	S201_10.8 S05 M05C4	S201_10.8 S1 ME1SA4	552	S201_10.8 P71 BN71A4	S201_10.8 P71 BE71A4	553
129	18.2	2.8	10.7	3800				S401_10.7 P71 BN71A4	S401_10.7 P71 BE71A4	557
130	17.9	0.9	6.9	850	S101_6.9 S1 M1SD6		550	S101_6.9 P71 BN71B6		551
133	17.5	1.7	10.3	2300				S301_10.3 P71 BN71A4	S301_10.3 P71 BE71A4	555
147	15.9	1.1	6.1	840	S101_6.1 S1 M1SD6		550	S101_6.1 P71 BN71B6		551
155	15.1	2.0	5.8	1500	S201_5.8 S1 M1SD6		552	S201_5.8 P71 BN71B6		553
155	15.1	2.0	8.9	2200				S301_8.9 P71 BN71A4	S301_8.9 P71 BE71A4	555
162	14.5	1.2	8.5	1500	S201_8.5 S05 M05C4	S201_8.5 S1 ME1SA4	552	S201_8.5 P71 BN71A4	S201_8.5 P71 BE71A4	553
189	12.4	2.4	4.8	1500	S201_4.8 S1 M1SD6		552	S201_4.8 P71 BN71B6		553
190	12.3	1.1	4.7	790	S101_4.7 S1 M1SD6		550	S101_4.7 P71 BN71B6		551
190	12.3	2.1	7.2	1500	S201_7.2 S05 M05C4	S201_7.2 S1 ME1SA4	552	S201_7.2 P71 BN71A4	S201_7.2 P71 BE71A4	553
199	11.7	1.3	6.9	780	S101_6.9 S05 M05C4	S101_6.9 S1 ME1SA4	550	S101_6.9 P71 BN71A4	S101_6.9 P71 BE71A4	551
214	10.9	2.2	13.1	2000				S301_13.1 P63 BN63B2		555
225	10.4	1.4	6.1	770	S101_6.1 S05 M05C4	S101_6.1 S1 ME1SA4	550	S101_6.1 P71 BN71A4	S101_6.1 P71 BE71A4	551
226	10.3	1.3	12.4	1450	S201_12.4 S05 M05B2		552	S201_12.4 P63 BN63B2		553
229	10.2	2.9	3.9	1440	S201_3.9 S1 M1SD6		552	S201_3.9 P71 BN71B6		553
234	10.0	1.4	3.8	750	S101_3.8 S1 M1SD6		550	S101_3.8 P71 BN71B6		551
236	9.9	2.6	5.8	1430	S201_5.8 S05 M05C4	S201_5.8 S1 ME1SA4	552	S201_5.8 P71 BN71A4	S201_5.8 P71 BE71A4	553
261	9.0	1.5	10.8	1390	S201_10.8 S05 M05B2		552	S201_10.8 P63 BN63B2		553
273	8.6	2.8	10.3	1860				S301_10.3 P63 BN63B2		555
273	8.6	0.9	10.3	730	S101_10.3 S05 M05B2		550	S101_10.3 P63 BN63B2		551
281	8.3	1.7	3.2	720	S101_3.2 S1 M1SD6		550	S101_3.2 P71 BN71B6		551
288	8.1	3.2	4.8	1350	S201_4.8 S05 M05C4	S201_4.8 S1 ME1SA4	552	S201_4.8 P71 BN71A4	S201_4.8 P71 BE71A4	553
291	8.0	1.5	4.7	720	S101_4.7 S05 M05C4	S101_4.7 S1 ME1SA4	550	S101_4.7 P71 BN71A4	S101_4.7 P71 BE71A4	551
316	7.4	3.2	8.9	1770				S301_8.9 P63 BN63B2		555
317	7.4	1.1	8.9	710	S101_8.9 S05 M05B2		550	S101_8.9 P63 BN63B2		551
331	7.1	1.8	8.5	1300	S201_8.5 S05 M05B2		552	S201_8.5 P63 BN63B2		553
358	6.5	1.8	3.8	680	S101_3.8 S05 M05C4	S101_3.8 S1 ME1SA4	550	S101_3.8 P71 BN71A4	S101_3.8 P71 BE71A4	551
360	6.5	1.8	2.5	680	S101_2.5 S1 M1SD6		550	S101_2.5 P71 BN71B6		551
389	6.0	3.5	7.2	1240	S201_7.2 S05 M05B2		552	S201_7.2 P63 BN63B2		553
407	5.7	2.1	6.9	660	S101_6.9 S05 M05B2		550	S101_6.9 P63 BN63B2		551
430	5.4	2.2	3.2	650	S101_3.2 S05 M05C4	S101_3.2 S1 ME1SA4	550	S101_3.2 P71 BN71A4	S101_3.2 P71 BE71A4	551
460	5.1	2.4	6.1	640	S101_6.1 S05 M05B2		550	S101_6.1 P63 BN63B2		551
480	4.9	2.5	1.9	620	S101_1.9 S1 M1SD6		550	S101_1.9 P71 BN71B6		551
550	4.3	2.4	2.5	610	S101_2.5 S05 M05C4	S101_2.5 S1 ME1SA4	550	S101_2.5 P71 BN71A4	S101_2.5 P71 BE71A4	551
594	3.9	2.5	4.7	600	S101_4.7 S05 M05B2		550	S101_4.7 P63 BN63B2		551
633	3.7	3.2	1.4	580	S101_1.4 S1 M1SD6		550	S101_1.4 P71 BN71B6		551
731	3.2	3.1	3.8	560	S101_3.8 S05 M05B2		550	S101_3.8 P63 BN63B2		551
733	3.2	3.1	1.9	560	S101_1.9 S05 M05C4	S101_1.9 S1 ME1SA4	550	S101_1.9 P71 BN71A4	S101_1.9 P71 BE71A4	551
878	2.7	3.8	3.2	530	S101_3.2 S05 M05B2		550	S101_3.2 P63 BN63B2		551
968	2.4	4.1	1.4	510	S101_1.4 S05 M05C4	S101_1.4 S1 ME1SA4	550	S101_1.4 P71 BN71A4	S101_1.4 P71 BE71A4	551
1124	2.1	3.8	2.5	500	S101_2.5 S05 M05B2		550	S101_2.5 P63 BN63B2		551
1499	1.6	5.1	1.9	450	S101_1.9 S05 M05B2		550	S101_1.9 P63 BN63B2		551
1977	1.2	6.8	1.4	420	S101_1.4 S05 M05B2		550	S101_1.4 P63 BN63B2		551



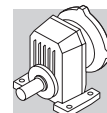
0.25 kW

n_2 min ⁻¹	M_2 Nm	S	i	R_{n2} N	 IE3	 IE3	 IE3	
69	34.1	1.0	13.1	2400				
70	33.5	3.0	12.9	6520				
73	32.2	1.8	12.4	3800				
84	27.7	2.1	10.7	3800				
87	26.8	1.3	10.3	2400				
101	23.1	1.5	8.9	2400				
104	22.5	3.1	8.6	3800				
105	22.3	1.3	13.1	2400			S301_13.1 P71 BXN71MA4	555
106	22.1	0.9	8.5	1500				
111	21.1	2.4	12.4	3800			S401_12.4 P71 BXN71MA4	557
125	18.8	1.6	7.2	1500				
127	18.4	3.1	7.1	2340				
128	18.3	0.9	10.8	1500	S201_10.8 S10 MXN10A4	552	S201_10.8 P71 BXN71MA4	553
129	18.2	2.8	10.7	3800			S401_10.7 P71 BXN71MA4	557
130	17.9	0.9	6.9	850				
133	17.5	1.7	10.3	2300			S301_10.3 P71 BXN71MA4	555
147	15.9	1.1	6.1	840				
155	15.1	2.0	5.8	1500				
155	15.1	2.0	8.9	2200			S301_8.9 P71 BXN71MA4	555
162	14.5	1.2	8.5	1500	S201_8.5 S10 MXN10A4	552	S201_8.5 P71 BXN71MA4	553
189	12.4	2.4	4.8	1500				
190	12.3	1.1	4.7	790				
190	12.3	2.1	7.2	1500	S201_7.2 S10 MXN10A4	552	S201_7.2 P71 BXN71MA4	553
199	11.7	1.3	6.9	780	S101_6.9 S10 MXN10A4	550	S101_6.9 P71 BXN71MA4	551
214	10.9	2.2	13.1	2000				
225	10.4	1.4	6.1	770	S101_6.1 S10 MXN10A4	550	S101_6.1 P71 BXN71MA4	551
226	10.3	1.3	12.4	1450				
229	10.2	2.9	3.9	1440				
234	10.0	1.4	3.8	750				
236	9.9	2.6	5.8	1430	S201_5.8 S10 MXN10A4	552	S201_5.8 P71 BXN71MA4	553
261	9.0	1.5	10.8	1390				
273	8.6	2.8	10.3	1860				
273	8.6	0.9	10.3	730				
281	8.3	1.7	3.2	720				
288	8.1	3.2	4.8	1350	S201_4.8 S10 MXN10A4	552	S201_4.8 P71 BXN71MA4	553
291	8.0	1.5	4.7	720	S101_4.7 S10 MXN10A4	550	S101_4.7 P71 BXN71MA4	551
316	7.4	3.2	8.9	1770				
317	7.4	1.1	8.9	710				
331	7.1	1.8	8.5	1300				
358	6.5	1.8	3.8	680	S101_3.8 S10 MXN10A4	550	S101_3.8 P71 BXN71MA4	551
360	6.5	1.8	2.5	680				
389	6.0	3.5	7.2	1240				
407	5.7	2.1	6.9	660				
430	5.4	2.2	3.2	650	S101_3.2 S10 MXN10A4	550	S101_3.2 P71 BXN71MA4	551
460	5.1	2.4	6.1	640				
480	4.9	2.5	1.9	620				
550	4.3	2.4	2.5	610	S101_2.5 S10 MXN10A4	550	S101_2.5 P71 BXN71MA4	551
594	3.9	2.5	4.7	600		550		
633	3.7	3.2	1.4	580		550		
731	3.2	3.1	3.8	560		550		
733	3.2	3.1	1.9	560	S101_1.9 S10 MXN10A4	550	S101_1.9 P71 BXN71MA4	551
878	2.7	3.8	3.2	530				
968	2.4	4.1	1.4	510	S101_1.4 S10 MXN10A4	550	S101_1.4 P71 BXN71MA4	551
1124	2.1	3.8	2.5	500				
1499	1.6	5.1	1.9	450				
1977	1.2	6.8	1.4	420				



0.37 kW

n ₂ min-1	M ₂ Nm	S	i	R _{n2} N						
					IE1	IE2		IE1	IE2	
71	49.0	2.0	12.9	6420	S501_12.9 S1 M1LA6		558	S501_12.9 P80 BN80A6		559
73	47.2	1.2	12.4	3800	S401_12.4 S1 M1LA6		556	S401_12.4 P80 BN80A6		557
85	40.6	1.4	10.7	3800	S401_10.7 S1 M1LA6		556	S401_10.7 P80 BN80A6		557
87	39.8	2.9	10.5	6020	S501_10.5 S1 M1LA6		558	S501_10.5 P80 BN80A6		559
102	33.8	1.0	8.9	2400	S301_8.9 S1 M1LA6		554	S301_8.9 P80 BN80A6		555
104	33.2	0.9	13.1	2390				S301_13.1 P71 BN71B4	S301_13.1 P71 BE71B4	555
105	32.9	2.1	8.6	3800	S401_8.6 S1 M1LA6		556	S401_8.6 P80 BN80A6		557
106	32.6	3.1	12.9	5650	S501_12.9 S1 M1SD4	S501_12.9 S1 ME1SB4	558	S501_12.9 P71 BN71B4	S501_12.9 P71 BE71B4	559
110	31.3	1.6	12.4	3800	S401_12.4 S1 M1SD4	S401_12.4 S1 ME1SB4	556	S401_12.4 P71 BN71B4	S401_12.4 P71 BE71B4	557
126	27.5	1.1	7.2	1500	S201_7.2 S1 M1LA6		552	S201_7.2 P80 BN80A6		553
127	27.2	3.3	7.2	3800	S401_7.2 S1 M1LA6		556	S401_7.2 P80 BN80A6		557
128	27.0	2.1	7.1	2260	S301_7.1 S1 M1LA6		554	S301_7.1 P80 BN80A6		555
128	27.0	1.9	10.7	3800	S401_10.7 S1 M1SD4	S401_10.7 S1 ME1SB4	556	S401_10.7 P71 BN71B4	S401_10.7 P71 BE71B4	557
133	26.0	1.2	10.3	2240	S301_10.3 S1 M1SD4	S301_10.3 S1 ME1SB4	554	S301_10.3 P71 BN71B4	S301_10.3 P71 BE71B4	555
154	22.5	1.3	8.9	2150	S301_8.9 S1 M1SD4	S301_8.9 S1 ME1SB4	554	S301_8.9 P71 BN71B4	S301_8.9 P71 BE71B4	555
156	22.2	2.6	5.8	2140	S301_5.8 S1 M1LA6		554	S301_5.8 P80 BN80A6		555
156	22.1	1.4	5.8	1500	S201_5.8 S1 M1LA6		552	S201_5.8 P80 BN80A6		553
159	21.8	2.7	8.6	3610	S401_8.6 S1 M1SD4	S401_8.6 S1 ME1SB4	556	S401_8.6 P71 BN71B4	S401_8.6 P71 BE71B4	557
184	18.8	3.1	4.9	2040	S301_4.9 S1 M1LA6		554	S301_4.9 P80 BN80A6		555
190	18.3	1.4	7.2	1460	S201_7.2 S1 M1SD4	S201_7.2 S1 ME1SB4	552	S201_7.2 P71 BN71B4	S201_7.2 P71 BE71B4	553
191	18.1	1.7	4.8	1460	S201_4.8 S1 M1LA6		552	S201_4.8 P80 BN80A6		553
193	17.9	2.8	7.1	2020	S301_7.1 S1 M1SD4	S301_7.1 S1 ME1SB4	554	S301_7.1 P71 BN71B4	S301_7.1 P71 BE71B4	555
214	16.2	1.5	13.1	1960				S301_13.1 P71 BN71A2		555
224	15.4	1.0	6.1	710	S101_6.1 S1 M1SD4	S101_6.1 S1 ME1SB4	550	S101_6.1 P71 BN71B4	S101_6.1 P71 BE71B4	551
227	15.3	2.6	12.4	3230				S401_12.4 P71 BN71A2		557
231	15.0	2.0	3.9	1380	S201_3.9 S1 M1LA6		552	S201_3.9 P80 BN80A6		553
234	14.8	3.4	5.8	1900	S301_5.8 S1 M1SD4	S301_5.8 S1 ME1SB4	554	S301_5.8 P71 BN71B4	S301_5.8 P71 BE71B4	555
235	14.7	1.8	5.8	1390	S201_5.8 S1 M1SD4	S201_5.8 S1 ME1SB4	552	S201_5.8 P71 BN71B4	S201_5.8 P71 BE71B4	553
237	14.6	1.0	3.8	690	S101_3.8 S1 M1LA6		550	S101_3.8 P80 BN80A6		551
261	13.2	1.0	10.8	1350	S201_10.8 S05 M05C2		552	S201_10.8 P71 BN71A2		553
263	13.1	3.0	10.7	3080				S401_10.7 P71 BN71A2		557
273	12.7	1.9	10.3	1820				S301_10.3 P71 BN71A2		555
284	12.2	1.1	3.2	670	S101_3.2 S1 M1LA6		550	S101_3.2 P80 BN80A6		551
287	12.1	2.2	4.8	1310	S201_4.8 S1 M1SD4	S201_4.8 S1 ME1SB4	552	S201_4.8 P71 BN71B4	S201_4.8 P71 BE71B4	553
290	11.9	1.0	4.7	670	S101_4.7 S1 M1SD4	S101_4.7 S1 ME1SB4	550	S101_4.7 P71 BN71B4	S101_4.7 P71 BE71B4	551
293	11.8	2.5	3.1	1300	S201_3.1 S1 M1LA6		552	S201_3.1 P80 BN80A6		553
316	11.0	2.2	8.9	1740				S301_8.9 P71 BN71A2		555
331	10.5	1.2	8.5	1270	S201_8.5 S05 M05C2		552	S201_8.5 P71 BN71A2		553
348	9.9	2.6	3.9	1240	S201_3.9 S1 M1SD4	S201_3.9 S1 ME1SB4	552	S201_3.9 P71 BN71B4	S201_3.9 P71 BE71B4	553
356	9.7	1.2	3.8	640	S101_3.8 S1 M1SD4	S101_3.8 S1 ME1SB4	550	S101_3.8 P71 BN71B4	S101_3.8 P71 BE71B4	551
364	9.5	1.3	2.5	630	S101_2.5 S1 M1LA6		550	S101_2.5 P80 BN80A6		551
373	9.3	3.2	2.4	1210	S201_2.4 S1 M1LA6		552	S201_2.4 P80 BN80A6		553
389	8.9	2.4	7.2	1210	S201_7.2 S05 M05C2		552	S201_7.2 P71 BN71A2		553
407	8.5	1.4	6.9	630	S101_6.9 S05 M05C2		550	S101_6.9 P71 BN71A2		551
428	8.1	1.5	3.2	620	S101_3.2 S1 M1SD4	S101_3.2 S1 ME1SB4	550	S101_3.2 P71 BN71B4	S101_3.2 P71 BE71B4	551
440	7.9	3.3	3.1	1160	S201_3.1 S1 M1SD4	S201_3.1 S1 ME1SB4	552	S201_3.1 P71 BN71B4	S201_3.1 P71 BE71B4	553
460	7.5	1.6	6.1	610	S101_6.1 S05 M05C2		550	S101_6.1 P71 BN71A2		551
480	7.2	2.8	1.9	1130	S201_1.9 S1 M1LA6		552	S201_1.9 P80 BN80A6		553
483	7.2	2.9	5.8	1130	S201_5.8 S05 M05C2		552	S201_5.8 P71 BN71A2		553
485	7.1	1.7	1.9	590	S101_1.9 S1 M1LA6		550	S101_1.9 P80 BN80A6		551
548	6.3	1.6	2.5	580	S101_2.5 S1 M1SD4	S101_2.5 S1 ME1SB4	550	S101_2.5 P71 BN71B4	S101_2.5 P71 BE71B4	551
594	5.8	1.7	4.7	570	S101_4.7 S05 M05C2		550	S101_4.7 P71 BN71A2		551
640	5.4	2.2	1.4	550	S101_1.4 S1 M1LA6		550	S101_1.4 P80 BN80A6		551
731	4.7	2.1	3.8	540	S101_3.8 S05 M05C2		550	S101_3.8 P71 BN71A2		551
731	4.7	2.1	1.9	540	S101_1.9 S1 M1SD4	S101_1.9 S1 ME1SB4	550	S101_1.9 P71 BN71B4	S101_1.9 P71 BE71B4	551
878	3.9	2.5	3.2	520	S101_3.2 S05 M05C2		550	S101_3.2 P71 BN71A2		551
964	3.6	2.8	1.4	500	S101_1.4 S1 M1SD4	S101_1.4 S1 ME1SB4	550	S101_1.4 P71 BN71B4	S101_1.4 P71 BE71B4	551

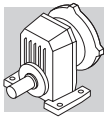


0.37 kW



n ₂ min ⁻¹	M ₂ Nm	S	i	R _{n2} N					
					IE1	IE2	IE1	IE2	
1124	3.1	2.6	2.5	480	S101_2.5 S05 M05C2		550	S101_2.5 P71 BN71A2	551
1499	2.3	3.5	1.9	440	S101_1.9 S05 M05C2		550	S101_1.9 P71 BN71A2	551
1977	1.8	4.6	1.4	410	S101_1.4 S05 M05C2		550	S101_1.4 P71 BN71A2	551

0.37 kW



n ₂ min ⁻¹	M ₂ Nm	S	i	R _{n2} N				
					IE3		IE3	
71	49.0	2.0	12.9	6420				
73	47.2	1.2	12.4	3800				
85	40.6	1.4	10.7	3800				
87	39.8	2.9	10.5	6020				
102	33.8	1.0	8.9	2400				
104	33.2	0.9	13.1	2390			S301_13.1 P71 BXN71MB4	555
105	32.9	2.1	8.6	3800				
106	32.6	3.1	12.9	5650			S501_12.9 P71 BXN71MB4	559
110	31.3	1.6	12.4	3800			S401_12.4 P71 BXN71MB4	557
126	27.5	1.1	7.2	1500				
127	27.2	3.3	7.2	3800				
128	27.0	2.1	7.1	2260				
128	27.0	1.9	10.7	3800			S401_10.7 P71 BXN71MB4	557
133	26.0	1.2	10.3	2240	S301_10.3 S10 MXN10B4	554	S301_10.3 P71 BXN71MB4	555
154	22.5	1.3	8.9	2150	S301_8.9 S10 MXN10B4	554	S301_8.9 P71 BXN71MB4	555
156	22.2	2.6	5.8	2140				
156	22.1	1.4	5.8	1500				
159	21.8	2.7	8.6	3610			S401_8.6 P71 BXN71MB4	557
184	18.8	3.1	4.9	2040				
190	18.3	1.4	7.2	1460	S201_7.2 S10 MXN10B4	552	S201_7.2 P71 BXN71MB4	553
191	18.1	1.7	4.8	1460				
193	17.9	2.8	7.1	2020	S301_7.1 S10 MXN10B4	554	S301_7.1 P71 BXN71MB4	555
214	16.2	1.5	13.1	1960				
224	15.4	1.0	6.1	710	S101_6.1 S10 MXN10B4	550	S101_6.1 P71 BXN71MB4	551
227	15.3	2.6	12.4	3230				
231	15.0	2.0	3.9	1380				
234	14.8	3.4	5.8	1900	S301_5.8 S10 MXN10B4	554	S301_5.8 P71 BXN71MB4	555
235	14.7	1.8	5.8	1390	S201_5.8 S10 MXN10B4	552	S201_5.8 P71 BXN71MB4	553
237	14.6	1.0	3.8	690				
261	13.2	1.0	10.8	1350				
263	13.1	3.0	10.7	3080				
273	12.7	1.9	10.3	1820				
284	12.2	1.1	3.2	670				
287	12.1	2.2	4.8	1310	S201_4.8 S10 MXN10B4	552	S201_4.8 P71 BXN71MB4	553
290	11.9	1.0	4.7	670	S101_4.7 S10 MXN10B4	550	S101_4.7 P71 BXN71MB4	551
293	11.8	2.5	3.1	1300				
316	11.0	2.2	8.9	1740				
331	10.5	1.2	8.5	1270				
348	9.9	2.6	3.9	1240	S201_3.9 S10 MXN10B4	552	S201_3.9 P71 BXN71MB4	553
356	9.7	1.2	3.8	640	S101_3.8 S10 MXN10B4	550	S101_3.8 P71 BXN71MB4	551
364	9.5	1.3	2.5	630				
373	9.3	3.2	2.4	1210				
389	8.9	2.4	7.2	1210				
407	8.5	1.4	6.9	630				
428	8.1	1.5	3.2	620	S101_3.2 S10 MXN10B4	550	S101_3.2 P71 BXN71MB4	551
440	7.9	3.3	3.1	1160	S201_3.1 S10 MXN10B4	552	S201_3.1 P71 BXN71MB4	553
460	7.5	1.6	6.1	610				

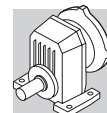


0.37 kW


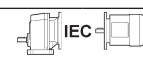
n ₂ min ⁻¹	M ₂ Nm	S	i	R _{n2} N	 IE3		 IE3	
480	7.2	2.8	1.9	1130				
483	7.2	2.9	5.8	1130				
485	7.1	1.7	1.9	590				
548	6.3	1.6	2.5	580	S101_2.5 S10 MXN10B4	550	S101_2.5 P71 BXN71MB4	551
594	5.8	1.7	4.7	570				
640	5.4	2.2	1.4	550				
731	4.7	2.1	3.8	540				
731	4.7	2.1	1.9	540	S101_1.9 S10 MXN10B4	550	S101_1.9 P71 BXN71MB4	551
878	3.9	2.5	3.2	520	S101_1.4 S10 MXN10B4	550		
964	3.6	2.8	1.4	500				
1124	3.1	2.6	2.5	480				
1499	2.3	3.5	1.9	440				
1977	1.8	4.6	1.4	410				

0.55 kW


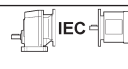
n ₂ min ⁻¹	M ₂ Nm	S	i	R _{n2} N	 IE1		 IE2			
					IE1	IE2	IE1	IE2		
71	72.1	1.4	12.9	6290	S501_12.9 S2 M2SA6		558	S501_12.9 P80 BN80B6	559	
86	59.7	1.0	10.7	3800	S401_10.7 S2 M2SA6		556	S401_10.7 P80 BN80B6	557	
88	58.5	2.0	10.5	5910	S501_10.5 S2 M2SA6		558	S501_10.5 P80 BN80B6	559	
105	49.1	2.5	8.8	5600	S501_8.8 S2 M2SA6		558	S501_8.8 P80 BN80B6	559	
107	48.3	1.4	8.6	3800	S401_8.6 S2 M2SA6		556	S401_8.6 P80 BN80B6	557	
107	48.1	2.1	12.9	5560	S501_12.9 S1 M1LA4	S501_12.9 S2 ME2SA4	558	S501_12.9 P80 BN80A4	S501_12.9 P80 BE80A4	559
111	46.3	1.1	12.4	3800	S401_12.4 S1 M1LA4	S401_12.4 S2 ME2SA4	556	S401_12.4 P80 BN80A4	S401_12.4 P80 BE80A4	557
124	41.4	3.4	7.4	5310	S501_7.4 S2 M2SA6		558	S501_7.4 P80 BN80B6		559
129	40.0	2.2	7.2	3780	S401_7.2 S2 M2SA6		556	S401_7.2 P80 BN80B6		557
129	39.8	1.3	10.7	3770	S401_10.7 S1 M1LA4	S401_10.7 S2 ME2SA4	556	S401_10.7 P80 BN80A4	S401_10.7 P80 BE80A4	557
130	39.7	1.5	7.1	2150	S301_7.1 S2 M2SA6		554	S301_7.1 P80 BN80B6		555
132	39.0	2.8	10.5	5220	S501_10.5 S1 M1LA4	S501_10.5 S2 ME2SA4	558	S501_10.5 P80 BN80A4	S501_10.5 P80 BE80A4	559
152	33.9	3.1	6.1	3600	S401_6.1 S2 M2SA6		556	S401_6.1 P80 BN80B6		557
155	33.2	0.9	8.9	2060	S301_8.9 S1 M1LA4	S301_8.9 S2 ME2SA4	554	S301_8.9 P80 BN80A4	S301_8.9 P80 BE80A4	555
157	32.7	1.8	5.8	2050	S301_5.8 S2 M2SA6		554	S301_5.8 P80 BN80B6		555
157	32.7	3.4	8.8	4940	S501_8.8 S1 M1LA4	S501_8.8 S2 ME2SA4	558	S501_8.8 P80 BN80A4	S501_8.8 P80 BE80A4	559
158	32.6	0.9	5.8	1420	S201_5.8 S2 M2SA6		552	S201_5.8 P80 BN80B6		553
160	32.2	1.9	8.6	3540	S401_8.6 S1 M1LA4	S401_8.6 S2 ME2SA4	556	S401_8.6 P80 BN80A4	S401_8.6 P80 BE80A4	557
186	27.6	2.1	4.9	1960	S301_4.9 S2 M2SA6		554	S301_4.9 P80 BN80B6		555
191	26.9	1.0	7.2	1370	S201_7.2 S1 M1LA4	S201_7.2 S2 ME2SA4	552	S201_7.2 P80 BN80A4	S201_7.2 P80 BE80A4	553
193	26.7	1.1	4.8	1370	S201_4.8 S2 M2SA6		552	S201_4.8 P80 BN80B6		553
193	26.7	3.0	7.2	3350	S401_7.2 S1 M1LA4	S401_7.2 S2 ME2SA4	556	S401_7.2 P80 BN80A4	S401_7.2 P80 BE80A4	557
195	26.4	1.9	7.1	1940	S301_7.1 S1 M1LA4	S301_7.1 S2 ME2SA4	554	S301_7.1 P80 BN80A4	S301_7.1 P80 BE80A4	555
214	24.0	1.0	13.1	1900				S301_13.1 P71 BN71B2		555
218	23.6	3.4	12.9	4460	S501_12.9 S1 M1SD2		558	S501_12.9 P71 BN71B2		559
227	22.7	1.8	12.4	3190	S401_12.4 S1 M1SD2		556	S401_12.4 P71 BN71B2		557
233	22.1	2.6	3.9	1850	S301_3.9 S2 M2SA6		554	S301_3.9 P80 BN80B6		555
234	22.0	1.4	3.9	1300	S201_3.9 S2 M2SA6		552	S201_3.9 P80 BN80B6		553
236	21.8	2.3	5.8	1840	S301_5.8 S1 M1LA4	S301_5.8 S2 ME2SA4	554	S301_5.8 P80 BN80A4	S301_5.8 P80 BE80A4	555
237	21.7	1.2	5.8	1310	S201_5.8 S1 M1LA4	S201_5.8 S2 ME2SA4	552	S201_5.8 P80 BN80A4	S201_5.8 P80 BE80A4	553
263	19.5	2.0	10.7	3040	S401_10.7 S1 M1SD2		556	S401_10.7 P71 BN71B2		557
273	18.9	1.3	10.3	1780	S301_10.3 S1 M1SD2		554	S301_10.3 P71 BN71B2		555
280	18.4	2.7	4.9	1760	S301_4.9 S1 M1LA4	S301_4.9 S2 ME2SA4	554	S301_4.9 P80 BN80A4	S301_4.9 P80 BE80A4	555
289	17.8	1.5	4.8	1250	S201_4.8 S1 M1LA4	S201_4.8 S2 ME2SA4	552	S201_4.8 P80 BN80A4	S201_4.8 P80 BE80A4	553
296	17.4	1.7	3.1	1230	S201_3.1 S2 M2SA6		552	S201_3.1 P80 BN80B6		553
300	17.1	3.4	3.1	1720	S301_3.1 S2 M2SA6		554	S301_3.1 P80 BN80B6		555
316	16.3	1.5	8.9	1700	S301_8.9 S1 M1SD2		554	S301_8.9 P71 BN71B2		555

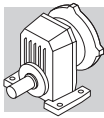


0.55 kW





n ₂ min ⁻¹	M ₂ Nm	S	i	R _{n2} N						
					IE1	IE2	IE1	IE2		
325	15.8	3.0	8.6	2850	S401_8.6 S1 M1SD2		556	S401_8.6 P71 BN71B2	557	
350	14.7	3.4	3.9	1650	S301_3.9 S1 M1LA4	S301_3.9 S2 ME2SA4	554	S301_3.9 P80 BN80A4	S301_3.9 P80 BE80A4	555
351	14.7	1.8	3.9	1190	S201_3.9 S1 M1LA4	S201_3.9 S2 ME2SA4	552	S201_3.9 P80 BN80A4	S201_3.9 P80 BE80A4	553
377	13.6	2.2	2.4	1160	S201_2.4 S2 M2SA6		552	S201_2.4 P80 BN80B6		553
389	13.2	1.6	7.2	1160	S201_7.2 S1 M1SD2		552	S201_7.2 P71 BN71B2		553
396	13.0	3.1	7.1	1600	S301_7.1 S1 M1SD2		554	S301_7.1 P71 BN71B2		555
407	12.6	0.9	6.9	570	S101_6.9 S1 M1SD2		550	S101_6.9 P71 BN71B2		551
431	11.9	1.0	3.2	560	S101_3.2 S1 M1LA4	S101_3.2 S2 ME2SA4	550	S101_3.2 P80 BN80A4	S101_3.2 P80 BE80A4	551
444	11.6	2.2	3.1	1120	S201_3.1 S1 M1LA4	S201_3.1 S2 ME2SA4	552	S201_3.1 P80 BN80A4	S201_3.1 P80 BE80A4	553
460	11.2	1.1	6.1	570	S101_6.1 S1 M1SD2		550	S101_6.1 P71 BN71B2		551
483	10.7	2.0	5.8	1100	S201_5.8 S1 M1SD2		552	S201_5.8 P71 BN71B2		553
486	10.6	1.9	1.9	1080	S201_1.9 S2 M2SA6		552	S201_1.9 P80 BN80B6		553
491	10.5	1.1	1.9	540	S101_1.9 S2 M2SA6		550	S101_1.9 P80 BN80B6		551
504	10.2	3.4	1.8	1470	S301_1.8 S2 M2SA6		554	S301_1.8 P80 BN80B6		555
552	9.3	1.1	2.5	540	S101_2.5 S1 M1LA4	S101_2.5 S2 ME2SA4	550	S101_2.5 P80 BN80A4	S101_2.5 P80 BE80A4	551
566	9.1	2.9	2.4	1050	S201_2.4 S1 M1LA4	S201_2.4 S2 ME2SA4	552	S201_2.4 P80 BN80A4	S201_2.4 P80 BE80A4	553
589	8.7	2.4	4.8	1040	S201_4.8 S1 M1SD2		552	S201_4.8 P71 BN71B2		553
594	8.7	1.2	4.7	540	S101_4.7 S1 M1SD2		550	S101_4.7 P71 BN71B2		551
647	8.0	1.5	1.4	510	S101_1.4 S2 M2SA6		550	S101_1.4 P80 BN80B6		551
661	7.8	2.6	1.4	990	S201_1.4 S2 M2SA6		552	S201_1.4 P80 BN80B6		553
714	7.2	2.9	3.9	980	S201_3.9 S1 M1SD2		552	S201_3.9 P71 BN71B2		553
728	7.1	2.4	1.9	970	S201_1.9 S1 M1LA4	S201_1.9 S2 ME2SA4	552	S201_1.9 P80 BN80A4	S201_1.9 P80 BE80A4	553
731	7.0	1.4	3.8	510	S101_3.8 S1 M1SD2		550	S101_3.8 P71 BN71B2		551
736	7.0	1.4	1.9	500	S101_1.9 S1 M1LA4	S101_1.9 S2 ME2SA4	550	S101_1.9 P80 BN80A4	S101_1.9 P80 BE80A4	551
878	5.9	1.7	3.2	490	S101_3.2 S1 M1SD2		550	S101_3.2 P71 BN71B2		551
971	5.3	1.9	1.4	470	S101_1.4 S1 M1LA4	S101_1.4 S2 ME2SA4	550	S101_1.4 P80 BN80A4	S101_1.4 P80 BE80A4	551
992	5.2	3.3	1.4	890				S201_1.4 P80 BN80A4	S201_1.4 P80 BE80A4	553
1124	4.6	1.7	2.5	460	S101_2.5 S1 M1SD2		550	S101_2.5 P71 BN71B2		551
1499	3.4	2.3	1.9	430	S101_1.9 S1 M1SD2		550	S101_1.9 P71 BN71B2		551
1977	2.6	3.1	1.4	390	S101_1.4 S1 M1SD2		550	S101_1.4 P71 BN71B2		551

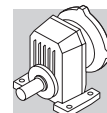
0.55 kW

n ₂ min ⁻¹	M ₂ Nm	S	i	R _{n2} N				
					IE3	IE3	IE3	IE3
71	72.1	1.4	12.9	6290				
86	59.7	1.0	10.7	3800				
88	58.5	2.0	10.5	5910				
105	49.1	2.5	8.8	5600				
107	48.3	1.4	8.6	3800				
107	48.1	2.1	12.9	5560			S501_12.9 P80 BXN80MA4	559
111	46.3	1.1	12.4	3800			S401_12.4 P80 BXN80MA4	557
124	41.4	3.4	7.4	5310				
129	40.0	2.2	7.2	3780				
129	39.8	1.3	10.7	3770			S401_10.7 P80 BXN80MA4	557
130	39.7	1.5	7.1	2150				
132	39.0	2.8	10.5	5220			S501_10.5 P80 BXN80MA4	559
152	33.9	3.1	6.1	3600				
155	33.2	0.9	8.9	2060			S301_8.9 P80 BXN80MA4	555
157	32.7	1.8	5.8	2050				
157	32.7	3.4	8.8	4940			S501_8.8 P80 BXN80MA4	559
158	32.6	0.9	5.8	1420				
160	32.2	1.9	8.6	3540			S401_8.6 P80 BXN80MA4	557
186	27.6	2.1	4.9	1960				


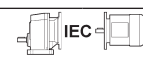


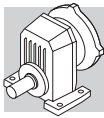
0.55 kW

n ₂ min ⁻¹	M ₂ Nm	S	i	R _{n2} N	IE3		IEC IE3	
								
191	26.9	1.0	7.2	1370	S201_7.2 S20 MXN20A4	552	S201_7.2 P80 BXN80MA4	553
193	26.7	1.1	4.8	1370			S401_7.2 P80 BXN80MA4	557
193	26.7	3.0	7.2	3350			S301_7.1 P80 BXN80MA4	555
195	26.4	1.9	7.1	1940				
214	24.0	1.0	13.1	1900				
218	23.6	3.4	12.9	4460				
227	22.7	1.8	12.4	3190				
233	22.1	2.6	3.9	1850				
234	22.0	1.4	3.9	1300				
236	21.8	2.3	5.8	1840			S301_5.8 P80 BXN80MA4	555
237	21.7	1.2	5.8	1310	S201_5.8 S20 MXN20A4	552	S201_5.8 P80 BXN80MA4	553
263	19.5	2.0	10.7	3040				
273	18.9	1.3	10.3	1780				
280	18.4	2.7	4.9	1760			S301_4.9 P80 BXN80MA4	555
289	17.8	1.5	4.8	1250	S201_4.8 S20 MXN20A4	552	S201_4.8 P80 BXN80MA4	553
296	17.4	1.7	3.1	1230				
300	17.1	3.4	3.1	1720				
316	16.3	1.5	8.9	1700				
325	15.8	3.0	8.6	2850				
350	14.7	3.4	3.9	1650			S301_3.9 P80 BXN80MA4	555
351	14.7	1.8	3.9	1190	S201_3.9 S20 MXN20A4	552	S201_3.9 P80 BXN80MA4	553
377	13.6	2.2	2.4	1160				
389	13.2	1.6	7.2	1160				
396	13.0	3.1	7.1	1600				
407	12.6	0.9	6.9	570				
431	11.9	1.0	3.2	560	S101_3.2 S20 MXN20A4	550	S101_3.2 P80 BXN80MA4	551
444	11.6	2.2	3.1	1120	S201_3.1 S20 MXN20A4	552	S201_3.1 P80 BXN80MA4	553
460	11.2	1.1	6.1	570				
483	10.7	2.0	5.8	1100				
486	10.6	1.9	1.9	1080				
491	10.5	1.1	1.9	540				
504	10.2	3.4	1.8	1470				
552	9.3	1.1	2.5	540	S101_2.5 S20 MXN20A4	550	S101_2.5 P80 BXN80MA4	551
566	9.1	2.9	2.4	1050	S201_2.4 S20 MXN20A4	552	S201_2.4 P80 BXN80MA4	553
589	8.7	2.4	4.8	1040				
594	8.7	1.2	4.7	540				
647	8.0	1.5	1.4	510				
661	7.8	2.6	1.4	990				
714	7.2	2.9	3.9	980				
728	7.1	2.4	1.9	970	S201_1.9 S20 MXN20A4	552	S201_1.9 P80 BXN80MA4	553
731	7.0	1.4	3.8	510				
736	7.0	1.4	1.9	500	S101_1.9 S20 MXN20A4	550	S101_1.9 P80 BXN80MA4	551
878	5.9	1.7	3.2	490				
971	5.3	1.9	1.4	470	S101_1.4 S20 MXN20A4	550	S101_1.4 P80 BXN80MA4	551
992	5.2	3.3	1.4	890			S201_1.4 P80 BXN80MA4	
1124	4.6	1.7	2.5	460				
1499	3.4	2.3	1.9	430				
1977	2.6	3.1	1.4	390			S101_1.4 P71 BN71B2	551


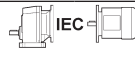


0.75 kW


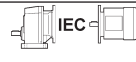
n ₂ min-1	M ₂ Nm	S	i	R _{n2} N					
					IE2	IE3	IE2	IE3	
73	96	1.0	12.9	6170	S501_12.9 S3 ME3SA6		558	S501_12.9 P90 BE90S6	559
90	78	1.5	10.5	5810	S501_10.5 S3 ME3SA6		558	S501_10.5 P90 BE90S6	559
107	65	1.9	8.8	5520	S501_8.8 S3 ME3SA6		558	S501_8.8 P90 BE90S6	559
111	63	1.6	12.9	5460	S501_12.9 S2 ME2SB4	S501_12.9 S2 MX2SB4	558	S501_12.9 P80 BE80B4	559
127	55	2.5	7.4	5240	S501_7.4 S3 ME3SA6		558	S501_7.4 P90 BE90S6	559
131	53	1.7	7.2	3700	S401_7.2 S3 ME3SA6		556	S401_7.2 P90 BE90S6	557
134	52	1.0	10.7	3670	S401_10.7 S2 ME2SB4	S401_10.7 S2 MX2SB4	556	S401_10.7 P80 BE80B4	557
137	51	2.1	10.5	5130	S501_10.5 S2 ME2SB4	S501_10.5 S2 MX2SB4	558	S501_10.5 P80 BE80B4	559
155	45	2.3	6.1	3530	S401_6.1 S3 ME3SA6		556	S401_6.1 P90 BE90S6	557
161	44	1.3	5.8	1960	S301_5.8 S3 ME3SA6		554	S301_5.8 P90 BE90S6	555
163	43	2.6	8.8	4870	S501_8.8 S2 ME2SB4	S501_8.8 S2 MX2SB4	558	S501_8.8 P80 BE80B4	559
166	42	1.4	8.6	3460	S401_8.6 S2 ME2SB4	S401_8.6 S2 MX2SB4	556	S401_8.6 P80 BE80B4	557
191	37	1.6	4.9	1880	S301_4.9 S3 ME3SA6		554	S301_4.9 P90 BE90S6	555
194	36	2.9	4.8	3300	S401_4.8 S3 ME3SA6		556	S401_4.8 P90 BE90S6	557
200	35	2.3	7.2	3280	S401_7.2 S2 ME2SB4	S401_7.2 S2 MX2SB4	556	S401_7.2 P80 BE80B4	557
202	35	1.4	7.1	1860	S301_7.1 S2 ME2SB4	S301_7.1 S2 MX2SB4	554	S301_7.1 P80 BE80B4	555
221	32	2.5	12.9	4420	S501_12.9 S2 ME2SA2		558	S501_12.9 P80 BE80A2	559
230	31	1.3	12.4	3150	S401_12.4 S2 ME2SA2		556	S401_12.4 P80 BE80A2	557
236	30	3.0	6.1	3120	S401_6.1 S2 ME2SB4	S401_6.1 S2 MX2SB4	556	S401_6.1 P80 BE80B4	557
238	29	2.0	3.9	1780	S301_3.9 S3 ME3SA6		554	S301_3.9 P90 BE90S6	555
245	29	1.7	5.8	1780	S301_5.8 S2 ME2SB4	S301_5.8 S2 MX2SB4	554	S301_5.8 P80 BE80B4	555
246	29	0.9	5.8	1160	S201_5.8 S2 ME2SB4	S201_5.8 S2 MX2SB4	552	S201_5.8 P80 BE80B4	553
267	26	1.5	10.7	3000	S401_10.7 S2 ME2SA2		556	S401_10.7 P80 BE80A2	557
273	26	3.3	10.5	4140	S501_10.5 S2 ME2SA2		558	S501_10.5 P80 BE80A2	559
277	25	0.9	10.3	1730	S301_10.3 S2 ME2SA2		554	S301_10.3 P80 BE80A2	555
290	24	2.1	4.9	1700	S301_4.9 S2 ME2SB4	S301_4.9 S2 MX2SB4	554	S301_4.9 P80 BE80B4	555
300	23	1.1	4.8	1180	S201_4.8 S2 ME2SB4	S201_4.8 S2 MX2SB4	552	S201_4.8 P80 BE80B4	553
302	23	1.3	3.1	1160	S201_3.1 S3 ME3SA6		552	S201_3.1 P90 BE90S6	553
307	23	2.5	3.1	1670	S301_3.1 S3 ME3SA6		554	S301_3.1 P90 BE90S6	555
321	22	1.1	8.9	1660	S301_8.9 S2 ME2SA2		554	S301_8.9 P80 BE80A2	555
330	21	2.3	8.6	2820	S401_8.6 S2 ME2SA2		556	S401_8.6 P80 BE80A2	557
363	19.3	2.6	3.9	1600	S301_3.9 S2 ME2SB4	S301_3.9 S2 MX2SB4	554	S301_3.9 P80 BE80B4	555
364	19.3	1.3	3.9	1130	S201_3.9 S2 ME2SB4	S201_3.9 S2 MX2SB4	552	S201_3.9 P80 BE80B4	553
386	18.2	1.6	2.4	1110	S201_2.4 S3 ME3SA6		552	S201_2.4 P90 BE90S6	553
388	18.1	3.2	2.4	1560	S301_2.4 S3 ME3SA6		554	S301_2.4 P90 BE90S6	555
395	17.8	1.2	7.2	1120	S201_7.2 S2 ME2SA2		552	S201_7.2 P80 BE80A2	553
402	17.5	2.3	7.1	1560	S301_7.1 S2 ME2SA2		554	S301_7.1 P80 BE80A2	555
460	15.2	1.7	3.1	1070	S201_3.1 S2 ME2SB4	S201_3.1 S2 MX2SB4	552	S201_3.1 P80 BE80B4	553
467	15.0	3.3	3.1	1490	S301_3.1 S2 ME2SB4	S301_3.1 S2 MX2SB4	554	S301_3.1 P80 BE80B4	555
488	14.4	2.8	5.8	1480	S301_5.8 S2 ME2SA2		554	S301_5.8 P80 BE80A2	555
490	14.3	1.5	5.8	1060	S201_5.8 S2 ME2SA2		552	S201_5.8 P80 BE80A2	553
496	14.1	1.4	1.9	1040	S201_1.9 S3 ME3SA6		552	S201_1.9 P90 BE90S6	553
515	13.6	2.6	1.8	1440	S301_1.8 S3 ME3SA6		554	S301_1.8 P90 BE90S6	555
578	12.1	3.3	4.9	1410	S301_4.9 S2 ME2SA2		554	S301_4.9 P80 BE80A2	555
587	11.9	2.2	2.4	1010	S201_2.4 S2 ME2SB4	S201_2.4 S2 MX2SB4	552	S201_2.4 P80 BE80B4	553
591	11.9	4.2	2.4	1380	S301_2.4 S2 ME2SB4	S301_2.4 S2 MX2SB4	554	S301_2.4 P80 BE80B4	555
598	11.7	1.8	4.8	1010	S201_4.8 S2 ME2SA2		552	S201_4.8 P80 BE80A2	553
661	10.6	1.1	1.4	460	S101_1.4 S3 ME3SA6		550	S101_1.4 P90 BE90S6	551
668	10.5	3.3	1.4	1330	S301_1.4 S3 ME3SA6		554	S301_1.4 P90 BE90S6	555
676	10.4	1.9	1.4	960	S201_1.4 S3 ME3SA6		552	S201_1.4 P90 BE90S6	553
725	9.7	2.2	3.9	960	S201_3.9 S2 ME2SA2		552	S201_3.9 P80 BE80A2	553
741	9.5	1.1	3.8	480	S101_3.8 S2 ME2SA2		550	S101_3.8 P80 BE80A2	551
755	9.3	1.8	1.9	940	S201_1.9 S2 ME2SB4	S201_1.9 S2 MX2SB4	552	S201_1.9 P80 BE80B4	553
763	9.2	1.1	1.9	460	S101_1.9 S2 ME2SB4	S101_1.9 S2 MX2SB4	550	S101_1.9 P80 BE80B4	551
783	8.9	3.4	1.8	1280	S301_1.8 S2 ME2SB4	S301_1.8 S2 MX2SB4	554	S301_1.8 P80 BE80B4	555
891	7.9	1.3	3.2	460	S101_3.2 S2 ME2SA2		550	S101_3.2 P80 BE80A2	551
916	7.7	2.7	3.1	900	S201_3.1 S2 ME2SA2		552	S201_3.1 P80 BE80A2	553

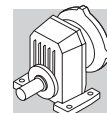


0.75 kW


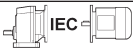
n ₂ min ⁻¹	M ₂ Nm	S	i	R _{n2} N						
					IE2	IE3		IE2	IE3	
1006	7.0	1.4	1.4	440	S101_1.4 S2 ME2SB4	S101_1.4 S2 MX2SB4	550	S101_1.4 P80 BE80B4	S101_1.4 P80 BX80B4	551
1028	6.8	2.5	1.4	860	S201_1.4 S2 ME2SB4	S201_1.4 S2 MX2SB4	552	S201_1.4 P80 BE80B4	S201_1.4 P80 BX80B4	553
1140	6.2	1.3	2.5	440	S101_2.5 S2 ME2SA2		550	S101_2.5 P80 BE80A2		551
1169	6.0	3.5	2.4	840	S201_2.4 S2 ME2SA2		552	S201_2.4 P80 BE80A2		553
1504	4.7	2.8	1.9	780	S201_1.9 S2 ME2SA2		552	S201_1.9 P80 BE80A2		553
1520	4.6	1.7	1.9	410	S101_1.9 S2 ME2SA2		550	S101_1.9 P80 BE80A2		551
2006	3.5	2.3	1.4	380	S101_1.4 S2 ME2SA2		550	S101_1.4 P80 BE80A2		551

0.75 kW



n ₂ min ⁻¹	M ₂ Nm	S	i	R _{n2} N						
					IE3	IE3		IE3	IE3	
73	96	1.0	12.9	6170						
90	78	1.5	10.5	5810						
107	65	1.9	8.8	5520						
111	63	1.6	12.9	5460				S501_12.9 P80 BXN80MB4		559
127	55	2.5	7.4	5240						
131	53	1.7	7.2	3700						
134	52	1.0	10.7	3670				S401_10.7 P80 BXN80MB4		557
137	51	2.1	10.5	5130				S501_10.5 P80 BXN80MB4		559
155	45	2.3	6.1	3530						
161	44	1.3	5.8	1960						
163	43	2.6	8.8	4870				S501_8.8 P80 BXN80MB4		559
166	42	1.4	8.6	3460				S401_8.6 P80 BXN80MB4		557
191	37	1.6	4.9	1880						
194	36	2.9	4.8	3300						
200	35	2.3	7.2	3280				S401_7.2 P80 BXN80MB4		557
202	35	1.4	7.1	1860				S301_7.1 P80 BXN80MB4		555
221	32	2.5	12.9	4420						
230	31	1.3	12.4	3150						
236	30	3.0	6.1	3120				S401_6.1 P80 BXN80MB4		557
238	29	2.0	3.9	1780						
245	29	1.7	5.8	1780				S301_5.8 P80 BXN80MB4		555
246	29	0.9	5.8	1160	S201_5.8 S20 MXN20B4		552	S201_5.8 P80 BXN80MB4		553
267	26	1.5	10.7	3000						
273	26	3.3	10.5	4140						
277	25	0.9	10.3	1730						
290	24	2.1	4.9	1700				S301_4.9 P80 BXN80MB4		555
300	23	1.1	4.8	1180	S201_4.8 S20 MXN20B4		552	S201_4.8 P80 BXN80MB4		553
302	23	1.3	3.1	1160						
307	23	2.5	3.1	1670						
321	22	1.1	8.9	1660						
330	21	2.3	8.6	2820						
363	19.3	2.6	3.9	1600				S301_3.9 P80 BXN80MB4		555
364	19.3	1.3	3.9	1130	S201_3.9 S20 MXN20B4		552	S201_3.9 P80 BXN80MB4		553
386	18.2	1.6	2.4	1110						
388	18.1	3.2	2.4	1560						
395	17.8	1.2	7.2	1120						
402	17.5	2.3	7.1	1560						
460	15.2	1.7	3.1	1070	S201_3.1 S20 MXN20B4		552	S201_3.1 P80 BXN80MB4		553
467	15.0	3.3	3.1	1490			554	S301_3.1 P80 BXN80MB4		555
488	14.4	2.8	5.8	1480						555
490	14.3	1.5	5.8	1060						
496	14.1	1.4	1.9	1040						
515	13.6	2.6	1.8	1440						

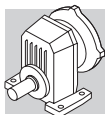


0.75 kW



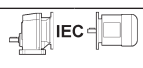

n ₂ min ⁻¹	M ₂ Nm	S	i	R _{n2} N	 IE3		 IE3		
578	12.1	3.3	4.9	1410					
587	11.9	2.2	2.4	1010	S201_2.4 S20 MXN20B4		552	S201_2.4 P80 BXN80MB4	553
591	11.9	4.2	2.4	1380				S301_2.4 P80 BXN80MB4	555
598	11.7	1.8	4.8	1010					
661	10.6	1.1	1.4	460					
668	10.5	3.3	1.4	1330					
676	10.4	1.9	1.4	960					
725	9.7	2.2	3.9	960					
741	9.5	1.1	3.8	480					
755	9.3	1.8	1.9	940	S201_1.9 S20 MXN20B4		552	S201_1.9 P80 BXN80MB4	553
763	9.2	1.1	1.9	460	S101_1.9 S20 MXN20B4		550	S101_1.9 P80 BXN80MB4	551
783	8.9	3.4	1.8	1280				S301_1.8 P80 BXN80MB4	555
891	7.9	1.3	3.2	460					
916	7.7	2.7	3.1	900					
1006	7.0	1.4	1.4	440	S101_1.4 S20 MXN20B4		550	S101_1.4 P80 BXN80MB4	551
1028	6.8	2.5	1.4	860	S201_1.4 S20 MXN20B4		552	S201_1.4 P80 BXN80MB4	553
1140	6.2	1.3	2.5	440					
1169	6.0	3.5	2.4	840					
1504	4.7	2.8	1.9	780					
1520	4.6	1.7	1.9	410					
2006	3.5	2.3	1.4	380					

1.1 kW



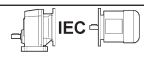

n ₂ min ⁻¹	M ₂ Nm	S	i	R _{n2} N	 IE2		 IE3			
90	114	1.0	10.5	5650	S501_10.5 S3 ME3LA6		558	S501_10.5 P100 BE100M6	559	
108	96	1.3	8.8	5380	S501_8.8 S3 ME3LA6		558	S501_8.8 P100 BE100M6	559	
111	93	1.1	12.9	5320	S501_12.9 S3 ME3SA4	S501_12.9 S3 MX3SA4	558	S501_12.9 P90 BE90S4	S501_12.9 P90 BX90S4	559
128	81	1.7	7.4	5120	S501_7.4 S3 ME3LA6		558	S501_7.4 P100 BE100M6		559
132	78	1.2	7.2	3550	S401_7.2 S3 ME3LA6		556	S401_7.2 P100 BE100M6		557
137	76	1.5	10.5	5020	S501_10.5 S3 ME3SA4	S501_10.5 S3 MX3SA4	558	S501_10.5 P90 BE90S4	S501_10.5 P90 BX90S4	559
156	66	1.6	6.1	3400	S401_6.1 S3 ME3LA6		556	S401_6.1 P100 BE100M6		557
156	66	2.3	6.1	4840	S501_6.1 S3 ME3LA6		558	S501_6.1 P100 BE100M6		559
163	64	1.7	8.8	4770	S501_8.8 S3 ME3SA4	S501_8.8 S3 MX3SA4	558	S501_8.8 P90 BE90S4	S501_8.8 P90 BX90S4	559
166	63	1.0	8.6	3350	S401_8.6 S3 ME3SA4	S401_8.6 S3 MX3SA4	556	S401_8.6 P90 BE90S4	S401_8.6 P90 BX90S4	557
192	54	1.1	4.9	1740	S301_4.9 S3 ME3LA6		554	S301_4.9 P100 BE100M6		555
193	54	2.4	7.4	4530	S501_7.4 S3 ME3SA4	S501_7.4 S3 MX3SA4	558	S501_7.4 P90 BE90S4	S501_7.4 P90 BX90S4	559
196	53	2.0	4.8	3200	S401_4.8 S3 ME3LA6		556	S401_4.8 P100 BE100M6		557
200	52	1.5	7.2	3180	S401_7.2 S3 ME3SA4	S401_7.2 S3 MX3SA4	556	S401_7.2 P90 BE90S4	S401_7.2 P90 BX90S4	557
202	51	1.0	7.1	1730	S301_7.1 S3 ME3SA4	S301_7.1 S3 MX3SA4	554	S301_7.1 P90 BE90S4	S301_7.1 P90 BX90S4	555
220	47	1.7	12.9	4350	S501_12.9 S2 ME2SB2		558	S501_12.9 P80 BE80B2		559
236	44	2.0	6.1	3040	S401_6.1 S3 ME3SA4	S401_6.1 S3 MX3SA4	556	S401_6.1 P90 BE90S4	S401_6.1 P90 BX90S4	557
236	44	3.0	6.1	4270	S501_6.1 S3 ME3SA4	S501_6.1 S3 MX3SA4	558	S501_6.1 P90 BE90S4	S501_6.1 P90 BX90S4	559
240	43	1.3	3.9	1670	S301_3.9 S3 ME3LA6		554	S301_3.9 P100 BE100M6		555
245	42	1.2	5.8	1670	S301_5.8 S3 ME3SA4	S301_5.8 S3 MX3SA4	554	S301_5.8 P90 BE90S4	S301_5.8 P90 BX90S4	555
248	42	2.5	3.8	2990	S401_3.8 S3 ME3LA6		556	S401_3.8 P100 BE100M6		557
265	39	1.0	10.7	2930	S401_10.7 S2 ME2SB2		556	S401_10.7 P80 BE80B2		557
271	38	2.2	10.5	4090	S501_10.5 S2 ME2SB2		558	S501_10.5 P80 BE80B2		559
290	36	1.4	4.9	1610	S301_4.9 S3 ME3SA4	S301_4.9 S3 MX3SA4	554	S301_4.9 P90 BE90S4	S301_4.9 P90 BX90S4	555
296	35	2.6	4.8	2850	S401_4.8 S3 ME3SA4	S401_4.8 S3 MX3SA4	556	S401_4.8 P90 BE90S4	S401_4.8 P90 BX90S4	557
309	33	1.7	3.1	1580	S301_3.1 S3 ME3LA6		554	S301_3.1 P100 BE100M6		555
310	33	3.2	3.1	2810	S401_3.1 S3 ME3LA6		556	S401_3.1 P100 BE100M6		557
323	32	2.7	8.8	3870	S501_8.8 S2 ME2SB2		558	S501_8.8 P80 BE80B2		559
328	31	1.5	8.6	2760	S401_8.6 S2 ME2SB2		556	S401_8.6 P80 BE80B2		557

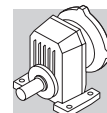


1.1 kW


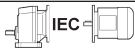
n ₂ min-1	M ₂ Nm	S	i	R _{n2} N						
					IE2	IE3		IE2	IE3	
363	29	1.7	3.9	1530	S301_3.9 S3 ME3SA4	S301_3.9 S3 MX3SA4	554	S301_3.9 P90 BE90S4	S301_3.9 P90 BX90S4	555
364	29	0.9	3.9	950	S201_3.9 S3 ME3SA4	S201_3.9 S3 MX3SA4	552	S201_3.9 P90 BE90S4	S201_3.9 P90 BX90S4	553
375	28	3.3	3.8	2650	S401_3.8 S3 ME3SA4	S401_3.8 S3 MX3SA4	556	S401_3.8 P90 BE90S4	S401_3.8 P90 BX90S4	557
390	26	2.2	2.4	1490	S301_2.4 S3 ME3LA6		554	S301_2.4 P100 BE100M6		555
396	26	2.4	7.2	2610	S401_7.2 S2 ME2SB2		556	S401_7.2 P80 BE80B2		557
399	26	1.6	7.1	1500	S301_7.1 S2 ME2SB2		554	S301_7.1 P80 BE80B2		555
460	23	1.2	3.1	990	S201_3.1 S3 ME3SA4	S201_3.1 S3 MX3SA4	552	S201_3.1 P90 BE90S4	S201_3.1 P90 BX90S4	553
467	22	2.3	3.1	1430	S301_3.1 S3 ME3SA4	S301_3.1 S3 MX3SA4	554	S301_3.1 P90 BE90S4	S301_3.1 P90 BX90S4	555
484	21	1.9	5.8	1420	S301_5.8 S2 ME2SB2		554	S301_5.8 P80 BE80B2		555
499	21	1.0	1.9	960	S201_1.9 S3 ME3LA6		552	S201_1.9 P100 BE100M6		553
510	20	3.5	1.9	2420	S401_1.9 S3 ME3LA6		556	S401_1.9 P100 BE100M6		557
518	19.9	1.8	1.8	1380	S301_1.8 S3 ME3LA6		554	S301_1.8 P100 BE100M6		555
574	17.9	2.2	4.9	1360	S301_4.9 S2 ME2SB2		554	S301_4.9 P80 BE80B2		555
587	17.7	1.5	2.4	940	S201_2.4 S3 ME3SA4	S201_2.4 S3 MX3SA4	552	S201_2.4 P90 BE90S4	S201_2.4 P90 BX90S4	553
591	17.6	2.8	2.4	1340	S301_2.4 S3 ME3SA4	S301_2.4 S3 MX3SA4	554	S301_2.4 P90 BE90S4	S301_2.4 P90 BX90S4	555
593	17.3	1.2	4.8	950	S201_4.8 S2 ME2SB2		552	S201_4.8 P80 BE80B2		553
671	15.3	2.3	1.4	1290	S301_1.4 S3 ME3LA6		554	S301_1.4 P100 BE100M6		555
679	15.2	1.3	1.4	900	S201_1.4 S3 ME3LA6		552	S201_1.4 P100 BE100M6		553
717	14.3	2.8	3.9	1280	S301_3.9 S2 ME2SB2		554	S301_3.9 P80 BE80B2		555
719	14.3	1.5	3.9	910	S201_3.9 S2 ME2SB2		552	S201_3.9 P80 BE80B2		553
755	13.7	1.2	1.9	890	S201_1.9 S3 ME3SA4	S201_1.9 S3 MX3SA4	552	S201_1.9 P90 BE90S4	S201_1.9 P90 BX90S4	553
783	13.2	2.3	1.8	1240	S301_1.8 S3 ME3SA4	S301_1.8 S3 MX3SA4	554	S301_1.8 P90 BE90S4	S301_1.8 P90 BX90S4	555
910	11.3	1.9	3.1	860	S201_3.1 S2 ME2SB2		552	S201_3.1 P80 BE80B2		553
1006	10.3	1.0	1.4	390	S101_1.4 S3 ME3SA4	S101_1.4 S3 MX3SA4	550	S101_1.4 P90 BE90S4	S101_1.4 P90 BX90S4	551
1016	10.2	2.9	1.4	1150	S301_1.4 S3 ME3SA4	S301_1.4 S3 MX3SA4	554	S301_1.4 P90 BE90S4	S301_1.4 P90 BX90S4	555
1028	10.1	1.7	1.4	820	S201_1.4 S3 ME3SA4	S201_1.4 S3 MX3SA4	552	S201_1.4 P90 BE90S4	S201_1.4 P90 BX90S4	553
1161	8.9	2.4	2.4	810	S201_2.4 S2 ME2SB2		552	S201_2.4 P80 BE80B2		553
1494	6.9	1.9	1.9	750	S201_1.9 S2 ME2SB2		552	S201_1.9 P80 BE80B2		553
1509	6.8	1.2	1.9	380	S101_1.9 S2 ME2SB2		550	S101_1.9 P80 BE80B2		551
1991	5.2	1.5	1.4	350	S101_1.4 S2 ME2SB2		550	S101_1.4 P80 BE80B2		551
2034	5.1	2.6	1.4	690	S201_1.4 S2 ME2SB2		552	S201_1.4 P80 BE80B2		553

1.1 kW



n ₂ min-1	M ₂ Nm	S	i	R _{n2} N						
					IE3	IE3		IE3	IE3	
90	114	1.0	10.5	5650						
108	96	1.3	8.8	5380						
111	93	1.1	12.9	5320				S501_12.9 P90 BXN90S4		559
128	81	1.7	7.4	5120						
132	78	1.2	7.2	3550						
137	76	1.5	10.5	5020				S501_10.5 P90 BXN90S4		559
156	66	1.6	6.1	3400						
156	66	2.3	6.1	4840						
163	64	1.7	8.8	4770				S501_8.8 P90 BXN90S4		559
166	63	1.0	8.6	3350				S401_8.6 P90 BXN90S4		557
192	54	1.1	4.9	1740						
193	54	2.4	7.4	4530				S501_7.4 P90 BXN90S4		559
196	53	2.0	4.8	3200						
200	52	1.5	7.2	3180				S401_7.2 P90 BXN90S4		557
202	51	1.0	7.1	1730				S301_7.1 P90 BXN90S4		555
220	47	1.7	12.9	4350						
236	44	2.0	6.1	3040				S401_6.1 P90 BXN90S4		557
236	44	3.0	6.1	4270				S501_6.1 P90 BXN90S4		559
240	43	1.3	3.9	1670						

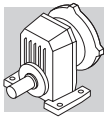


1.1 kW



n ₂ min ⁻¹	M ₂ Nm	S	i	R _{n2} N	 IE3		 IE3	
245	42	1.2	5.8	1670			S301_5.8 P90 BXN90S4	555
248	42	2.5	3.8	2990				
265	39	1.0	10.7	2930				
271	38	2.2	10.5	4090				
290	36	1.4	4.9	1610			S301_4.9 P90 BXN90S4	555
296	35	2.6	4.8	2850			S401_4.8 P90 BXN90S4	557
309	33	1.7	3.1	1580				
310	33	3.2	3.1	2810				
323	32	2.7	8.8	3870				
328	31	1.5	8.6	2760				
363	29	1.7	3.9	1530			S301_3.9 P90 BXN90S4	555
364	29	0.9	3.9	950			S201_3.9 P90 BXN90S4	553
375	28	3.3	3.8	2650			S401_3.8 P90 BXN90S4	557
390	26	2.2	2.4	1490				
396	26	2.4	7.2	2610				
399	26	1.6	7.1	1500				
460	23	1.2	3.1	990			S201_3.1 P90 BXN90S4	553
467	22	2.3	3.1	1430			S301_3.1 P90 BXN90S4	555
484	21	1.9	5.8	1420				
499	21	1.0	1.9	960				
510	20	3.5	1.9	2420				
518	19.9	1.8	1.8	1380				
574	17.9	2.2	4.9	1360				
587	17.7	1.5	2.4	940			S201_2.4 P90 BXN90S4	553
591	17.6	2.8	2.4	1340			S301_2.4 P90 BXN90S4	555
593	17.3	1.2	4.8	950				
671	15.3	2.3	1.4	1290				
679	15.2	1.3	1.4	900				
717	14.3	2.8	3.9	1280				
719	14.3	1.5	3.9	910				
755	13.7	1.2	1.9	890			S201_1.9 P90 BXN90S4	553
783	13.2	2.3	1.8	1240			S301_1.8 P90 BXN90S4	555
910	11.3	1.9	3.1	860				
1006	10.3	1.0	1.4	390			S101_1.4 P90 BXN90S4	551
1016	10.2	2.9	1.4	1150			S301_1.4 P90 BXN90S4	555
1028	10.1	1.7	1.4	820			S201_1.4 P90 BXN90S4	553
1161	8.9	2.4	2.4	810				
1494	6.9	1.9	1.9	750				
1509	6.8	1.2	1.9	380				
1991	5.2	1.5	1.4	350				
2034	5.1	2.6	1.4	690				

1.5 kW



n ₂ min ⁻¹	M ₂ Nm	S	i	R _{n2} N	 IE2		 IE3			
108	130	1.0	8.8	5190	S501_8.8 S3 ME3LB6		558	S501_8.8 P100 BE100LA6	559	
128	110	1.3	7.4	4960	S501_7.4 S3 ME3LB6		558	S501_7.4 P100 BE100LA6	559	
137	102	1.1	10.5	4880	S501_10.5 S3 ME3SB4	S501_10.5 S3 MX3SB4	558	S501_10.5 P90 BE90LA4	S501_10.5 P90 BX90LA4	559
156	90	1.7	6.1	4700	S501_6.1 S3 ME3LB6		558	S501_6.1 P100 BE100LA6		559
163	86	1.3	8.8	4660	S501_8.8 S3 ME3SB4	S501_8.8 S3 MX3SB4	558	S501_8.8 P90 BE90LA4	S501_8.8 P90 BX90LA4	559
193	73	1.8	7.4	4440	S501_7.4 S3 ME3SB4	S501_7.4 S3 MX3SB4	558	S501_7.4 P90 BE90LA4	S501_7.4 P90 BX90LA4	559
196	72	1.5	4.8	3070	S401_4.8 S3 ME3LB6		556	S401_4.8 P100 BE100LA6		557
199	71	2.5	4.8	4380	S501_4.8 S3 ME3LB6		558	S501_4.8 P100 BE100LA6		559
200	70	1.1	7.2	3070	S401_7.2 S3 ME3SB4	S401_7.2 S3 MX3SB4	556	S401_7.2 P90 BE90LA4	S401_7.2 P90 BX90LA4	557
222	63	1.3	12.9	4270	S501_12.9 S3 ME3SA2		558	S501_12.9 P90 BE90SA2		559
236	59	1.5	6.1	2940	S401_6.1 S3 ME3SB4	S401_6.1 S3 MX3SB4	556	S401_6.1 P90 BE90LA4	S401_6.1 P90 BX90LA4	557

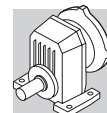


1.5 kW



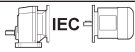

n ₂ min-1	M ₂ Nm	S	i	R _{n2} N						
					IE2	IE3	IE2	IE3		
236	59	2.2	6.1	4190	S501_6.1 S3 ME3SB4	S501_6.1 S3 MX3SB4	558	S501_6.1 P90 BE90LA4	S501_6.1 P90 BX90LA4	559
248	57	1.9	3.8	2880	S401_3.8 S3 ME3LB6		556	S401_3.8 P100 BE100LA6		557
273	51	1.7	10.5	4020	S501_10.5 S3 ME3SA2		558	S501_10.5 P90 BE90SA2		559
290	48	1.0	4.9	1500	S301_4.9 S3 ME3SB4	S301_4.9 S3 MX3SB4	554	S301_4.9 P90 BE90LA4	S301_4.9 P90 BX90LA4	555
296	47	1.9	4.8	2770	S401_4.8 S3 ME3SB4	S401_4.8 S3 MX3SB4	556	S401_4.8 P90 BE90LA4	S401_4.8 P90 BX90LA4	557
301	47	3.2	4.8	3890	S501_4.8 S3 ME3SB4	S501_4.8 S3 MX3SB4	558	S501_4.8 P90 BE90LA4	S501_4.8 P90 BX90LA4	559
309	45	1.3	3.1	1470	S301_3.1 S3 ME3LB6		554	S301_3.1 P100 BE100LA6		555
310	45	2.3	3.1	2720	S401_3.1 S3 ME3LB6		556	S401_3.1 P100 BE100LA6		557
326	43	2.0	8.8	3820	S501_8.8 S3 ME3SA2		558	S501_8.8 P90 BE90SA2		559
331	42	1.1	8.6	2700	S401_8.6 S3 ME3SA2		556	S401_8.6 P90 BE90SA2		557
363	39	1.3	3.9	1440	S301_3.9 S3 ME3SB4	S301_3.9 S3 MX3SB4	554	S301_3.9 P90 BE90LA4	S301_3.9 P90 BX90LA4	555
375	37	2.4	3.8	2590	S401_3.8 S3 ME3SB4	S401_3.8 S3 MX3SB4	556	S401_3.8 P90 BE90LA4	S401_3.8 P90 BX90LA4	557
386	36	2.7	7.4	3630	S501_7.4 S3 ME3SA2		558	S501_7.4 P90 BE90SA2		559
390	36	1.6	2.4	1400	S301_2.4 S3 ME3LB6		554	S301_2.4 P100 BE100LA6		555
395	36	3.0	2.4	2540	S401_2.4 S3 ME3LB6		556	S401_2.4 P100 BE100LA6		557
399	35	1.8	7.2	2560	S401_7.2 S3 ME3SA2		556	S401_7.2 P90 BE90SA2		557
403	35	1.1	7.1	1420	S301_7.1 S3 ME3SA2		554	S301_7.1 P90 BE90SA2		555
467	30	1.7	3.1	1360	S301_3.1 S3 ME3SB4	S301_3.1 S3 MX3SB4	554	S301_3.1 P90 BE90LA4	S301_3.1 P90 BX90LA4	555
468	30	3.0	3.1	2430	S401_3.1 S3 ME3SB4	S401_3.1 S3 MX3SB4	556	S401_3.1 P90 BE90LA4	S401_3.1 P90 BX90LA4	557
471	30	2.3	6.1	2440	S401_6.1 S3 ME3SA2		556	S401_6.1 P90 BE90SA2		557
488	29	1.4	5.8	1360	S301_5.8 S3 ME3SA2		554	S301_5.8 P90 BE90SA2		555
510	28	2.5	1.9	2350	S401_1.9 S3 ME3LB6		556	S401_1.9 P100 BE100LA6		557
518	27	1.3	1.8	1310	S301_1.8 S3 ME3LB6		554	S301_1.8 P100 BE100LA6		555
579	24	1.6	4.9	1310	S301_4.9 S3 ME3SA2		554	S301_4.9 P90 BE90SA2		555
587	24	1.1	2.4	870	S201_2.4 S3 ME3SB4	S201_2.4 S3 MX3SB4	552	S201_2.4 P90 BE90LA4	S201_2.4 P90 BX90LA4	553
591	24	2.1	2.4	1290	S301_2.4 S3 ME3SB4	S301_2.4 S3 MX3SB4	554	S301_2.4 P90 BE90LA4	S301_2.4 P90 BX90LA4	555
598	23	3.8	2.4	2200	S401_2.4 S3 ME3SB4	S401_2.4 S3 MX3SB4	556	S401_2.4 P90 BE90LA4	S401_2.4 P90 BX90LA4	557
671	21	1.7	1.4	1230	S301_1.4 S3 ME3LB6		554	S301_1.4 P100 BE100LA6		555
679	21	1.0	1.4	830	S201_1.4 S3 ME3LB6		552	S201_1.4 P100 BE100LA6		553
693	20	3.5	1.4	2150	S401_1.4 S3 ME3LB6		556	S401_1.4 P100 BE100LA6		557
724	19.4	2.1	3.9	1240	S301_3.9 S3 ME3SA2		554	S301_3.9 P90 BE90SA2		555
755	18.6	0.9	1.9	830	S201_1.9 S3 ME3SB4	S201_1.9 S3 MX3SB4	552	S201_1.9 P90 BE90LA4	S201_1.9 P90 BX90LA4	553
772	18.1	3.3	1.9	2090	S401_1.9 S3 ME3SB4	S401_1.9 S3 MX3SB4	556	S401_1.9 P90 BE90LA4	S401_1.9 P90 BX90LA4	557
783	17.9	1.7	1.8	1200	S301_1.8 S3 ME3SB4	S301_1.8 S3 MX3SB4	554	S301_1.8 P90 BE90LA4	S301_1.8 P90 BX90LA4	555
918	15.3	1.4	3.1	810	S201_3.1 S3 ME3SA2		552	S201_3.1 P90 BE90SA2		553
932	15.1	2.7	3.1	1160	S301_3.1 S3 ME3SA2		554	S301_3.1 P90 BE90SA2		555
1016	13.8	2.2	1.4	1110	S301_1.4 S3 ME3SB4	S301_1.4 S3 MX3SB4	554	S301_1.4 P90 BE90LA4	S301_1.4 P90 BX90LA4	555
1028	13.6	1.2	1.4	780	S201_1.4 S3 ME3SB4	S201_1.4 S3 MX3SB4	552	S201_1.4 P90 BE90LA4	S201_1.4 P90 BX90LA4	553
1171	12.0	1.8	2.4	770	S201_2.4 S3 ME3SA2		552	S201_2.4 P90 BE90SA2		553
1507	9.3	1.4	1.9	720	S201_1.9 S3 ME3SA2		552	S201_1.9 P90 BE90SA2		553
1563	9.0	2.7	1.8	1000	S301_1.8 S3 ME3SA2		554	S301_1.8 P90 BE90SA2		555
2009	7.0	1.1	1.4	320	S101_1.4 S3 ME3SA2		550	S101_1.4 P90 BE90SA2		551
2029	6.9	3.5	1.4	920	S301_1.4 S3 ME3SA2		554	S301_1.4 P90 BE90SA2		555
2052	6.8	1.9	1.4	670	S201_1.4 S3 ME3SA2		552	S201_1.4 P90 BE90SA2		553

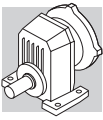
1.5 kW

n ₂ min-1	M ₂ Nm	S	i	R _{n2} N				
					IE3	IE3	IE3	IE3
108	130	1.0	8.8	5190				
128	110	1.3	7.4	4960				
137	102	1.1	10.5	4880				
156	90	1.7	6.1	4700				
163	86	1.3	8.8	4660			S501_8.8 P90 BXN90L4	559
193	73	1.8	7.4	4440			S501_7.4 P90 BXN90L4	559



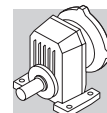
1.5 kW

n_2 min ⁻¹	M_2 Nm	S	i	R_{n2} N	 IE3	 IEC	 IE3	
196	72	1.5	4.8	3070				
199	71	2.5	4.8	4380				
200	70	1.1	7.2	3070			S401_7.2 P90 BXN90L4	557
222	63	1.3	12.9	4270				
236	59	1.5	6.1	2940			S401_6.1 P90 BXN90L4	557
236	59	2.2	6.1	4190			S501_6.1 P90 BXN90L4	559
248	57	1.9	3.8	2880				
273	51	1.7	10.5	4020				
290	48	1.0	4.9	1500			S301_4.9 P90 BXN90L4	555
296	47	1.9	4.8	2770			S401_4.8 P90 BXN90L4	557
301	47	3.2	4.8	3890			S501_4.8 P90 BXN90L4	559
309	45	1.3	3.1	1470				
310	45	2.3	3.1	2720				
326	43	2.0	8.8	3820				
331	42	1.1	8.6	2700			S301_3.9 P90 BXN90L4	555
363	39	1.3	3.9	1440			S401_3.8 P90 BXN90L4	557
375	37	2.4	3.8	2590				
386	36	2.7	7.4	3630				
390	36	1.6	2.4	1400				
395	36	3.0	2.4	2540				
399	35	1.8	7.2	2560				
403	35	1.1	7.1	1420				
467	30	1.7	3.1	1360			S301_3.1 P90 BXN90L4	555
468	30	3.0	3.1	2430			S401_3.1 P90 BXN90L4	557
471	30	2.3	6.1	2440				
488	29	1.4	5.8	1360				
510	28	2.5	1.9	2350				
518	27	1.3	1.8	1310				
579	24	1.6	4.9	1310				
587	24	1.1	2.4	870			S201_2.4 P90 BXN90L4	553
591	24	2.1	2.4	1290			S301_2.4 P90 BXN90L4	555
598	23	3.8	2.4	2200			S401_2.4 P90 BXN90L4	557
671	21	1.7	1.4	1230				
679	21	1.0	1.4	830				
693	20	3.5	1.4	2150				
724	19.4	2.1	3.9	1240				
755	18.6	0.9	1.9	830			S201_1.9 P90 BXN90L4	553
772	18.1	3.3	1.9	2090			S401_1.9 P90 BXN90L4	557
783	17.9	1.7	1.8	1200			S301_1.8 P90 BXN90L4	555
918	15.3	1.4	3.1	810				
932	15.1	2.7	3.1	1160				
1016	13.8	2.2	1.4	1110			S301_1.4 P90 BXN90L4	555
1028	13.6	1.2	1.4	780			S201_1.4 P90 BXN90L4	553
1171	12.0	1.8	2.4	770				
1507	9.3	1.4	1.9	720				
1563	9.0	2.7	1.8	1000				
2009	7.0	1.1	1.4	320				
2029	6.9	3.5	1.4	920				
2052	6.8	1.9	1.4	670				



2.2 kW

n ₂ min-1	M ₂ Nm	S	i	R _{n2} N						
					IE2	IE3	IE2	IE3		
158	131	1.1	6.1	4520	S501_6.1 S4 ME4SA6		558	S501_6.1 P112 BE112M6		559
193	107	1.2	7.4	4280	S501_7.4 S3 ME3LA4	S501_7.4 S3 MX3LA4	558	S501_7.4 P100 BE100LA4	S501_7.4 P100 BX100LA4	559
201	102	1.7	4.8	4230	S501_4.8 S4 ME4SA6		558	S501_4.8 P112 BE112M6		559
236	87	1.0	6.1	2790	S401_6.1 S3 ME3LA4	S401_6.1 S3 MX3LA4	556	S401_6.1 P100 BE100LA4	S401_6.1 P100 BX100LA4	557
236	87	1.5	6.1	4060	S501_6.1 S3 ME3LA4	S501_6.1 S3 MX3LA4	558	S501_6.1 P100 BE100LA4	S501_6.1 P100 BX100LA4	559
249	83	2.1	3.8	4000	S501_3.8 S4 ME4SA6		558	S501_3.8 P112 BE112M6		559
250	82	1.3	3.8	2730	S401_3.8 S4 ME4SA6		556	S401_3.8 P112 BE112M6		557
274	75	1.1	10.5	3910	S501_10.5 S3 ME3LA2		558	S501_10.5 P90 BE90L2		559
296	70	1.3	4.8	2640	S401_4.8 S3 ME3LA4	S401_4.8 S3 MX3LA4	556	S401_4.8 P100 BE100LA4	S401_4.8 P100 BX100LA4	557
301	68	2.2	4.8	3790	S501_4.8 S3 ME3LA4	S501_4.8 S3 MX3LA4	558	S501_4.8 P100 BE100LA4	S501_4.8 P100 BX100LA4	559
313	66	1.6	3.1	2590	S401_3.1 S4 ME4SA6		556	S401_3.1 P112 BE112M6		557
314	66	2.4	3.0	3750	S501_3.0 S4 ME4SA6		558	S501_3.0 P112 BE112M6		559
327	63	1.3	8.8	3730	S501_8.8 S3 ME3LA2		558	S501_8.8 P90 BE90L2		559
372	55	2.7	3.8	3570	S501_3.8 S3 ME3LA4	S501_3.8 S3 MX3LA4	558	S501_3.8 P100 BE100LA4	S501_3.8 P100 BX100LA4	559
375	55	1.6	3.8	2490	S401_3.8 S3 ME3LA4	S401_3.8 S3 MX3LA4	556	S401_3.8 P100 BE100LA4	S401_3.8 P100 BX100LA4	557
387	53	1.9	7.4	3540	S501_7.4 S3 ME3LA2		558	S501_7.4 P90 BE90L2		559
394	52	1.1	2.4	1260	S301_2.4 S4 ME4SA6		554	S301_2.4 P112 BE112M6		555
399	52	2.0	2.4	2450	S401_2.4 S4 ME4SA6		556	S401_2.4 P112 BE112M6		557
400	51	1.2	7.2	2460	S401_7.2 S3 ME3LA2		556	S401_7.2 P90 BE90L2		557
467	44	1.1	3.1	1240	S301_3.1 S3 ME3LA4	S301_3.1 S3 MX3LA4	554	S301_3.1 P100 BE100LA4	S301_3.1 P100 BX100LA4	555
468	44	2.0	3.1	2340	S401_3.1 S3 ME3LA4	S401_3.1 S3 MX3LA4	556	S401_3.1 P100 BE100LA4	S401_3.1 P100 BX100LA4	557
470	44	3.2	3.0	3340	S501_3.0 S3 ME3LA4	S501_3.0 S3 MX3LA4	558	S501_3.0 P100 BE100LA4	S501_3.0 P100 BX100LA4	559
472	44	1.6	6.1	2360	S401_6.1 S3 ME3LA2		556	S401_6.1 P90 BE90L2		557
473	44	2.3	6.1	3340	S501_6.1 S3 ME3LA2		558	S501_6.1 P90 BE90L2		559
490	42	1.0	5.8	1250	S301_5.8 S3 ME3LA2		554	S301_5.8 P90 BE90L2		555
516	40	1.8	1.9	2280	S401_1.9 S4 ME4SA6		556	S401_1.9 P112 BE112M6		557
534	39	3.2	1.8	3210	S501_1.8 S4 ME4SA6		558	S501_1.8 P112 BE112M6		559
581	35	1.1	4.9	1220	S301_4.9 S3 ME3LA2		554	S301_4.9 P90 BE90L2		555
591	35	1.4	2.4	1190	S301_2.4 S3 ME3LA4	S301_2.4 S3 MX3LA4	554	S301_2.4 P100 BE100LA4	S301_2.4 P100 BX100LA4	555
593	35	2.0	4.8	2210	S401_4.8 S3 ME3LA2		556	S401_4.8 P90 BE90L2		557
598	34	2.6	2.4	2200	S401_2.4 S3 ME3LA4	S401_2.4 S3 MX3LA4	556	S401_2.4 P100 BE100LA4	S401_2.4 P100 BX100LA4	557
679	30	1.2	1.4	1140	S301_1.4 S4 ME4SA6		554	S301_1.4 P112 BE112M6		555
700	29	2.4	1.4	2090	S401_1.4 S4 ME4SA6		556	S401_1.4 P112 BE112M6		557
726	28	1.4	3.9	1160	S301_3.9 S3 ME3LA2		554	S301_3.9 P90 BE90L2		555
751	27	2.6	3.8	2070	S401_3.8 S3 ME3LA2		556	S401_3.8 P90 BE90L2		557
772	27	2.2	1.9	2040	S401_1.9 S3 ME3LA4	S401_1.9 S3 MX3LA4	556	S401_1.9 P100 BE100LA4	S401_1.9 P100 BX100LA4	557
783	26	1.1	1.8	1120	S301_1.8 S3 ME3LA4	S301_1.8 S3 MX3LA4	554	S301_1.8 P100 BE100LA4	S301_1.8 P100 BX100LA4	555
921	22	0.9	3.1	730	S201_3.1 S3 ME3LA2		552	S201_3.1 P90 BE90L2		553
936	22	1.8	3.1	1100	S301_3.1 S3 ME3LA2		554	S301_3.1 P90 BE90L2		555
1016	20	1.5	1.4	1050	S301_1.4 S3 ME3LA4	S301_1.4 S3 MX3LA4	554	S301_1.4 P100 BE100LA4	S301_1.4 P100 BX100LA4	555
1049	19.6	3.1	1.4	1860	S401_1.4 S3 ME3LA4	S401_1.4 S3 MX3LA4	556	S401_1.4 P100 BE100LA4	S401_1.4 P100 BX100LA4	557
1175	17.5	1.2	2.4	710	S201_2.4 S3 ME3LA2		552	S201_2.4 P90 BE90L2		553
1183	17.4	2.3	2.4	1030	S301_2.4 S3 ME3LA2		554	S301_2.4 P90 BE90L2		555
1512	13.6	1.0	1.9	670	S201_1.9 S3 ME3LA2		552	S201_1.9 P90 BE90L2		553
1569	13.1	1.8	1.8	960	S301_1.8 S3 ME3LA2		554	S301_1.8 P90 BE90L2		555
2036	10.1	2.4	1.4	890	S301_1.4 S3 ME3LA2		554	S301_1.4 P90 BE90L2		555
2059	10.0	1.3	1.4	630	S201_1.4 S3 ME3LA2		552	S201_1.4 P90 BE90L2		553

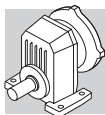


3 kW

n ₂ min-1	M ₂ Nm	S	i	R _{n2} N						
					IE2	IE3		IE2	IE3	
201	140	1.3	4.8	4040	S501_4.8 S4 ME4SB6		558	S501_4.8 P132 BE132S6		559
238	119	1.1	6.1	3910	S501_6.1 S3 ME3LB4	S501_6.1 S3 MX3LB4	558	S501_6.1 P100 BE100LB4	S501_6.1 P100 BX100LB4	559
249	113	1.5	3.8	3840	S501_3.8 S4 ME4SB6		558	S501_3.8 P132 BE132S6		559
298	95	1.0	4.8	2490	S401_4.8 S3 ME3LB4	S401_4.8 S3 MX3LB4	556	S401_4.8 P100 BE100LB4	S401_4.8 P100 BX100LB4	557
303	93	1.6	4.8	3670	S501_4.8 S3 ME3LB4	S501_4.8 S3 MX3LB4	558	S501_4.8 P100 BE100LB4	S501_4.8 P100 BX100LB4	559
313	90	1.2	3.1	2440	S401_3.1 S4 ME4SB6		556	S401_3.1 P132 BE132S6		557
314	89	1.8	3.0	3630	S501_3.0 S4 ME4SB6		558	S501_3.0 P132 BE132S6		559
328	85	1.0	8.8	3600	S501_8.8 S3 ME3LB2		558	S501_8.8 P100 BE100L2		559
375	75	2.0	3.8	3470	S501_3.8 S3 ME3LB4	S501_3.8 S3 MX3LB4	558	S501_3.8 P100 BE100LB4	S501_3.8 P100 BX100LB4	559
378	75	1.2	3.8	2370	S401_3.8 S3 ME3LB4	S401_3.8 S3 MX3LB4	556	S401_3.8 P100 BE100LB4	S401_3.8 P100 BX100LB4	557
389	72	1.4	7.4	3440	S501_7.4 S3 ME3LB2		558	S501_7.4 P100 BE100L2		559
397	71	2.1	2.4	3390	S501_2.4 S4 ME4SB6		558	S501_2.4 P132 BE132S6		559
399	70	1.5	2.4	2320	S401_2.4 S4 ME4SB6		556	S401_2.4 P132 BE132S6		557
472	60	1.5	3.1	2250	S401_3.1 S3 ME3LB4	S401_3.1 S3 MX3LB4	556	S401_3.1 P100 BE100LB4	S401_3.1 P100 BX100LB4	557
473	60	2.3	3.0	3260	S501_3.0 S3 ME3LB4	S501_3.0 S3 MX3LB4	558	S501_3.0 P100 BE100LB4	S501_3.0 P100 BX100LB4	559
516	54	1.3	1.9	2170	S401_1.9 S4 ME4SB6		556	S401_1.9 P132 BE132S6		557
534	53	2.4	1.8	3120	S501_1.8 S4 ME4SB6		558	S501_1.8 P132 BE132S6		559
595	47	1.1	2.4	1080	S301_2.4 S3 ME3LB4	S301_2.4 S3 MX3LB4	554	S301_2.4 P100 BE100LB4	S301_2.4 P100 BX100LB4	555
596	47	1.5	4.8	2130	S401_4.8 S3 ME3LB2		556	S401_4.8 P100 BE100L2		557
598	47	2.8	2.4	3040	S501_2.4 S3 ME3LB4	S501_2.4 S3 MX3LB4	558	S501_2.4 P100 BE100LB4	S501_2.4 P100 BX100LB4	559
602	47	1.9	2.4	2120	S401_2.4 S3 ME3LB4	S401_2.4 S3 MX3LB4	556	S401_2.4 P100 BE100LB4	S401_2.4 P100 BX100LB4	557
606	46	2.6	4.8	3030	S501_4.8 S3 ME3LB2		558	S501_4.8 P100 BE100L2		559
672	42	3.0	1.4	2920	S501_1.4 S4 ME4SB6		558	S501_1.4 P132 BE132S6		559
700	40	1.7	1.4	2010	S401_1.4 S4 ME4SB6		556	S401_1.4 P132 BE132S6		557
730	38	1.0	3.9	1070	S301_3.9 S3 ME3LB2		554	S301_3.9 P100 BE100L2		555
755	37	1.9	3.8	2000	S401_3.8 S3 ME3LB2		556	S401_3.8 P100 BE100L2		557
778	36	1.7	1.9	1970	S401_1.9 S3 ME3LB4	S401_1.9 S3 MX3LB4	556	S401_1.9 P100 BE100LB4	S401_1.9 P100 BX100LB4	557
789	36	0.8	1.8	900	S301_1.8 S3 ME3LB4	S301_1.8 S3 MX3LB4	554	S301_1.8 P100 BE100LB4	S301_1.8 P100 BX100LB4	555
805	35	3.1	1.8	2780	S501_1.8 S3 ME3LB4	S501_1.8 S3 MX3LB4	558	S501_1.8 P100 BE100LB4	S501_1.8 P100 BX100LB4	559
940	30	1.3	3.1	1020	S301_3.1 S3 ME3LB2		554	S301_3.1 P100 BE100L2		555
943	30	2.4	3.1	1880	S401_3.1 S3 ME3LB2		556	S401_3.1 P100 BE100L2		557
1023	28	1.1	1.4	980	S301_1.4 S3 ME3LB4	S301_1.4 S3 MX3LB4	554	S301_1.4 P100 BE100LB4	S301_1.4 P100 BX100LB4	555
1056	27	2.2	1.4	1820	S401_1.4 S3 ME3LB4	S401_1.4 S3 MX3LB4	556	S401_1.4 P100 BE100LB4	S401_1.4 P100 BX100LB4	557
1190	24	1.7	2.4	980	S301_2.4 S3 ME3LB2		554	S301_2.4 P100 BE100L2		555
1204	23	3.0	2.4	1760	S401_2.4 S3 ME3LB2		556	S401_2.4 P100 BE100L2		557
1555	18.1	2.7	1.9	1630	S401_1.9 S3 ME3LB2		556	S401_1.9 P100 BE100L2		557
1577	17.8	1.3	1.8	910	S301_1.8 S3 ME3LB2		554	S301_1.8 P100 BE100L2		555
2046	13.7	1.7	1.4	850	S301_1.4 S3 ME3LB2		554	S301_1.4 P100 BE100L2		555
2070	13.6	1.0	1.4	580	S201_1.4 S3 ME3LB2		552	S201_1.4 P100 BE100L2		553

4 kW

n ₂ min-1	M ₂ Nm	S	i	R _{n2} N						
					IE2	IE3		IE2	IE3	
203	184	0.9	4.8	3810	S501_4.8 S4 ME4LA6		558	S501_4.8 P132 BE132MA6		559
251	149	1.2	3.8	3650	S501_3.8 S4 ME4LA6		558	S501_3.8 P132 BE132MA6		559
303	126	1.2	4.8	3530	S501_4.8 S4 ME4SA4	S501_4.8 S4 MX4SA4	558	S501_4.8 P112 BE112M4	S501_4.8 P112 BX112M4	559
317	118	1.4	3.0	3470	S501_3.0 S4 ME4LA6		558	S501_3.0 P132 BE132MA6		559
375	102	1.5	3.8	3360	S501_3.8 S4 ME4SA4	S501_3.8 S4 MX4SA4	558	S501_3.8 P112 BE112M4	S501_3.8 P112 BX112M4	559
392	96	1.0	7.4	3320	S501_7.4 S4 ME4SA2		558	S501_7.4 P112 BE112M2		559
401	93	1.6	2.4	3270	S501_2.4 S4 ME4LA6		558	S501_2.4 P132 BE132MA6		559
472	81	1.1	3.1	2130	S401_3.1 S4 ME4SA4	S401_3.1 S4 MX4SA4	556	S401_3.1 P112 BE112M4	S401_3.1 P112 BX112M4	557
473	81	1.7	3.0	3170	S501_3.0 S4 ME4SA4	S501_3.0 S4 MX4SA4	558	S501_3.0 P112 BE112M4	S501_3.0 P112 BX112M4	559
479	78	1.3	6.1	3160	S501_6.1 S4 ME4SA2		558	S501_6.1 P112 BE112M2		559
521	72	1.0	1.9	2050	S401_1.9 S4 ME4LA6		556	S401_1.9 P132 BE132MA6		557

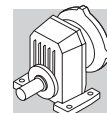


4 kW

n ₂ min ⁻¹	M ₂ Nm	S	i	R _{n2} N						
					IE2	IE3		IE2	IE3	
540	69	1.8	1.8	3020	S501_1.8 S4 ME4LA6		558	S501_1.8 P132 BE132MA6		559
598	64	2.0	2.4	2970	S501_2.4 S4 ME4SA4	S501_2.4 S4 MX4SA4	558	S501_2.4 P112 BE112M4	S501_2.4 P112 BX112M4	559
602	63	1.4	2.4	2030	S401_2.4 S4 ME4SA4	S401_2.4 S4 MX4SA4	556	S401_2.4 P112 BE112M4	S401_2.4 P112 BX112M4	557
611	61	2.0	4.8	2960	S501_4.8 S4 ME4SA2		558	S501_4.8 P112 BE112M2		559
679	55	2.3	1.4	2830	S501_1.4 S4 ME4LA6		558	S501_1.4 P132 BE132MA6		559
708	53	1.3	1.4	1920	S401_1.4 S4 ME4LA6		556	S401_1.4 P132 BE132MA6		557
755	50	2.4	3.8	2790	S501_3.8 S4 ME4SA2		558	S501_3.8 P112 BE112M2		559
761	49	1.4	3.8	1930	S401_3.8 S4 ME4SA2		556	S401_3.8 P112 BE112M2		557
778	49	1.2	1.9	1900	S401_1.9 S4 ME4SA4	S401_1.9 S4 MX4SA4	556	S401_1.9 P112 BE112M4	S401_1.9 P112 BX112M4	557
805	47	2.3	1.8	2730	S501_1.8 S4 ME4SA4	S501_1.8 S4 MX4SA4	558	S501_1.8 P112 BE112M4	S501_1.8 P112 BX112M4	559
953	39	2.8	3.0	2610	S501_3.0 S4 ME4SA2		558	S501_3.0 P112 BE112M2		559
950	39	1.8	3.1	1820	S401_3.1 S4 ME4SA2		556	S401_3.1 P112 BE112M2		557
1013	38	2.9	1.4	2560	S501_1.4 S4 ME4SA4	S501_1.4 S4 MX4SA4	558	S501_1.4 P112 BE112M4	S501_1.4 P112 BX112M4	559
1056	36	1.7	1.4	1760	S401_1.4 S4 ME4SA4	S401_1.4 S4 MX4SA4	556	S401_1.4 P112 BE112M4	S401_1.4 P112 BX112M4	557
1198	31	1.3	2.4	910	S301_2.4 S4 ME4SA2		554	S301_2.4 P112 BE112M2		555
1213	31	2.3	2.4	1710	S401_2.4 S4 ME4SA2		556	S401_2.4 P112 BE112M2		557
1566	24	2.0	1.9	1590	S401_1.9 S4 ME4SA2		556	S401_1.9 P112 BE112M2		557
1588	24	1.0	1.8	860	S301_1.8 S4 ME4SA2		554	S301_1.8 P112 BE112M2		555
2061	18.2	1.3	1.4	810	S301_1.4 S4 ME4SA2		554	S301_1.4 P112 BE112M2		555
2127	17.6	2.7	1.4	1460	S401_1.4 S4 ME4SA2		556	S401_1.4 P112 BE112M2		557

5.5 kW

n ₂ min ⁻¹	M ₂ Nm	S	i	R _{n2} N						
					IE2	IE3		IE2	IE3	
317	162	1.0	3.0	3260	S501_3.0 S5 ME5SA6		558	S501_3.0 P160 BE160MA6		559
380	136	1.1	3.8	3150	S501_3.8 S4 ME4SB4	S501_3.8 S4 MX4SB4	558	S501_3.8 P132 BE132S4	S501_3.8 P132 BX132SB4	559
401	128	1.2	2.4	3090	S501_2.4 S5 ME5SA6		558	S501_2.4 P160 BE160MA6		559
480	107	1.3	3.0	3000	S501_3.0 S4 ME4SB4	S501_3.0 S4 MX4SB4	558	S501_3.0 P132 BE132S4	S501_3.0 P132 BX132SB4	559
540	95	1.3	1.8	2880	S501_1.8 S5 ME5SA6		558	S501_1.8 P160 BE160MA6		559
606	85	1.5	2.4	2830	S501_2.4 S4 ME4SB4	S501_2.4 S4 MX4SB4	558	S501_2.4 P132 BE132S4	S501_2.4 P132 BX132SB4	559
611	84	1.1	2.4	1870	S401_2.4 S4 ME4SB4	S401_2.4 S4 MX4SB4	556	S401_2.4 P132 BE132S4	S401_2.4 P132 BX132SB4	557
616	84	1.4	4.8	2840	S501_4.8 S4 ME4SB2		558	S501_4.8 P132 BE132SA2		559
679	76	1.6	1.4	2720	S501_1.4 S5 ME5SA6		558	S501_1.4 P160 BE160MA6		559
708	73	1.0	1.4	1780				S401_1.4 P160 BE160MA6		557
761	68	1.8	3.8	2690	S501_3.8 S4 ME4SB2		558	S501_3.8 P132 BE132SA2		559
767	67	1.0	3.8	1810	S401_3.8 S4 ME4SB2		556	S401_3.8 P132 BE132SA2		557
788	65	0.9	1.9	1770	S401_1.9 S4 ME4SB4	S401_1.9 S4 MX4SB4	556	S401_1.9 P132 BE132S4	S401_1.9 P132 BX132SB4	557
817	63	1.7	1.8	2610	S501_1.8 S4 ME4SB4	S501_1.8 S4 MX4SB4	558	S501_1.8 P132 BE132S4	S501_1.8 P132 BX132SB4	559
958	54	1.3	3.1	1730	S401_3.1 S4 ME4SB2		556	S401_3.1 P132 BE132SA2		557
961	54	2.1	3.0	2530	S501_3.0 S4 ME4SB2		558	S501_3.0 P132 BE132SA2		559
1027	50	2.2	1.4	2450	S501_1.4 S4 ME4SB4	S501_1.4 S4 MX4SB4	558	S501_1.4 P132 BE132S4	S501_1.4 P132 BX132SB4	559
1071	48	1.2	1.4	1660	S401_1.4 S4 ME4SB4	S401_1.4 S4 MX4SB4	556	S401_1.4 P132 BE132S4	S401_1.4 P132 BX132SB4	557
1215	42	2.4	2.4	2370	S501_2.4 S4 ME4SB2		558	S501_2.4 P132 BE132SA2		559
1223	42	1.7	2.4	1640	S401_2.4 S4 ME4SB2		556	S401_2.4 P132 BE132SA2		557
1580	33	1.5	1.9	1530	S401_1.9 S4 ME4SB2		556	S401_1.9 P132 BE132SA2		557
1636	31	2.7	1.8	2170	S501_1.8 S4 ME4SB2		558	S501_1.8 P132 BE132SA2		559
2058	25	3.4	1.4	2030	S501_1.4 S4 ME4SB2		558	S501_1.4 P132 BE132SA2		559
2145	24	2.0	1.4	1410	S401_1.4 S4 ME4SB2		556	S401_1.4 P132 BE132SA2		557

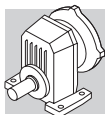


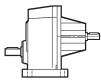

7.5 kW

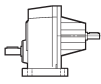

n ₂ min ⁻¹	M ₂ Nm	S	i	R _{n2} N						
					IE2	IE3		IE2	IE3	
478	146	1.0	3.0	2810	S501_3.0 S4 ME4LA4	S501_3.0 S4 MX4LA4	558	S501_3.0 P132 BE132MA4	S501_3.0 P132 BX132MA4	559
540	130	1.0	1.8	2690	S501_1.8 S5 ME5SB6		558	S501_1.8 P160 BE160MB6		559
604	116	1.1	2.4	2670	S501_2.4 S4 ME4LA4	S501_2.4 S4 MX4LA4	558	S501_2.4 P132 BE132MA4	S501_2.4 P132 BX132MA4	559
679	103	1.2	1.4	2560	S501_1.4 S5 ME5SB6		558	S501_1.4 P160 BE160MB6		559
761	92	1.3	3.8	2570	S501_3.8 S4 ME4LA2		558	S501_3.8 P132 BE132SB2		559
814	86	1.3	1.8	2490	S501_1.8 S4 ME4LA4	S501_1.8 S4 MX4LA4	558	S501_1.8 P132 BE132MA4	S501_1.8 P132 BX132MA4	559
958	73	1.0	3.1	1610	S401_3.1 S4 ME4LA2		556	S401_3.1 P132 BE132SB2		557
961	73	1.5	3.0	2440	S501_3.0 S4 ME4LA2		558	S501_3.0 P132 BE132SB2		559
1024	68	1.6	1.4	2350	S501_1.4 S4 ME4LA4	S501_1.4 S4 MX4LA4	558	S501_1.4 P132 BE132MA4	S501_1.4 P132 BX132MA4	559
1067	65	0.9	1.4	1540	S401_1.4 S4 ME4LA4	S401_1.4 S4 MX4LA4	556	S401_1.4 P132 BE132MA4	S401_1.4 P132 BX132MA4	557
1215	58	1.7	2.4	2290	S501_2.4 S4 ME4LA2		558	S501_2.4 P132 BE132SB2		559
1223	57	1.2	2.4	1540	S401_2.4 S4 ME4LA2		556	S401_2.4 P132 BE132SB2		557
1580	44	1.1	1.9	1450	S401_1.9 S4 ME4LA2		556	S401_1.9 P132 BE132SB2		557
1636	43	2.0	1.8	2110	S501_1.8 S4 ME4LA2		558	S501_1.8 P132 BE132SB2		559
2058	34	2.5	1.4	1980	S501_1.4 S4 ME4LA2		558	S501_1.4 P132 BE132SB2		559
2145	33	1.5	1.4	1350	S401_1.4 S4 ME4LA2		556	S401_1.4 P132 BE132SB2		557

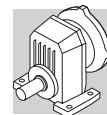
9.2 kW

n ₂ min ⁻¹	M ₂ Nm	S	i	R _{n2} N						
					IE2	IE3		IE2	IE3	
602	144	0.9	2.4	2530	S501_2.4 S4 ME4LB4	S501_2.4 S5 MX5SA4	558	S501_2.4 P132 BE132MB4	S501_2.4 P160 BX160MA4	559
760	113	1.1	3.8	2470	S501_3.8 S4 ME4LB2		558	S501_3.8 P132 BE132MB2		559
811	107	1.0	1.8	2390	S501_1.8 S4 ME4LB4	S501_1.8 S5 MX5SA4	558	S501_1.8 P132 BE132MB4	S501_1.8 P160 BX160MA4	559
959	90	1.2	3.0	2360	S501_3.0 S4 ME4LB2		558	S501_3.0 P132 BE132MB2		559
1020	85	1.3	1.4	2270	S501_1.4 S4 ME4LB4	S501_1.4 S5 MX5SA4	558	S501_1.4 P132 BE132MB4	S501_1.4 P160 BX160MA4	559
1213	71	1.4	2.4	2220	S501_2.4 S4 ME4LB2		558	S501_2.4 P132 BE132MB2		559
1221	71	1.0	2.4	1460	S401_2.4 S4 ME4LB2		556	S401_2.4 P132 BE132MB2		557
1633	53	1.6	1.8	2060	S501_1.8 S4 ME4LB2		558	S501_1.8 P132 BE132MB2		559
2055	42	2.0	1.4	1930	S501_1.4 S4 ME4LB2		558	S501_1.4 P132 BE132MB2		559
2141	40	1.2	1.4	1300	S401_1.4 S4 ME4LB2		556	S401_1.4 P132 BE132MB2		557




75 DATI TECNICI RIDUTTORI
S 10
21 Nm



	i	n ₁ = 2800 min ⁻¹					n ₁ = 1400 min ⁻¹					
		n ₂ min ⁻¹	M _{n2} Nm	P _{n1} kW	R _{n1} N	R _{n2} N	n ₂ min ⁻¹	M _{n2} Nm	P _{n1} kW	R _{n1} N	R _{n2} N	
S 10 1_1.4	1.4	1972	8.0	1.7	800	310	986	10.0	1.1	800	390	551
S 10 1_1.9	1.9	1489	8.0	1.3	800	360	745	10.0	0.80	800	460	
S 10 1_2.5	2.5	1120	8.0	0.96	800	420	560	10.0	0.60	800	520	
S 10 1_3.2	3.2	875	10.0	0.93	800	440	438	12.0	0.56	800	560	
S 10 1_3.8	3.8	727	10.0	0.78	800	480	364	12.0	0.47	800	610	
S 10 1_4.7	4.7	592	10.0	0.63	800	520	296	12.0	0.38	800	660	
S 10 1_6.1	6.1	458	12.0	0.59	800	560	229	15.0	0.37	800	710	
S 10 1_6.9	6.9	406	12.0	0.52	800	580	203	15.0	0.33	800	740	
S 10 1_8.9	8.9	315	8.0	0.27	800	700	158	10.0	0.17	800	880	
S 10 1_10.3	10.3	272	8.0	0.23	800	740	136	10.0	0.15	800	930	
S 10 1_12.3	12.3	227	8.0	0.19	800	800	114	10.0	0.12	800	1000	

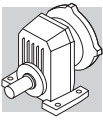
	i	n ₁ = 900 min ⁻¹					n ₁ = 500 min ⁻¹					
		n ₂ min ⁻¹	M _{n2} Nm	P _{n1} kW	R _{n1} N	R _{n2} N	n ₂ min ⁻¹	M _{n2} Nm	P _{n1} kW	R _{n1} N	R _{n2} N	
S 10 1_1.4	1.4	634	12.0	0.81	800	450	352	14.0	0.53	800	560	551
S 10 1_1.9	1.9	479	12.0	0.61	800	520	266	14.0	0.40	800	640	
S 10 1_2.5	2.5	360	12.0	0.46	800	600	200	14.0	0.30	800	740	
S 10 1_3.2	3.2	281	14.0	0.42	800	650	156	17.0	0.28	800	790	
S 10 1_3.8	3.8	234	14.0	0.35	800	700	130	17.0	0.24	800	850	
S 10 1_4.7	4.7	190	14.0	0.28	800	770	106	17.0	0.19	800	930	
S 10 1_6.1	6.1	147	17.0	0.27	800	820	82	21	0.18	800	1000	
S 10 1_6.9	6.9	130	17.0	0.24	800	860	72	21	0.16	800	1040	
S 10 1_8.9	8.9	101	12.0	0.13	800	1020	56	14.0	0.08	800	1200	
S 10 1_10.3	10.3	87	12.0	0.11	800	1080	49	14.0	0.07	800	1200	
S 10 1_12.3	12.3	73	12.0	0.09	800	1160	41	14.0	0.06	800	1200	



S 20 37 Nm



	i	n ₁ = 2800 min ⁻¹					n ₁ = 1400 min ⁻¹					
		n ₂ min ⁻¹	M _{n2} Nm	P _{n1} kW	R _{n1} N	R _{n2} N	n ₂ min ⁻¹	M _{n2} Nm	P _{n1} kW	R _{n1} N	R _{n2} N	
S 20 1_1.4	1.4	2014	13.0	2.8	1000	590	1007	17.0	1.8	1000	740	553
S 20 1_1.9	1.9	1481	13.0	2.1	1000	680	741	17.0	1.3	1000	860	
S 20 1_2.4	2.4	1148	21	2.6	640	680	574	26	1.6	850	860	
S 20 1_3.1	3.1	900	21	2.0	730	750	450	26	1.3	960	950	
S 20 1_3.9	3.9	712	21	1.6	820	840	356	26	0.99	1000	1060	
S 20 1_4.8	4.8	587	21	1.3	910	920	294	26	0.82	1000	1160	
S 20 1_5.8	5.8	481	21	1.1	960	1000	241	26	0.67	1000	1260	
S 20 1_7.2	7.2	388	21	0.87	980	1090	194	26	0.54	1000	1370	
S 20 1_8.5	8.5	329	13.0	0.46	1000	1240	165	17.0	0.30	1000	1500	
S 20 1_10.8	10.8	260	13.0	0.36	1000	1350	130	17.0	0.24	1000	1500	
S 20 1_12.4	12.4	225	13.0	0.31	1000	1430	113	17.0	0.20	1000	1500	



	i	n ₁ = 900 min ⁻¹					n ₁ = 500 min ⁻¹					
		n ₂ min ⁻¹	M _{n2} Nm	P _{n1} kW	R _{n1} N	R _{n2} N	n ₂ min ⁻¹	M _{n2} Nm	P _{n1} kW	R _{n1} N	R _{n2} N	
S 20 1_1.4	1.4	647	20	1.4	1000	850	360	24	0.92	1000	1040	553
S 20 1_1.9	1.9	476	20	1.0	1000	990	265	24	0.68	1000	1210	
S 20 1_2.4	2.4	369	30	1.2	990	990	205	37	0.81	1000	1200	
S 20 1_3.1	3.1	289	30	0.93	1000	1110	161	37	0.64	1000	1340	
S 20 1_3.9	3.9	229	30	0.73	1000	1230	127	37	0.50	1000	1490	
S 20 1_4.8	4.8	189	30	0.60	1000	1350	105	37	0.41	1000	1500	
S 20 1_5.8	5.8	155	30	0.50	1000	1460	86	37	0.34	1000	1500	
S 20 1_7.2	7.2	125	30	0.40	1000	1500	69	37	0.27	1000	1500	
S 20 1_8.5	8.5	106	20	0.23	1000	1500	59	24	0.15	1000	1500	
S 20 1_10.8	10.8	84	20	0.18	1000	1500	47	24	0.12	1000	1500	
S 20 1_12.4	12.4	72	20	0.15	1000	1500	40	24	0.10	1000	1500	

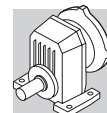


S 30

70 Nm

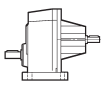

	i	n ₁ = 2800 min ⁻¹					n ₁ = 1400 min ⁻¹					
		n ₂ min ⁻¹	M _{n2} Nm	P _{n1} kW	R _{n1} N	R _{n2} N	n ₂ min ⁻¹	M _{n2} Nm	P _{n1} kW	R _{n1} N	R _{n2} N	
S 30 1_1.4	1.4	1986	24	5.1	1500	770	993	30	3.2	1500	970	555
S 30 1_1.8	1.8	1530	24	3.9	1500	870	765	30	2.5	1500	1090	
S 30 1_2.4	2.4	1157	40	4.9	1270	850	579	50	3.1	1500	1070	
S 30 1_3.1	3.1	915	40	3.9	1470	950	458	50	2.4	1500	1200	
S 30 1_3.9	3.9	711	40	3.0	1500	1070	355	50	1.9	1500	1360	
S 30 1_4.9	4.9	568	40	2.4	1500	1190	284	50	1.5	1500	1500	
S 30 1_5.8	5.8	479	40	2.0	1500	1280	239	50	1.3	1500	1610	
S 30 1_7.1	7.1	395	40	1.7	1500	1390	197	50	1.1	1500	1750	
S 30 1_8.9	8.9	315	24	0.81	1500	1650	157	30	0.50	1500	2080	
S 30 1_10.3	10.3	272	24	0.70	1500	1740	136	30	0.44	1500	2190	
S 30 1_13.1	13.1	213	24	0.55	1500	1900	107	30	0.34	1500	2400	

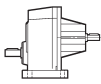

	i	n ₁ = 900 min ⁻¹					n ₁ = 500 min ⁻¹					
		n ₂ min ⁻¹	M _{n2} Nm	P _{n1} kW	R _{n1} N	R _{n2} N	n ₂ min ⁻¹	M _{n2} Nm	P _{n1} kW	R _{n1} N	R _{n2} N	
S 30 1_1.4	1.4	638	35	2.4	1500	1120	355	42	1.6	1500	1360	555
S 30 1_1.8	1.8	492	35	1.8	1500	1260	273	42	1.2	1500	1540	
S 30 1_2.4	2.4	372	58	2.3	1500	1240	207	70	1.5	1500	1510	
S 30 1_3.1	3.1	294	58	1.8	1500	1390	163	70	1.2	1500	1700	
S 30 1_3.9	3.9	228	58	1.4	1500	1570	127	70	0.95	1500	1920	
S 30 1_4.9	4.9	183	58	1.1	1500	1740	101	70	0.76	1500	2120	
S 30 1_5.8	5.8	154	58	0.95	1500	1870	85	70	0.64	1500	2280	
S 30 1_7.1	7.1	127	58	0.79	1500	2030	71	62	0.47	1500	2400	
S 30 1_8.9	8.9	101	35	0.38	1500	2400	56	42	0.25	1500	2400	
S 30 1_10.3	10.3	87	35	0.33	1500	2400	49	42	0.22	1500	2400	
S 30 1_13.1	13.1	69	35	0.26	1500	2400	38	37	0.15	1500	2400	

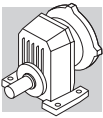


S 40

125 Nm



	i	n ₁ = 2800 min ⁻¹					n ₁ = 1400 min ⁻¹					
		n ₂ min ⁻¹	M _{n2} Nm	P _{n1} kW	R _{n1} N	R _{n2} N	n ₂ min ⁻¹	M _{n2} Nm	P _{n1} kW	R _{n1} N	R _{n2} N	
S 40 1_1.4	1.4	2059	48	10.6	2000	1270	1029	60	6.6	2000	1600	557
S 40 1_1.9	1.9	1514	48	7.8	2000	1450	757	60	4.9	2000	1830	
S 40 1_2.4	2.4	1172	70	8.8	1860	1490	586	90	5.6	2000	1870	
S 40 1_3.1	3.1	918	70	6.9	2000	1660	459	90	4.4	2000	2080	
S 40 1_3.8	3.8	735	70	5.5	2000	1830	367	90	3.5	2000	2290	
S 40 1_4.8	4.8	580	70	4.3	2000	2020	290	90	2.8	2000	2530	
S 40 1_6.1	6.1	461	70	3.5	2000	2220	231	90	2.2	2000	2790	
S 40 1_7.2	7.2	392	63	2.6	2000	2410	196	80	1.7	2000	3030	
S 40 1_8.6	8.6	324	48	1.7	2000	2670	162	60	1.0	2000	3370	
S 40 1_10.7	10.7	262	40	1.1	2000	2930	131	50	0.70	2000	3690	
S 40 1_12.4	12.4	226	40	1.0	2000	3100	113	50	0.60	2000	3800	



	i	n ₁ = 900 min ⁻¹					n ₁ = 500 min ⁻¹					
		n ₂ min ⁻¹	M _{n2} Nm	P _{n1} kW	R _{n1} N	R _{n2} N	n ₂ min ⁻¹	M _{n2} Nm	P _{n1} kW	R _{n1} N	R _{n2} N	
S 40 1_1.4	1.4	662	70	4.9	2000	1850	368	85	3.3	2000	2250	557
S 40 1_1.9	1.9	486	70	3.6	2000	2120	270	85	2.5	2000	2580	
S 40 1_2.4	2.4	377	105	4.2	2000	2160	209	125	2.8	2000	2650	
S 40 1_3.1	3.1	295	105	3.3	2000	2400	164	125	2.2	2000	2940	
S 40 1_3.8	3.8	236	105	2.7	2000	2650	131	125	1.8	2000	3240	
S 40 1_4.8	4.8	186	105	2.1	2000	2930	104	125	1.4	2000	3580	
S 40 1_6.1	6.1	148	105	1.7	2000	3220	82	110	1.0	2000	3800	
S 40 1_7.2	7.2	126	90	1.2	2000	3530	70	90	0.67	2000	3800	
S 40 1_8.6	8.6	104	70	0.78	2000	3800	58	85	0.53	2000	3800	
S 40 1_10.7	10.7	84	58	0.52	2000	3800	47	70	0.35	2000	3800	
S 40 1_12.4	12.4	73	58	0.45	2000	3800	40	70	0.30	2000	3800	

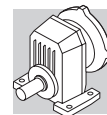


S 50

200 Nm

	i	n ₁ = 2800 min ⁻¹					n ₁ = 1400 min ⁻¹					
		n ₂ min ⁻¹	M _{n2} Nm	P _{n1} kW	R _{n1} N	R _{n2} N	n ₂ min ⁻¹	M _{n2} Nm	P _{n1} kW	R _{n1} N	R _{n2} N	
S 50 1_1.4	1.4	1972	85	17.9	730	1720	986	110	11.6	730	2150	559
S 50 1_1.8	1.8	1564	85	14.2	1220	1920	782	110	9.2	1370	2400	
S 50 1_2.4	2.4	1162	100	12.4	930	2110	581	130	8.1	970	2640	
S 50 1_3.0	3.0	921	110	10.8	860	2300	461	140	6.9	1020	2880	
S 50 1_3.8	3.8	729	120	9.3	640	2480	365	150	5.8	860	3130	
S 50 1_4.8	4.8	589	120	7.6	880	2710	295	150	4.7	1160	3420	
S 50 1_6.1	6.1	462	100	4.9	1980	3100	231	130	3.2	2330	3880	
S 50 1_7.4	7.4	378	100	4.0	2060	3340	189	130	2.6	2400	4190	
S 50 1_8.8	8.8	319	85	2.9	2400	3640	160	110	1.9	2400	4570	
S 50 1_10.5	10.5	268	85	2.4	2400	3880	134	110	1.6	2400	4870	
S 50 1_12.9	12.9	217	80	1.9	2400	4200	109	100	1.2	2400	5300	

	i	n ₁ = 900 min ⁻¹					n ₁ = 500 min ⁻¹					
		n ₂ min ⁻¹	M _{n2} Nm	P _{n1} kW	R _{n1} N	R _{n2} N	n ₂ min ⁻¹	M _{n2} Nm	P _{n1} kW	R _{n1} N	R _{n2} N	
S 50 1_1.4	1.4	634	125	8.5	1010	2510	352	155	5.8	1040	3040	559
S 50 1_1.8	1.8	503	125	6.7	1730	2790	279	155	4.6	1940	3380	
S 50 1_2.4	2.4	373	150	6.0	1160	3060	207	180	4.0	1530	3730	
S 50 1_3.0	3.0	296	160	5.1	1290	3350	164	200	3.5	1310	4050	
S 50 1_3.8	3.8	234	175	4.4	940	3620	130	200	2.8	1740	4460	
S 50 1_4.8	4.8	189	175	3.5	1290	3960	105	180	2.0	2400	4970	
S 50 1_6.1	6.1	149	150	2.4	2400	4500	83	150	1.3	2400	5620	
S 50 1_7.4	7.4	122	140	1.8	2400	4900	68	140	1.0	2400	6100	
S 50 1_8.8	8.8	103	125	1.4	2400	5310	57	125	0.80	2400	6580	
S 50 1_10.5	10.5	86	115	1.1	2400	5700	48	115	0.60	2400	7050	
S 50 1_12.9	12.9	70	100	0.70	2400	6210	39	100	0.40	2400	7200	

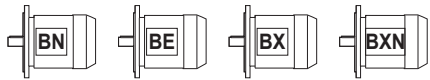


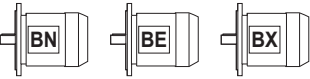
76 PREDISPOSIZIONI MOTORE

Nelle tabelle seguenti vengono riportati gli abbinamenti motore possibili in termini puramente geometrici.

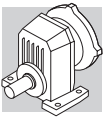
La scelta del motoriduttore deve essere effettuata seguendo le istruzioni specificate al paragrafo 12, rispettando in particolare la condizione $S \geq f_s$.

(E 69)





		IEC_  (IM B5)													
		BN	BE	BXN	BN	BE	BXN	BN	BE	BX	BXN	BN	BE	BX	BXN
$P_{n1}^{(\#)}$ [kW]	2p	0.37	—	—	0.75	—	—	1.5	1.1	—	—	2.2	2.2	—	—
	4p	0.25	0.18	0.18	0.55	0.37	0.37	1.1	0.75	0.75	0.75	1.85	1.5	1.5	1.5
	6p	0.12	—	—	0.37	—	—	0.75	—	—	—	1.1	0.75	—	—
		P63			P71			P80			P90				
S 10 1	i =	1.4_12.3			1.4_12.3			1.4_8.9			1.4_8.9				
S 20 1		1.9_12.4			1.9_12.4			1.4_10.8			1.4_10.8				
S 30 1		2.4_13.1			2.4_13.1			1.4_13.1			1.4_13.1				
S 40 1		3.1_12.4			3.1_12.4			1.4_12.4			1.4_12.4				
S 50 1		3.8_12.9			3.8_12.9			1.4_12.9			1.4_12.9				

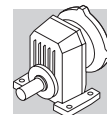
		IEC_  (IM B5)														
		BN	BE	BX	BN	BE	BX	BN	BE	BX	BN	BE	BX	BN	BE	BX
$P_{n1}^{(\#)}$ [kW]	2p	4	3	—	4	4	—	9.2	9.2	—	18.5	18.5	—	22	—	—
	4p	3	3	3	4	4	4	9.2	9.2	7.5	15	15	15	22	22	22
	6p	1.85	1.5	—	2.2	2.2	—	5.5	4	—	11	7.5	—	15	—	—
		P100			P112			P132			P160			P180		
S 10 1	i =	1.4_8.9			1.4_8.9											
S 20 1		1.4_10.8			1.4_10.8											
S 30 1		1.4_13.1			1.4_13.1			1.4_4.9								
S 40 1		1.4_12.4			1.4_12.4			1.4_6.1								
S 50 1		1.4_12.9			1.4_12.9			1.4_7.4			1.4_7.4			1.4_7.4		

(#) P_{n1} = massima potenza installabile sull'ingresso P_{-}



(E 70)

		   					
		M05 - ME05 - MXN05	M1 - ME1 - MXN10	ME2-MX2-MXN20	ME3 - MX3	ME4 - MX4	ME5 - MX5
S 10 1	i =	1.4_12.3	1.4_6.9	1.4_8.9	1.4_8.9		
S 20 1		1.9_12.4	1.9_8.5	1.4_10.8	1.4_10.8		
S 30 1			2.4_10.3	1.4_13.1	1.4_13.1	1.4_4.9	
S 40 1			3.1_12.4	1.4_12.4	1.4_12.4	1.4_6.1	
S 50 1			3.8_12.9	1.4_12.9	1.4_12.9	1.4_7.4	1.4_7.4



77 MOMENTO D'INERZIA

Le tabelle seguenti indicano i valori del momento d'inerzia J_r [kgm²] riferiti all'asse veloce del riduttore; per una migliore facilità di lettura riportiamo le definizioni dei simboli usati.



I valori riferiti a questo simbolo sono da attribuire al riduttore compatto senza motore. In questo caso, per avere il momento d'inerzia complessivo del motoriduttore, si dovrà sommare il valore corrispondente al riduttore compatto, a quello del motore da applicare (dato reperibile nelle tabelle delle caratteristiche tecniche dei motori elettrici).



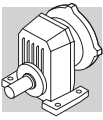
I valori relativi a questi simboli sono da attribuire al riduttore predisposto per attacco motore (grandezza IEC...).






I valori attribuiti al riduttore sono riferiti a questo simbolo.

S 10




	i	J ($\cdot 10^{-4}$) [kgm ²]							
			63	71	80	90	100	112	
S 10 1_1.4	1.4	0.33	1.8	1.8	3.2	3.1	4.4	4.4	1.2
S 10 1_1.9	1.9	0.22	1.7	1.7	3.1	3.0	4.3	4.3	1.1
S 10 1_2.5	2.5	0.16	1.6	1.6	3.0	2.9	4.2	4.2	1.0
S 10 1_3.2	3.2	0.10	1.6	1.6	3.0	2.9	4.2	4.2	0.97
S 10 1_3.8	3.8	0.08	1.5	1.5	2.9	2.9	4.2	4.2	0.95
S 10 1_4.7	4.7	0.06	1.5	1.5	2.9	2.8	4.1	4.1	0.93
S 10 1_6.1	6.1	0.04	1.5	1.5	2.9	2.8	4.1	4.1	0.92
S 10 1_6.9	6.9	0.03	1.5	1.5	2.9	2.8	4.1	4.1	0.91
S 10 1_8.9	8.9	0.02	1.5	1.5	2.9	2.8	4.1	4.1	0.90
S 10 1_10.3	10.3	0.02	1.5	1.5	—	—	—	—	0.89
S 10 1_12.3	12.3	0.01	1.5	1.5	—	—	—	—	0.89

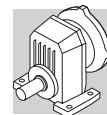


S 20




	i	J ($\cdot 10^{-4}$) [kgm ²]							
			IEC 						
			63	71	80	90	100	112	
S 20 1_1.4	1.4	0.73	—	—	3.6	3.5	4.8	4.8	2.7
S 20 1_1.9	1.9	0.48	1.9	1.9	3.3	3.3	4.6	4.6	2.4
S 20 1_2.4	2.4	0.34	1.8	1.8	3.2	3.1	4.4	4.4	2.3
S 20 1_3.1	3.1	0.20	1.7	1.7	3.0	3.0	4.3	4.3	2.1
S 20 1_3.9	3.9	0.14	1.6	1.6	3.0	2.9	4.2	4.2	2.1
S 20 1_4.8	4.8	0.12	1.6	1.6	3.0	2.9	4.2	4.2	2.0
S 20 1_5.8	5.8	0.08	1.6	1.5	2.9	2.9	4.2	4.2	2.0
S 20 1_7.2	7.2	0.06	1.5	1.5	2.9	2.8	4.1	4.1	2.0
S 20 1_8.5	8.5	0.05	1.5	1.5	2.9	2.8	4.1	4.1	2.0
S 20 1_10.8	10.8	0.03	1.5	1.5	2.9	2.8	4.1	4.1	1.9
S 20 1_12.4	12.4	0.02	1.5	1.5	—	—	—	—	1.9

S 30




	i	J ($\cdot 10^{-4}$) [kgm ²]								
			IEC 							
			63	71	80	90	100	112	132	
S 30 1_1.4	1.4	1.5	—	—	4.3	4.3	5.6	5.6	18	3.8
S 30 1_1.8	1.8	1.1	—	—	3.9	3.8	5.1	5.1	18	3.4
S 30 1_2.4	2.4	0.59	2.1	2.0	3.4	3.4	4.7	4.7	17	2.9
S 30 1_3.1	3.1	0.45	1.9	1.9	3.3	3.2	4.5	4.5	17	2.8
S 30 1_3.9	3.9	0.33	1.8	1.8	3.2	3.1	4.4	4.4	17	2.7
S 30 1_4.9	4.9	0.24	1.7	1.7	3.1	3.0	4.3	4.3	17	2.6
S 30 1_5.8	5.8	0.19	1.7	1.7	3.0	3.0	4.3	4.3	—	2.6
S 30 1_7.1	7.1	0.14	1.6	1.6	3.0	2.9	4.2	4.2	—	2.5
S 30 1_8.9	8.9	0.10	1.6	1.6	2.9	2.9	4.2	4.2	—	2.5
S 30 1_10.3	10.3	0.08	1.5	1.5	2.9	2.9	4.2	4.2	—	2.4
S 30 1_13.1	13.1	0.05	1.5	1.5	2.9	2.8	4.1	4.1	—	2.4

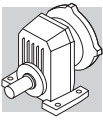


S 40

	i	J ($\cdot 10^{-4}$) [kgm ²]								
			IEC 							
			63	71	80	90	100	112	132	
S 40 1_1.4	1.4	3.7	—	—	6.5	6.5	7.8	7.8	23	14
S 40 1_1.9	1.9	2.4	—	—	5.2	5.2	6.5	6.5	21	13
S 40 1_2.4	2.4	1.6	—	—	4.4	4.4	5.7	5.7	21	12
S 40 1_3.1	3.1	1.1	2.6	2.6	4.0	3.9	5.2	5.2	20	12
S 40 1_3.8	3.8	0.82	2.3	2.3	3.7	3.6	4.9	4.9	18	11
S 40 1_4.8	4.8	0.50	2.0	2.0	3.3	3.3	4.6	4.6	18	11
S 40 1_6.1	6.1	0.39	1.8	1.8	3.2	3.2	4.5	4.5	18	11
S 40 1_7.2	7.2	0.30	1.8	1.8	3.1	3.1	4.4	4.4	—	11
S 40 1_8.6	8.6	0.22	1.7	1.7	3.1	3.0	4.3	4.3	—	11
S 40 1_10.7	10.7	0.15	1.6	1.6	3.0	2.9	4.2	4.2	—	11
S 40 1_12.4	12.4	0.12	1.6	1.6	3.0	2.8	4.2	4.2	—	11

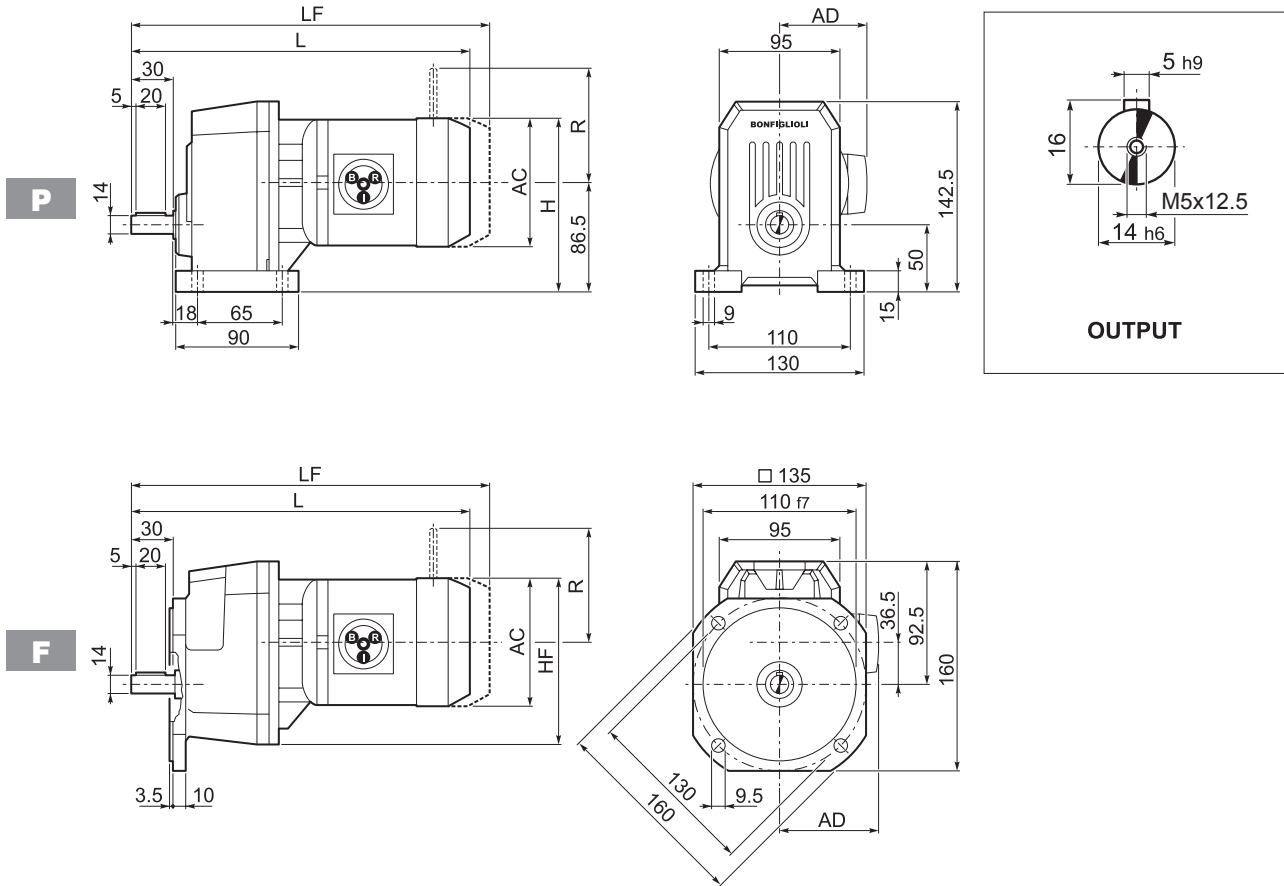
S 50

	i	J ($\cdot 10^{-4}$) [kgm ²]										
			IEC 									
			63	71	80	90	100	112	132	160	180	
S 50 1_1.4	1.4	8.2	—	—	11	11	12	12	27	86	84	19
S 50 1_1.8	1.8	5.9	—	—	8.8	8.7	10	10	25	84	82	16
S 50 1_2.4	2.4	3.9	—	—	6.8	6.7	8.0	8.0	23	82	80	14
S 50 1_3.0	3.0	2.7	—	—	5.5	5.5	6.8	6.8	22	81	79	13
S 50 1_3.8	3.8	1.9	3.3	3.3	4.7	4.6	5.9	5.9	21	80	78	12
S 50 1_4.8	4.8	1.4	2.8	2.8	4.2	4.1	5.4	5.4	21	79	77	12
S 50 1_6.1	6.1	0.89	2.4	2.4	3.7	3.7	5.0	5.0	21	79	77	11
S 50 1_7.4	7.4	0.63	2.1	2.1	3.5	3.4	4.7	4.7	20	79	77	11
S 50 1_8.8	8.8	0.50	2.0	2.0	3.4	3.3	4.6	4.6	—	—	—	11
S 50 1_10.5	10.5	0.36	1.8	1.8	3.2	3.1	4.4	4.4	—	—	—	11
S 50 1_12.9	12.9	0.25	1.7	1.7	3.1	3.0	4.3	4.3	—	—	—	11

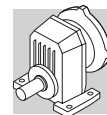


78 DIMENSIONI

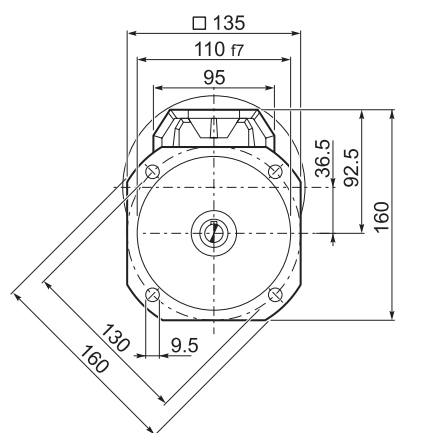
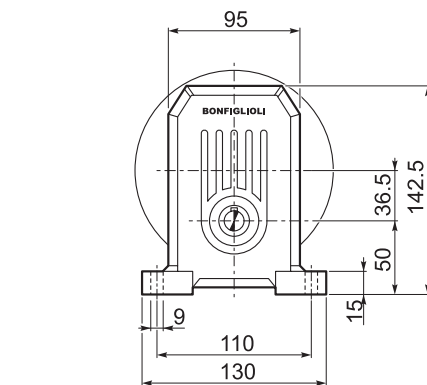
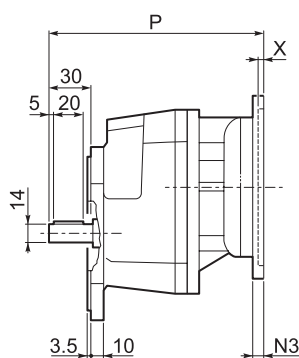
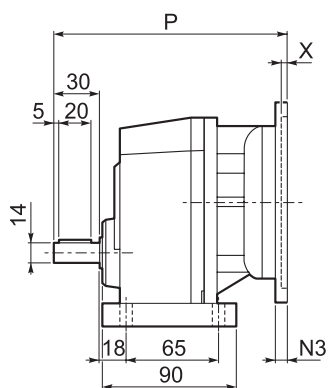
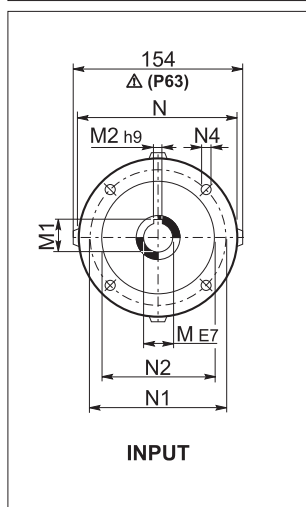
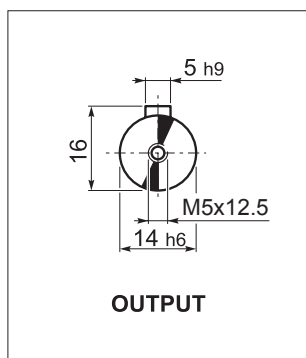
S 10...M/ME/MX/MXN



			AC	H	HF	L	AD	Kg	M...FD M...FA		M...FD		M...FA	
									LF	Kg	R	AD	R	AD
S 10 1	S05	M05	121	147	143	315	95	8	381	11	96	122	116	95
S 10 1	S05	ME05	121	147	143	315	95	8	381	11	96	119	116	119
S 10 1	S05	MXN05	123	148	143	361.5	136	9.8	408.5	10.9	96	136	116	136
S 10 1	S1	M1	137	155	151	344	102	10	405	13	103	135	124	108
S 10 1	S1	ME1	137	155	151	344	102	10	405	13	103	135	124	135
S 10 1	S10	MXN10	138	155.5	151	373	137	12.4	432	14.8	103	138	121	138
S 10 1	S2	M2S	156	164	160	367	111	13	443	17	129	146	134	119
S 10 1	S2	ME2S	156	164	160	367	111	13	443	19.1	129	143	134	143
S 10 1	S2	MX2S	156	164	160	411	111	18.1	501	26.3	129	143	134	143
S 10 1	S20	MXN20	158	165	160	434.5	146	20.3	505.5	22.5	129	148	131	148
S 10 1	S3	ME3S	195	184	180	416	135	20.5	512	28.4	160	155	160	155
S 10 1	S3	MX3S	195	184	180	448	135	23.5	540	33.4	160	155	160	155
S 10 1	S3	ME3L	195	184	180	448	135	21	539	34.9	160	155	160	155
S 10 1	S3	MX3L	195	184	180	492	135	27	584	42.4	160	155	160	155

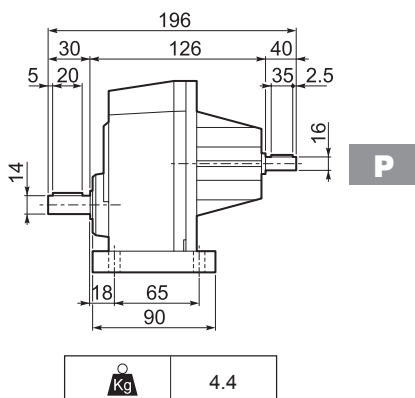
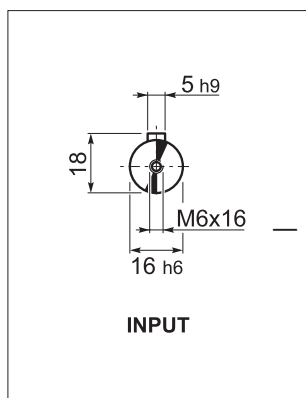


S 10...P (IEC)

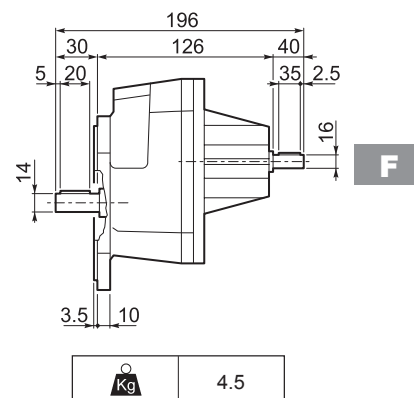


		M	M1	M2	N	N1	N2	N3	N4	P	X	Kg
S 10 1	P63	11	12.8	4	140	115	95	—	M8x10	189	4	5
S 10 1	P71	14	16.3	5	160	130	110	—	M8x10	189	4.5	5
S 10 1	P80	19	21.8	6	200	165	130	—	M10x14.5	208	4	6
S 10 1	P90	24	27.3	8	200	165	130	—	M10x14.5	208	4	6
S 10 1	P100	28	31.3	8	250	215	180	—	M12x16	218	4.5	10
S 10 1	P112	28	31.3	8	250	215	180	—	M12x16	218	4.5	10

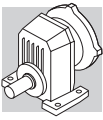
S 10...HS



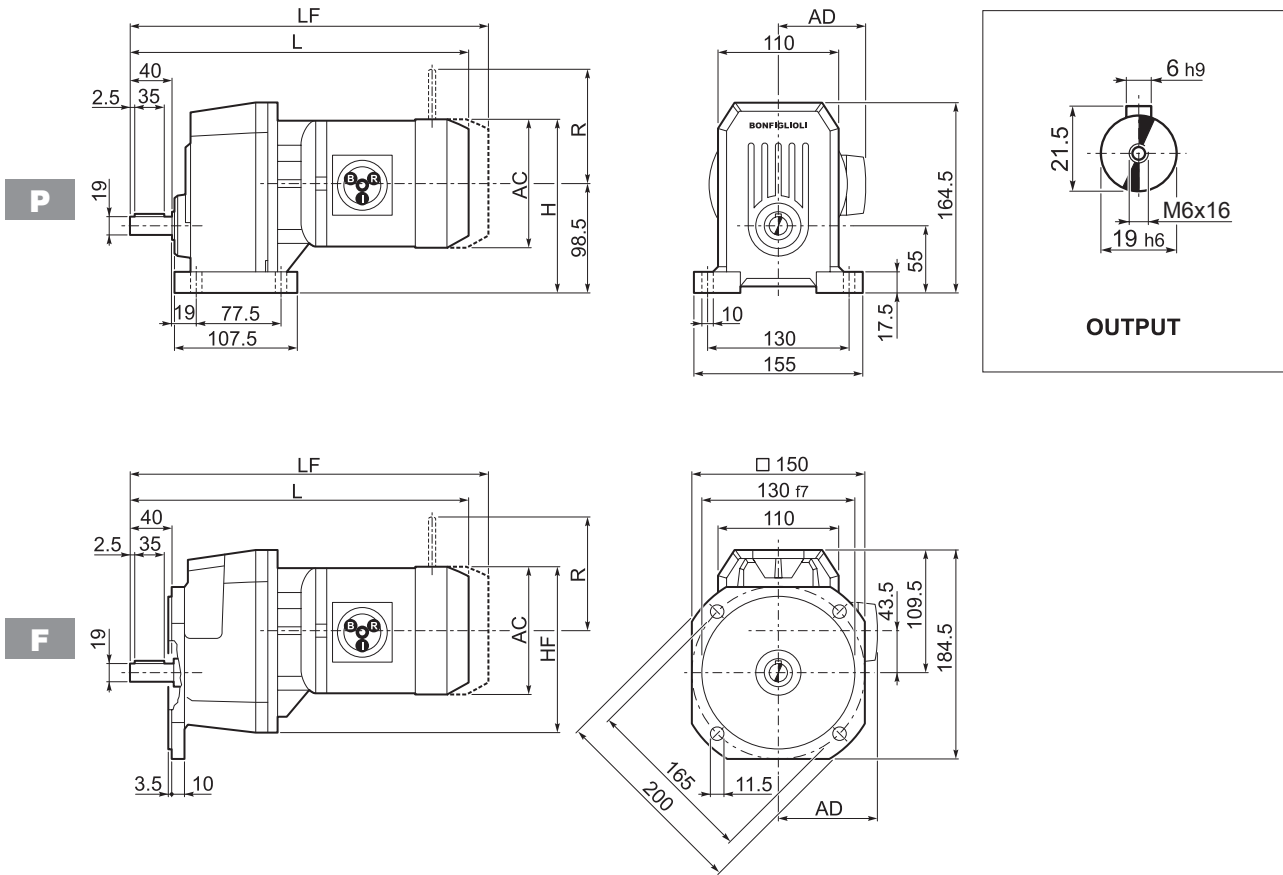
Kg	4.4
----	-----



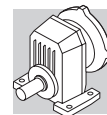
Kg	4.5
----	-----



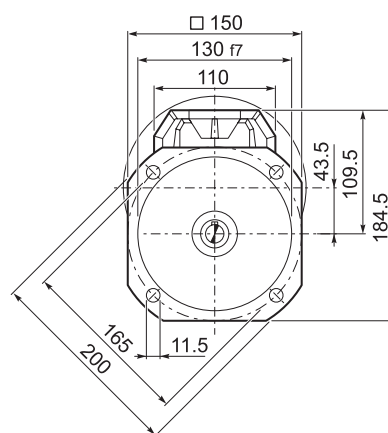
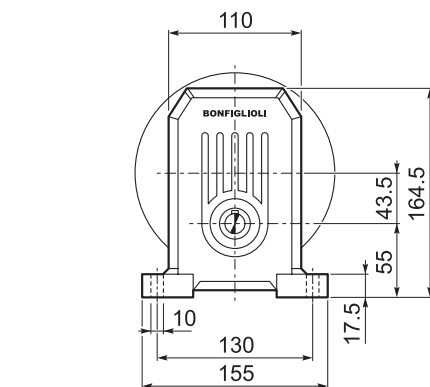
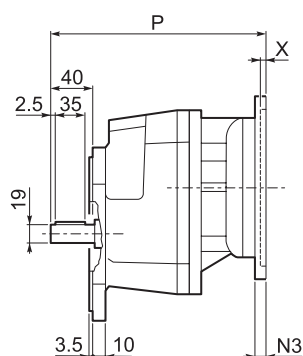
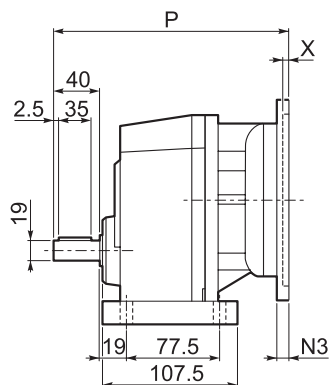
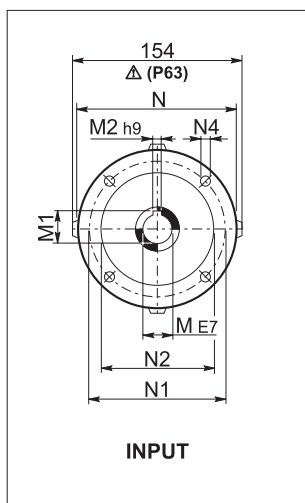
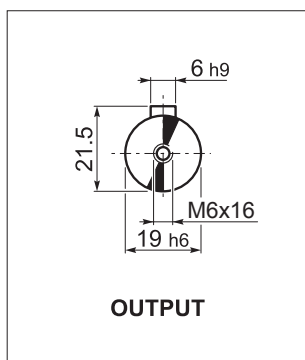
S 20...M/ME/MX/MXN



			AC	H	HF	L	AD	Kg	M...FD M...FA		M...FD		M...FA	
									LF	Kg	R	AD	R	AD
S 20 1	S05	M05	121	159	153	333.5	95	10	399.5	12	96	122	116	95
S 20 1	S05	ME05	121	159	153	333.5	95	10	399.5	12	96	119	116	119
S 20 1	S05	MXN05	123	160	153	380	136	11.8	427	12.9	96	136	116	136
S 20 1	S1	M1	137	167	161	362.5	102	12	423.5	14	103	135	124	108
S 20 1	S1	ME1	137	167	161	362.5	102	12	423.5	14	103	135	124	135
S 20 1	S10	MXN10	138	167.5	161	391.5	137	14.4	450.5	16.8	103	138	121	138
S 20 1	S2	M2S	156	176	170	385.5	111	16	461.5	19	129	146	134	119
S 20 1	S2	ME2S	156	176	170	385.5	111	16	461.5	21.1	129	143	134	143
S 20 1	S2	MX2S	156	176	170	429.5	111	21.1	501.5	28.3	129	143	134	143
S 20 1	S20	MXN20	158	177	170	483	146	23.3	554	25.5	129	148	131	148
S 20 1	S3	ME3S	195	196	190	434.5	135	21.5	530.5	30.4	160	155	160	155
S 20 1	S3	MX3S	195	196	190	466.5	135	24.5	556.5	35.4	160	155	160	155
S 20 1	S3	ME3L	195	196	190	466.5	135	26	557.5	36.9	160	155	160	155
S 20 1	S3	MX3L	195	196	190	510.5	135	32	602.5	44.4	160	155	160	155



S 20...P(IEC)

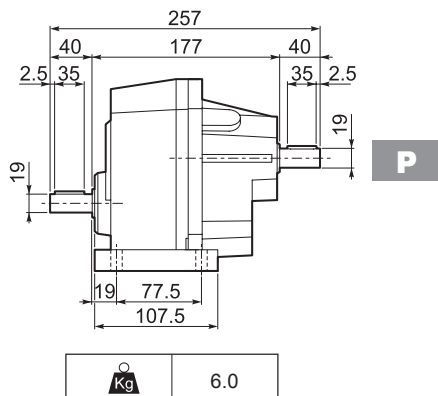
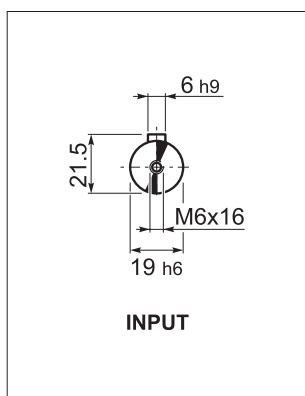


P

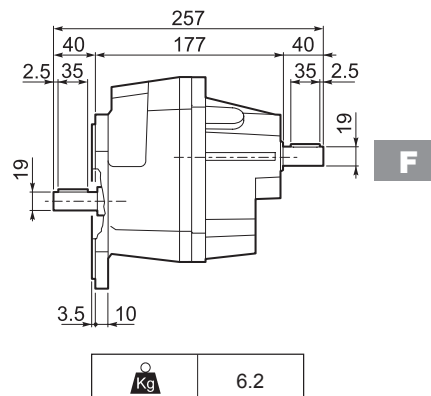
F

		M	M1	M2	N	N1	N2	N3	N4	P	X	Kg
S 20 1	P63	11	12.8	4	140	115	95	—	M8x10	207	4	6
S 20 1	P71	14	16.3	5	160	130	110	—	M8x10	207	4.5	6
S 20 1	P80	19	21.8	6	200	165	130	—	M10x14.5	227	4	7
S 20 1	P90	24	27.3	8	200	165	130	—	M10x14.5	227	4	7
S 20 1	P100	28	31.3	8	250	215	180	—	M12x16	237	4.5	11
S 20 1	P112	28	31.3	8	250	215	180	—	M12x16	237	4.5	11

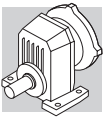
S 20...HS



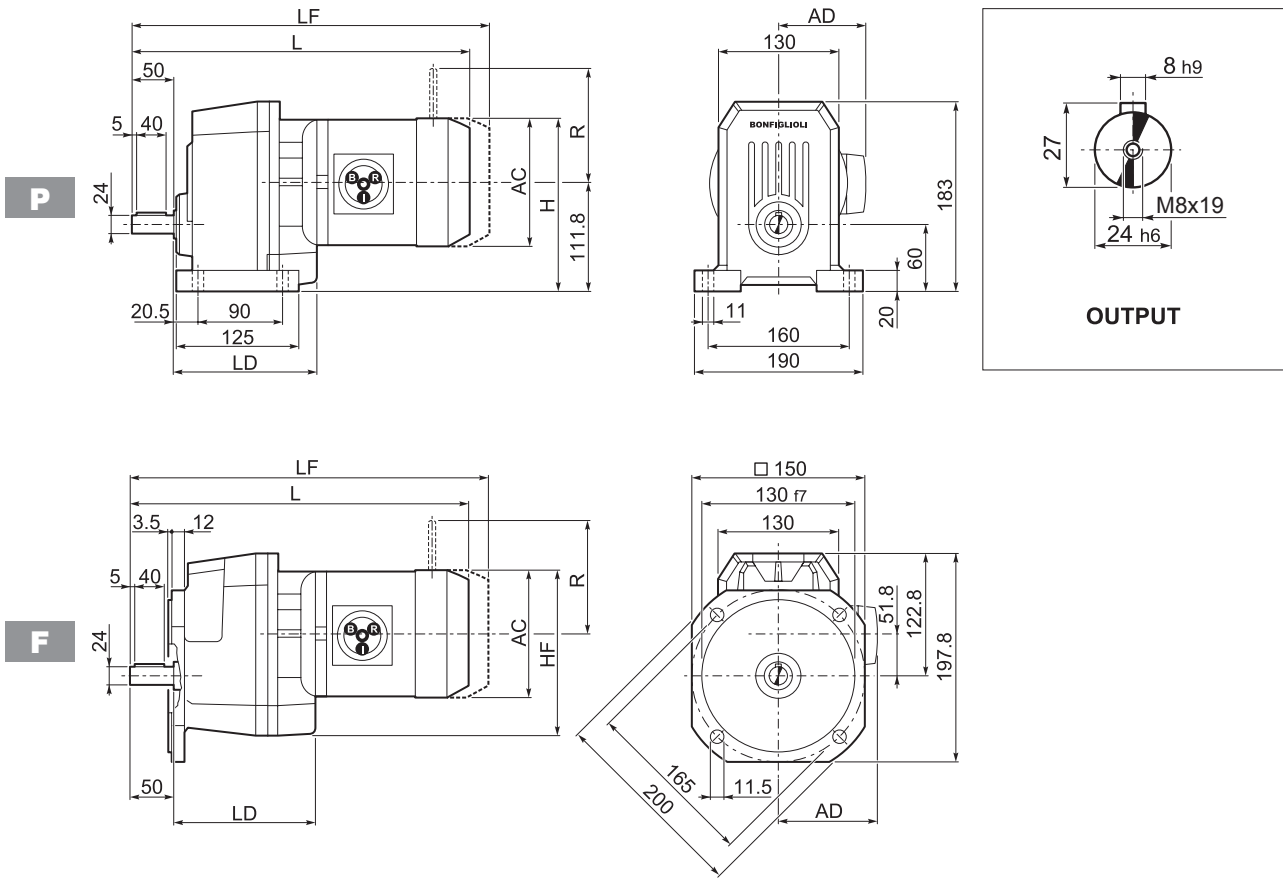
Kg	6.0
----	-----



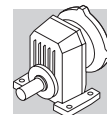
Kg	6.2
----	-----



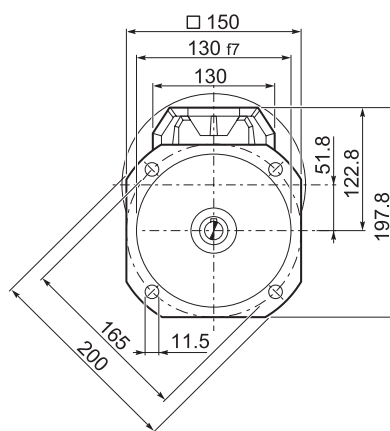
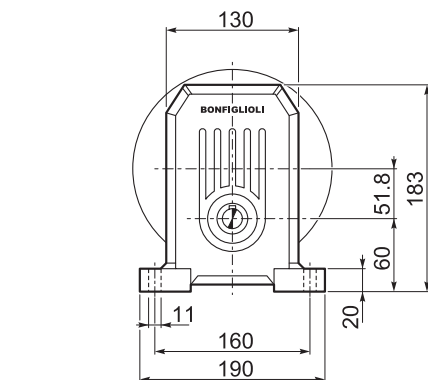
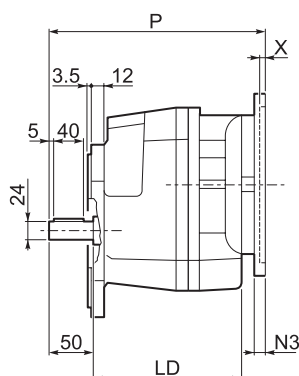
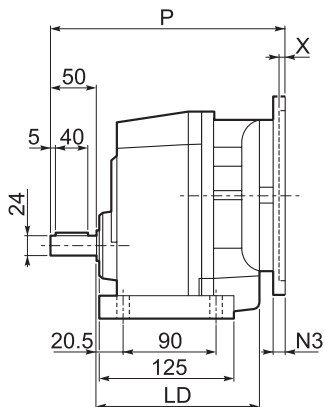
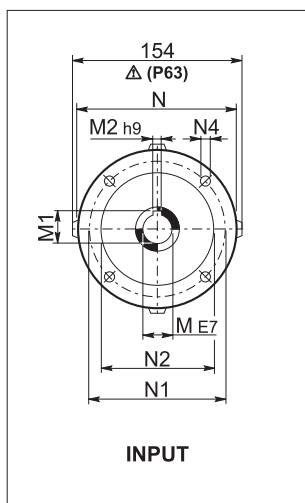
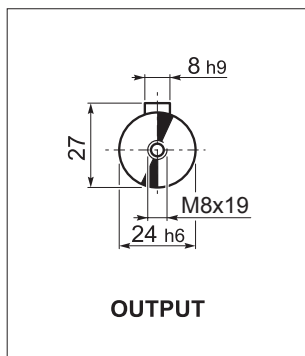
S 30...M/ME/MX/MXN



			AC	H	HF	L	LD	AD	Kg	M...FD M...FA		M...FD		M...FA	
										LF	Kg	R	AD	R	AD
S 30 1	S1	M1	137	180	177	387.5	140.5	102	14	448.5	16	103	135	124	108
S 30 1	S1	ME1	137	180	177	387.5	140.5	102	14	448.5	16	103	135	124	135
S 30 1	S10	MXN10	138	180	177.5	416.5	140.5	137	16.4	475.5	18.8	103	138	121	138
S 30 1	S1	M2S	156	190	186	410.5	152.5	111	18	486.5	21	129	146	134	119
S 30 1	S2	ME2S	156	190	186	410.5	152.5	111	18	486.5	23.1	129	143	134	143
S 30 1	S2	MX2S	156	190	186	454.5	152.5	111	23.1	526.5	30.3	129	143	134	143
S 30 1	S3	ME3S	195	209	206	459.5	162.5	135	24.5	555.5	32.4	160	155	160	155
S 30 1	S3	MX3S	195	209	206	491.5	162.5	135	27.5	569.5	37.4	160	155	160	155
S 30 1	S3	ME3L	195	209	206	491.5	162.5	135	32	582.5	38.9	160	155	160	155
S 30 1	S3	MX3L	195	209	206	535.5	162.5	135	38	611.5	46.4	160	155	160	155
S 30 1	S4	ME4	258	240.8	237	599.5	—	193	71	684.5	58.4	204	210	200	210
S 30 1	S4	ME4LB	258	240.8	237	634.5	—	193	79	709.5	76.4	226	210	217	210

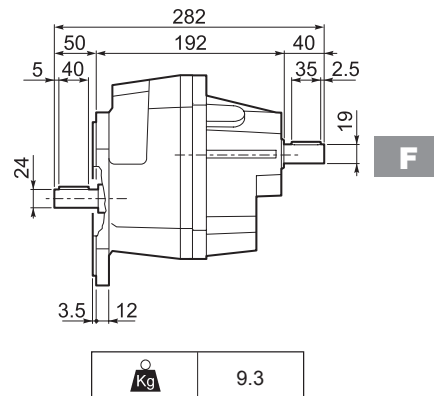
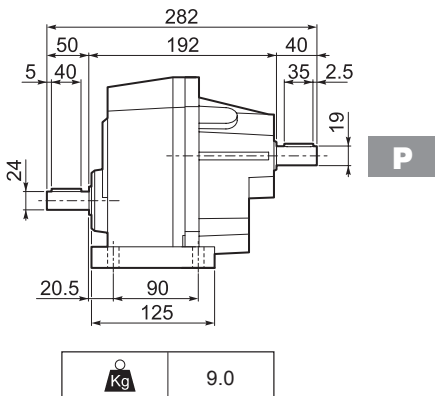
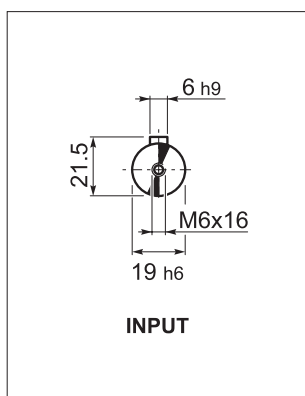


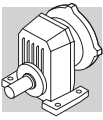
S 30...P(IEC)



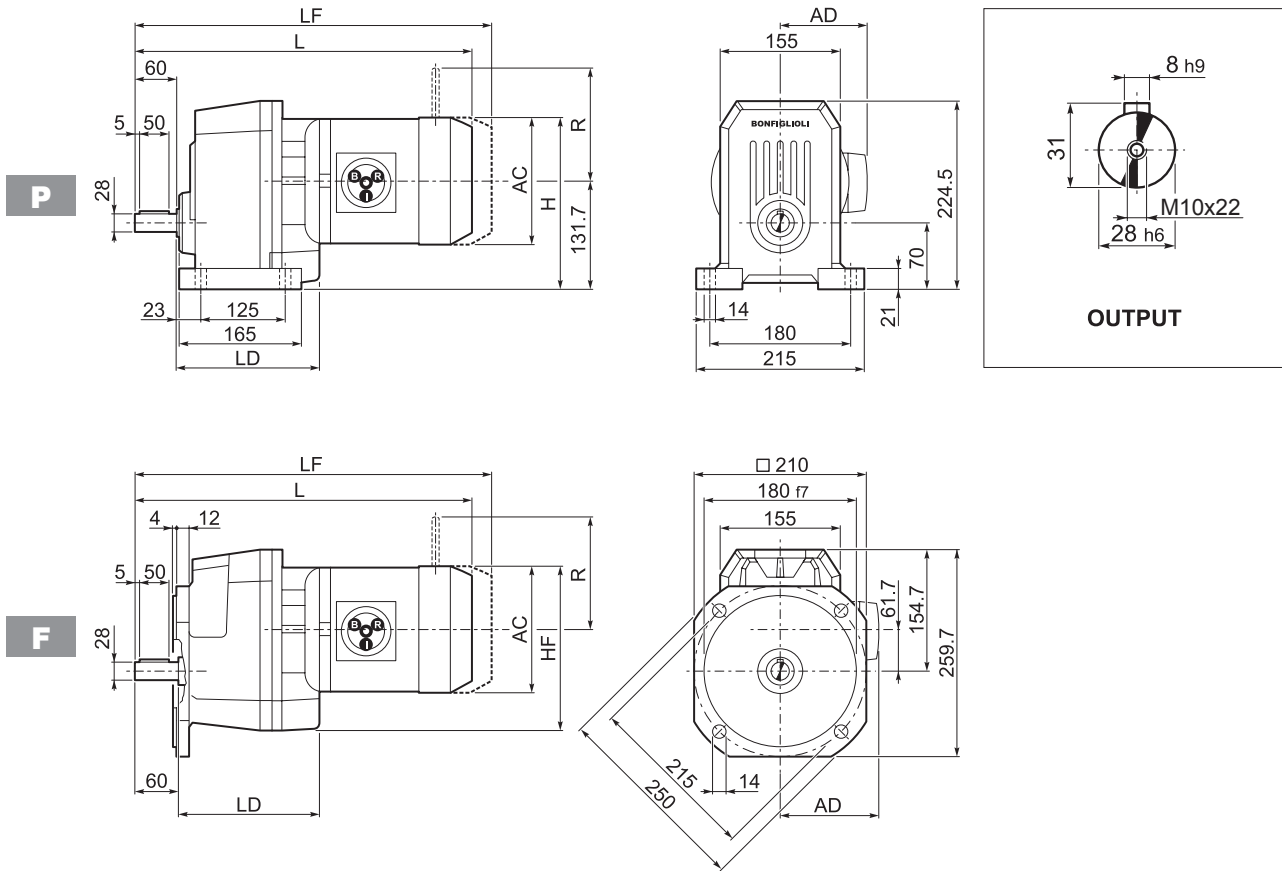
		LD	M	M1	M2	N	N1	N2	N3	N4	P	X	kg
S 30 1	P63	152.5	11	12.8	4	140	115	95	—	M8x10	232	4	8
S 30 1	P71	152.5	14	16.3	5	160	130	110	—	M8x10	232	4.5	8
S 30 1	P80	162.5	19	21.8	6	200	165	130	—	M10x14.5	252	4	9
S 30 1	P90	162.5	24	27.3	8	200	165	130	—	M10x14.5	252	4	9
S 30 1	P100	162.5	28	31.3	8	250	215	180	—	M12x16	262	4.5	13
S 30 1	P112	162.5	28	31.3	8	250	215	180	—	M12x16	262	4.5	13
S 30 1	P132	—	38	41.3	10	300	265	230	16	14	298.5	5	21

S 30...HS

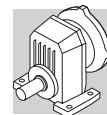




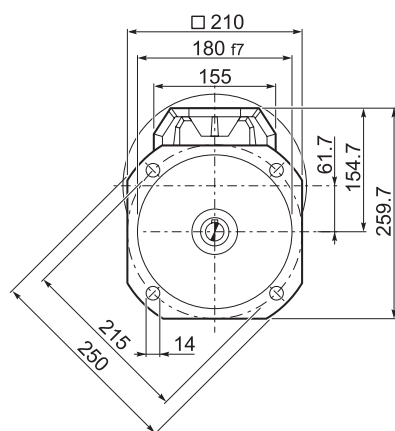
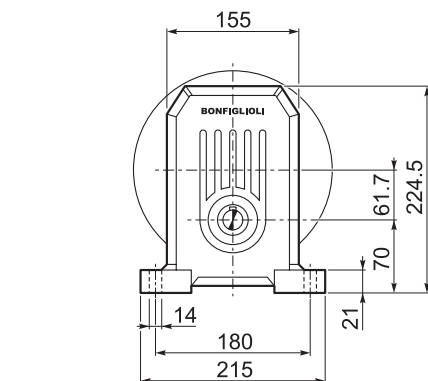
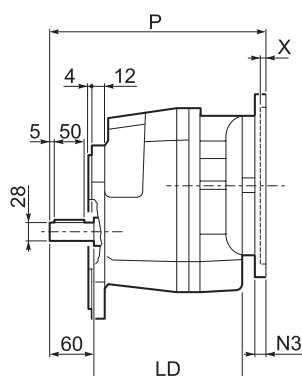
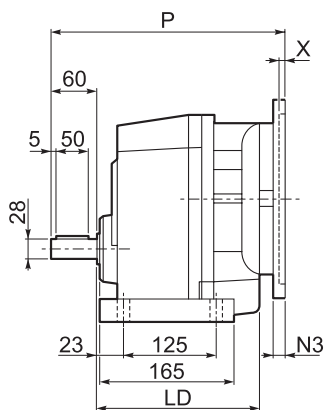
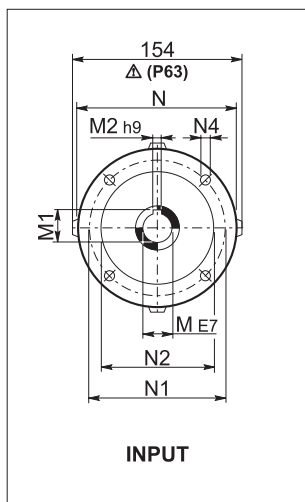
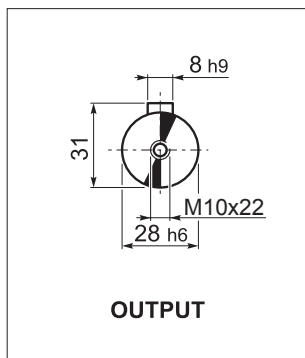
S 40...M/ME/MX



			AC	H	HF	L	LD	AD	Kg	M...FD M...FA		M...FD		M...FA		
										LF	Kg	R	AD	R	AD	
S 40 1	S1	M1	137	200	197	429.5	168	102	28	490.5	31	103	135	124	108	
S 40 1	S1	ME1	137	200	197	429.5	168	102	28	490.5	31	103	135	124	135	
S 40 1	S2	M2S	156	210	206	452.5	183.5	111	34	528.5	37	129	146	134	119	
S 40 1	S2	ME2S	156	210	206	452.5	183.5	111	34	528.5	39.1	129	143	134	143	
S 40 1	S2	MX2S	156	210	206	496.5	183.5	111	39.1	568.5	46.3	129	143	134	143	
S 40 1	S3	ME3S	195	229	226	501.5	199.5	135	40.5	597.5	48.5	160	155	160	155	
S 40 1	S3	MX3S	195	229	226	533.5	199.5	135	43.5	623.5	53.4	160	155	160	155	
S 40 1	S3	ME3L	195	229	226	533.5	199.5	135	48	624.5	54.9	160	155	160	155	
S 40 1	S3	MX3L	195	229	226	577.5	199.5	135	54	669.5	62.4	160	155	160	155	
S 40 1	S4	ME4	MX4	258	261	257	641.5	—	193	82	726.5	74.4	204	210	200	210
S 40 1	S4	ME4LB	MX4LA	258	261	257	676.5	—	193	90	751.5	96.4	226	210	217	210



S 40...P(IEC)

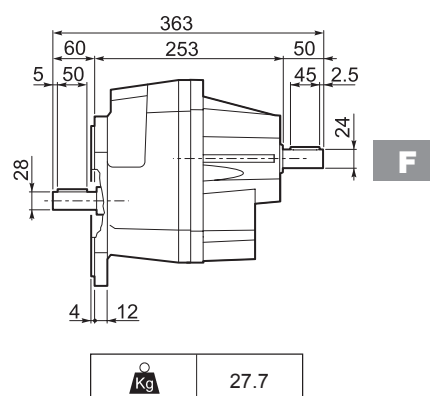
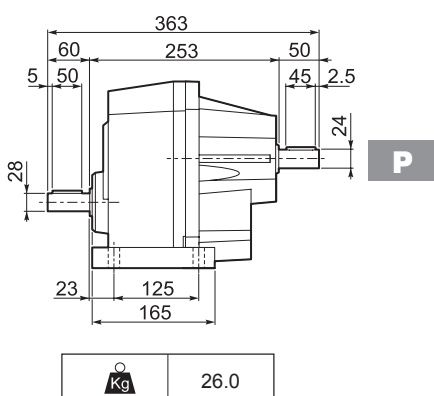
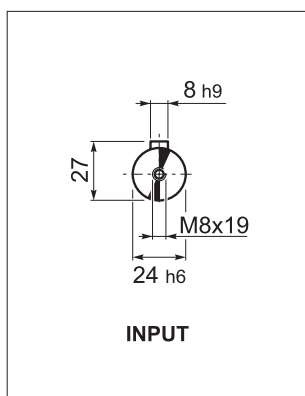


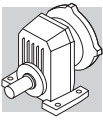
P

F

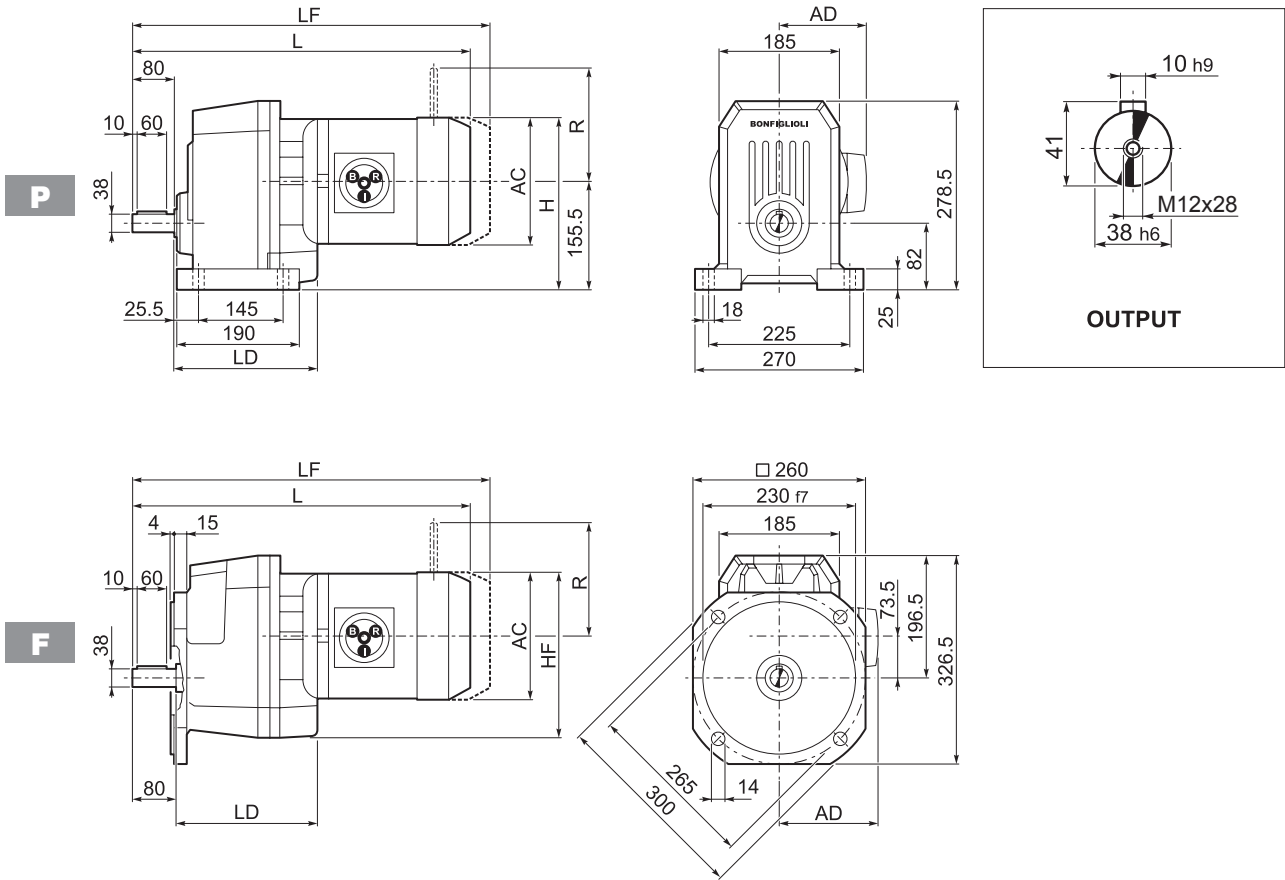
		LD	M	M1	M2	N	N1	N2	N3	N4	P	X	Kg
S 40 1	P63	183.5	11	12.8	4	140	115	95	—	M8x10	274	4	25
S 40 1	P71	183.5	14	16.3	5	160	130	110	—	M8x10	274	4.5	26
S 40 1	P80	199.5	19	21.8	6	200	165	130	—	M10x14.5	294	4	26
S 40 1	P90	199.5	24	27.3	8	200	165	130	—	M10x14.5	294	4	30
S 40 1	P100	—	28	31.3	8	250	215	180	—	M12x16	304	4.5	30
S 40 1	P112	—	28	31.3	8	250	215	180	—	M12x16	304	4.5	30
S 40 1	P132	—	38	41.3	10	300	265	230	16	14	340	5	32

S 40...HS

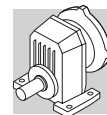




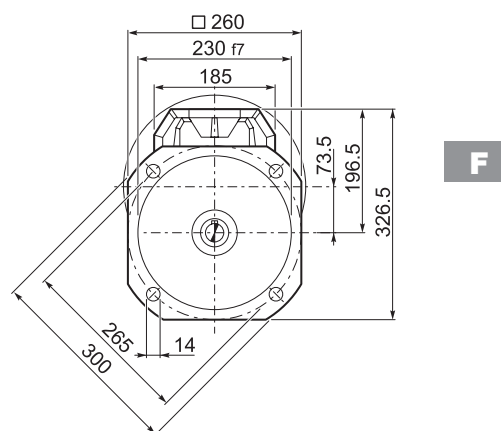
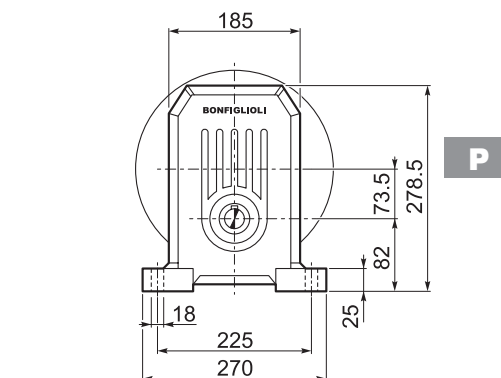
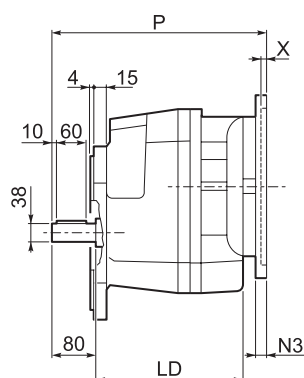
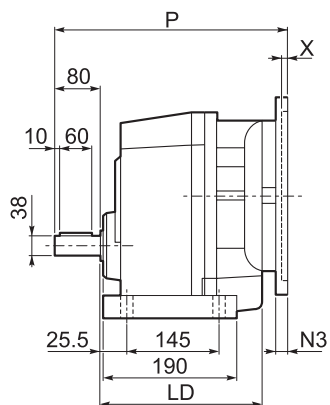
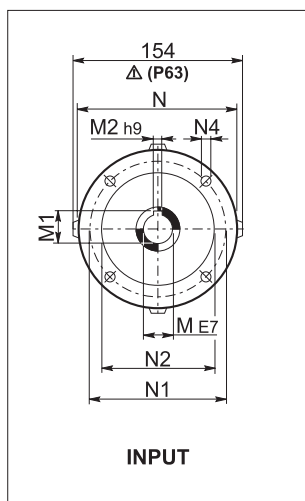
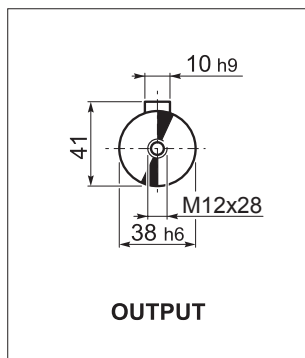
S 50...M/ME/MX



											M...FD M...FA		M...FD		M...FA	
			AC	H	HF	L	LD	AD		LF		R	AD	R	AD	
S 50 1	S1	M1	137	225	222	469	—	102	40	530	42	103	135	124	108	
S 50 1	S1	ME1	137	225	222	469	—	102	40	530	42	103	135	124	135	
S 50 1	S2	M2S	156	233	230	492.5	204.5	111	44	568.5	47	129	146	134	119	
S 50 1	S2	ME2S	156	233	230	492.5	204.5	111	44	568.5	49.1	129	143	134	143	
S 50 1	S2	MX2S	156	233	230	536.5	204.5	111	49.1	608.5	56.3	129	143	134	143	
S 50 1	S3	ME3S	195	253	250	541.5	219.5	135	52.5	637.5	58.4	160	155	160	155	
S 50 1	S3	MX3S	195	253	250	573.5	219.5	135	55.5	663.5	63.4	160	155	160	155	
S 50 1	S3	ME3L	195	253	250	573.5	219.5	135	60	664.5	64.9	160	155	160	155	
S 50 1	S3	MX3L	195	253	250	617.5	219.5	135	66	709.5	72.4	160	155	160	155	
S 50 1	S4	ME4	258	284	281	681.5	204.5	193	86	784.5	106.4	204	210	200	210	
S 50 1	S4	ME4LB	258	284	281	716.5	204.5	193	94	809.5	116.4	226	210	217	210	
S 50 1	S5	ME5S	310	310.5	307	768	—	245	114	872.5	176.4	266	245	247	245	
S 50 1	S5	ME5L	310	310.5	307	812	—	245	130	916.5	187.4	266	245	247	245	

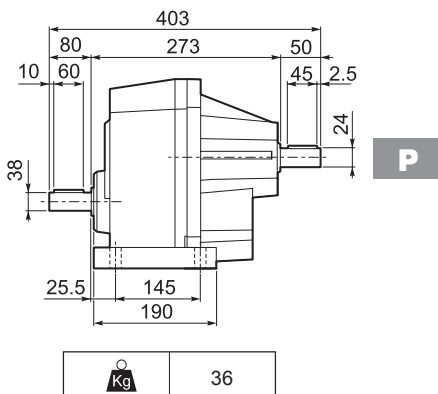
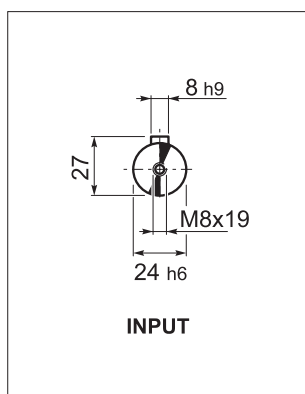


S 50...P(IEC)

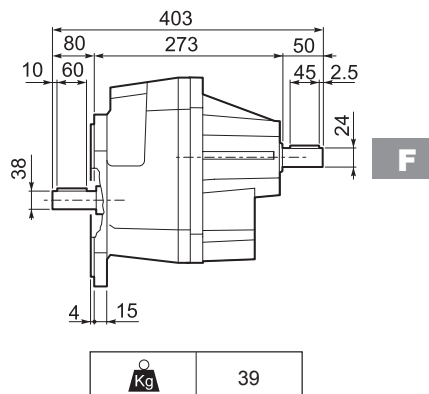


		LD	M	M1	M2	N	N1	N2	N3	N4	P	X	kg
S 50 1	P63	204.5	11	12.8	4	140	115	95	—	M8x10	314	4	35
S 50 1	P71	204.5	14	12.8	4	160	130	110	—	M8x10	314	4.5	35
S 50 1	P80	219.5	19	16.3	5	200	165	130	—	M10x14.5	314	4	37
S 50 1	P90	219.5	24	21.8	6	200	165	130	—	M10x14.5	334	4	37
S 50 1	P100	204.5	28	27.3	8	250	215	180	—	M12x16	344	4.5	41
S 50 1	P112	204.5	28	31.3	8	250	215	180	—	M12x16	344	4.5	41
S 50 1	P132	204.5	38	41.3	10	300	265	230	16	14	380	5	44
S 50 1	P160	—	42	45.3	12	350	300	250	23	18	431	5.5	48
S 50 1	P180	—	48	51.8	14	350	300	250	23	18	431	5.5	48

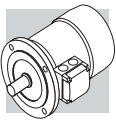
S 50...HS



kg	36
----	----



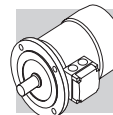
kg	39
----	----



MOTORI ELETTRICI

M1 SIMBOLOGIA E UNITÀ DI MISURA

Simbolo	Unità di misura	Descrizione	Simbolo	Unità di misura	Descrizione
$\cos\varphi$	–	Fattore di potenza	n	$[\text{min}^{-1}]$	Velocità nominale
η	–	Rendimento	P_B	[W]	Potenza assorbita dal freno a 20°C
f_m	–	Fattore correttivo della potenza	P_n	[kW]	Potenza nominale
I	–	Rapporto di intermittenza	P_r	[kW]	Potenza richiesta
I_N	[A]	Corrente nominale	t_1	[ms]	Ritardo di sblocco del freno con alimentatore a semionda
I_S	[A]	Corrente di spunto	t_{1s}	[ms]	Tempo di sblocco del freno con alimentatore a controllo elettronico
J_C	[Kgm ²]	Momento di inerzia del carico	t_2	[ms]	Ritardo di frenatura con disgiunzione lato c.a.
J_M	[Kgm ²]	Momento di inerzia motore	t_{2c}	[ms]	Ritardo di frenatura con disgiunzione circuito c.a. e c.c.
K_c	–	Fattore di coppia	t_a	[°C]	Temperatura ambiente
K_d	–	Fattore di carico	t_f	[min]	Tempo di funzionamento a carico costante
K_J	–	Fattore di inerzia	t_r	[min]	Tempo di riposo
M_A	[Nm]	Coppia accelerante media	W	[J]	Lavoro di frenatura accumulato tra due regolazioni del traferro
M_B	[Nm]	Coppia frenante	W_{\max}	[J]	Energia massima per singola frenatura
M_N	[Nm]	Coppia nominale	Z	[1/h]	N° di avviamenti ammissibili, a carico
M_L	[Nm]	Coppia resistente media	Z_0	[1/h]	N° di avviamenti ammissibili a vuoto ($I = 50\%$)
M_S	[Nm]	Coppia di spunto			



M2 INTRODUZIONE

Classi di rendimento e metodo di prova

Il rendimento descrive l'efficienza con la quale il motore elettrico trasforma l'energia elettrica in meccanica.

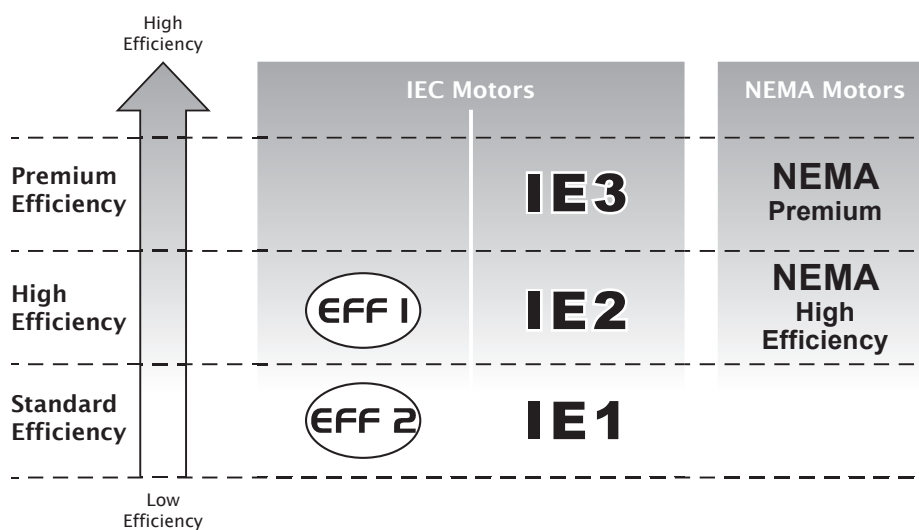
In Europa il sistema di classificazione energetica dei motori in bassa tensione avveniva su base volontaria con riferimento alle classi Eff1/Eff2/Eff3; altri paesi si riferivano ai propri sistemi nazionali spesso molto diversi da quello Europeo.

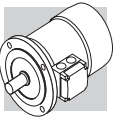
Questa incertezza normativa ha spinto i costruttori a promuovere un'armonizzazione internazionale e l'emissione della Norma IEC (International Electrotechnical Commission) IEC 60034-30-1, "Classi di rendimento dei motori asincroni trifase a gabbia ad una sola velocità (codice IE)".

La nuova Norma:

- definisce le nuove classi di efficienza
- **IE1** (rendimento standard)
- **IE2** (alto rendimento)
- **IE3** (rendimento premium)
- fornisce un riferimento comune internazionale per la classificazione dei motori elettrici come
- pure per le attività legislative nazionale
- introduce il nuovo metodo di misura del rendimento in accordo alla Norma IEC 60034-1-2:2007

Nella tabella seguente è evidenziata la corrispondenza tra le principali classificazioni.





Regolamento CE N° 640/2009 della Commissione

La Norma IEC 60034-30-1 fornisce le linee guida tecniche ma non stabilisce in termini legali i requisiti richiesti per l'adozione di una certa classe di rendimento; questi requisiti sono specificati dalle Direttive e dalle Leggi nazionali.

Il regolamento di applicazione della Direttiva 2005/32/CE, adottato il 22 Luglio 2009, stabilisce questi requisiti e specifica i criteri per la progettazione ecocompatibile dei motori elettrici, fissando i limiti di rendimento secondo le seguenti scadenze:

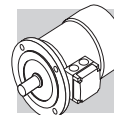
- **16/06/2011:** I motori elettrici devono avere un livello minimo di efficienza corrispondente a **IE2**
- **01/01/2015:** I motori elettrici con una potenza nominale compresa tra 7.5 kW e 375 kW
 - devono avere un livello minimo di efficienza corrispondente a **IE3**, oppure a **IE2** se dotati
 - di un convertitore di frequenza.
- **01/01/2017:** I motori elettrici con una potenza nominale compresa tra 0.75 kW e 375 kW devono
 - avere un livello minimo di efficienza corrispondente a **IE3**, oppure a **IE2** se dotati
 - di un convertitore di frequenza.

Scopo ed esclusioni

Il Regolamento (CE) N. 640/2009 si applica ai motori a induzione, a gabbia di scoiattolo a 2, 4 e 6 poli, singola velocità, trifase 50 Hz o 60 Hz, con potenza output tra 0.75 kW a 375 kW, tensione nominale fino a 1000 V, e che abbiano caratteristiche basate su di un funzionamento continuo (S1).

Sono esclusi dall'applicazione di questo regolamento:

- I motori autofrenanti.
- I motori progettati per funzionare completamente immersi in un liquido.
- I motori completamente integrati in un prodotto (ad esempio riduttore, pompe, ventilatori), rendendo impossibile testarne le prestazioni in modo indipendente dal prodotto.
- I motori espressamente progettati per funzionare:
 - ad altitudini superiori a 4000 metri slm;
 - dove la temperatura ambiente supera i 60 °C;
 - a temperature massime di esercizio superiori a 400 °C;
 - dove la temperatura ambiente è inferiore a -30 °C (qualsiasi motore) o inferiore a 0 °C (per i motori raffreddati ad acqua);
 - dove la temperatura del liquido refrigerante in entrata è inferiore a 0 °C o supera i 32 °C;
 - in atmosfere potenzialmente esplosive come definite dalla direttiva 2014/34/UE.



M3 CARATTERISTICHE GENERALI

M3.1 Programma di produzione

I motori elettrici asincroni trifase BXN, BX, BE, BN, MXN, MX, ME e M del programma di produzione della BONFIGLIOLI RIDUTTORI sono previsti nella forma costruttiva base IMB5 e derivate. I motori sono del tipo chiuso con ventilazione esterna e rotore a gabbia per l'utilizzo in ambienti industriali. I motori BX, BE, MX, ME sono previsti, nell'esecuzione standard, per tensione nominale 230/400V Δ/Y (400/690V Δ/Y per le grandezze BX-BE 160 e BX-BE 180) 50 Hz con tolleranza $\pm 10\%$. I motori BN/M sono previsti, nell'esecuzione standard, per tensione nominale 230/400V Δ/Y (400/690V Δ/Y per le grandezze BN 160 ... BN 200) 50 Hz con tolleranza $\pm 10\%$.

Sui motori BXN/MXN è presente una morsettiera con connessione a 9 PIN + avvolgimento a 12 fili che rende facile ottenere come standard la giusta tensione per la maggior parte dei paesi. La versione Standard è identificata come WD1 e permette di ottenere le seguenti tensioni/frequenze (115/200/230/400V-50Hz e 132/230/265/460V-60Hz). Per i motori BXN/MXN la tolleranza di tensione è ridotta a $\pm 5\%$.

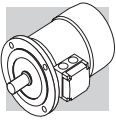
M3.2 Normative

I motori descritti in questo catalogo sono costruiti in accordo alle Norme ed unificazioni applicabili evidenziate nella tabella seguente.

(F01)	Titolo	CEI	IEC
	Prescrizioni generali per macchine elettriche rotanti	CEI EN 60034-1	IEC 60034-1
	Marcatura dei terminali e senso di rotazione per macchine elettriche rotanti	CEI 2-8	IEC 60034-8
	Metodi di raffreddamento delle macchine elettriche	CEI EN 60034-6	IEC 60034-6
	Dimensioni e potenze nominali per macchine elettriche rotanti	EN 50347	IEC 60072
	Classificazione dei gradi di protezione delle macchine elettriche rotanti	CEI EN 60034-5	IEC 60034-5
	Limiti di rumorosità	CEI EN 60034-9	IEC 60034-9
	Sigle di designazione delle forme costruttive e dei tipi di installazione	CEI EN 60034-7	IEC 60034-7
	Tensione nominale per i sistemi di distribuzione pubblica dell'energia elettrica a bassa tensione	CEI 8-6	IEC 60038
	Grado di vibrazione delle macchine elettriche	CEI EN 60034-14	IEC 60034-14
	Classi di rendimento dei motori asincroni trifase con rotore a gabbia ad una sola velocità (Codice IE)	CEI EN 60034-30-1	IEC 60034-30-1
	Metodi normalizzati per la determinazione, mediante prove, delle perdite e del rendimento	CEI EN 60034-2-1	IEC 60034-2-1

I motori corrispondono inoltre alle Norme straniere adeguate alle IEC 60034-1 e qui riportate.

(F02)	DIN VDE 0530	Germania
	BS5000 / BS4999	Gran Bretagna
	AS 1359	Australia
	NBNC 51 - 101	Belgio
	NEK - IEC 34	Norvegia
	NF C 51	Francia
	O EVE M 10	Austria
	SEV 3009	Svizzera
	NEN 3173	Paesi Bassi
	SS 426 01 01	Svezia



M3.3 Direttive 2006/95/CE (LVD) e 2004/108/CE (EMC)

I motori BXN, BX, BE, BN, MXN, MX, ME e M soddisfano i requisiti delle Direttive 2014/35/UE (LVD - Direttiva Bassa Tensione), 2014/30/UE (EMC - Direttiva Compatibilità Elettromagnetica), 2009/125/CE (ERP - Direttiva sui prodotti correlati all'energia) e 2011/65/UE (RoHS - Restriction of Hazardous Substances) e le loro targhette portano il marchio CE.

Per quanto riguarda la Direttiva EMC, la costruzione è conforme alle norme CEI EN 60034-1 (Macchine elettriche rotanti Parte 1: Potenza e prestazioni), CEI EN 61000-6-2 (Norme generiche - Immunità per ambienti industriali), CEI EN 61000-6-4 (Norme generiche - Norma di emissione per ambienti industriali).

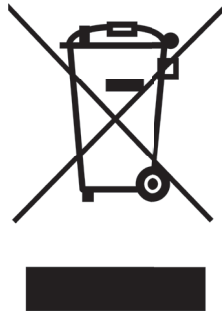
I motori con freno FD, se dotati dell'apposito filtro capacitivo all'ingresso del raddrizzatore (opzione **CF**), soddisfano i limiti di emissione previsti dalle Norme CEI EN 61000-6-3 e CEI EN 60204-1.

La responsabilità della sicurezza del prodotto finale e della conformità alle direttive applicabili spetta al produttore o all'assemblatore che incorporano i motori come componenti.

Il marchio standard UKCA

Nel Regno Unito il marchio CE sarà sostituito dal marchio UKCA (United Kingdom Conformity Assessed mark), a causa della Brexit, a partire dal 1 gennaio 2022. Tutti I motori Bonfiglioli sono già conformi ai requisiti UKCA.

M3.4 Direttiva Europea 2012/19/UE - Informazioni sullo smaltimento



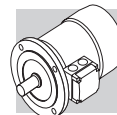
Questo prodotto non può essere smaltito come rifiuto urbano. Laddove lo smaltimento è a cura dell'utilizzatore, assicurarsi che esso sia effettuato, ove previsto, conformemente alla Direttiva Europea 2012/19/UE, nonché alle relative norme di recepimento nazionali. Adempiere allo smaltimento conformemente a qualsiasi altra normativa in tema, vigente sul territorio nazionale.

M3.5 Tolleranze

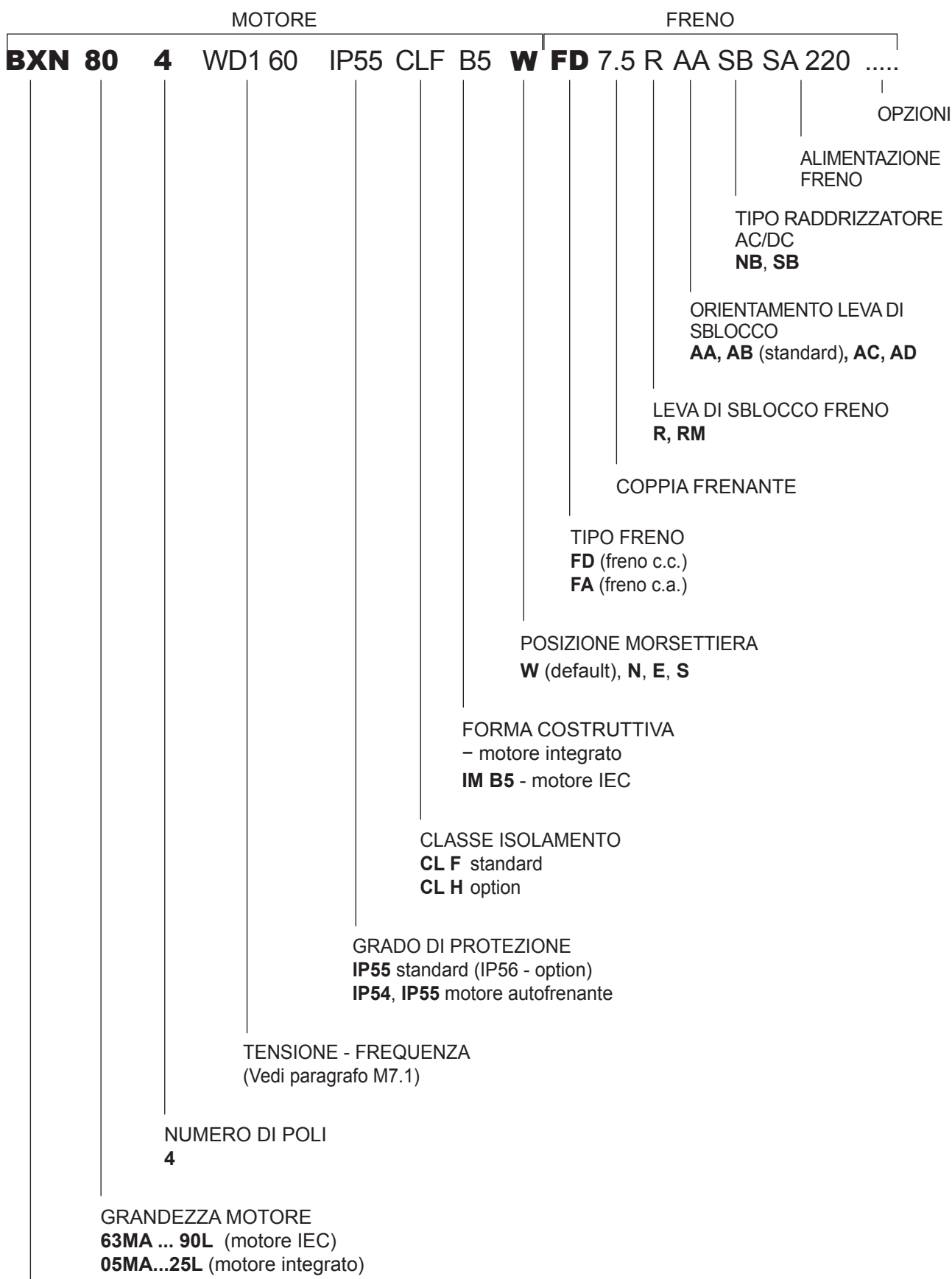
Secondo le Norme CEI EN 60034-1, per le grandezze garantite sono ammesse le tolleranze qui indicate:

(F03)	$-0.15 (1 - \eta) \quad P \leq 50\text{kW}$	Rendimento
	$-(1 - \cos\phi)/6 \quad \text{min } 0.02 \quad \text{max } 0.07$	Fattore di potenza
	$\pm 20\% \quad *$	Scorrimento
	+20%	Corrente a rotore bloccato
	-15% +25%	Coppia a rotore bloccato
	-10%	Coppia max

* $\pm 30\%$ per motori con $P_n < 1 \text{ kW}$



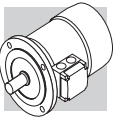
M4 DESIGNAZIONE MOTORE



TIPO MOTORE

BXN =trifase IEC, classe IE3

MXN = trifase integrato, classe IE3



MOTORE

FRENO

BX 132SB 4 230/400-50 IP55 CLF B5 **W FD** 7.5 R AA SB SA 220

OPZIONI

ALIMENTAZIONE
FRENO

TIPO RADDRIZZATORE
AC/DC
NB, SB, NBR, SBR

ORIENTAMENTO LEVA DI
SBLOCCO
AA, AB (standard), **AC, AD**

LEVA DI SBLOCCO FRENO
R, RM

COPPIA FRENANTE

TIPO FRENO
FD (freno c.c.)
FA (freno c.a.)

POSIZIONE MORSETTIERA
(solo motore integrato)
W (default), **N, E, S**

FORMA COSTRUTTIVA
- motore integrato
IM B5 - motore IEC

CLASSE ISOLAMENTO
CL F standard
CL H option

GRADO DI PROTEZIONE
IP55 standard (IP56 - option)
IP54, IP55 motore autofrenante

TENSIONE - FREQUENZA
(Vedi paragrafo M7.1)

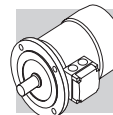
NUMERO DI POLI
4

GRANDEZZA MOTORE
80B ... 355 (motore IEC)
2SB ... 5LA (motore integrato)

TIPO MOTORE

BX = trifase IEC, classe IE3

MX = trifase integrato, classe IE3



MOTORE

FRENO

BE 90LA 4 230/400-50 IP55 CLF B5 W FD 7.5 R AA SB SA 220

OPZIONI

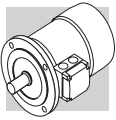
ALIMENTAZIONE
FRENOTIPO RADDRIZZATORE
AC/DC
NB, SB, NBR, SBRORIENTAMENTO LEVA DI
SBLOCCO
AA, AB (standard), **AC, AD**LEVA DI SBLOCCO FRENO
R, RM

COPPIA FRENANTE

TIPO FRENO
FD (freno c.c.)
FA (freno c.a.)POSIZIONE MORSETTIERA
(solo motore integrato)
W (default), **N, E, S**FORMA COSTRUTTIVA
- motore integrato
IM B5 - motore IECCLASSE ISOLAMENTO
CL F standard
CL H optionGRADO DI PROTEZIONE
IP55 standard (IP56 - option)
IP54, IP55 motore autofrenanteTENSIONE - FREQUENZA
(Vedi paragrafo M7.1)NUMERO DI POLI
2, 4, 6GRANDEZZA MOTORE
63A ... 180L (motore IEC)
05A ... 5L (motore integrato)

TIPO MOTORE

BE = trifase IEC, classe IE2**ME** = trifase integrato, classe IE2



MOTORE

FRENO

BN 90LA 4 230/400-50 IP55 CLF B5 **W** **FD** 7.5 R AA SB SA 220

OPZIONI

ALIMENTAZIONE
FRENO

TIPO RADDRIZZATORE
AC/DC
NB, SB, NBR, SBR

ORIENTAMENTO LEVA DI
SBLOCCO
AA, AB (standard), **AC, AD**

LEVA DI SBLOCCO FRENO
R, RM

COPPIA FRENANTE

TIPO FRENO
FD (freno c.c.)
FA (freno c.a.)

POSIZIONE MORSETTIERA
(solo motore integrato)
W (default), **N, E, S**

FORMA COSTRUTTIVA
- motore integrato
IM B5 - motore IEC

CLASSE ISOLAMENTO
CL F standard
CL H option

GRADO DI PROTEZIONE
IP55 standard (IP56 - option)
IP54, IP55 motore autofrenante

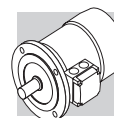
TENSIONE - FREQUENZA
(Vedi paragrafo M7.1)

NUMERO DI POLI
2, 4, 6, 2/4, 2/6, 2/8, 2/12, 4/6, 4/8

GRANDEZZA MOTORE
56A ... 200LA (motore IEC)
0B ... 5SB (motore integrato)

TIPO MOTORE

BN = trifase IEC **M** = trifase integrato IEC



M5 VARIANTI E OPZIONI

M5.1 Varianti

(F04)

Descrizione		Default	Opzione	Pagina
Tensione (BN - BE - BX) ≤ 132		230/400/50		576
Tensione (BN - BE - BX) ≥ 160		400/690/50		
Tensione (BXN)		WD1		EVOX*
Grado di protezione	BXN - BX - BE - BN - MXN - MX - ME - M	IP 55	IP 56	572
	BXN - BX - BE - BN/FA-FD MXN - MX - ME - M/FA-FD	IP 54	IP 55	
	BX_FD ≥ 200	IP 55		
	BX...K - BX... K_FDK	IP 55	IP 56	
Classe di isolamento		CLF	CLH	583
Forma costruttiva	BX - BE - BN	B5 B5 R		571
	BXN	B5		EVOX*

Valori pre-impostati di default.

* Vedi il catalogo EVOX

M5.2 Opzioni

(F05)

Descrizione	Valori								Disponibilità	Pagina
	D3	K1	E3	PT1000°°						
Protezioni termiche	D3	K1	E3	PT1000°°					BXN-BX-BE-BN- MXN-MX-ME-M	602
Potenza normalizzata a 50 Hz	PN								BN - M	579
Dispositivi di retroazione	EN1	EN2	EN3	EN4	EN5	EN6	EN7*	EN8*	BXN-BX-BE-BE- BN-MX-ME-M	610-612
Riscaldatori anticondensa	H1	NH1							BXN-BX-BE-BN- MXN-MX-ME-M	605
Tropicalizzazione avvolgimenti	TP								BXN-BX-BE-BN- MXN-MX-ME-M	606
Doppia estremità d'albero	PS								BXN-BX-BE-BN- MXN-MX-ME-M	606
Equilibratura rotore in grado B	RV								BX - BE - BN MX - ME - M	607
Protezioni meccaniche esterne	RC	TC***	EC°°						BXN-BX-BE-BN- MXN-MX-ME-M	610
Ventilazione forzata	U1	U2**							BX - BE - BN MX - ME - M	608
Cuscinetti isolati	IB*								BX - MX	612
Certificazione CSA/UL	CUS°								BXN-BX-BE-BN- MXN-MX-ME-M	580
Motori Certificati per il mercato Indiano	BIS								BE - ME	581
China Compulsory Certification	CCC								BX - BE - BN MX - ME - M	581
Motori Certificati per il mercato Cinese (China Energy Label)	CEL								BX - MX	582
Motori certificati per il mercato Brasiliano	NBR								BX - MX	582
Motori certificati per il mercato Australiano	EECA								BX - MX	583
Motore con connettore	CON								BX - BE - BN MX - ME - M	602
Protezione superficiale	C_								BXN-BX-BE-BN- MXN-MX-ME-M	613
Verniciatura	RAL								BXN-BX-BE-BN- MXN-MX-ME-M	614
Prove documenti	ACM								BXN-BX-BE-BN- MXN-MX-ME-M	614
Certificato di collaudo	CC								BXN-BX-BE-BN- MXN-MX-ME-M	614
Montaggio verticale	VM*								BX - MX	613
Dispositivo antiritorno	AL	AR							MX - ME - M	607
Tipo di servizio	S2	S3	S9						BN - M	584
	S2-10	S2-30	S2-60	S3=25%	S3=40%	S3=70%			BXN - MXN	

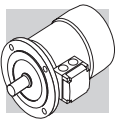
*Solo per BX ≥ 280 and BX ≥ 280K

** Solo per motori BN

*** Non per motori BX - MX

° Standard on BXN/MXN not an option

°° Solo per motori BXN/MXN



M5.3 Opzioni collegate al freno

(F06)	Descrizione	Valori				Disponibilità	Pagina
	Coppia frenante	Riferirsi al particolare tipo di freno					593-596
	Leva di sblocco manuale	R	RM			BXN - BX - BE - BN MXN - MX - ME - M	599
	Orientamento leva di sblocco	AB	AA	AC	AD	BXN - BX - BE - BN MXN - MX - ME - M	600
	Alimentatore freno d.c	NB	NBR°	SB	SBR°	BXN - BX - BE - BN MXN - MX - ME - M	591
	Volano per avviamento progressivo	F1				BE - BN ME - M	601
	Filtro capacitivo	CF				BXN - BX - BE - BN MXN - MX - ME - M	601
	Alimentazione freno separata (*)	...SA	...SD	DIR°°		BXN - BX - BE - BN MXN - MX - ME - M	600
	Controllo della funzionalità del freno	MSW				BX - BE - BN MX - ME - M	605
	Ingresso cavi supplementare per motori autofrenanti	IC				BN M	605

(*) Completare con il valore di tensione. (°) Non per BXN/MXN (°°) Solo per motori BXN/MXN - significa

“senza alimentazione separata”

Valori di default

M5.4 Esempio di targhetta identificativa per i motori legacy (BX - BE - BN)

IEC EN 60034		Bonfiglioli Riduttori		CE	
3~Mot BE 90LA 4		Cod. 8U09030001			
No 1003001 - 6954785		S1 IM B5 15,1 kg			
kW 1,5		CL F IP 55 Amb 40 °C			
Hz	V ± 10%	A	min ⁻¹	cos φ	
50	230/400 Δ/Y	6,1/3,5	1430	0,74	
60	265/460 Δ/Y	5,4/3,1	1730	0,73	
50Hz-IE2		83.5(100%) - 83.0(75%) - 80.0(50%)			
60Hz-IE2		84.5(100%) - 83.9(75%) - 80.7(50%)			

① Identificativo motore
BONFIGLIOLI

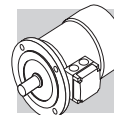
② Numero di serie

③ Tensione nominale

④ Codice motore

⑤ Tipo di servizio:
S1 servizio continuo

⑥ Classe di efficienza IE a:
4/4 - 3/4 - 2/4 del carico



M5.4.1 Esempio di targhetta identificativa per i motori EVOX (BXN)

1		Bonfiglioli				
2		3~Mot BXN 90L 4 FD		TEFC IMB14 IP55 22,6 kg		
3		Cod. xxxxxxxxxxxx		No xxxxxxxx - xxxxxxxx		
4		kW 1,5 HP 2		Amb 40 °C CLF S1		
5		Hz	V	A	min ⁻¹	cos φ
6		50	115/200 ΔΔ/YY	11.9/6.88	1441	0.75
7		50	230/400 Δ/Y	5.96/3.44	1441	0.75
8		60	132/230 ΔΔ/YY	10.1/5.84	1750	○ 0.74
9		60	265/460 Δ/Y	5.6/2.92	1750	○ 0.74
10		50Hz IE3 - 85.3 (100%) 84.3 (75%) 81.7 (50%) - KWA code J				
		60Hz IE3 - 86.5 (100%) 86.5 (75%) 83.4 (50%) - KWA code L				
		H1 1~ 230V ± 10% 10W				
		VB = 230V MB = 26Nm NB SA				
		Bonfiglioli Riduttori S.p.A.		Made in Italy		

- ① Designazione motori e informazioni generali
- ② Codici seriali
- ③ Conformità ambientali e alle applicazioni
- ④ Prestazioni nominali in funzione di tensioni/frequenze
- ⑤ Prestazioni del motore @ 50 Hz
- ⑥ Prestazioni del motore @ 60 Hz
- ⑦ Informazioni sulla protezione termica e sulla servoventilazione
- ⑧ Informazioni sul freno
- ⑨ Certificazioni
- ⑩ Informazioni sul fabbricante

M6 CARATTERISTICHE MECCANICHE

M6.1 Forme costruttive

I motori serie BXN, BX, BE e BN sono previsti nelle forme costruttive indicate nella tabella seguente secondo le Norme CEI EN 60034-7 (BX/BE), CEI EN 60034-14 (BN).

Le forme costruttive sono le seguenti:

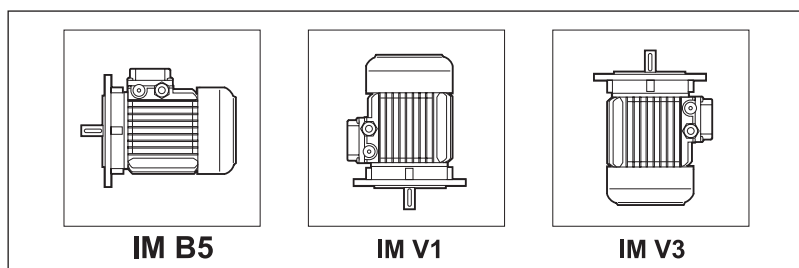
IM B5 (base)

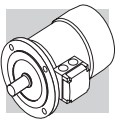
IM V1, IM V3 (derivate)

I motori in forma costruttiva IM B5 possono essere installati nelle posizioni IM V1 e IM V3, in questi casi, sulla targa del motore sarà indicata la forma costruttiva base IM B5.

Nelle forme costruttive dove il motore assume una posizione verticale con albero in basso, si consiglia di richiedere l'esecuzione con tettuccio parapiovvia (da prevedere sempre nel caso di motori autofrenanti). Tale esecuzione, presente nelle opzioni, va richiesta espressamente in fase di ordine in quanto non è prevista nella versione base.

(F07)





Per i motori **BX≥200** e **BX≥200K** quando montati in verticale occorre selezionare l'opzione VM.

Nelle forme costruttive dove il motore assume una posizione verticale con albero in basso, si consiglia di richiedere l'esecuzione con tettuccio parapiooggia (RC). Tale esecuzione, presente nelle opzioni, va richiesta espressamente in fase di ordine in quanto non è prevista nella versione base.

I motori in forma flangiata possono essere forniti con dimensioni di accoppiamento ridotte, come riportato nella tabella seguente - esecuzioni **B5R**. Il loro utilizzo in abbinamento ai riduttori dovrà in ogni caso risultare coerente con la massima potenza installabile sui riduttori stessi (vedere i capitoli "Predisposizioni motori"). Nei casi in cui non sia rispettata questa condizione occorre contattare il Servizio Tecnico per la verifica dell'abbinamento.

(F08)

	BN/BE 71	BX/BE/BN 80	BX/BE/BN 90	BX/BE/BN 100	BX/BE/BN 112	BX/BE/BN 132
	DxE - Ø					
B5R⁽¹⁾	11x23 - 140	14x30 - 160	19x40 - 200	24x50 - 200	24x50 - 200	28x60 - 250

(1) flangia con fori passanti

M6.2 Grado di protezione

IP..

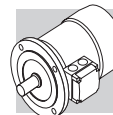
La tabella sottostante riassume la disponibilità dei vari gradi di protezione.

Indipendentemente dal grado di protezione specificato, per installazione all'aperto i motori devono essere protetti dall'irraggiamento diretto e, nel caso d'installazione con albero rivolto verso il basso, è necessario specificare ulteriormente il tettuccio di protezione contro l'ingresso di acqua e corpi solidi (opzione **RC**).

(F09)

		IP 54	IP 55	IP 56
BXN- BX-BE-BN	MXN-MX-ME-M	⊘	standard	 a richiesta
BXN-BX-BE-BN/ FD*-FA	MXN-MX-ME-M/ FD-FA	standard	 a richiesta	⊘
BX ≥ 200_FD BX ≥ 200K_FD		⊘	standard	⊘
BX ≥ 280K_FD		⊘	standard	 a richiesta

(*) BX ≤ 180_FD



IP		5	5		
0		Non protetto	0		Non protetto
1	$\varnothing 50 \text{ mm}$	Protetto contro corpi solidi estranei di $\varnothing \geq 50 \text{ mm}$	1		Protetto contro la caduta verticale di gocce d'acqua
2	$\varnothing 12 \text{ mm}$	Protetto contro corpi solidi estranei di $\varnothing \geq 12.5 \text{ mm}$	2	15°	Protetto contro la caduta verticale di gocce d'acqua con un'inclinazione fino a 15°
3	$\varnothing 2,5 \text{ mm}$	Protetto contro corpi solidi estranei di $\varnothing \geq 2.5 \text{ mm}$	3	60°	Protetto contro la pioggia
4	$\varnothing 1 \text{ mm}$	Protetto contro corpi solidi estranei di $\varnothing \geq 1.0 \text{ mm}$	4		Protetto contro gli spruzzi d'acqua da tutte le direzioni
5		Protetto contro la polvere	5		Protetto contro i getti d'acqua
6		Nessun ingresso di polvere	6		Protetto contro getti d'acqua a pressione
			7	$0,15 \text{ m}$ 1 m	Protetto contro gli effetti dell'immersione temporanea
			8	1 m	Protetto contro gli effetti dell'immersione continua

M6.3 Ventilazione

I motori sono raffreddati mediante ventilazione esterna (IC 411 secondo CEI EN 60034-6) e sono provvisti di ventola radiale in plastica che funziona in entrambi i sensi di rotazione.

L'installazione deve assicurare una distanza minima dalla calotta copriventola alla parete in modo da non avere impedimenti all'ingresso aria e permettere la possibilità di eseguire l'opportuna manutenzione del motore e, se previsto, del freno.

Su richiesta è possibile prevedere una ventilazione forzata indipendente (opzione **U1**). Questa soluzione consente di aumentare il fattore di utilizzo del motore nel caso di alimentazione da inverter e funzionamento a giri ridotti.

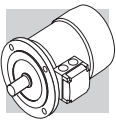
M6.4 Senso di rotazione

È possibile il funzionamento in entrambi i sensi di rotazione.

Con collegamento dei morsetti U1,V1,W1 alle fasi di linea L1,L2,L3 si ha rotazione oraria vista dal lato accoppiamento, mentre la marcia antioraria si ottiene scambiando fra loro due fasi.

M6.5 Rumorosità

I valori di rumorosità, rilevati secondo il metodo previsto dalle Norme ISO 1680, sono contenuti entro i livelli massimi previsti dalle Norme CEI EN 60034-9.



M6.6 Vibrazioni ed equilibratura



I motori sono equilibrati dinamicamente con mezza linguetta e rientrano nel grado di vibrazione A, secondo la Norma CEI EN 60034-14.

M6.7 Morsettiera motore

La morsettiera dei motori legacy (BN/M - BE/ME - BX/MX) è dotata di 6 perni per il collegamento del terminale ad occhiello mentre i motori EVOX BXN e MXN hanno sempre 9 perni di serie.

Quando un motore legacy ha l'opzione UL attiva, la morsettiera presenta un'esecuzione a 9 perni (per tensione US "Doppia Tensione"). All'interno della scatola è previsto un morsetto per il conduttore di terra per il collegamento del conduttore di protezione. Le dimensioni dei perni di attacco sono riportate nella tabella seguente. Per l'alimentazione del freno vedi par. M9 (freno FD), M10 (freno FA). Nel caso di motori autofrenanti, il raddrizzatore per l'alimentazione del freno è fissato all'interno della scatola e provvisto di adeguati morsetti di collegamento. Eseguire i collegamenti secondo gli schemi riportati all'interno della scatola coprimorsetti o nei manuali d'uso.



(F10)

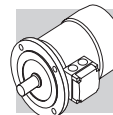
		N° terminali	Filettatura terminali
BXN 63 ... BXN 90	MXN05 ... MXN25	9	M4
BX 80, BX 90 BE 63 ... BE 90 BN 56 ... BN 90	MX2, MX3 ME05 ... ME3 M05 ... M2	6	M4
BX 100 ... BX 132 BE 100 ... BE 132 BN 100 ... BN 160MR	MX3, MX4 ME3, ME4 M3 ... M4	6	M5
BX 160 - BE 160 ... BE 180M BN 160M ... BN 180M	ME5 MX5 - M5	6	M6
BX 180 - BE 180L BN 180L ... BN 200L	—	6	M8
BX 200 ... BX 250 BX 200K ... BX 250K	—	6	M10
BX 280 ... BX 355 BX 280K ... BX 355K	—	6	M12
BX 80 ... BX 132 BE 71 ... BE 132 BN 63 ... BN 160MR	MX2 ... MX4 ME2 ... ME4 M05 ... M4	9	M4
BX 160 ... BX 180 BE 160 ... BE 180 BN 160M ... BN 200L	MX5 ME5 M5	9	M6

M6.8 Ingresso cavi

Nel rispetto della Norma EN 50262, i fori di ingresso cavi nelle scatole morsettiera presentano filettature metriche della misura indicata nella tabella seguente.

(F11)

		Ingresso cavi e dimensioni		Diametro max. cavo allacciabile [mm]
BXN 63	MXN 05	2 x M20 x 1.5	1+1 fori per lato	13
		2 x M16 x 1.5		11
BXN 71 ... BXN 90	MXN 10 ... MXN 25	2 x M25 x 1.5	1+1 fori per lato	17
		2 x M16 x 1.5		11
BN 63 - BE 63	M05 - ME05	2 x M20 x 1.5	1 foro per lato	13
BN71 ... BN90, BE71 ... BE90, BX80 ... BX90	M1 - M2, ME1 - ME2, MX2	2 x M25 x 1.5		17
BN100 - BN112, BE100 - BE112, BX100 - BX112	MX3, MX4 - ME3 M3	2 x M32 x 1.5	2 fori per lato	21
		2 x M25 x 1.5		17
BN132 ... BN160MR, BE132, BX132	M4, ME4, MX4	4 x M32 x 1.5	Orientabili 4 x 90°	21
BN160M ... BN200L, BE160 - BE180, BX160 - BX180	M5, ME5, MX5	2 x M40 x 1.5		28
BX 200 ... BX 355 BX 200K ... BX 355K	—	2 x M63 x 1.5	Orientabili 4 x 90°	45




M6.9 Cuscinetti


I cuscinetti previsti sono del tipo radiale a sfere con lubrificazione permanente precaricati assialmente. I tipi utilizzati sono indicati nelle tabelle seguenti. La durata nominale a fatica L_{10h} dei cuscinetti, in assenza di carichi esterni applicati è superiore a 40.000 ore, calcolata secondo ISO 281.


DE = lato comando

NDE = lato opposto comando

(F12)

	DE	NDE	
		Senza Freno	Con Freno
MXN 05 - ME05 - M05	6004 2Z C3	6201 2Z C3	6201 2RS C3
MXN 10 - ME1 - M1	6004 2Z C3	6202 2Z C3	6202 2RS C3
MXN 20 - MX2 - ME2 - M2	6007 2Z C3	6204 2Z C3	6204 2RS C3
MXN 25 - MX3 - ME3 - M3	6207 2Z C3	6206 2Z C3	6206 2RS C3
MX4 - ME4 - M4	6309 2Z C3	6308 2Z C3	6308 2RS C3
MX5 - ME5 - M5	6309 2Z C3	6309 2Z C3	6309 2RS C3

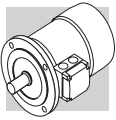
	DE	NDE	
		Senza Freno	Con Freno
BN 56	6201 2Z C3	6201 2Z C3	-
BXN 63 - BE 63 BN 63	6201 2Z C3	6201 2Z C3	6201 2RS C3
BXN 71 - BE 71 BN 71	6202 2Z C3	6202 2Z C3	6202 2RS C3
BXN 80 - BX 80 BE 80 - BN 80	6204 2Z C3	6204 2Z C3	6204 2RS C3
BXN 90 - BX 90 BE 90 - BN 90	6205 2Z C3	6205 2Z C3	6305 2RS C3
BX 100 - BE 100 - BN 100	6206 2Z C3	6206 2Z C3	6206 2RS C3
BX 112 - BE 112 - BN 112	6306 2Z C3	6306 2Z C3	6306 2RS C3
BX 132 - BE 132 - BN 132	6308 2Z C3	6308 2Z C3	6308 2RS C3
BN 160MR	6309 2Z C3	6308 2Z C3	6308 2RS C3
BX 160M/L - BE 160M/L - BN 160M/L	6309 2Z C3	6309 2Z C3	6309 2RS C3
BN 180M	6310 2Z C3	6309 2Z C3	6309 2RS C3
BX 180M/L - BE 180M/L - BN 180L	6310 2Z C3	6310 2Z C3	6310 2RS C3

	DE	NDE	
		Senza Freno	Con Freno
BN 200L - BX 200 - BX 200K	6312 2Z C3 6312/C3	6310 2Z C3 6210/C3*	6310 2RS C3
BX 225 - BX 225K	6313/C3*	6212/C3*	-
BX 250 - BX 250K	6315/C3*	6213/C3*	-
BX 280 - BX 280K	6316/C3*	6316/C3*	-
BX 315 - BX 315K	6319/C3**	6316/C3**	-
BX 355 - BX 355K	6322/C3**	6316/C3**	-

*Cuscinetti ingrassabili con dispositivo di ingrassaggio M6x1

**Cuscinetti ingrassabili con dispositivo di ingrassaggio M10x1

Note: i motori BX e BXN sono dotati di cuscinetti ad alta efficienza



M7 CARATTERISTICHE ELETTRICHE

M7.1 Tensione

I motori ad una velocità sono previsti nell'esecuzione standard per tensione nominale 230 / 400 V Δ/Y , 50 Hz, o 400 / 690 V Δ/Y , 50 Hz, con tolleranza di tensione $\pm 10\%$.

NOTA: La tensione/frequenza di alimentazione dei motori è anche dipendente dall'eventuale selezione di opzioni relative alle certificazioni per mercati specifici. La tabella sottostante deve quindi essere considerata solamente come linea guida, per maggiori dettagli sulle tensioni disponibili in funzione della certificazione selezionata, fare riferimento ai paragrafi M7.5 - M7.10.

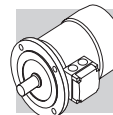
Per tutti i motori, la cui configurazione tensione / frequenza non sia come sopra indicato, la tolleranza di tensione è ridotta al $\pm 5\%$.

Per il funzionamento ai limiti di tolleranza, la temperatura può superare di 10 K il limite previsto dalla classe di isolamento adottata.

I motori sono idonei per il funzionamento sulla rete di distribuzione europea con tensione in accordo alla pubblicazione IEC 60038.

(F13)

Tensioni Alimentazione Motori BN - M (IE1)				
Motori singola polarità a 50Hz				
Tensione alimentazione motore	— (CE)		CCC	CUS
	STD	FD / FA		
220/380 - 50	X	✓	X	✓
230/400 - 50	✓	✓	✓	✓
240/415 - 50	X	✓	X	✓
290/500 - 50	✓	✓	X	✓
380/660 - 50	X	✓	X	✓
400/690 - 50	✓	✓	X	✓
415/720 - 50	X	✓	X	✓
500/865 - 50	✓	✓	X	✓
Motori doppia polarità a 50Hz				
Tensione alimentazione motore	— (CE)		CCC	CUS
	STD	FD / FA		
380 - 50	✓		X	✓
400 - 50	✓		✓	✓
415 - 50	✓		X	✓
500 - 50	✓		X	✓
Motori singola polarità a 60Hz				
Tensione alimentazione motore	— (CE)		CCC	CUS
	STD	FD / FA		
208/360 - 60	✓	✓	X	✓
220/380 - 60	✓	✓	X	✓
230/400 - 60	✓	✓	X	✓
255/440 - 60	X	✓	X	✓
265/460 - 60	X	✓	✓	✓
280/480 - 60	X	✓	X	✓
330/575 - 60	✓	✓	X	✓
380/660 - 60	✓	✓	X	✓
400/690 - 60	✓	✓	X	✓
440/760 - 60	X	✓	X	✓
460/800 - 60	X	✓	X	✓
480/830 - 60	X	✓	X	✓
575/995 - 60	✓	✓	X	✓
220/440 - 60	✓	✓	X	✓
230/460 - 60	✓	✓	X	✓
240/480 - 60	✓	✓	X	✓
Motori doppia polarità a 60Hz				
Tensione alimentazione motore	— (CE)		CCC	CUS
	STD	FD / FA		
208 - 60	✓		X	✓
220 - 60	✓		X	✓
230 - 60	✓		X	✓
240 - 60	✓		X	✓
380 - 60	✓		X	✓
400 - 60	✓		X	✓
440 - 60	✓		X	✓
460 - 60	✓		X	✓
480 - 60	✓		X	✓
575 - 60	✓		X	✓



(F14)

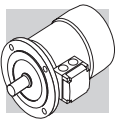
Tensioni Alimentazione Motori BE - ME (IE2)					
Motori singola polarità a 50Hz					
Tensione alimentazione motore	— (CE)	CCC	BIS	CUS	
220/380 - 50	✓	✗	✓	✓	
230/400 - 50	✓	✓	✓	✓	
240/415 - 50	✓	✗	✓	✓	
290/500 - 50	✓	✗	✓	✓	
380/660 - 50	✓	✗	✓	✓	
400/690 - 50	✓	✗	✓	✓	
415/720 - 50	✓	✗	✓	✓	
500/865 - 50	✓	✗	✓	✓	

Motori singola polarità a 60Hz					
Tensione alimentazione motore	— (CE)		CCC	BIS	CUS
	STD	FD / FA			
208/360 - 60	✓	✓	✗	✗	✓
220/380 - 60	✓	✓	✗	✗	✓
230/400 - 60	✓	✓	✗	✗	✓
255/440 - 60	✓	✓	✗	✗	✓
265/460 - 60	✗	✓	✗	✗	✓
280/480 - 60	✓	✓	✗	✗	✓
330/575 - 60	✗	✓	✗	✗	✓
380/660 - 60	✓	✓	✗	✗	✓
400/690 - 60	✓	✓	✗	✗	✓
440/760 - 60	✓	✓	✗	✗	✓
460/800 - 60	✗	✓	✗	✗	✓
480/830 - 60	✓	✓	✗	✗	✓
575/995 - 60	✓	✓	✗	✗	✓
220/440 - 60	✓	✓	✗	✗	✓
230/460 - 60	✓	✓	✗	✗	✓
240/480 - 60	✓	✓	✗	✗	✓

Tensioni Alimentazione Motori BX - MX (IE3)						
Motori singola polarità a 50Hz						
Tensione alimentazione motore	— (CE)	CCC	CEL	NBR	BIS	CUS
230/400-50	✓ ⁽¹⁾	✗	✓ ⁽⁶⁾	✗	✗	✗
290/500-50	✓	✗	✗	✗	✗	✗
380/660-50	✗	✗	✓ ⁽⁴⁾	✗	✗	✗
400/690-50	✓ ⁽²⁾	✗	✓ ^{(2) (3)}	✗	✗	✗



Motori singola polarità a 60Hz							
Tensione alimentazione motore	— (CE)		CCC	CEL	NBR ⁽¹⁾	BIS	CUS
	STD	FD / FA					
220/380-60	✗	✗	✗	✗	✓ ⁽³⁾	✗	✓
265/460-60	✗	✓ ⁽¹⁾	✗	✗	✗	✗	✓
330/575-60	✗	✓ ⁽³⁾	✗	✗	✗	✗	✓
380/660-60	✗	✗	✗	✗	✓ ⁽⁵⁾	✗	✓
440/760-60	✗	✗	✗	✗	✓ ⁽⁴⁾	✗	✓
460/800-60	✗	✓ ^{(2) (3)}	✗	✗	✗	✗	✓
220/440-60	✗	✗	✗	✗	✓ ⁽³⁾	✗	✓
230/460-60	✗	✗	✗	✗	✗	✗	✓

(1) solo per motori taglia ≤132 (3) solo per motori taglia ≤180 (5) solo per motori taglia 180
(2) solo per motori taglia ≥160 (4) solo per motori taglia ≥200 (6) solo per motori taglia ≥100



Nella tabella seguente sono indicati i vari tipi di collegamenti previsti per i motori in funzione della polarità.

(F15)

Poli			Collegamento avvolgimento
2	BE 80 ... BE 160, BN 63 ... BN 200	ME2 ... ME5, M05 ... M5	Δ / Y ⁽²⁾
4	BXN 63 ... BXN 90, BX 80 ... BX 355 BX 200LAK ... BX 355MCK BE 63 ... BE 180, BN 56 ... BN 200	MXN05 ... MXN25, MX2 ... MX5 — ME05 ... ME5, M05 ... M5	
6	BE 90 ... BE 160, BN 63 ... BN 200	ME3 ... ME5, M05 ... M5	
8	BN 71 ... BN 132	M1 ... M4	
2/4	BN 63 ... BN 132	M05 ... M4	Δ / YY (Dahlander)
2/6	BN 71 ... BN 132	M1 ... M4	Y / Y (due avvolgimenti)
2/8	BN 71 ... BN 132	M1 ... M4	
2/12	BN 80 ... BN 132	M2 ... M4	
4/6	BN 71 ... BN 132	M1 ... M4	
4/8	BN 80 ... BN 132	M2 ... M4	Δ / YY (Dahlander)





⁽²⁾ I motori con tensione in rapporto 2 (es. 230/460-60) saranno dotati di morsetteria a 9 perni con collegamento Δ/Δ o YY / Y (eccetto il BN 63 6 poli Δ / Y)

NOTA: Per i motori BXN e MXN fare riferimento al catalogo EVOX

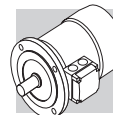
M7.2 Frequenza

La potenza di targa dei motori BN / M a 60 Hz corrisponde a quanto riportato nella tabella seguente.

(F16)

		P _n [kW]						P _n [kW]			
		2P	4P	6P	8P (*)			2P	4P	6P	8P (*)
BN 56A	—	—	0.07	—	—	BN 100L	M3LA	3.5	—	—	—
BN 56B	M0B	—	0.1	—	—	BN 100LA	M3LA	—	2.5	1.8	0.9
BN 63A	M05A	0.21	0.14	0.1	—	BN 100LB	M3LB	4.7	3.5	2.2	1.3
BN 63B	M05B	0.3	0.21	0.14	—	BN 112M	—	4.7	4.7	2.5	1.8
BN 63C	M05C	0.45	0.3	—	—	—	M3LC	—	4.7	2.5	—
BN 71A	—	0.45	0.3	0.21	0.1	BN 132S	M4SA	—	6.5	3.5	2.5
—	M1SC	—	—	0.21	—	BN 132SA	M4SA	6.5	—	—	—
BN 71B	M05SD	0.65	0.45	0.3	0.14	BN 132SB	M4SB	8.7	—	—	—
BN 71C	M1LA	0.9	0.65	0.45	—	BN 132M	M4LA	11	—	—	3.5
BN 80A	—	0.9	0.65	0.45	0.21	BN 132MA	M4LA	—	8.7	4.7	—
BN 80B	M2SA	1.3	0.9	0.65	0.30	BN 132MB	M4LB	—	11	6.5	—
BN 80C	M2SB	1.8	1.3	0.9	—	BN 160MR	M4LC	12.5	12.5	—	—
BN 90S	—	—	1.3	0.9	0.45	BN 160M	M5SA	—	—	8.7	—
BN 90SA	—	1.8	—	—	—	BN 160MB	—	17.5	—	—	—
BN 90SB	—	2.2	—	—	—	—	M5SB	17.5	17.5	—	—
BN 90L	M3SA	2.5	—	1.3	0.65	BN 160L	—	21.5	17.5	12.5	—
BN 90LA		—	—	1.8	—	—	M5SC	21.5	—	—	—
BN 90LB	—	—	2.2	—	—	BN 180M	M5LA	24.5	21.5	—	—
						BN 180L	—	—	25.3	17.5	—
						BN 200L	—	—	34	—	—
						BN 200LA	—	34	—	22	—

(*) Escluso motori M_



I motori BXN / BX / BE / MXN / MX / ME a 60 Hz sono disponibili nella sola versione a 4 poli e hanno la stessa potenza dei corrispondenti a 50 Hz. Motori BN / M a doppia polarità alimentati a 60 Hz avranno un aumento della potenza nominale, riferita a 50 Hz, pari al 15%, mentre non sono previsti motori BXN / BX / BE / MXN / MX / ME a doppia polarità.

Qualora sulla targhetta di un motore destinato ad essere alimentato a 60 Hz sia richiesto un valore di potenza nominale pari a quello normalizzato a 50 Hz, specificare in designazione l'opzione PN.

I motori normalmente avvolti per frequenza 50 Hz possono essere usati in reti a 60 Hz, ma i relativi dati dovranno essere corretti secondo la seguente tabella. Ad esclusione di esecuzioni CUS e autofrenanti, i motori configurati a 50 Hz riportano in targhetta anche i corrispondenti valori a 60 Hz (vedere tabella sottostante).

(F17)

	50 Hz	60 Hz			
	V - 50 Hz	V - 60 Hz	P _n - 60 Hz	M _n , M _a /M _n - 60 Hz	n [min ⁻¹] - 60 Hz
BXN / MXN BX / MX BE / ME	230/400 Δ/Y	265 - 460 Δ Y	1	0.83	1.2
	400/690 Δ/Y	460 Δ			
BN / M	230/400 Δ/Y	220 - 240 Δ			
		380 - 415 Y			
	400/690 Δ/Y	380 - 415 Δ			
BN / M	230/400 Δ/Y	265 - 280 Δ			
		440 - 480 Y			
	400/690 Δ/Y	440 - 480 Δ			

NOTA: Per i motori BXN e MXN fare riferimento al catalogo EVOX

M7.3 Temperatura ambiente

Le tabelle dei dati tecnici del catalogo riportano le caratteristiche funzionali a 50 Hz in condizioni ambientali standard secondo le Norme CEI EN 60034-1 (temperatura compresa tra -15 °C e +40 °C ed altitudine ≤ 1000 m s.l.m.).

I motori possono essere impiegati a temperature comprese tra 40 °C e 60 °C applicando i declassamenti di potenza indicati nella tabella seguente.

(F18)

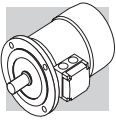
Temperatura ambiente (°C)	40°	45°	50°	55°	60°
Potenza ammissibile in % della potenza nominale	100%	95%	90%	85%	80%

Quando è richiesto un declassamento del motore superiore al 15% contattare il ns. Servizio Tecnico.

M7.4 Potenza normalizzata a 50 Hz

PN

L'opzione consente di avere sulla targa del motore il valore di potenza normalizzata a 50 Hz, anche quando è specificata l'alimentazione a 60 Hz. Per alimentazioni a 60 Hz con le tensioni 230/460V e 575V l'opzione PN viene applicata di default.



M7.5 Motori per USA e Canada

CUS

L'opzione CUS è disponibile per motori BN, BE, M, ME in esecuzione NEMA Design C, e per i motori BX, MX in esecuzione NEMA Design B, per le caratteristiche elettriche. I motori BXN e MXN sono certificati CUS di serie. I motori sono certificati in conformità alle norme CSA (Canadian Standard) C22.2 N° 100 e UL (Underwriters Laboratory) UL 1004-1, come indicatori sul file UL E308649. Tutte le potenze BN-BE-M-ME e BXN-MXN con potenze comprese tra 0,12 e 0,55kW incluse le targhette dei motori riportano i seguenti contrassegni:



I motori BXN/MXN $\geq 0,75\text{kW}$ e BX/MX $\geq 0,75\text{kW}$ riportano in targhetta i due loghi sotto rappresentati e sono certificati in conformità alle normative di efficienza energetica vigenti in USA e Canada, rispettivamente previste dal DOE (10 CFR Part 431) e dall'NRCan (Energy Efficiency Regulations), testati in conformità a quanto prescritto dalla norma CSA C390.



La grandezza BX 100 è disponibile per il solo mercato USA e non per il Canada, e per questa taglia i loghi riportati in targhetta sono i seguenti:



I motori BX \geq 200K riportano in targhetta il logo sotto rappresentato e sono certificati in conformità alle normative di efficienza energetica vigenti in USA e Canada, rispettivamente previste dal DOE (10 CFR Part 431) e dall'NRCan (Energy Efficiency Regulations), testati in conformità a quanto prescritto dalla norma CSA C390.



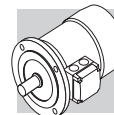
NOTE:

A partire dal **01/06/2016** motori CUS con livello di efficienza inferiore all'IE3 (i.e. "Premium Efficiency") non possono essere commercializzati negli USA e in Canada a meno che una o più tra le seguenti condizioni siano verificate:

- Motori a doppia polarità;
- Motori targati per servizio discontinuo (<80%);
- Motori destinati al solo funzionamento tramite inverter (opportunamente equipaggiati con etichetta "Inverter Duty Only" o similare).

L'opzione CUS è applicabile ai motori dotati di servoventilazione solo se BX \geq 200K.

Le tensioni delle reti di distribuzione americane e le corrispondenti tensioni nominali da specificare per il motore sono indicate nella tabella seguente:




(F19)

Frequenza	Tensione di rete	V _{mot}
60 Hz	208 V	200 V
	240 V	230 V
	480 V	460 V
	600 V	575 V

I motori BX con opzione CUS sono disponibili con i seguenti valori di tensione/frequenza:

(F20)

	V _{mot}
BX ≤ 132	265/460 - 60 Hz
BX ≤ 180	230/460 - 60 Hz 330/575 - 60 Hz
BX ≥ 160 BX ≥ 200K	460/800 - 60 Hz

L'opzione CUS è applicabile anche ai motori a 50 Hz (motori BX, MX esclusi).

M7.6 Motori Certificati per il mercato Indiano

BIS

Tutti i motori in bassa tensione $\geq 0.12\text{kW}$ prodotti o importati in India devono essere certificati dal Bureau of Indian Standard e forniti con un marchio attestante la conformità del motore agli standard definiti nello IS 12615. I motori BE - ME 4 poli con potenze fino a 3.7kW compresa, sono disponibili con la suddetta certificazione e quando selezionata l'opzione BIS vengono forniti con la targhetta riportante il seguente logo:



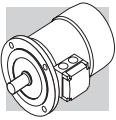
M7.7 China Compulsory Certification

CCC

I motori elettrici destinati ad essere commercializzati nella Repubblica Popolare Cinese rientrano nell'applicabilità del sistema di certificazione CCC (China Compulsory Certification). I motori BN/M e BE/ME con coppia nominale fino a 7Nm sono disponibili con certificazione CCC e targhetta speciale riportante il marchio sotto illustrato:



L'opzione CCC non è al momento disponibile per i motori IE3, lo sarà a partire dalla fine del 2021.
L'opzione CCC non è applicabile ai motori dotati di servoventilazione.

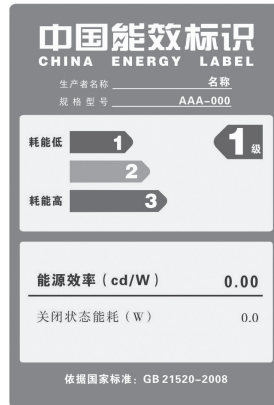


M7.8 Motori Certificati per il mercato Cinese (China Energy Label)


CEL

Tutti i motori in bassa tensione $\geq 0.75\text{kW}$ prodotti o importati in Cina devono essere certificati e registrati dall'ufficio Marchi e forniti con un'etichetta energetica attestante la conformità del motore ai livelli di efficienza minimi (Gradi) definiti nella GB18613-2012.

I motori BX con potenze da 30 a 355kW sono disponibili con la certificazione CEL. I suddetti motori sono forniti con la etichetta mostrata sotto direttamente applicata al motore.



I motori BX con opzione CEL sono disponibili con i seguenti valori di tensione/frequenza:

(F21)		V_{mot}
	BX ≥ 200	380/660 - 50 Hz

M7.9 Motori certificati per il mercato Brasiliano

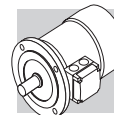
NBR

La legislazione Brasiliana regola la produzione e importazione di motori elettrici all'interno del paese. I motori, infatti, devono essere approvati dall'NBR attraverso la dichiarazione dei livelli di efficienza da essi raggiunti all'INMETRO. I motori conformi all'NBR devono riportare il valore di efficienza dichiarato e forniti con una targhetta NBR dedicata ed il marchio addizionale mostrato nella figura sottostante.




L'opzione NBR è disponibile per i motori:

- BX con potenze da 0,75 a 22 kW compresi
- BX...K con potenze da 30 a 355 kW compresi



I motori BX con opzione NBR sono disponibili con i seguenti valori di tensione/frequenza:

(F22)

	V_{mot}
BX90SR ... BX160	220/380 - 60 Hz 220/440 - 60 Hz
BX 180	220/380 - 60 Hz 220/440 - 60 Hz 380/660 - 60 Hz
BX \geq 200K	440/760 - 60 HZ

M7.10 Motori certificati per il mercato Australiano


EECA

I motori elettrici appartenenti alle categorie coperte dalla normativa per poter essere venduti in Australia e Nuova Zelanda devono essere registrati all'interno del database nazionale Energyrating. I motori con opzione EECA sono registrati nel database sopra menzionato e possono quindi essere commercializzati in Australia e Nuova Zelanda.

L'opzione EECA è disponibile per motori BX...K con potenze da 30 a 355kW.

I motori BX...K con opzione EECA sono disponibili con i seguenti valori di tensione/frequenza:

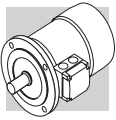
(F23)

	V_{mot}
BX \geq 200K	400/690 - 50 Hz

M7.11 Classe d'isolamento

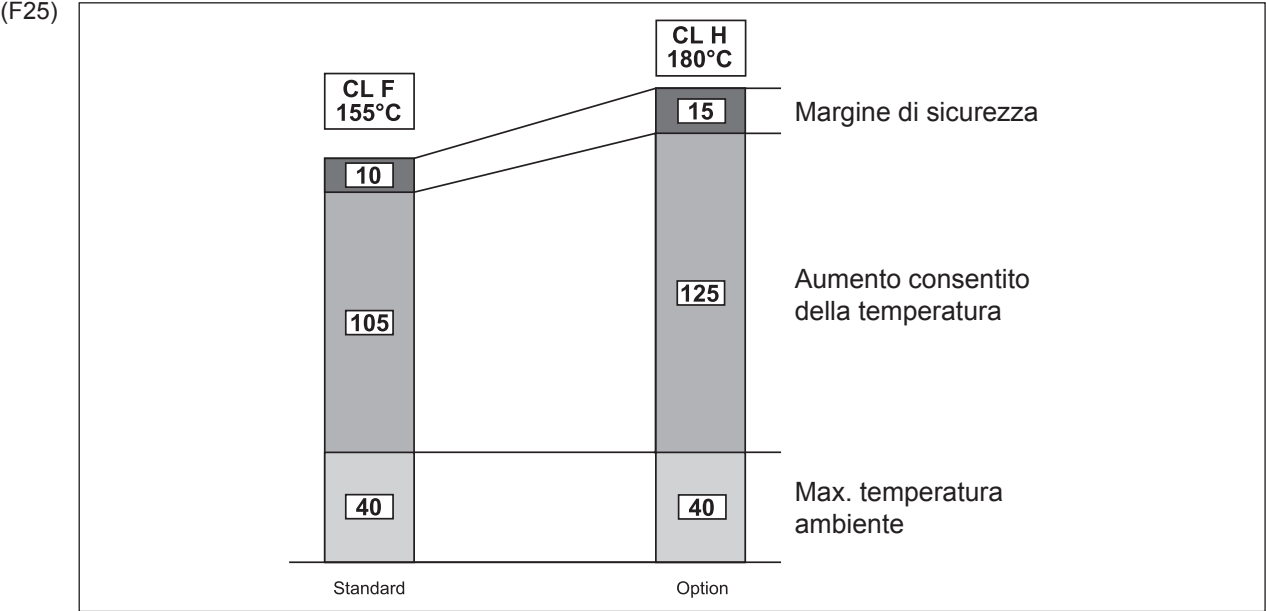
CL F

I motori di produzione Bonfiglioli impiegano, di serie, materiali isolanti (filo smaltato, isolanti, resine d'impregnazione) in classe **F**. In genere, per i motori in esecuzione standard la sovratemperatura dell'avvolgimento statore è contenuta entro il limite di 80 K, corrispondente alla sovratemperatura di classe B. L'accurata scelta dei componenti del sistema isolante consente l'impiego dei motori anche in climi tropicali ed in presenza di vibrazioni normali. Per applicazioni in presenza di sostanze chimiche aggressive, o di elevata umidità, è consigliabile contattare il Servizio Tecnico Bonfiglioli per la selezione del prodotto più idoneo.



CL H

Su richiesta può venire specificata la classe di isolamento **H**
 Questa opzione può essere selezionata per motori conformi agli standard CSA e UL (opzione CUS) solo per taglie $BX \geq 200$ e $BX \geq 200K$.
 CLH non può essere selezionato sui motori BXN perché sono standard CUS. Se necessario contattare l'ufficio tecnico.



M7.12 Tipo di servizio

Se non indicato diversamente, la potenza dei motori riportata a catalogo si riferisce al servizio continuo S1. Per i motori utilizzati in condizioni diverse da S1 sarà necessario identificare il tipo di servizio previsto con riferimento alle Norme CEI EN 60034-1. In particolare per servizi S2 ed S3 è possibile ottenere una maggiorazione della potenza rispetto a quella prevista per il servizio continuo secondo quanto indicato nella tabella che segue, valida per i motori a singola polarità. In alternativa al servizio continuo S1, in fase di configurazione del prodotto è possibile selezionare uno dei seguenti valori: S2, S3 o S9; la targhetta del motore verrà compilata con potenza aumentata coerentemente al tipo di servizio, dati elettrici dedicati e tipo di servizio rispettivamente S2-30min, S3-70% o S9. Per ulteriori dettagli è necessario contattare il servizio Tecnico Bonfiglioli. Per le maggiorazioni applicabili a motori a doppia polarità consultare preferibilmente il Servizio Tecnico Bonfiglioli.

I motori BN e M possono essere configurati per il funzionamento con ciclo di lavoro S2(30min) e S3(70%) come opzione standard, Altre richieste diverse in termini di % o min sono considerate come speciali.

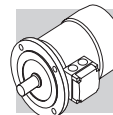
I motori BXN e MXN possono essere configurati di serie a S2=10min, S2=30min, S2=60min o S3=25%, S3=40%, S3=70%.

(F24)

	Tipo di servizio						
	S2			S3 *			S4 - S9
	Durata del ciclo (min)			Rapporto di intermittenza (I)			
	10	30 (*)	60	25%	40%	70% (*)	Interpellarci
f_m	1.35	1.15	1.05	1.25	1.15	1.1	

* La durata del ciclo dovrà comunque essere uguale o inferiore a 10 minuti; se superiore interpellare il nostro Servizio Tecnico.

(*) Valori predefiniti dalle opzioni (tab. F05).



M7.12.1 Rapporto di intermittenza:

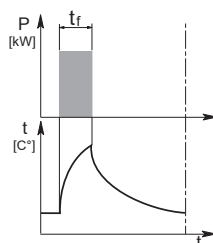
$$I = \frac{t_f}{t_f + t_r} \cdot 100 \quad (01)$$

t_f = tempo di funzionamento a carico costante

t_r = tempo di riposo

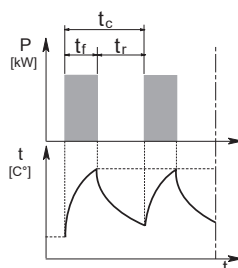
M7.12.2 Servizio di durata limitata S2

Caratterizzato da un funzionamento a carico costante per un periodo di tempo limitato, inferiore a quello richiesto per raggiungere l'equilibrio termico, seguito da un periodo di riposo di durata sufficiente a ristabilire, nel motore, la temperatura ambiente.



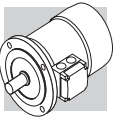
M7.12.3 Servizio intermittente periodico S3:

Caratterizzato da una sequenza di cicli di funzionamento identici, ciascuno comprendente un periodo di funzionamento a carico costante ed un periodo di riposo. In questo servizio, la corrente di avviamento non influenza la sovratemperatura in modo significativo.

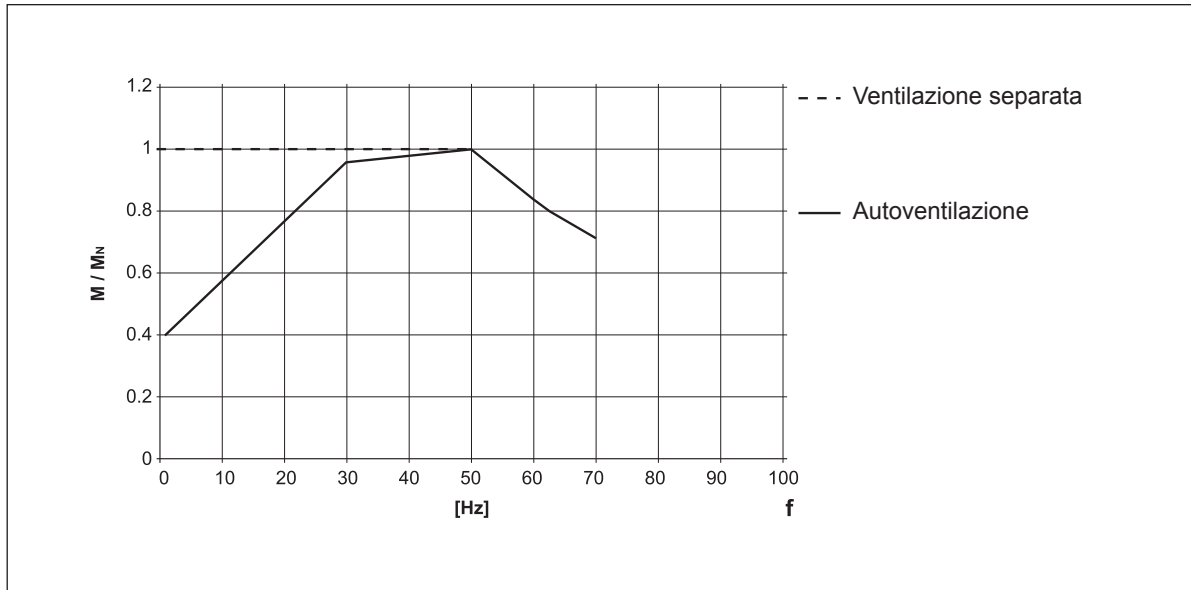


M7.13 Funzionamento con alimentazione da inverter

I motori elettrici Bonfiglioli possono essere utilizzati con alimentazione da inverter PWM, e tensione nominale all'ingresso del convertitore fino a 500 V. Il sistema isolante sui motori di serie prevede l'isolamento di fase con separatori, l'utilizzo di filo smaltato in grado 2 e resine d'impregnazione in classe H (limite di tenuta all'impulso di tensione 1600V picco-picco e fronte di salita $t_s > 0.1\mu s$ ai morsetti motore). Le caratteristiche tipiche coppia/velocità in servizio S1 per motore con frequenza base $f_b = 50$ Hz sono riportate nella tabella seguente. Per frequenze di funzionamento inferiori a circa 30 Hz, a causa della diminuzione della ventilazione, i motori standard autoventilati (IC411) devono essere opportunamente declassati in coppia o, in alternativa, devono essere provvisti di servoventilatore indipendente. Per frequenze maggiori alla frequenza base, raggiunto il valore massimo di tensione di uscita dell'inverter, il motore lavora in un campo di funzionamento a potenza costante, con coppia all'albero che si riduce ca. con il rapporto (f/f_b) . Poiché la coppia massima del motore decresce ca. con $(f/f_b)^2$, il margine di sovraccarico ammesso dovrà essere progressivamente ridotto.





(F26)



Per funzionamento oltre la frequenza nominale, la velocità limite meccanica dei motori è riportata nella seguente tabella:

(F27)

			n [min ⁻¹]		
			2p	4p	6p
≤ BE 112 - BN 112		ME2, ME3 M05 ... M3	5200	4000	3000
≥ BE 132 - BN 132		ME4, ME5 M4, M5	4500	4000	3000
BXN 63 ... BXN 90		MXN 05 ... MXN 25		4000	
BX 80 ... BX 180		MX2 ... MX5		4000	

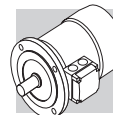
A velocità superiori alla nominale i motori presentano maggiori vibrazioni meccaniche e rumorosità di ventilazione; è consigliabile, per queste applicazioni, un bilanciamento del rotore in grado B e l'eventuale montaggio del servomotori indipendente. Il servomotori e, se presente, il freno elettromagnetico devono sempre essere alimentati direttamente da rete.

M7.14 Frequenza massima di avviamento Z

Nelle tabelle dei dati tecnici motori è indicata la max frequenza di inserzione a vuoto Z_0 con $I = 50\%$ riferita alla versione autofrenante. Questo valore definisce il numero max di avviamenti orari a vuoto che il motore può sopportare senza superare la max temperatura ammessa dalla classe di isolamento F.

Nel caso pratico di motore accoppiato ad un carico esterno con potenza assorbita P_r , massa inerziale J_c e coppia resistente media durante l'avviamento M_L , il numero di avviamenti ammissibile si può calcolare in modo approssimato con la seguente formula:

$$Z = \frac{Z_0 \cdot K_c \cdot K_d}{K_J} \quad (02)$$



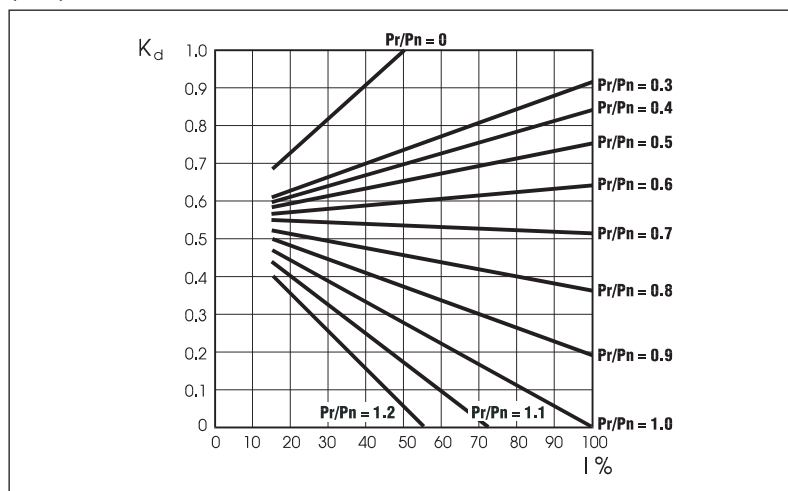
dove:

$$K_J = \frac{J_m + J_c}{J_m} \quad \text{fattore di inerzia}$$

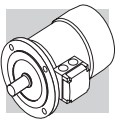
$$K_c = \frac{M_a - M_L}{M_a} \quad \text{fattore di coppia}$$

$$K_d = \quad \text{fattore di carico vedi tabella seguente}$$

(F28)



Con il numero di avviamenti così ottenuto si dovrà in seguito verificare che il massimo lavoro di frenatura sia compatibile con la capacità termica del freno W_{max} indicata nelle tabelle (F38) e (F41).



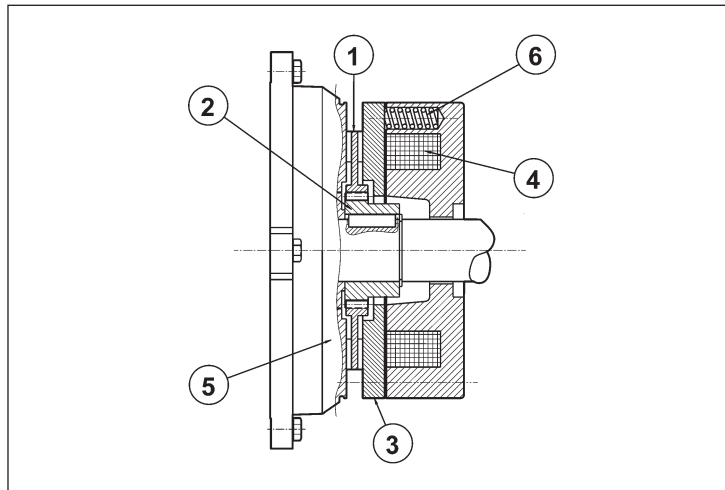
M8 MOTORI ASINCRONI AUTOFRENANTI

M8.1 Funzionamento

L'esecuzione autofrenante prevede l'impiego di freni a pressione di molle alimentati in c.c. (tipo FD) o in c.a. (tipo FA).

Tutti i freni funzionano secondo il principio di sicurezza, ossia intervengono in seguito alla pressione esercitata dalle molle, in mancanza di alimentazione.

(F29)



Legenda:

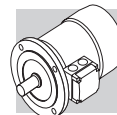
- ① disco
- ② mozzo
- ③ áncora mobile
- ④ bobina
- ⑤ scudo posteriore motore
- ⑥ molle

In mancanza di tensione, l'áncora mobile spinta dalle molle di pressione blocca il disco freno tra la superficie dell'áncora stessa e lo scudo motore impedendo la rotazione dell'albero.

Quando la bobina viene eccitata, l'attrazione magnetica esercitata sull'áncora mobile vince la reazione elastica delle molle e libera il disco freno, e conseguentemente l'albero motore con esso solidale.

M8.2 Caratteristiche generali

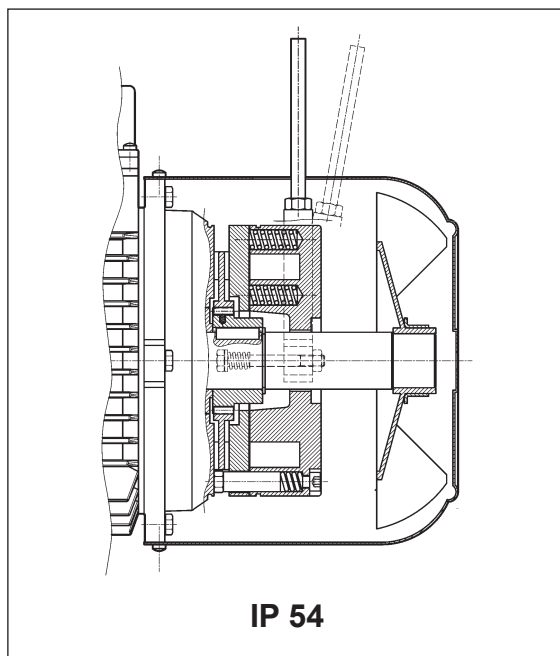
- Coppie frenanti elevate (generalmente $M_b \approx 2 M_n$) e regolabili.
- Disco freno con anima in acciaio a doppia guarnizione d'attrito (materiale a bassa usura, senza amianto).
- Cava esagonale sull'albero motore, lato ventola (NDE), per rotazione manuale (non prevista quando sono presenti le opzioni PS, RC, TC, U1, U2, EN1, EN2, EN3, EN4, EN5, EN6).
- Sblocco meccanico manuale (opzioni **R** e **RM** per FD; opzione **R** per FA).
- Trattamento anticorrosivo di tutte la superfici del freno.
- Isolamento in classe F.



M9 MOTORI AUTOFRENANTI IN C.C., TIPO BXN-BX-BE-BN_FD e MXN-MX-ME-M_FD

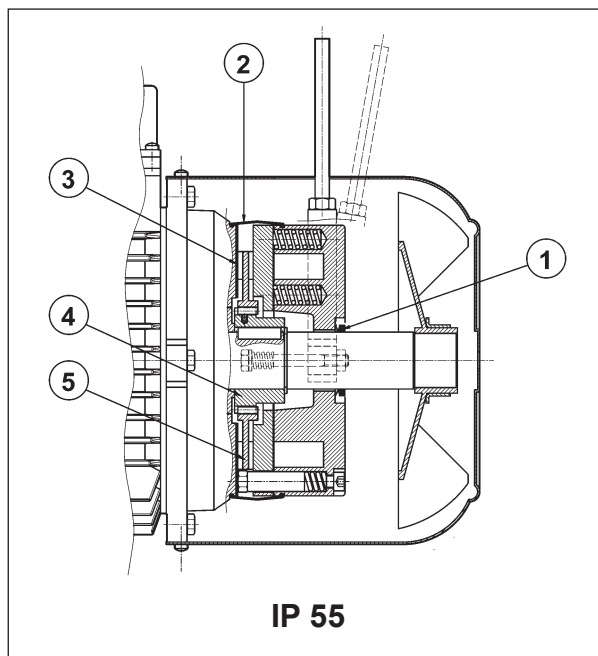
Grandezze: BXN 63 ... BXN 90, BX 80 ... BX 355M, BX200LAK ... BX 355MCK - BE 63 ... BE 180L - BN 63 ... BN 200L / MXN 05 ... MXN 25 - MX2SB ... MX5LA - ME05 ... ME5 - M05 ... M5

(F30)



IP 54

(F31)



IP 55

Freno elettromagnetico con bobina toroidale in **corrente continua** fissato con viti allo scudo motore; le molle di precarico realizzano il posizionamento assiale del corpo magnete.

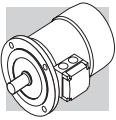
Il disco freno è scorrevole sul mozzo trascinatore in acciaio calettato sull'albero e previsto di dispositivo antivibrazione.

I motori sono forniti con freno tarato in fabbrica al valore di coppia riportato nelle tabelle dati tecnici; la coppia frenante può essere regolata modificando il tipo e/o il numero delle molle.

A richiesta, i motori possono essere previsti di leva per lo sblocco manuale con ritorno automatico (**R**) o con mantenimento della posizione di rilascio freno (**RM**); per la posizione angolare della leva di sblocco vedi descrizione della relativa variante al paragrafo "SISTEMI DI SBLOCCO FRENO".

Il freno FD garantisce elevate prestazioni dinamiche e bassa rumorosità; le caratteristiche d'intervento del freno in corrente continua possono essere ottimizzate in funzione dell'applicazione, utilizzando i vari tipi di alimentatore disponibili e/o realizzando l'opportuno cablaggio.

Per applicazioni che prevedono sollevamenti e/o elevati valori di lavoro orario smaltibile, contattare il servizio tecnico commerciale.



M9.1 Grado di protezione

L'esecuzione standard prevede il grado di protezione IP54 per tutti i BN - M, BE - ME, BX \leq 180 - MX \leq 5 e BXN - MXN, mentre per BX \geq 200 e BX \geq 200K la protezione standard è IP55. Per i motori BN - M, BE - ME, BX \leq 180 - MX \leq 5 e BXN - MXN autofrenanti in cui il grado di protezione standard è IP54, si può selezionare come opzione il grado di protezione **IP55**, prevedendo le seguenti varianti costruttive:

- ① anello V-ring posizionato sull'albero motore N.D.E.
- ② protezione in gomma impermeabile e antipolvere
- ③ anello in acciaio inox interposto tra scudo motore e disco freno
- ④ mozzo trascinatore in acciaio inox
- ⑤ disco freno in acciaio inox

M9.2 Alimentazione freno FD

L'alimentazione della bobina freno in c.c. è prevista per mezzo di opportuno raddrizzatore montato all'interno della scatola coprimorsetti e già cablato alla bobina del freno.

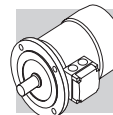
Indipendentemente dalla frequenza di rete, la tensione di alimentazione del freno V_B ha il valore indicato nella tabella qui di seguito:

(F32)

Tensione Alimentazione Freni V	Tensioni Alimentazione freno FD		
	Alimentazione dal Motore con Raddrizzatore	Alimentazione separata con Raddrizzatore	Alimentazione senza Raddrizzatore
24	X	X	✓
100	X	X	✓
110	X	✓	X
115	X	✓	X
120	X	✓	X
127	X	✓	X
180	X	X	✓
208	✓	✓	X
220	✓	✓	X
230	✓	✓	✓
240	✓	✓	X
255	✓	X	X
265	✓	X	X
280	✓	X	X
290	✓	X	X
330	✓	X	X
380	✓	✓	X
400	✓	✓	X
415	✓	✓	X
440	✓	✓	X
460	✓	✓	X
480	✓	✓	X
500	✓	✓	X

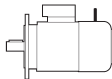


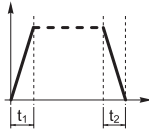
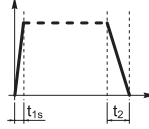
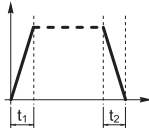
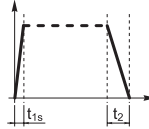
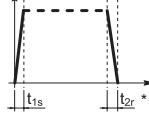
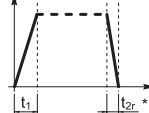
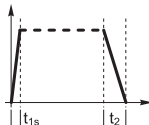
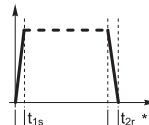
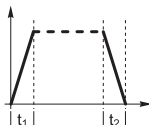
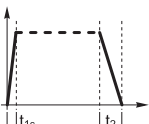



NOTA: Per i motori BXN e MXN fare riferimento al catalogo EVOX

Per i motori a doppia polarità l'alimentazione del freno è obbligatoriamente da linea separata:



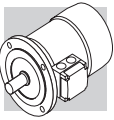
Il raddrizzatore è del tipo a diodi a semionda ($V_{c.c} \approx 0,45 \times V_{c.a.}$) ed è disponibile nelle versioni **NB**, **SB**, **NBR** e **SBR**, come dettagliato nella tabella seguente:

(F33)

			freno			
				standard	a richiesta	
BXN 63		MXN05	FD 02	NB 	SB 	
BXN 71		MXN10	FD 53			
BXN 80		MXN20	FD 04			
BXN 90		—	FD 05			
BE 63 - BN 63		ME05 - M05	FD 02	NB 	SB 	
BE 71 - BN 71		ME1 - M1	FD 03 FD 53			
BX 80 - BE 80 - BN 80		MX2 - ME2 - M2	FD 04		SBR 	
BX 90S - BE 90S - BN 90S		—	FD 14			
BX 90L - BE 90L - BN 90L		—	FD 05			
BX 100 - BE 100 - BN 100		MX3 - ME3 - M3	FD 15		NBR 	
—			FD 55			
BX 112 - BE 112 - BN 112		—	FD 06S		SB 	SBR 
BX 132 - BE 132 - BN 132 - BN 160MR		MX4 - ME4 - M4	FD 56 FD 06 FD 07			
BX 160 - BE 160L - BN 160L - BN 180M		MX5 - ME5 - M5	FD 08			
BX 180 - BE 180L - BN 180L - BN 200M		—	FD 09			
BX 200LA		—	FD 20			
BX 225SA		—	FD 25	NB 	SB 	
BX 250M - BX 315SA		—	FD 30			
BX 315SB - BX 315SC		—	FD 160			
BX 315MA - BX 355MA		—	FD 250			
BX 355MB - BX 355MC		—	FD 400			
BX 200LAK		—	FD 8			
BX 225SAK - BX 225SBK		—	FD 9			
BX 250MAK		—	FD 10			
BX 280SAK - BX 315SAK		—	FD 1000			
BX 315SBK - BX 315SCK		—	FD 1600			
BX 355SAK - BX 355MCK		—	FD 2500			
						
						

(*) $t_{2c} < t_{2r} < t_2$

Per i motori BXN vedere la “Sezione freni” sul catalogo EVOX.



Il raddrizzatore **SB** a controllo elettronico dell'eccitazione, riduce i tempi di sblocco del freno sovrecitando l'elettromagnete nei primi istanti d'inserzione, per passare poi al normale funzionamento a semionda a distacco del freno avvenuto.

L'impiego del raddrizzatore tipo **SB** è sempre da prevedere nei casi di:

- elevato numero di interventi orari
- tempi di sblocco freno ridotti
- elevate sollecitazioni termiche del freno

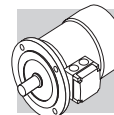
Per applicazioni dove è richiesto un rapido intervento (ripristino della condizione frenante) del freno sono disponibili a richiesta i raddrizzatori **NBR** o **SBR**.

Questi raddrizzatori completano i tipi **NB** e **SB**, integrando nel circuito elettronico un interruttore statico che interviene diseccitando rapidamente il freno in caso di mancanza di tensione.

Questa soluzione consente di ridurre i tempi di rilascio del freno evitando ulteriori cablaggi e contatti esterni.

Per il migliore utilizzo dei raddrizzatori **NBR** e **SBR** è richiesta l'alimentazione separata del freno.

Tensioni disponibili: 230Vac \pm 10%, 400Vac \pm 10%, 50/60 Hz (con alimentatore); 100Vdc \pm 10%, 180Vdc \pm 10% (con opzione SD).



M9.3 Dati tecnici freni FD

Nella tabella sottostante sono riportati i dati tecnici dei freni in c.c. tipo FD.

(F34)

Freno	Coppia frenante M_b [Nm]			Rilascio		Frenatura		W_{max} per frenata			W [MJ]	P [W]
	molle			t_1	t_{1s}	t_2	t_{2c}	[J]				
	6	4	2	[ms]	[ms]	[ms]	[ms]	10 s/h	100 s/h	1000 s/h		
FD02	–	3.5	1.75	30	15	80	9	4500	1400	180	15	17
FD03	5	3.5	1.75	50	20	100	12	7000	1900	230	25	24
FD53	7.5	5	2.5	60	30	100	12					
FD04	15	10	5	80	35	140	15	10000	3100	350	30	33
FD14												
FD05	40	26	13	130	65	170	20	18000	4500	500	50	45
FD15	40	26	13	130	65	170	20					
FD06S	60	40	20	–	80	220	25	20000	4800	550	70	55
FD56	–	75	37	–	90	250	20	29000	7400	800	80	65
FD06		100	50		100	250	20					
FD07	150	100	50	–	120	200	25	40000	9300	1000	130	65
FD08*	250	200	170	–	140	350	30	60000	14000	1500	230	100
FD09**	400	300	200	–	200	450	40	70000	15000	1700	230	120
FD20	260			100	170	340	–	80000	1700	1800	–	100
FD25	400			120	195	390	–	120000	19000	2000	–	110
FD30	1000			180	210	420	–	200000	28000	2900	–	200
FD160	1600			360	245	490	–	240000	36000	2600	–	336
FD250	2500			420	343	685	–	280000	47000	3700	–	400
FD400	4000			530	455	910	–	325000	51000	4500	–	420
FD8	400			176	78	236	–	65000	7000	650	–	85
FD9	600			324	138	176	–	120000	12000	1200	–	100
FD10	800			480	194	172	–	100000	16000	2000	–	150
FD1000	1000			252	–	375	–	220000	27000	2700	–	300
FD1600	1600			366	–	498	–	230000	35000	3500	–	340
FD2500	2500			660	–	880	–	590000	61000	6100	–	530

* valori di coppia frenante ottenuti con n° 9, 7, 6 molle rispettivamente

** valori di coppia frenante ottenuti con n° 12, 9, 6 molle rispettivamente

t_1 = tempo di rilascio del freno con alimentatore a semionda
 t_{1s} = tempo di rilascio del freno con alimentatore a controllo elettronico dell'eccitazione
 t_2 = ritardo di frenatura con interruzione lato c.a. e alimentazione separata
 t_{2c} = ritardo di frenatura con interruzione lato c.a.e c.c. – I valori di t_1 , t_{1s} , t_2 , t_{2c} indicati nella tabella sono riferiti al freno tarato alla coppia massima, traferro medio e tensione nominale
 W_{max} = energia max per frenata
W = energia di frenatura tra due regolazioni successive del traferro
 P_b = potenza assorbita dal freno a 20°C
 M_b = coppia frenante statica ($\pm 15\%$)
s/h = avviamenti orari

L'usura delle guarnizioni di attrito è funzione delle condizioni operative (temperatura, umidità, velocità di slittamento, pressione specifica); i valori di usura devono pertanto essere considerati come indicativi.

M9.4 Collegamenti freno FD

I motori standard ad una velocità sono forniti con il collegamento del raddrizzatore alla morsettiera motore già realizzato in fabbrica. Per motori a 2 velocità, e dove è richiesta l'alimentazione del freno separata, prevedere il collegamento al raddrizzatore in accordo alla tensione freno VB indicata nella targhetta del motore. **Data la natura induttiva del carico, per il comando del freno e per l'interruzione lato corrente continua devono essere utilizzati contatti con categoria d'impiego AC-3 secondo IEC 60947-4-1.**

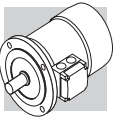


Tabella (F35+F39) - Bobina freno con alimentazione da morsetti del motore (DIR) ed interruzione lato a.c. Tempo di arresto t_2 ritardato e funzione delle costanti di tempo del motore. Da prevedere quando sono richiesti avviamenti/arresti progressivi.

Tabella (F36+F40) - Bobina freno con alimentazione separata (SA) ed interruzione lato c.a.

Tempo di arresto normale ed indipendente dal motore.

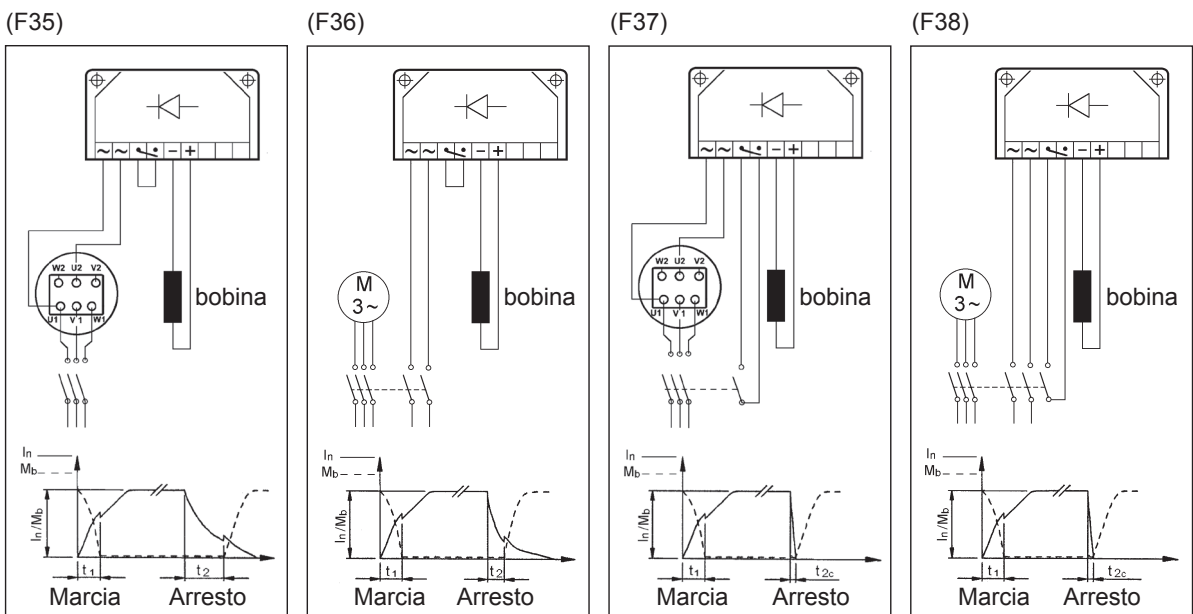
Si realizzano i tempi di arresto t_2 indicati nella tabella (F34). Tabella (F37+F41) - Bobina freno con alimentazione da morsetti del motore (DIR) ed interruzione lato c.a. e c.c.

Arresto rapido con i tempi d'intervento t_{2c} indicati in tabella (F34).

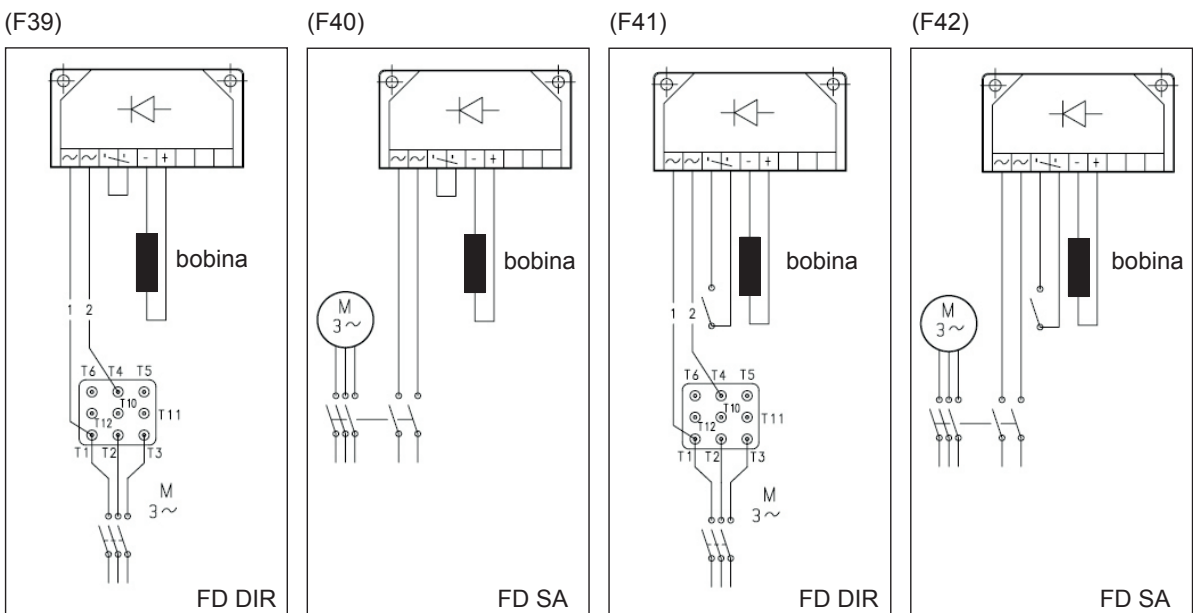
Tabella (F38+F42) - Bobina freno con alimentazione separata (SA) ed interruzione lato c.a. e c.c.

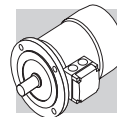
Tempo di arresto ridotto secondo i valori t_{2c} indicati in tabella (F34).

L'alimentazione del freno direttamente dalla morsettieria del motore (tab. F35-F39 e tab. F37-F41) è possibile solo quando la tensione nominale del freno corrisponde alla tensione minore del motore.



Per i motori BXN e MXN lo schema di collegamento del freno FD è il seguente:

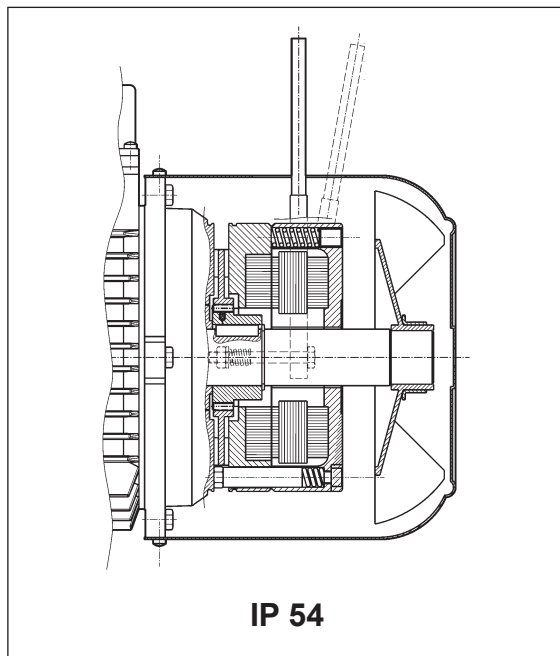




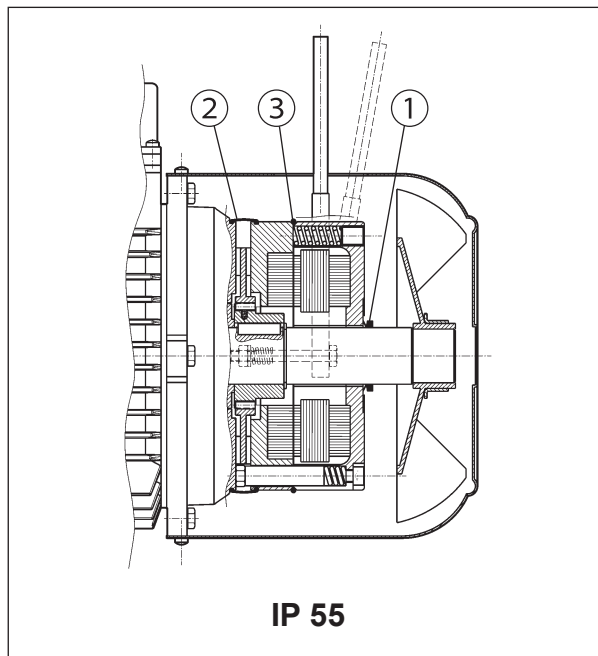
M10 MOTORI AUTOFRENANTI IN C.A., TIPO BXN-BX-BE-BN_FA e MXN-MX-ME-M_FA

Grandezze: BXN 63 ... BXN 90, BX 80 ... BX 160L - BE 63 ... BE 160L - BN 63 ... BN 180M / MXN 05 ... MXN 25 - MX2SB ... MX5LA - ME05 ... ME5 - M05 ... M5

(F43)



(F44)



Freno elettromagnetico con alimentazione in corrente alternata trifase, fissato con viti allo scudo motore; le molle di precarico realizzano il posizionamento assiale del corpo magnete.

Il disco freno è scorrevole assialmente sul mozzo trascinatore in acciaio calettato sull'albero e provvisto di dispositivo antivibrazione.

La coppia frenante è pre-impostata in fabbrica su valori che sono indicati nelle tabelle dati tecnici dei relativi motori.

L'azione del freno è inoltre modulabile, regolando con continuità la coppia frenante, tramite le viti che realizzano il precarico delle molle; il campo di regolazione della coppia è: $30\% M_{bMAX} < M_b < M_{bMAX}$ (M_{bMAX} è il momento frenante max riportato in tab. (F45).

Il freno tipo FA presenta dinamiche molto elevate che lo rendono idoneo in applicazioni dove sono richieste frequenze di avviamento elevate con tempi d'intervento molto rapidi.

A richiesta, i motori possono essere previsti di leva per lo sblocco manuale con ritorno automatico (R). Per la posizione angolare della leva di sblocco vedi descrizione della relativa variante al paragrafo "SISTEMI DI SBLOCCO FRENO".

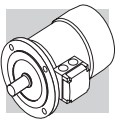
Per applicazioni che prevedono sollevamenti e/o elevati valori di lavoro orario smaltibile, contattare il servizio tecnico commerciale.

M10.1 Grado di protezione

L'esecuzione standard prevede il grado di protezione IP54.

In opzione, il motore autofrenante FA viene fornito con grado di protezione **IP55** prevedendo le seguenti varianti costruttive:

- ① anello V-ring posizionato sull'albero motore N.D.E.
- ② protezione in gomma impermeabile e antipolvere
- ③ anello O-ring



M10.2 Alimentazione freno FA

Nei motori a singola polarità l'alimentazione della bobina freno può derivare direttamente dalla morsettiera motore e la tensione del freno quindi coincide con la tensione del motore.

Per i motori a doppia polarità, e per i motori con alimentazione separata del freno, è presente una morsettiera ausiliaria con 6 terminali per il collegamento alla linea del freno. In tutti i casi il valore di tensione del freno dovrà essere specificato in designazione. Nella tabella seguente sono riportate le condizioni di alimentazione standard del freno in c.a. per i motori a singola e doppia polarità:

(F45)

Tensione Alimentazione Freni V	Tensioni Alimentazione freno FA	
	Freno FA	
	Alimentazione Motore a 50Hz	Alimentazione Motore a 60Hz
208	✗	✓
220	✗	✓
230	✓	✓
240	✗	✓
380	✓	✓
400	✓	✓
415	✓	✗
440	✗	✓
460	✗	✓
480	✗	✓
500	✓	✗
575	✗	✓

NOTA: Per i motori BXN e MXN fare riferimento al catalogo EVOX

Su richiesta, sono disponibili tensioni speciali.

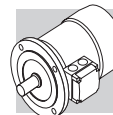
M10.3 Dati tecnici freni FA

(F46)

Freno	Coppia frenante M_b [Nm]	Rilascio t_1 [ms]	Frenatura t_2 [ms]	W_{max} [J]			W [MJ]	P [VA]
				10 s/h	100 s/h	1000 s/h		
FA 02	3.5	4	20	4500	1400	180	15	60
FA 03	7.5	4	40	7000	1900	230	25	80
FA 04	15	6	60	10000	3100	350	30	110
FA 14								
FA 05	40	8	90	18000	4500	500	50	250
FA 15								
FA 06S	60	16	120	20000	4800	550	70	470
FA 06	75	16	140	29000	7400	800	80	550
FA 07	150	16	180	40000	9300	1000	130	600
FA 08	250	20	200	60000	14000	1500	230	1200

M_b = max coppia frenante statica ($\pm 15\%$)
 t_1 = tempo di rilascio freno
 t_2 = ritardo di frenatura
 W_{max} = energia max per frenata (capacità termica del freno)
W = energia di frenatura tra due regolazioni successive del traferro
 P_b = potenza assorbita dal freno a 20° (50 Hz)
s/h = avviamenti orari

N.B.
I valori di t_1 e t_2 riportati in tabella sono riferiti al freno tarato alla coppia nominale, traferro medio e tensione nominale.

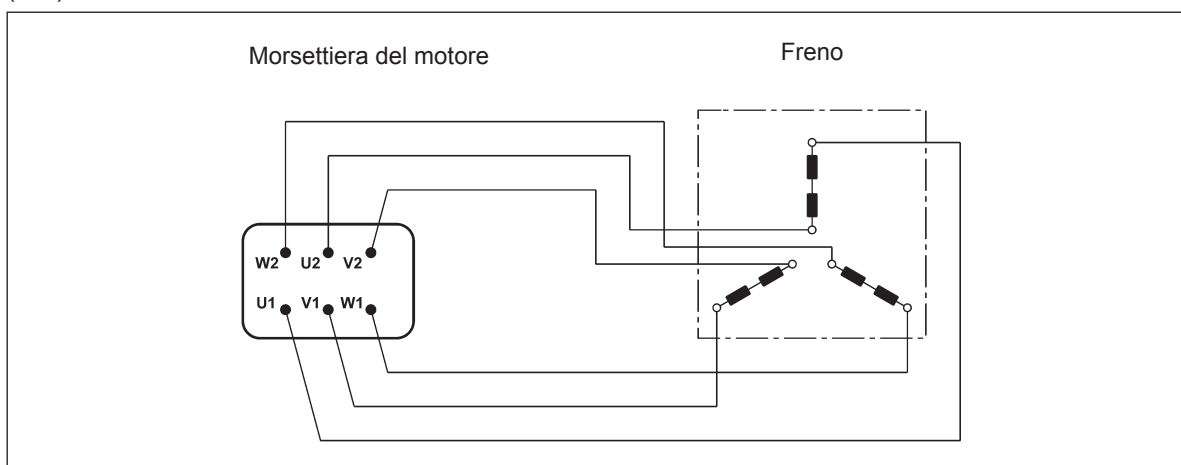


L'usura delle guarnizioni di attrito è funzione delle condizioni operative (temperatura, umidità, velocità di slittamento, pressione specifica); i valori di usura devono pertanto essere considerati come indicativi.

M10.4 Collegamenti freno FA

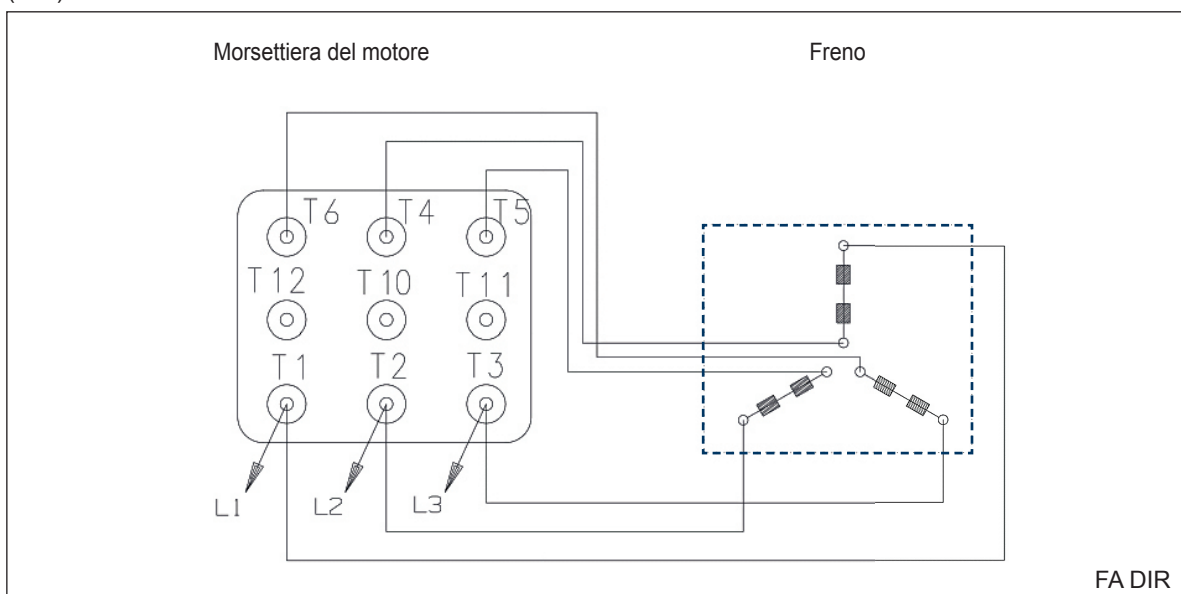
Per i motori con alimentazione del freno derivata direttamente dall'alimentazione motore i collegamenti alla morsettiera corrispondono a quanto riportato nello schema seguente:

(F47)

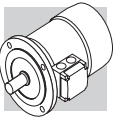


Per i motori BXN e MXN lo schema di collegamento del freno FA è il seguente:

(F48)

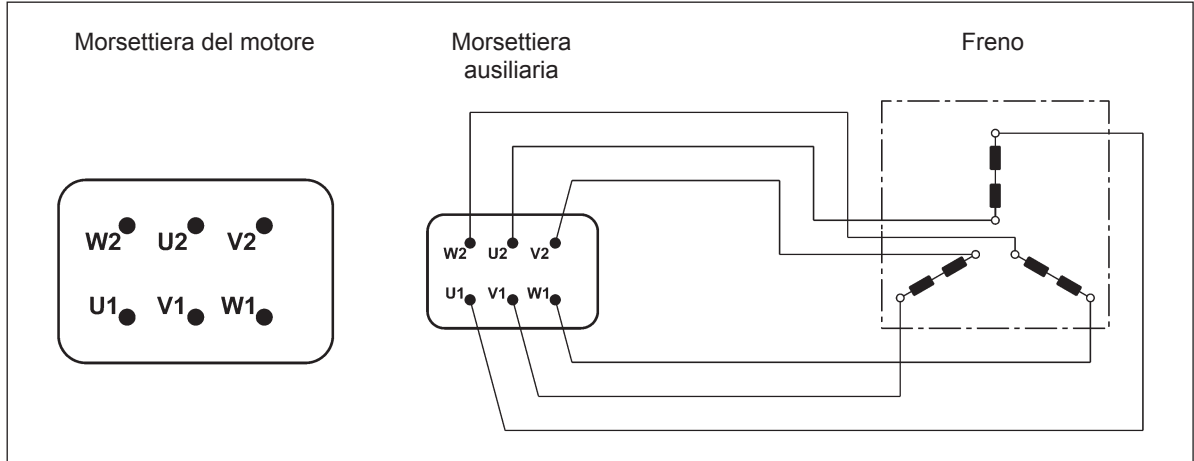


FA DIR



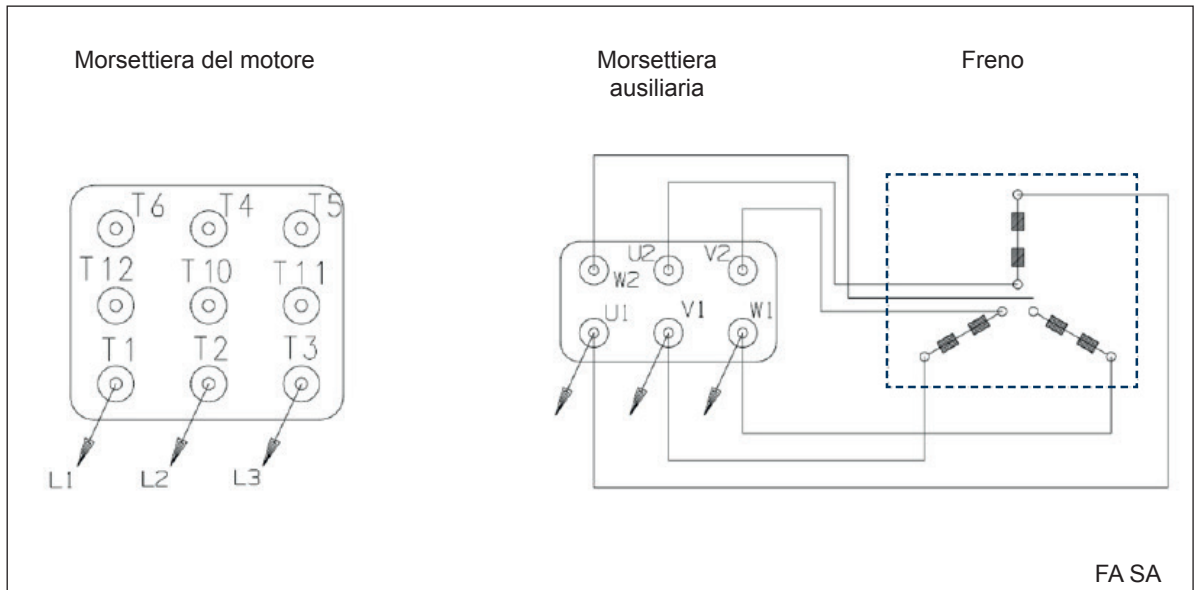
Per i motori a doppia polarità e, quando richiesto, per i motori ad una velocità con alimentazione da linea separata è prevista una morsetteria ausiliaria a 6 morsetti per il collegamento del freno; in questa esecuzione i motori prevedono la scatola coprimorsetti maggiorata. Vedi schema seguente:

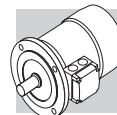
(F49)



Per i motori BXN e MXN lo schema di collegamento del freno FA è il seguente:

(F50)



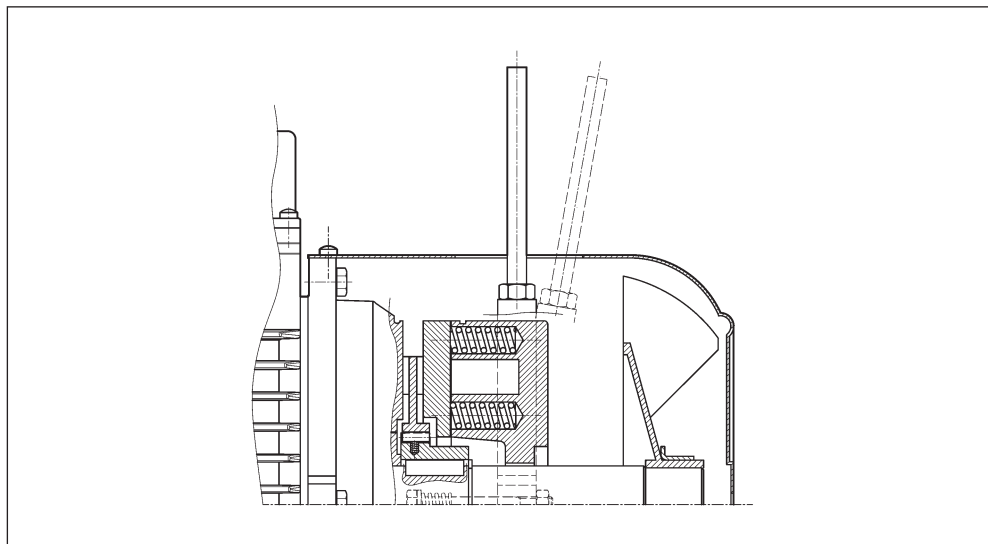


M11 SISTEMI DI SBLOCCO FRENO

I freni a pressione di molle tipo FD e FA possono essere dotati opzionalmente di dispositivi per lo sblocco manuale del freno, normalmente utilizzati per condurre interventi di manutenzione sulle parti di macchina, o dell'impianto, comandate dal motore.

R

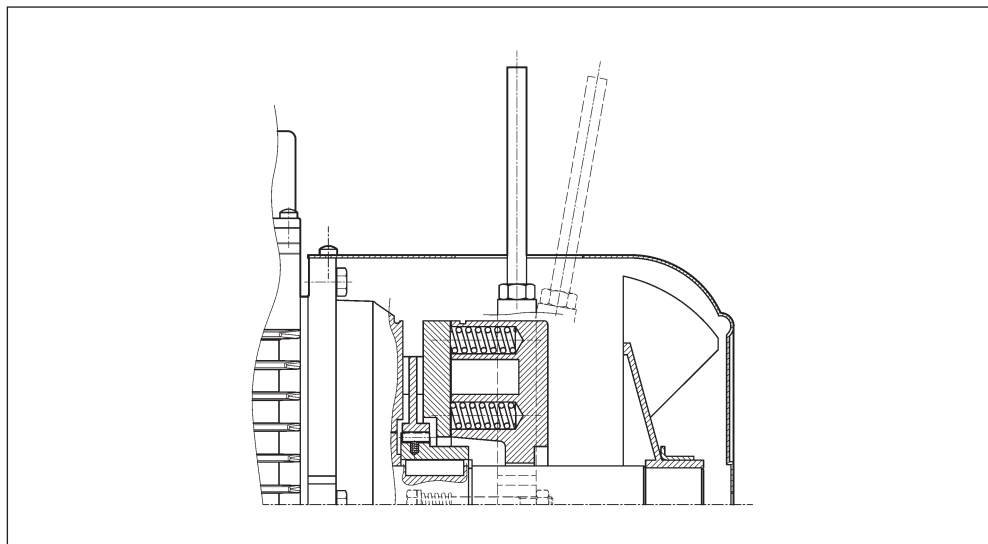
(F51)



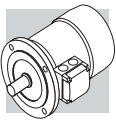
La leva di sblocco è dotata di ritorno automatico, tramite dispositivo a molla.

RM

(F52)



Sui motori con freno tipo FD la leva di sblocco può essere temporaneamente bloccata in posizione di rilascio del freno, avvitando la stessa fino ad impegnarne l'estremità in un risalto del corpo del freno. La disponibilità dei sistemi di sblocco freno è diversa per i vari tipi di motore, ed è descritta dalla tabella seguente:



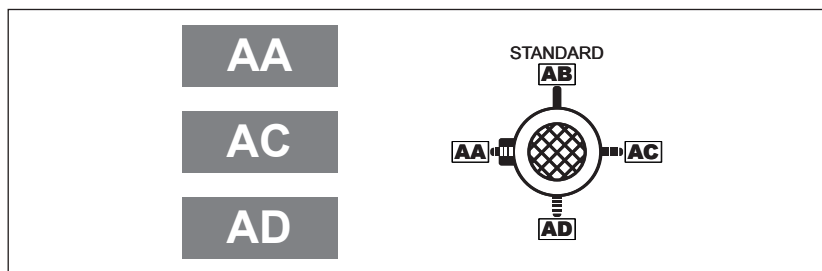
(F53)

	R	RM
BXN_FD BX_FD BE_FD BN_FD	BXN 63 ... BXN 90 BX 80 ... BX 180 BX 200K ... BX 315K BE 63 ... BE 180 BN 63 ... BN 200	BXN 63 ... BXN 90 BX 80 ... BX 132 BE 63 ... BE 132 BN 63 ... BN 132 ● FD07
MXN_FD MX_FD ME_FD M_FD	MXN05 ... MXN20 MX2 ... MX5 ME05 ... ME5 M05 ... M5	MXN05 ... MXN20 MX2 ... MX4 ME05 ... ME4 M05 ... M4LA
BXN_FA BX_FA BE_FA BN_FA	BXN 63 ... BXN 90 BX 80 ... BX 160 BE 63 ... BE 160L BN 63 ... BN 180M	●
MXN_FA MX_FA ME_FA M_FA	MXN05 ... MXN20 MX2 ... MX5 ME05 ... ME5 M05 ... M5	●

M11.1 Orientamento della leva di sblocco

Per entrambe le opzioni **R** e **RM**, la leva di sblocco del freno viene collocata, se non diversamente specificato, con orientamento di 90° in senso orario, rispetto alla posizione della morsetteria - riferimento **[AB]** nel disegno sottostante. Orientamenti alternativi, tipo **[AA]**, **[AC]** e **[AD]** possono essere richiesti citandone la relativa specifica:

(F54)



M11.2 Alimentazione separata del freno

DIR

Alimentazione diretta del freno

L'alimentazione dell'impianto frenante avviene direttamente tramite l'alimentazione della morsetteria del motore elettrico. Quando un motore legacy è configurato con una diretta alimentazione del freno non è necessario selezionare alcuna opzione, mentre per i motori EVOX è necessario selezionare l'opzione DIR.

...SA

Alimentazione freno CA separata

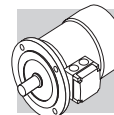
La bobina del freno è alimentata direttamente tramite una linea indipendente, separata da quella del motore. **FA-SA**: è necessario specificare la tensione CA nominale. SA 230 (Vc.a.). **FD-NB/SB-SA**: deve essere specificata la tensione alternata nominale che alimenta il raddrizzatore. Per esempio SA 400 (Vc.a.).

...SD

Alimentazione freno CC separata

La bobina del freno è alimentata direttamente con una corrente continua e il raddrizzatore non è presente. La tensione nominale della bobina deve essere specificata, ad es. SD 24 (Vc.c.).

Nota: per BX≥200 e BX≥200K non è possibile alimentare il freno direttamente dalla morsetteria del motore, è quindi necessario selezionare l'opzione SA o SD.





M12 OPZIONI

M12.1 Avviamento progressivo

F1

Per applicazioni che richiedono progressività nelle fasi di avvio e di arresto è disponibile un volano - opzione F1 - la cui inerzia aggiuntiva assorbe energia cinetica durante l'avviamento e la restituisce in frenatura, rendendo i transitori più progressivi e gradualmente. Il volano è disponibile per i motori autofrenanti del tipo BN-BE_FD e M-ME_FD con caratteristiche specifiche dettagliate nella tabella che segue:

(F55)

Dati tecnici volano per motori tipo: BN-BE_FD, M-ME_FD			
		Peso volano [Kg]	Inerzia volano [Kgm ²]
BN 63 - BE 63	M05 - ME05	0.69	0.00063
BN 71 - BE 71	M1 - ME1	1.13	0.00135
BN 80 - BE 80	M2 - ME2	1.67	0.00270
BN 90 S - BN 90 L BE 90 S - BE 90 LA	-	2.51	0.00530
BN 100 - BE 100	M3 - ME3	3.48	0.00840
BN 112 - BE 112	-	4.82	0.01483
BN 132 S - BN 132 M BE 132 S - BE 132 M	M4 - ME4	6.19	0.02580

M12.2 Filtro capacitivo

CF

Per i soli motori autofrenanti con freno tipo FD è disponibile in opzione il filtro capacitivo. Se corredati dell'opportuno filtro capacitivo a monte del raddrizzatore (opzione CF) i motori rientrano nei limiti di emissione previsti dalla Norma EN 61000-6-3:2007 "Compatibilità elettromagnetica – Norma Generica sull'emissione – Parte 6-3: Ambienti residenziali, commerciali e dell'industria leggera". I motori BX≥200LA e BX≥200LAK rientrano nei limiti di emissione previsti dalla Norma EN 61000-6-3:2007 "Compatibilità elettromagnetica – Norma Generica sull'emissione – Parte 6-3: Ambienti residenziali, commerciali e dell'industria leggera" senza l'ausilio del filtro capacitivo.

M12.3 Protezioni termiche

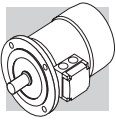
Oltre alla protezione garantita dall'interruttore magnetotermico, i motori possono essere provvisti di sonde termiche incorporate per proteggere l'avvolgimento da eccessivo riscaldamento dovuto a scarsa ventilazione o servizio intermittente.

Questa protezione dovrebbe sempre essere prevista per motori servoventilati (IC416).

M12.4 Sonde termiche a termistori

E3

Sono dei semiconduttori che presentano una rapida variazione di resistenza in prossimità della temperatura nominale di intervento (150 °C). L'andamento della caratteristica $R = f(T)$ è normalizzato dalle Norme DIN 44081, IEC 34-11. In genere vengono impiegati termistori a coefficiente di temperatura positivo denominati anche "resistori a conduttore freddo" PTC. I termistori non possono comandare direttamente i relais e devono pertanto essere collegati ad un'adeguata apparecchiatura di sgancio. Con questa protezione vengono inseriti tre PTC, (collegati in serie), nell'avvolgimento con terminali disponibili in morsettiera ausiliaria.



K1

Sono un sottogruppo dei termistori PTC le cui caratteristiche costruttive ne permettono l'impiego come sensori di temperatura aventi un coefficiente di temperatura positivo funzione della resistenza. La temperatura di esercizio è: 0°C ... +260°C.

I termistori non possono comandare direttamente i relais e devono pertanto essere collegati ad un'adeguata apparecchiatura di sgancio.

I terminali (polarizzati) di n.1 KTY 84-130 sono disponibili in una morsettiera ausiliaria.

M12.5 Sonde termiche bimetalliche

D3

I protettori di questo tipo contengono all'interno di un involucro un disco bimetallico che, raggiunta la temperatura nominale di intervento (150 °C), commuta i contatti dalla posizione di riposo.

Con la diminuzione della temperatura, il disco e i contatti riprendono automaticamente la posizione di riposo.

Normalmente si impiegano tre sonde bimetalliche in serie con contatti normalmente chiusi e terminali disponibili in una morsettiera ausiliaria.

M12.6 Termometro a resistenza

Pt1000

La termoresistenza è dotata di un chip per un sensore di temperatura, la cui resistenza cambia in funzione della temperatura secondo una serie di valori base riproducibili. Le variazioni di resistenza vengono trasferite come variazioni di corrente.

A 0°C, le misure delle resistenze sono regolate a 1000 ohm per il Pt1000 e corrispondono alla classe di precisione B (cioè il rapporto tra resistenza e temperatura). Lo scostamento limite è di $\pm 0,3^\circ\text{C}$ e gli scostamenti ammissibili sono definiti nella norma EN 60751. La termoresistenza Pt1000, in futuro, sostituirà gradualmente la temperatura KTY84-130 oggi disponibile. La relazione tra la temperatura e la resistenza elettrica dei conduttori viene utilizzata nel Pt1000 per misurare la temperatura, proprio come con le termoresistenze aggiuntive sopra descritte. I metalli puri subiscono maggiori variazioni di resistenza rispetto alle leghe e hanno un coefficiente di temperatura relativamente costante.

M12.7 Motore con connettore

CON

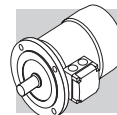
Sono disponibili tre tipi di connettori (CON 1, CON 2, CON 3) che possono essere installati in due posizioni di montaggio: lato destro scatola coprimorsettiera (C1D, C2D, C3D); lato sinistro scatola coprimorsettiera (C1S, C2S, C3S). L'opzione CON è prevista per i motori BN e M a singola polarità (2, 4, 6, 8, poli) e BX/BE e MX/ME nelle grandezze indicate nella tabella seguente. Sono escluse tutte le versioni con doppia polarità. I connettori sono disponibili per i motori BX-BE/MX-ME e BN/M nella versione senza freno e per i motori autofrenanti dotati di freno in corrente continua FD, nelle grandezze indicate nella tabella seguente.

Sul motore è fissato il connettore maschio (dotato di pin), il connettore femmina è escluso dalla fornitura. Con l'opzione CON è sempre previsto il collegamento a Y delle fasi.

Per motori provvisti di servoventilazione (opzione U1) l'alimentazione del ventilatore è prevista nella scatola morsettiera separata fissata al copriventola. Nei motori dotati di encoder (opzioni EN1...EN6) i terminali della connessione dell'encoder avviene tramite cavo volante non connesso al connettore.

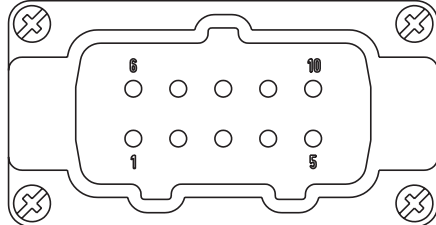
L'opzione CON non è applicabile ai motori dotati di freno in corrente alternata FA.

L'opzione CON non è compatibile con le opzioni U2, CUS, IC.

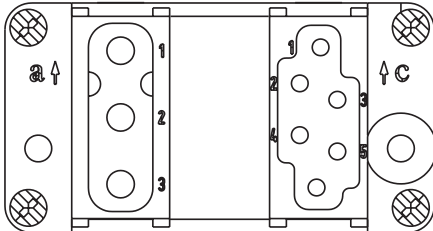


Dati tecnici

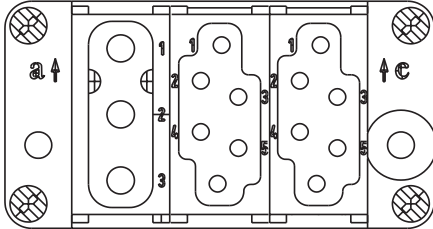
(F56)

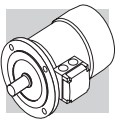
Opzione	CON 1
Grandezza motore	BX 80 ... BX 112 / MX2, MX3 / BE 63 ... BE 112 / ME05 ... ME4 BN 63 ... BN 112 / M05 ... M3
Vista connettore	
Tipo di connettore	Harting Han 10ES
Corpo connettore	Han EMC 10B con 2 leve
Numero di pins - corrente nominale	10 x 16A
Tensione di alimentazione	500 Vac
Tipo di connessione contatti	Terminali con vite

(F57)

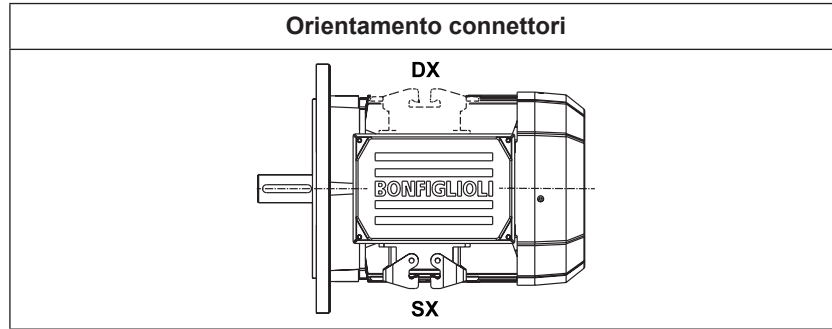
Opzione	CON 2
Grandezza motore	BX 80 ... BX 132 / MX2, MX3 / BE 63 ... BE 132 / ME05 ... ME4 BN 63 ... BN 160MR / M05 ... M4
Vista connettore	
Tipo di connettore	Harting Han Modular
Corpo connettore	Han EMC 10B con 2 leve
Tipo Moduli	Modulo C + Modulo vuoto + Modulo E
Numero di pins - corrente nominale	3 x 36A / 6 x 16A
Tensione di alimentazione	500 Vac
Tipo di connessione contatti	Contatti a crimpare

(F58)

Opzione	CON 3
Grandezza motore	BX 80 ... BX 132M / MX2, MX3 / BE 63 ... BE 132 / ME05 ... ME4 / BN 63 ... BN 160MR / M05 ... M4
Vista connettore	
Tipo di connettore	Harting Han Modular
Corpo connettore	Han EMC 10B con 2 leve
Tipo Moduli	Modulo C + Modulo E + Modulo E
Numero di pins - corrente nominale	3 x 36A / 6 + 6 x 16A
Tensione di alimentazione	500 Vac
Tipo di connessione contatti	Contatti a crimpare





(F59)



(F60)

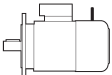

Dimensioni d'ingombro motori senza freno

		AD (mm)	AF (mm)	AH (mm)	LL (mm)	V ^(*) (mm)
BE 63 - BN 63	ME05 - M05	136	110	45	165	4.5
BE 71 - BN 71	ME1 - M1	149	110	45	165	15.5
BX 80 - BE 80 - BN 80	MX2 - ME2 - M2	160	110	45	165	16.5
BX 90 - BE 90 - BN 90	MX3	162	110	45	165	31.5
BX 100 - BE 100 - BN 100	MX3 - ME3 - M3	171	110	45	165	37.5
BX 112 - BE 112 - BN 112	MX4	186	110	45	165	39
BX 132 - BE 132 - BN 132	MX4 - ME4 - M4	210	140	45	188	45.5
BN 160MR	—	210	140	45	188	161

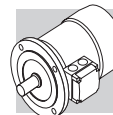
(*) Dimensione valida solo per motori BX, BE e BN

(F61)

Dimensioni d'ingombro motori con freno FD

		AD (mm)	AF (mm)	AH (mm)	LL (mm)	V ^(*) (mm)
BE 63 - BN 63	ME05 - M05	136	110	45	165	4.5
BE 71 - BN 71	ME1 - M1	149	110	45	165	1.5
BX 80 - BE 80 - BN 80	MX2 - ME2 - M2	160	110	45	165	18.5
BX 90 - BE 90 - BN 90	—	162	110	45	165	39.5
BX 100 - BE 100 - BN 100	MX3 - ME3 - M3	171	110	45	165	63.5
BX 112 - BE 112 - BN 112	—	186	110	45	165	75
BX 132 - BE 132 - BN 132	MX4 - ME4 - M4	210	140	45	188	122
BN 160MR	—	210	140	45	188	161

(*) Dimensione valida solo per motori BX e BN



M12.8 Controllo della funzionalità del freno

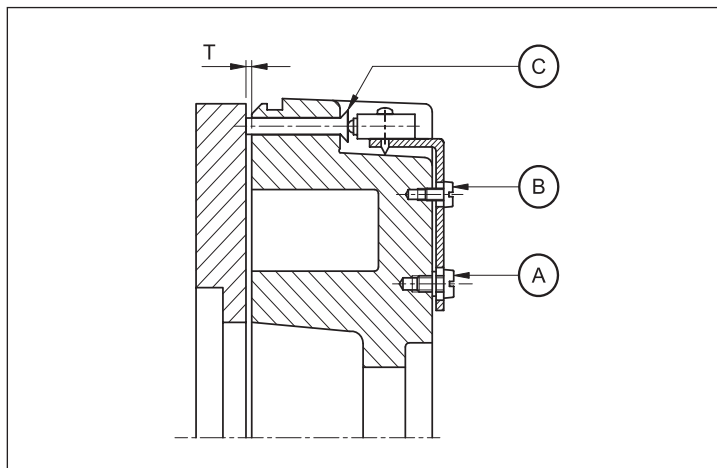
MSW

Il microinterruttore può essere regolato per segnalare l'attrazione/rilascio dell'ancora mobile o per segnalare il raggiungimento del massimo valore ammissibile per il traferro.

L'opzione MSW è disponibile per i freni FD03...FD09.

Il microswitch è dotato di tre terminali NC, NO, COM. Nella figura sottostante sono raffigurati i principali componenti del freno equipaggiato con microswitch.

(F62)



- A: Viti di fissaggio
- B: Vite di regolazione
- C: Attuatore

M12.9 Ingresso cavi supplementare per motori autofrenanti

IC

Sulla scatola coprimorsettiera dei motori autofrenanti BN 63 ... BN 160MR - M05 ... M4L sono disponibili due ingressi cavo supplementari M16 x 1.5 (uno per lato).

Sulla scatola coprimorsettiera dei motori autofrenanti BN 160 ... BN 200 - M5 è disponibile un ingresso cavo supplementare M16 x 1.5 affiancato all'ingresso cavo freno.

M12.10 Riscaldatori anticondensa

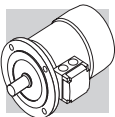
H1

NH1


I motori funzionanti in ambienti molto umidi e/o in presenza di forti escursioni termiche, possono essere equipaggiati con una resistenza anti-condensa.

L'alimentazione monofase è prevista da morsettiera ausiliaria posta nella scatola principale.

Le potenze assorbite dalla resistenza elettrica sono elencate qui di seguito:



(F63)

	H1	NH1
	1~ 230V ± 10% P [W]	1~ 115V ± 10% P [W]
BXN 63 ... BXN 80 BX 80 BE 63 ... BE 80 BN 56 ... BN 80	10	10
BXN 90 BX 90 ... BX 132 BE 90 ... BE 132MB BN 90 ... BN 160MR	25	25
BX 160...BX 250 BX 160 ... BX 250K BX 160, BX 180 BE 160, BE 180 BN 160, BN 200	50	50
BX 280 BX 280K	60	60
BX 315 ... BX 355 BX 315K ... BX 355K	120	120

Importante!

Durante il funzionamento del motore la resistenza anticondensa non deve mai essere inserita.

M12.11 Tropicalizzazione

TP

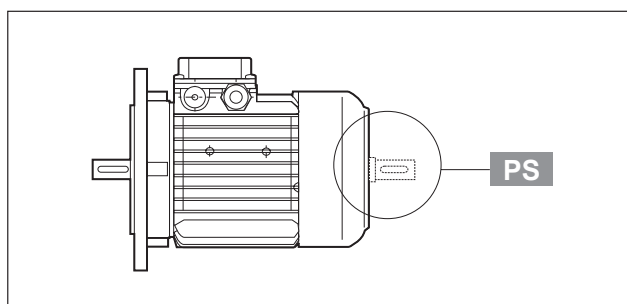
Su richiesta, mediante la specifica dell'opzione **TP**, gli avvolgimenti del motore ottengono una protezione aggiuntiva che li rende idonei al funzionamento in condizioni di elevata temperatura e umidità.

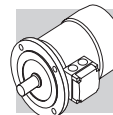
M12.12 Seconda estremità d'albero

PS

L'opzione esclude le varianti RC, TC, U1, U2, EN1, EN2, EN3, EN4, EN5, EN6, EN7, EN8. Le dimensioni sono reperibili nelle tavole dimensionali dei motori.

(F64)






M12.13 Dispositivo antiritorno

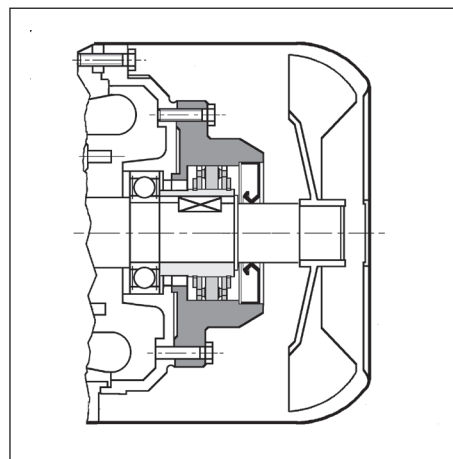
AL**AR**

Nelle applicazioni dove è necessario impedire la rotazione inversa del motore dovuta all'azione del carico, è possibile impiegare motori provvisti di un dispositivo antiritorno (disponibile solo sulla serie MX/ME e M). Questo dispositivo, pur consentendo la libera rotazione nel senso di marcia, interviene istantaneamente in caso di mancanza di alimentazione bloccando la rotazione dell'albero nel senso inverso. Il dispositivo antiritorno è lubrificato a vita con grasso specifico per questa applicazione. In fase di ordine dovrà essere indicato chiaramente il senso di marcia previsto. In nessun caso il dispositivo antiritorno dovrà essere utilizzato per impedire la rotazione inversa nel caso di collegamento elettrico errato. Nella tabella (F62) sono indicate le coppie nominale e massima di bloccaggio attribuite ai dispositivi antiritorno utilizzati, mentre la raffigurazione schematica del dispositivo è inserita nella tabella (F63). Le dimensioni sono le stesse del motore autofrenante. Il senso di rotazione libera è descritto nel paragrafo "OPZIONI MOTORI" delle specifiche sezioni dedicate ai riduttori.

(F65)

	Coppia nominale di bloccaggio [Nm]	Coppia max. di bloccaggio [Nm]	Velocità di distacco [min ⁻¹]
ME1 - M1	6	10	750
MX2 - ME2 M2	16	27	650
MX3 - ME3 M3	54	92	520
MX4 - ME4 M4	110	205	430

(F66)



M12.14 Equilibratura rotore

RV

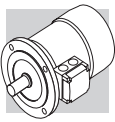
Per esigenze di particolare silenziosità è disponibile l'esecuzione opzionale **RV** che garantisce vibrazioni ridotte, secondo il grado **B**.

La tabella sottostante riporta i valori della velocità efficace di vibrazione per equilibratura normale (A) e in grado B.

(F67)

Grado di vibrazione	Velocità di rotazione n [min ⁻¹]	Limiti della velocità di vibrazione (mm/s) BX 80 ≤ H ≤ BX 335M ≤ BX 355MK BE 63 ≤ H ≤ BE 180L BN 56 ≤ H ≤ BN 200
A	600 < n < 3600	1.6
B	600 < n < 3600	0.70

I valori si riferiscono a misure con motore liberamente sospeso e funzionamento a vuoto; tolleranza ±10%.



M12.15 Ventilazione

I motori sono raffreddati mediante ventilazione esterna (IC 411 secondo CEI EN 60034-6) e sono provvisti di ventola radiale in plastica, funzionante in entrambi i versi di rotazione.

L'installazione dovrà assicurare una distanza minima della calotta copriventola dalla parete più vicina, in modo da non creare impedimento alla circolazione dell'aria, oltre che permettere l'esecuzione della manutenzione ordinaria del motore e, se presente, del freno.



Il raffreddamento è realizzato per mezzo di un ventilatore assiale con alimentazione indipendente, montato sulla calotta copriventola (metodo di raffreddamento IC 416).

Questa esecuzione è utilizzata in caso di alimentazione del motore tramite inverter allo scopo di estendere il campo di funzionamento a coppia costante anche a bassa velocità, o quando per lo stesso sono richieste elevate frequenze di avviamento.

Da questa opzione sono esclusi i motori con doppia sporgenza d'albero (opzione PS).

Per la variante sono disponibili due esecuzioni alternative, denominate **U1** e **U2**, aventi lo stesso ingombro in senso longitudinale. Per entrambe le esecuzioni, la maggiore lunghezza della calotta copriventola (ΔL) è riportata nella tabella che segue. Dimensioni complessive ricavabili dalle tavole dimensionali dei motori.

(F68)

Tabella maggiorazione lunghezze motore			
		ΔL_1	ΔL_2
BE 71 - BN 71	ME1 - M1	93	32
BX 80	MX2	80	67
BE 80 - BN 80	ME2 - M2	125	55
BX 90	—	133	85
BE 90 - BN 90	—	133	49
BX 100	MX3	135	88
BE 100 - BN 100	ME3 - M3	119	30
BX 112	—	136	90
BE 112 - BN 112	—	130	33
BX 132	MX4	123	24
BE 132 - BN 132	ME4 - M4	160	51
BX 160 - BX 180	MX5	184	184
BE 160 - BE 180	ME5		
BN 160 - BN 180 - BN 200	M5		
BX 200	—	260	260
BX 225 - BX 250	—	320	320
BX 280 - BX 315	—	430	430
BX 355	—	640	640

ΔL_1 = variazione dimensionale rispetto alla quota LB del motore standard corrispondente.

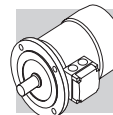
ΔL_2 = variazione dimensionale rispetto alla quota LB del motore autofrenante corrispondente.

U1

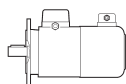
Terminali di alimentazione del ventilatore in scatola morsetti separata.

Nei motori autofrenanti grandezza BX 132 ... BX 160 - BE 71 ... BE 160 - BN 71 ... BN 160MR, MX4, MX5 - ME05 ... ME5 - M05 ... M5 con variante **U1**, la leva di sblocco non è collocabile nella posizione AA.

Questa opzione può essere selezionata per motori conformi agli standard CSA e UL (opzione CUS) solo per taglie $BX \geq 200$ e $BX \geq 200K$.



(F69)

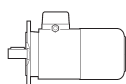


			V a.c. ±10%	Hz	P [W]	I [A]
BN 71 - BE 71	ME1 - M1		1 ~ 230	50 / 60	22	0.12
BX 80 - BE 80 BN 80	MX2 - ME2 M2				22	0.12
BX 90 - BE 90 BN 90	—				40	0.30
BX 100 - BE 100 BN 100	MX3 - ME3 M3				50	0.25
BX 112 - BE 112 BN 112	—				50	0.26 / 0.15
BX 132 - BE 132 BN 132 ... BN 160MR	MX4 - ME4 M4L				110	0.38 / 0.22
BX 160 - BE 160 BN 160M ... BN 180M	MX5 - ME5 M5		3 ~ 230Δ / 400Y	50	180	1.25 / 0.72
BX 180 - BE 180 BN 180L ... BN 200L	—				250	1.51 / 0.87
BX 200 ... BX 250 BX 200K ... BX 250K	—				250	0.64
BX 280 ... BX 315M BX 280K ... BX 315MK	—				750	1.7
BX 315 ... BX 355S BX 315LK ... BX 355SK	—				1500	3.3
BX 355M BX 355MK	—				3000	6.1

U2

I terminali del ventilatore sono collocati nella scatola morsettiera principale del motore.
L'opzione **U2** non è applicabile ai motori BX, BE, MX, ME e ai motori con opzione CUS (conformi alle norme CSA e UL).

(F70)

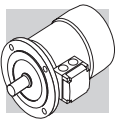


			V a.c. ±10%	Hz	P [W]	I [A]
BN 71	M1		1 ~ 230	50 / 60	22	0.12
BN 80	M2				22	0.12
BN 90	—				40	0.30
BN 100	M3		3 ~ 230Δ / 400Y		40	0.26 / 0.09
BN 112	—				50	0.26 / 0.15
BN 132 ... BN 160MR	M4L				110	0.38 / 0.22



M12.16 Tettuccio parapioggia

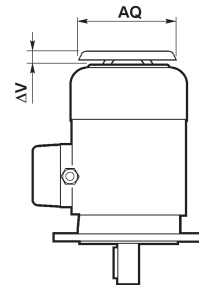
RC

Il dispositivo parapioggia, che è raccomandato quando il motore è montato verticalmente con l'albero verso il basso, serve a proteggere il motore stesso dall'ingresso di corpi solidi e dallo stillicidio. Le dimensioni aggiuntive sono indicate nella tabella sottostante.
Il tettuccio esclude le varianti PS, EN1, EN2, EN3, EN4, EN5, EN6.

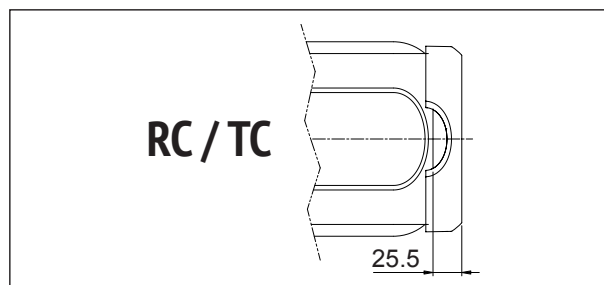


(F71)

		AQ	ΔV
BE 63 - BN 63	ME05 - M05	118	24
BN 71 - BE 71	ME1 - M1	134	27
BX 80 - BE 80 BN 80	MX2 - ME2 M2	152	25
BX 90 - BE 90 BN 90	—	168	30
BX 100 - BE 100 BN 100	MX3 - ME3 M3	190	28
BX 112 - BE 112 BN 112	—	211	32
BX 132 - BE 132 BN 132 ... BN 160MR	MX4 - ME4 M4	254	32
BX 160 - BE 160 BN 160M ... BN 180M	MX5 - ME5 M5	302	36
BX 180 - BE 180 BN 180L ... BN 200L	—	340	36
BX 200	—	423	55
BX 225	—	465	55
BX 250	—	514	55
BX 280	—	567	100
BX 315	—	645	100
BX 355	—	740	120



Per l'opzione RC/TC su motori BXN/MXN vedere lo schema seguente.



M12.17 Tettuccio tessile

TC

La variante del tettuccio tipo TC è da specificare quando il motore è installato in ambienti dell'industria tessile, dove sono presenti filamenti che potrebbero ostruire la griglia del copriventola, impedendo il regolare flusso dell'aria di raffreddamento.

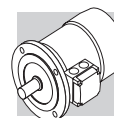
L'opzione esclude le varianti EN1, EN2, EN3, EN4, EN5, EN6, PS, U1, U2. L'ingombro complessivo è lo stesso del tettuccio tipo RC.

L'opzione TC non è disponibile per i motori BX.

M12.18 Dispositivi di retroazione

I motori possono essere dotati di sei diversi tipi di encoder, qui di seguito descritti.

Il montaggio dell'encoder esclude le esecuzioni con doppia estremità d'albero (PS) e tettuccio di protezione (RC, TC).



EN1

Encoder incrementale, $V_{IN} = 5\text{ V}$, uscita line-driver RS 422.

EN2

Encoder incrementale, $V_{IN} = 10\text{-}30\text{ V}$, uscita line driver RS 422.

EN3

Encoder incrementale, $V_{IN} = 12\text{-}30\text{ V}$, uscita push-pull 12-30 V

EN4

Encoder sin/cos, $V_{IN} = 4.5\text{-}5.5\text{ V}$, uscita Sinus $0.5V_{PP}$.

EN5

Encoder assoluto monogiro, interfaccia HIPERFACE®, $V_{IN} = 7\text{-}12\text{ V}$.

EN6

Encoder assoluto multigiro, interfaccia HIPERFACE®, $V_{IN} = 7\text{-}12\text{ V}$.

EN7

Encoder incrementale Heavy Duty, $V_{IN} = 12\text{-}30\text{ V}$, uscita push-pull 12-30 V.

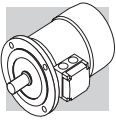
EN8

Encoder incrementale Heavy Duty, $V_{IN} = 12\text{-}30\text{ V}$, uscita push-pull 9-30 V.

Nota: EN7 ed EN8 disponibili solo per $BX \geq 200$

(F72)

	EN1	EN2	EN3	EN4	EN5	EN6	EN7	EN8	
interfaccia	TTL/RS 422	TTL/RS 422	HTL push-pull	Sinus 0.5 VPP	HIPERFACE®	HIPERFACE®	HTL push-pull	HTL push-pull	
tensione alimentazione [V]	4...6	10...30	12...30	4.4...5.5	7...12	7...12	9...30		
tensione di uscita [V]	5	5	12...30	—	—	—	9...30		
corrente di esercizio senza carico [mA]	120	100	100	40	80	80	80		
n° di impulsi per giro	1024							2048	
risoluzione	—	—	—	—	15 bit	15 bit	-	-	
rivoluzioni	—	—	—	—	—	12 bit	-	-	
n° segnali	6 (A, B, Z + segnali invertiti)			6 (cos-, cos+, sin-, sin+, Z, Z̄)	—	—	6	6	
max. frequenza di uscita [kHz]	600			200			200		
max. velocità [min ⁻¹]	6000 (9000 min ⁻¹ per 10 s)							6000	
campo di temperatura di funzionamento [°C]	-30 ... +100							-20 ... +85	
grado di protezione	IP 65							IP67	



(F73)

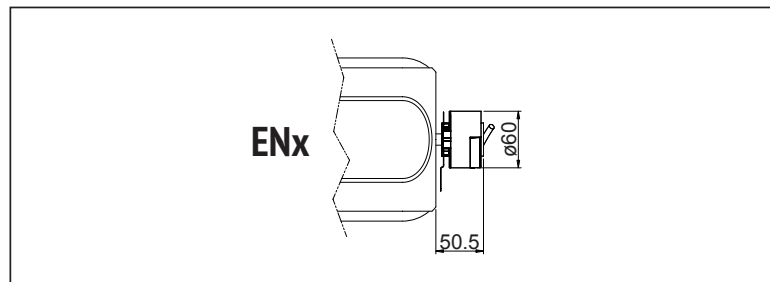
EN1, EN2, EN3, EN4, EN5, EN6, EN7, EN8		
		L4
BN 63 ... BN 200	M05 ... M5	65
BE 63... BE180	ME05 ... ME5L	65
BX 80 ... BX 180	MX2 ... MX5L	65
BX 200 ... BX 280	—	100
BX 315 ... BX 355	—	100

(F74)

EN_ + U1		
		L3
BX 160 - BE 160 BN 160M...BN 180M	MX5 - ME5 M5	72
BX 160 - BE 180 BN 180L...BN 200L	—	82
BX 160_FD BN 160M_FD...BN 180M_FD	MX5_FD M5_FD	35
BX 180_FD BN 180L_FD...BN 200L_FD	—	41
BX 200 - BX 225 - BX 250	—	100
BX 280 - BX 315 - BX 355	—	150

Se l'opzione EN_ è richiesta per motori di grandezza BX 80 ... BX 132 - MX2 ... MX4 - BE 63 ... BE 132 - ME05 ... ME4 - BN 71 ... BN 160MR - M1 ... M4, contemporaneamente all'opzione U1/U2, le variazioni dimensionali coincidono con quelle dell'opzione U1/U2.

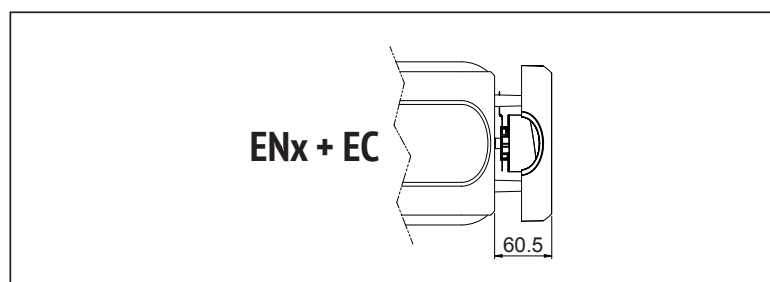
Per l'opzione EN sui motori BXN/MXN vedere lo schema seguente.

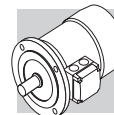


M12.19 EC - Copertura dell'encoder

EC

L'opzione EC è una variante di copertura realizzata appositamente per i nostri encoder. Li protegge dagli impatti e può aiutare a prolungare la loro vita produttiva.





M12.20 Cuscinetti Isolati

IB

Quando l'opzione IB è selezionata il motore viene equipaggiato con cuscinetti isolati sul lato utilizzatore. Questo previene il danneggiamento prematuro dei cuscinetti causato dalla circolazione di correnti ad alte frequenze.

NOTA: Questa opzione è disponibile per motori BX \geq 280 e BX \geq 280K ed è obbligatoria quando il motore viene alimentato mediante inverter.

M12.21 Montaggio Verticale

VM

NOTA: Questa opzione è obbligatoria per i motori BX \geq 200 e BX \geq 200K se montati in verticale.

Quando l'opzione VM viene selezionata il motore viene fornito con accorgimenti costruttivi aggiuntivi. Inoltre, la posizione di montaggio verticale viene specificata in targhetta.

M12.22 Protezione superficiale

C_

I motori, che laddove non viene richiesta una classe di protezione specifica, nelle zone verniciate (ferrose) rispettano come requisito minimo la classe di protezione C2 (UNI EN ISO 12944-2), sono forniti con protezione superficiale C3 e C4 per una migliore resistenza alla corrosione atmosferica.

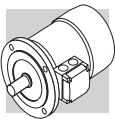
(F75)

PROTEZIONE SUPERFICIALE	Ambienti tipici	Temperatura superficiale max.	Classe di corrosività secondo UNI EN ISO 12944-2
C3	Ambienti urbani ed industriali, con umidità relativa dell'aria max.100% (inquinamento ambientale medio)	120°C	C3
C4	Aree industriali, zone costiere, impianti chimici, con umidità relativa dell'aria max.100% (inquinamento ambientale alto)	120°C	C4
C5M	Zone costiere e offshore con alto contenuto di sale.	120°C	C5M

I motori previsti con le protezioni opzionali C3 e C4 sono disponibili in diverse tinte.

Se non specificata nessuna tinta (vedere opzione "VERNICIATURA") la fornitura viene eseguita con la tinta RAL 7042 per BN/M, BE/ME e BX \leq 180/MX e con la tinta Munsell blue 8B 4.5/3.25 per BX \geq 200.

A richiesta sono fornibili motori per classe di corrosività C5 secondo UNI EN ISO 12944-2, contattando il ns. Servizio tecnico-Commerciale.



M12.23 Verniciatura

RAL

I motori previsti con le protezioni opzionali C3 e C4 sono disponibili in diverse tinte, secondo la tabella seguente.

(F76)

PAINTING	Colore	Catalogazione RAL
RAL7042	Grigio traffico A	7042
RAL5010	Blu genziana	5010
RAL9005	Nero intenso	9005
RAL9006	Alluminio brillante	9006
RAL9010	Bianco puro	9010
Munsell blue 8B* 4.5/3.25	Blu	MUNSELL 8B 4.5/3.25
RAL7035	Grigio chiaro	7035
RAL7001	Grigio argento	7001
RAL5015	Blu cielo	5015
RAL7037	Grigio polvere	7037
RAL5024	Blu pastello	5024

* I motori BX \geq 200 e BX \geq 200K sono forniti di serie in questo colore con protezione C3 se non diversamente specificato.

NOTA - L'opzione "VERNICIATURA" è configurabile esclusivamente in abbinamento con l'opzione "PROTEZIONE SUPERFICIALE".

M12.24 Prove documentali

ACM

Attestato di conformità motori

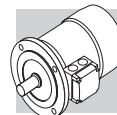
Documento il cui rilascio attesta la conformità del prodotto all'ordinativo e la costruzione dello stesso in conformità alle procedure standard di processo e di controllo previste dal sistema di Qualità Bonfiglioli Riduttori.

Nota: Non disponibile per BX \geq 200 e BX \geq 200K

CC

Certificato di collaudo



La specifica comporta la conduzione di verifiche di conformità all'ordine, controlli visivi generali e verifiche strumentali delle caratteristiche elettriche di funzionamento a vuoto. Il collaudo è riferito allo specifico motore analizzato ed applicato ad un campione statistico del lotto di spedizione.





M13 TABELLE DI CORRELAZIONE MOTORI

M13.1 Motori a 50 Hz

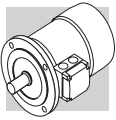
(F77)

2 poli							
Classe di efficienza		IE1	IE2	IE3	IE1	IE2	IE3
Pn [kW]	0.06						
	0.09						
	0.12						
	0.18	BN 63A 2				M 05A 2	
	0.25	BN 63B 2				M 05B 2	
	0.37	BN 71A 2				M 05C 2	
	0.55	BN 71B 2				M 1SD 2	
	0.75	BN 71C 2 BN 80A 2	BE 80A 2			M 1LA 2	ME 2SA 2
	1.1	BN 80B 2	BE 80B 2			M 2SA 2	ME 2SB 2
	1.5	BN 90SA 2	BE 90SA 2			M 2SB 2	
	1.85	BN 90SB 2					
	2.2	BN 90L 2	BE 90L 2			M 3SA 2	
	3	BN 100L 2	BE 100L 2			M 3LA 2	ME 3LB 2
	4	BN 112M 2	BE 112M 2			M 3LB 2	
	5.5	BN 132SA 2	BE 132SA 2			M 4SA 2	ME 4SA 2
	7.5	BN 132SB 2	BE 132SB 2			M 4SB 2	ME 4LA 2
	9.2	BN 132M 2	BE 132MB 2			M 4LA 2	ME 4LB 2
	11	BN 160MR 2 BN 160M 2	BE 160MA 2			M 4LC 2	ME 5SA 2
	15	BN 160MB 2	BE 160MB 2			M 5SB 2	ME 5SB 2
18.5	BN 160L 2	BE 160L 2			M 5SC 2	ME 5LA 2	
22	BN 180M 2				M 5LA 2		
30	BN 200LA 2						



(F78)

4 poli									
Classe di efficienza		IE1	IE2	IE3	IE1	IE2	IE3		
Pn [kW]	0.06	BN 56A 4							
	0.09	BN 56B 4			M 0B 4				
	0.12	BN 63A 4	BE 63A 4		BXN 63MA 4	M 05A 4	ME 05A 4	MXN 05MA 4	
	0.18	BN 63B 4	BE 63B 4		BXN 63MB 4	M 05B 4	ME 05B 4	MXN 05MB 4	
	0.25	BN 63C 4				M 05C 4			
	0.37	BN 71A 4	BE 71A 4		BXN 71MA 4	M 05C 4	ME 1SA 4	MXN 10MA 4	
	0.37	BN 71B 4	BE 71B 4		BXN 71MB 4	M 1SD 4	ME 1SB 4	MXN 10MB 4	
	0.55	BN 71C 4							
	0.55	BN 80A 4	BE 80A 4		BXN 80MA 4	M 1LA 4		MXN 20MA 4	
	0.75	BN 80B 4	BE 80B 4	BX 80B 4	BXN 80MB 4	M 2SA 4	ME 2SB 4	MX 2SB 4	MXN 20MB 4
	1.1	BN 80C 4 BN 90S 4	BE 90S 4	BX 90S 4	BXN 90S 4	M 2SB 4	ME 3SA 4	MX 3SA 4	
	1.5	BN 90LA 4	BE 90LA 4	BX 90LA 4	BXN 90L 4	M 3SA 4	ME 3SB 4	MX 3SB 4	
	1.85	BN 90LB 4							
	2.2	BN 100LA 4	BE 100LA 4	BX 100LA 4		M 3LA 4	ME 3LA 4	MX 3LA 4	
	3	BN 100LB 4	BE 100LB 4	BX 100LB 4		M 3LB 4	ME 3LB 4	MX 3LB 4	
	4	BN 112M 4	BE 112M 4	BX 112M 4		M 3LC 4	ME 4SA 4	MX 4SA 4	
	5.5	BN 132S 4	BE 132S 4	BX 132SB 4		M 4SA 4	ME 4SB 4	MX 4SB 4	
	7.5	BN 132MA 4	BE 132MA 4	BX 132MA 4		M 4LA 4	ME 4LA 4	MX 4LA 4	
	9.2	BN 132MB 4	BE 132MB 4	BX 160MA 4		M 4LB 4	ME 4LB 4	MX 5SA 4	
	11	BN 160MR 4 BN 160M 4	BE 160M 4	BX 160MB 4		M 4LC 4	ME 5SA 4	MX 5SB 4	
	15	BN 160L 4	BE 160L 4	BX 160L 4		M 5SB 4	ME 5LA 4	MX 5LA 4	
	18.5	BN 180M 4	BE 180M 4	BX 180M 4		M 5LA 4			
	22	BN 180L 4	BE 180L 4	BX 180L 4					
	30	BN 200L 4		BX 200LA 4*					
	37			BX 225SA 4*					
	45			BX 225SB 4*					
	55			BX 250MA 4*					
	75			BX 280SA 4*					
	90			BX 280SB 4*					
	110			BX 315SA 4*					
132			BX 315SB 4*						
160			BX 315SC 4*						
200			BX 315MA 4*						
250			BX 355MA 4*						
315			BX 355MB 4*						
355			BX 355MC 4*						

Nota: per il mercato australiano questi motori devono essere selezionati nella versione BX ... K 4





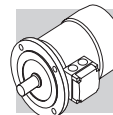
(F79)

6 poli							
Classe di efficienza		IE1	IE2	IE3	IE1	IE2	IE3
Pn [kW]	0.06						
	0.09	BN 63A 6			M 05A 6		
	0.12	BN 63B 6			M 05B 6		
	0.18	BN 71A 6			M 1SC 6		
	0.25	BN 71B 6			M 1SD 6		
		BN 71C 6					
	0.37	BN 80A 6			M 1LA 6		
	0.55	BN 80B 6			M 2SA 6		
	0.75	BN 80C 6	BE 90S 6		M 2SB 6		
		BN 90S 6					
	1.1	BN 90L 6	BE 100M 6		M 3SA 6	ME 3LA 6	
	1.5	BN 100LA 6	BE 100LA 6		M 3LA 6	ME 3LB 6	
	1.85	BN 100LB 6			M 3LB 6		
	2.2	BN 112M 6	BE 112M 6		M 3LC 6		
	3	BN 132S 6	BE 132S 6		M 4SA 6	ME 4SB 6	
	4	BN 132MA 6	BE 132MA 6		M 4LA 6	ME 4LA 6	
	5.5	BN 132MB 6	BE 160MA 6		M 4LB 6	ME 5SA 6	
	7.5	BN 160M 6	BE 160MB 6		M 5SA 6	ME 5SB 6	
	9.2						
	11	BN 160L 6			M 5SB 6		
15	BN 180L 6						
18.5	BN 200LA 6						
22							
30							



M13.2 Motori a 60 Hz

(F80)



2 poli							
Classe di efficienza		IE1	IE2	IE3	IE1	IE2	IE3
Pn [kW]	0.06						
	0.09						
	0.12						
	0.18	BN 63A 2			M 05A 2		
	0.25	BN 63B 2			M 05B 2		
	0.37	BN 71A 2			M 05C 2		
	0.55	BN 71B 2			M 1SD 2		
	0.75	BN 71C 2			M 1LA 2		
		BN 80A 2					
	1.1	BN 80B 2			M 2SA 2		
	1.5	BN 90SA 2			M 2SB 2		
	1.85	BN 90SB 2					
	2.2	BN 90L 2			M 3SA 2		
	3	BN 100L 2			M 3LA 2		
	3.7	BN 112M 2			M 3LB 2		
	5.5	BN 132SA 2			M 4SA 2		
	7.5	BN 132SB 2			M 4SB 2		
	9.2	BN 132M 2			M 4LA 2		
	11	BN 160MR 2			M 4LC 2		
		BN 160M 2					
15	BN 160MB 2			M 5SB 2			
18.5	BN 160L 2			M 5SC 2			
22	BN 180M 2			M 5LA 2			
30	BN 200LA 2						

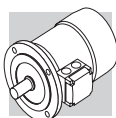






(F81)

4 poli								
Classe di efficienza	IE1	IE2	IE3		IE1	IE2	IE3	
Pn [kW]	0.06	BN 56A 4						
	0.09	BN 56B 4			M 0B 4			
	0.12	BN 63A 4	BE 63A 4		BXN 63MA 4	M 05A 4	MXN 05MA 4	
	0.18	BN 63B 4	BE 63B 4		BXN 63MB 4	M 05B 4		MXN 05MB 4
		BN 63C 4						
	0.25	BN 71A 4	BE 71A 4		BXN 71MA 4	M 05C 4		MXN 10MA 4
		BN 71B 4	BE 71B 4		BXN 71MB 4	M 1SD 4		MXN 10MB 4
	0.55	BN 71C 4				M 1LA 4		
		BN 80A 4	BE 80A 4		BXN 80MA 4			MXN 20MA 4
	0.75	BN 80B 4	BE 80B 4	BX 90SR 4	BXN 80MB 4	M 2SA 4	ME 2SB 4	MX 2SB 4
		BN 80C 4						
	1.1	BN 90S 4	BE 90S 4	BX 90S 4	BXN 90S 4	M 2SB 4	ME 3SA 4	MX 3SA 4
		BN 90LA 4	BE 90LA 4	BX 90LA 4	BXN 90L 4	M 3SA 4	ME 3SB 4	MX 3SB 4
	1.85	BN 90LB 4						
	2.2	BN 100LA 4	BE 100LA 4	BX 100LA 4		M 3LA 4	ME 3LA 4	MX 3LA 4
	3	BN 100LB 4	BE 100LB 4	BX 100LB 4		M 3LB 4	ME 3LB 4	MX 3LB 4
	3.7	BN 112M 4	BE 112M 4	BX 112M 4		M 3LC 4	ME 4SA 4	MX 4SA 4
	5.5	BN 132S 4	BE 132S 4	BX 132SB 4		M 4SA 4	ME 4SB 4	MX 4SB 4
	7.5	BN 132MA 4	BE 132MA 4	BX 132MA 4		M 4LA 4	ME 4LA 4	MX 4LA 4
		BN 132MB 4	BE 132MB 4	BX 160MA 4		M 4LB 4	ME 4LB 4	MX 5SA 4
	11	BN 160MR 4						
		BN 160M 4	BE 160M 4	BX 160MB 4		M 4LC 4	ME 5SA 4	MX 5SB 4
	15	BN 160L 4	BE 160L 4	BX 160L 4		M 5SB 4	ME 5LA 4	MX 5LA 4
	18.5	BN 180M 4	BE 180M 4	BX 180M 4		M 5LA 4		
	22	BN 180L 4	BE 180L 4	BX 180L 4				
	30	BN 200L 4		BX 200LAK 4				
	37			BX 225SAK 4				
	45			BX 225SBK 4				
	55			BX 280SAK 4				
	75			BX 280SBK 4				
90			BX 315SAK 4					
110			BX 315SBK 4					
132			BX 315SCK 4					
160			BX 355SAK 4					
200			BX 355SBK 4					
250			BX 355SCK 4					
315			BX 355MBK 4					
355			BX 355MCK 4					

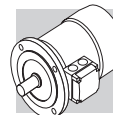
(F82)


6 poli							
Classe di efficienza	IE1	IE2	IE3	IE1	IE2	IE3	
Pn [kW]	0.06						
	0.09	BN 63A 6			M 05A 6		
	0.12	BN 63B 6			M 05B 6		
	0.18	BN 71A 6			M 1SC 6		
		BN 71B 6					
	0.25	BN 71C 6			M 1SD 6		
		BN 80A 6			M 1LA 6		
	0.37	BN 80A 6			M 2SA 6		
	0.55	BN 80B 6					
		BN 80C 6			M 2SB 6		
	0.75	BN 90S 6					
		BN 90L 6			M 3SA 6		
	1.1	BN 100LA 6			M 3LA 6		
	1.5	BN 100LB 6			M 3LB 6		
	1.85	BN 112M 6			M 3LC 6		
	2.2	BN 112M 6			M 4SA 6		
	3	BN 132S 6			M 4LA 6		
	3.7	BN 132MA 6			M 4LB 6		
	5.5	BN 132MB 6			M 5SA 6		
	7.5	BN 160M 6					
9.2							
11	BN 160L 6			M 5SB 6			
15	BN 180L 6						
18.5	BN 200LA 6						
22							
30							


M14 DATI TECNICI MOTORI BXN-MXN

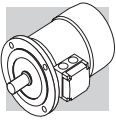
4 P		1500 min⁻¹ - S1											50 Hz - IE3											
P_n kW		n min ⁻¹	M_n Nm	I_n 400V A	η%		cos φ	I_s I _n	M_s M _n	M_s M _n	KVA code	J_m x 10 ⁻⁴ kgm ²	IM B5 	freno c.c.				freno c.a.						
					100%	75%								M_b Nm	Z_o 1/h	SB	IM B5 	Mod	M_b Nm	Z_o 1/h	J_m x 10 ⁻⁴ kgm ²	IM B5 		
					50%	50%																	FD	FA
0.12	BXN 63MA 4	1407	0.8	0.47	64.8	60.3	0.58	3.4	2.9	1.7	H	1.82	4.6	FD 02	1.8	8900	11000	2.4	6.3	FA 02	1.8	11000	2.4	6.1
0.18	BXN 63MB 4	1373	1.3	0.61	69.9	68.8	0.61	3.5	3.1	1.8	G	2.92	5.7	FD 02	3.5	7000	9000	3.5	7.4	FA 02	3.5	9000	3.5	7.2
0.25	BXN 71MA 4	1388	1.7	0.67	73.5	72.8	0.74	4.8	1.6	2.4	H	6.28	6.5	FD 53	5	5700	8100	7.4	9.2	FA 03	5	8100	7.4	8.9
0.37	BXN 71MB 4	1429	2.5	1.05	77.3	76.0	0.66	6.3	2.6	2.5	L	9.70	8.3	FD 53	5	6400	9900	10.8	11.0	FA 03	5	9900	10.8	10.7
0.55	BXN 80MA 4	1447	3.6	1.31	80.8	80.9	0.75	6.1	1.9	1.6	J	17.78	10.7	FD 04	10	2500	5200	19.8	14.6	FA 04	10	5200	19.8	14.5
0.75	BXN 80MB 4	1451	4.9	1.63	82.5	85.1	0.78	7.4	2.4	2.0	K	28.89	14.4	FD 04	15	2000	4100	30.8	18.3	FA 04	15	4100	30.8	18.2
1.1	BXN 90S 4	1448	7.3	2.38	84.1	85.9	0.78	7.3	2.4	3.4	J	31.76	15.6	FD 05	26	2800	6600	35.8	21.6	FA 05	26	6600	35.8	22.3
1.5	BXN 90L 4	1441	9.9	3.44	85.3	84.3	0.75	6.7	2.6	2.4	J	34.96	16.6	FD 05	26	1400	3100	39.1	22.6	FA 05	26	3100	39.1	23.3

Nota: per maggiori dettagli sulle certificazioni energetiche disponibili consulta la sezione dedicata del catalogo.



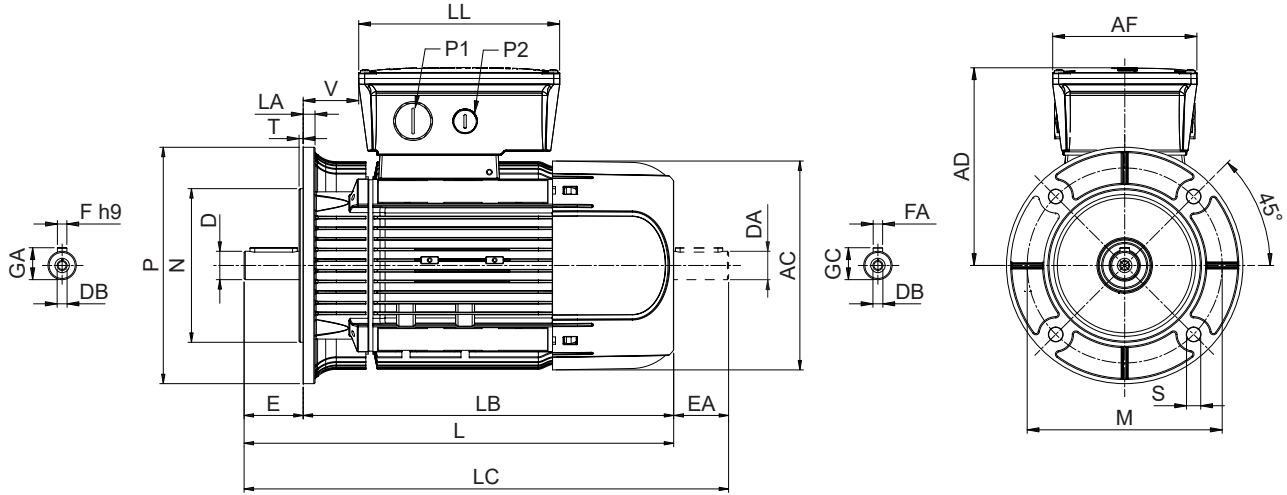
4 P		1500 min ⁻¹ - S1											50 Hz - IE3								
		freno c.c.											freno c.a.								
		FD											FA								
		Mod	M _b	Z ₀	J _m	IM B5	Mod	M _b	Z ₀	J _m	IM B5	Mod	M _b	Z ₀	J _m	IM B5					
P _n	n	M _n	In	η%	cos φ	I _s	M _s	M _a	KVA	J _m	IM B5	Mod	M _b	Z ₀	J _m	IM B5	Mod	M _b	Z ₀	J _m	IM B5
kW	min ⁻¹	Nm	A	100%	75%	50%				kgm ²	kg		Nm	1/h	kgm ²	kg		Nm	1/h	kgm ²	kg
0.12	1407	0.8	0.47	64.8	0.58	3.4	2.9	1.7	H	1.82	4.6	FD 02	1.8	8900	2.4	6.3	FA 02	1.8	11000	2.4	6.1
0.18	1373	1.3	0.61	69.9	0.61	3.5	3.1	1.8	G	2.92	5.7	FD 02	3.5	7000	3.5	7.4	FA 02	3.5	9000	3.5	7.2
0.25	1388	1.7	0.67	73.5	0.74	4.8	1.6	2.4	H	6.28	6.5	FD 53	5	5700	7.4	9.2	FA 03	5	8100	7.4	8.9
0.37	1429	2.5	1.05	77.3	0.66	6.3	2.6	2.5	L	9.70	8.3	FD 53	5	6400	10.8	11.0	FA 03	5	9900	10.8	10.7
0.55	1447	3.6	1.31	80.8	0.75	6.1	1.9	1.6	J	17.78	10.7	FD 04	10	2500	19.8	14.6	FA 04	10	5200	19.8	14.5
0.75	1451	4.9	1.63	82.5	0.78	7.4	2.4	2.0	K	28.89	14.4	FD 04	15	2000	30.8	18.3	FA 04	15	4100	30.8	18.2

Nota: per maggiori dettagli sulle certificazioni energetiche disponibili consulta la sezione dedicata del catalogo.



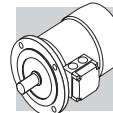
M15 DIMENSIONI MOTORI BXN-MXN

BXN - IM B5 - CE CUS/UKCA

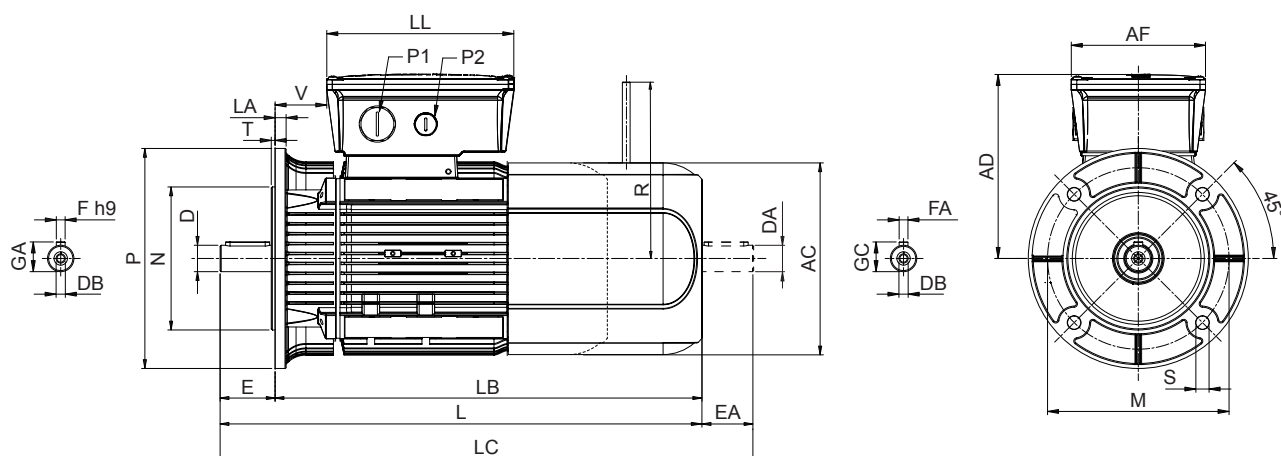


	Albero					Flangia						Motore								
	D DA	E EA	DB	GA GC	F FA	M	N	P	S	T	LA	AC	L	LB	LC	AD	AF	LL	V	
BXN 63	11 9 ⁽¹⁾	23 20 ⁽¹⁾	M4 M3 ⁽¹⁾	12.5 10.2 ⁽¹⁾	4 3 ⁽¹⁾	115	95	140	9.5	3	9	122	281	258	301	136	112	165	37	
BXN 71	14 11 ⁽¹⁾	30 23 ⁽¹⁾	M5 M4 ⁽¹⁾	16 12.5 ⁽¹⁾	5 4 ⁽¹⁾	130	110	160		138		292	262	315	138	34				
BXN 80	19 14 ⁽¹⁾	40 30 ⁽¹⁾	M6 M5 ⁽¹⁾	21.5 16 ⁽¹⁾	6 5 ⁽¹⁾	165	130	200	11.5	3.5	10	158	346	306	376	148				40
BXN 90	24 19 ⁽¹⁾	50 40 ⁽¹⁾	M8 M6 ⁽¹⁾	27 21.5 ⁽¹⁾	8 6 ⁽¹⁾							177	365	315	405	170				170

N.B.: 1) Queste dimensioni sono riferite alla seconda estremità d'albero (PS).

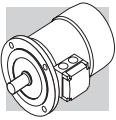


BXN - IM B5 - FD/FA - CE - CUS/UKCA

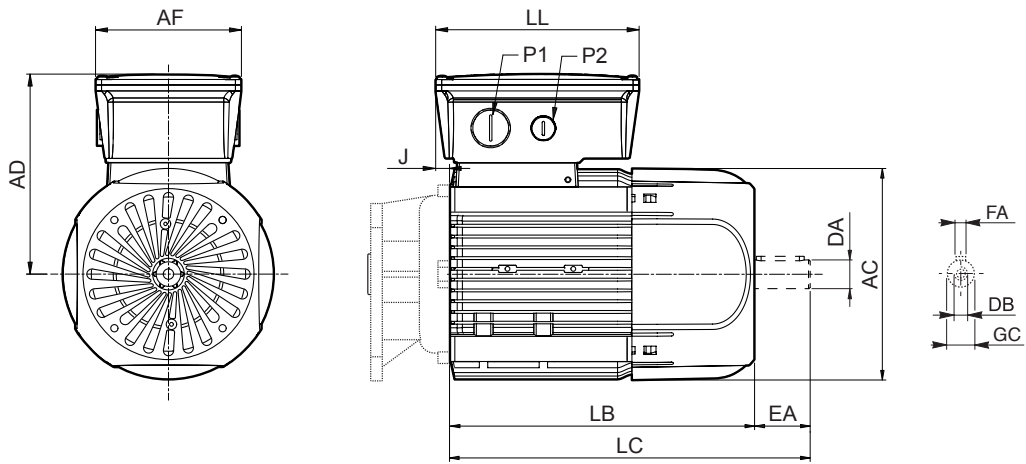


	Albero					Flangia						Motore									
	D	E	DB	GA	F	M	N	P	S	T	LA	AC	L	LB	LC	AD	AF	LL	V	R	
	DA	EA		GC	FA															FD	FA
BXN 63	11 9 ⁽¹⁾	23 20 ⁽¹⁾	M4 M3 ⁽¹⁾	12.5 10.2 ⁽¹⁾	4 3 ⁽¹⁾	115	95	140	9.5	3	9	122	328	305	352	136	112	165	37	96	116
BXN 71	14 11 ⁽¹⁾	30 23 ⁽¹⁾	M5 M4 ⁽¹⁾	16 12.5 ⁽¹⁾	5 4 ⁽¹⁾	130	110	160		9		138	351	321	380	138			34	103	121
BXN 80	19 14 ⁽¹⁾	40 30 ⁽¹⁾	M6 M5 ¹⁾	21.5 16 ⁽¹⁾	6 5 ⁽¹⁾	165	130	200	11.5	3.5	10	158	417	377	448	148			40	129	131
BXN 90	24 19 ⁽¹⁾	50 40 ⁽¹⁾	M8 M6 ⁽¹⁾	27 21.5 ⁽¹⁾	8 6 ⁽¹⁾							177	433	383	451	170			170	43	160

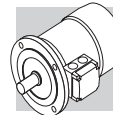
N.B.: 1) Queste dimensioni sono riferite alla seconda estremità d'albero (PS).



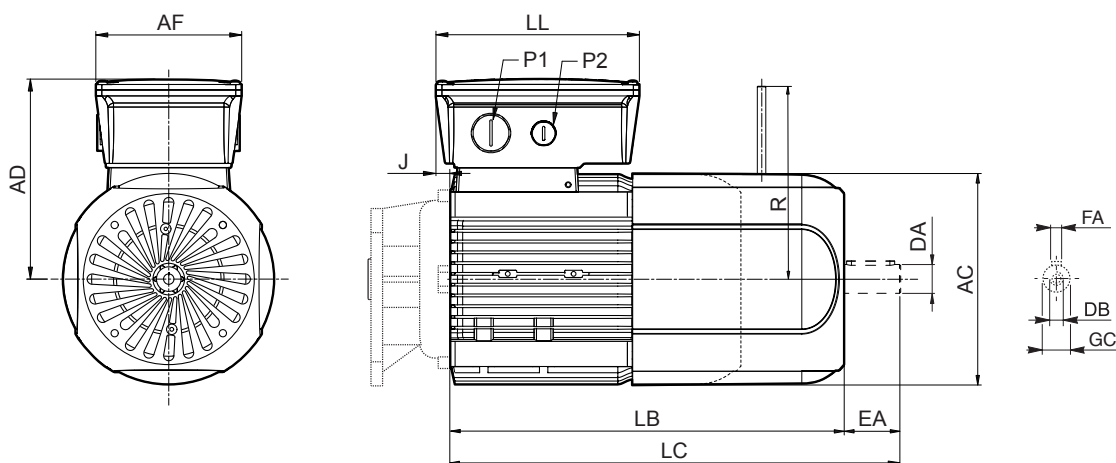
MXN



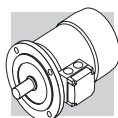
	Seconda estremità albero					Motore						
	DA	EA	DB	FA	GC	AC	LB	LC	AF	LL	J	AD
MXN 05	9	20	M3	3	10.2	123	211.5	231.5	112	165	9.5	136
MXN 10	11	23	M4	4	12.5	138	216	239	112	165	11.5	137
MXN 20	14	30	M5	5	16	158	255.5	285.5	112	165	10.5	146



MXN_FD/FA



	Seconda estremità albero					Motore								
	DA	EA	DB	FA	GC	AC	LB	LC	AF	LL	J	AD	R	
													FD	FA
MXN 05	9	20	M3	3	10.2	122	211.5	258.5	112	165	9.5	136	96	116
MXN 10	11	23	M4	4	12.5	138	216	275	112	165	11.5	138	103	121
MXN 20	14	30	M5	5	16	158	255.5	326.5	112	165	10.5	148	129	131




M16 DATI TECNICI MOTORI BX-MX

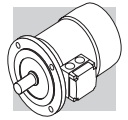
4 P		1500 min ⁻¹ - S1											50 Hz - IE3										
P _n kW		n min ⁻¹	M _n Nm	I _n 400V A	η%			cos φ	$\frac{I_s}{I_h}$	$\frac{M_s}{M_n}$	$\frac{M_a}{M_n}$	KVA code	J _m x 10 ⁻⁴ kgm ²	IM B5 	freno c.c.			freno c.a.					
					100%	75%	50%								FD			FA					
					M _b Nm	M _b Nm	M _b Nm								Mod	M _b Nm	Mod	M _b Nm	Mod				
0.75	BX 80B	4	1425	5.0	1.61	82.5	83.9	83.2	0.81	6.5	2.0	1.8	J	35	16	15	FD 04	15	FA 04	15	37	19.9	19.8
1.1	BX 90S	4	1425	7.4	2.44	84.1	84.1	82.0	0.77	6.9	3.4	2.2	J	27	16	15	FD 14	15	FA 14	15	29	20.2	20.1
1.5	BX 90LA	4	1420	10.1	3.3	85.3	86.2	84.9	0.78	6.3	3.1	1.9	J	31	17	26	FD 05	26	FA 05	26	35	23	23.7
2.2	BX 100LA	4	1445	14.5	5.1	86.7	86.2	84.0	0.72	7.2	3.6	2.4	K	58	24	40	FD 15	40	FA 15	40	62	31	31
3	BX 100LB	4	1445	19.8	6.7	87.7	87.7	86.0	0.74	7.6	3.9	2.6	K	73	29	40	FD 15	40	FA 15	40	77	36	36
4	BX 112M	4	1445	26	8.1	88.6	88.9	87.6	0.8	8.1	3.8	2.5	J	130	38	60	FD 06S	60	FA 06S	60	139	48	50
5.5	BX 132SB	4	1460	36	10.6	89.6	89.2	88.8	0.83	8.2	3.6	2.3	J	310	57	75	FD 56	75	FA 06	75	320	70	71
7.5	BX 132MA	4	1460	49	15.0	90.4	90.9	90.2	0.80	8.4	3.8	2.5	K	360	67	100	FD 06	100	FA 07	100	370	80	85
9.2	BX 160MA	4	1465	60	17.8	91.0	92.1	91.7	0.82	7.9	3.6	2.1	J	650	95	170	FD 08	170	FA 08	170	725	125	124
11	BX 160MB	4	1465	72	20.5	91.4	92.9	92.5	0.84	7.8	3.4	1.9	J	780	110	170	FD 08	170	FA 08	170	855	140	139
15	BX 160L	4	1465	98	28.1	92.1	93.2	92.6	0.82	9.0	4.1	2.3	K	890	121	200	FD 08	200	FA 08	200	965	151	150
18.5	BX 180M	4	1480	119	32.9	92.6	94.1	93.1	0.85	11.3	2.6	2.3	M	1560	155	300	FD 09	300	FA 09	300	1760	195	
22	BX 180L	4	1475	142	38.2	93.0	93.6	92.8	0.88	10.2	2.5	2.0	L	1660	163	300	FD 09	300	FA 09	300	1860	203	

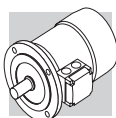


Nota: per maggiori dettagli sulle certificazioni energetiche disponibili, consultare la sezione dedicata del catalogo.

4 P		1500 min ⁻¹ - S1											50 Hz - IE3								
P _n kW	CE	n min ⁻¹	M _n Nm	I _n 400V A	η%			cos φ	I _s I _n	M _s M _n	M _a M _n	KVA code	J _m x 10 ⁻⁴ kgm ²	IM B5 Kg	freno c.c.			freno c.a.			
					100%	75%	50%								Mod	M _b Nm	J _m x 10 ⁻⁴ kgm ²	IM B5 Kg	Mod	M _b Nm	J _m x 10 ⁻⁴ kgm ²
30		1483	193.2	54.8	93.6	93.9	93.4	7.5	2.7	3.2	N/A	3850	292	FD20	260	3910	317	FD20	260	3910	317
37		1482	238.6	68.9	93.9	94.1	93.8	7.2	3.1	3.1	N/A	4270	322	FD25	400	4450	356	FD25	400	4450	356
45		1482	290	82.3	94.2	94.4	94	8	3.2	3.5	N/A	5250	357	FD25	400	5430	391	FD25	400	5430	391
55		1482	354.2	100	94.6	94.7	94	7.1	2.9	3.4	N/A	6940	406	FD30	1000	7540	452	FD30	1000	7540	452
75		1485	483	133	95	95.2	94.8	6.4	2.3	2.8	N/A	13800	645	FD30	1000	14400	691	FD30	1000	14400	691
90		1485	578	158	95.2	95.5	95.2	7.1	2.5	2.9	N/A	17300	700	FD30	1000	17900	746	FD30	1000	17900	746
110		1489	705	198	95.4	95.5	95	7	2.1	3	N/A	24300	930	FD30	1000	24900	976	FD30	1000	24900	976
132		1488	847	231	95.6	95.9	95.5	6.7	2.2	2.9	N/A	29000	1000	FD160	1600	30500	1121	FD160	1600	30500	1121
160		1488	1026	282	95.8	96	95.8	6.9	2.2	3	N/A	32000	1065	FD160	1600	33500	1186	FD160	1600	33500	1186
200		1487	1284	351	96	96.4	96.4	6.8	2.4	3	N/A	39000	1220	FD250	2500	41400	1390	FD250	2500	41400	1390
250		1491	1601	435	96	96	95.6	6.4	2.1	2.9	N/A	59000	1610	FD250	2500	61400	1780	FD250	2500	61400	1780
315		1491	2018	550	96	96.1	95.7	7.3	2.4	3.3	N/A	69000	1780	FD400	4000	73300	2000	FD400	4000	73300	2000
355		1490	2273	616	96	96.2	95.8	6.3	2.3	2.8	N/A	72000	1820	FD400	4000	76300	2040	FD400	4000	76300	2040

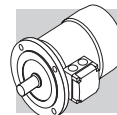
Nota: per maggiori dettagli sulle certificazioni energetiche disponibili, consultare la sezione dedicata del catalogo.









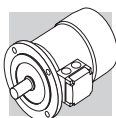
4 P		1500 min ⁻¹ - S1											50 Hz - IE3							
P _n kW	EECA	n min ⁻¹	M _n Nm	I _n 400V A	η%		cos φ	I _s I _n	M _s M _n	M _a M _n	KVA code	J _m x 10 ⁻⁴ kgm ²	IM B5 Kg	freno c.c.			freno c.a.			
					100%	75%								50%	FD			FA		
					M _b Nm	J _m x 10 ⁻⁴ kgm ²								IM B5 Kg	Mod	M _b Nm	J _m x 10 ⁻⁴ kgm ²	IM B5 Kg	Mod	M _b Nm
30		BX 200LAK 4	193	55.7	94.7	95.1	0.82	8.3	3	3.3	N/A	3660	319	FD 8	400	3940	337			
37		BX 225SAK 4	238	65.9	95.1	95.5	0.85	7.7	2.8	3.1	N/A	5360	398	FD 9	600	5720	426			
45		BX 225SBK 4	290	80.4	95.2	95.6	0.85	7.9	2.8	3.2	N/A	5360	398	FD 9	600	5720	426			
55		BX 250MAK 4	354	98.9	95.6	95.8	0.84	7.9	3	3.3	N/A	9330	476	FD 10	800	10080	521			
75		BX 280SAK 4	482	134	95.9	96.2	0.84	7.3	2.5	2.8	N/A	15000	665	FD 1000	1000	15360	771			
90		BX 280SBK 4	578	161	96.2	96.4	0.84	7.9	2.9	3	N/A	18500	725	FD 1000	1000	18860	831			
110		BX 315SAK 4	704	194	96.8	97	0.84	8.3	2.4	3.1	N/A	29000	1000	FD 1000	1000	29360	1106			
132		BX 315SBK 4	846	234	96.9	97.1	0.84	8.1	2.6	3.2	N/A	32000	1065	FD 1600	1600	32500	1233			
160		BX 315SCK 4	1025	279	96.7	96.9	0.86	8.2	2.7	3	N/A	39000	1220	FD 1600	1600	39500	1388			
200		BX 355SAK 4	1281	345	96.6	96.7	0.87	7.3	2.1	2.7	N/A	59000	1610	FD 2500	2500	59500	1778			
250		BX 355MAK 4	1601	435	96	96	0.86	6.4	2.1	2.9	N/A	69000	1780	FD 2500	2500	69500	1948			
315		BX 355MBK 4	2017	550	96	96.1	0.85	7.3	2.4	3.3	N/A	72000	1820	FD 2500	2500	72500	1988			
355		BX 355MCK 4	2275	616	96	96.2	0.86	6.3	2.3	2.8	N/A	84000	2140	FD 2500	2500	84500	2308			

Nota: per maggiori dettagli sulle certificazioni energetiche disponibili, consultare la sezione dedicata del catalogo.



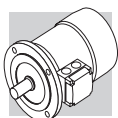
4 P		1800 min ⁻¹ - S1												60 Hz - Nema Premium								
P _n kW	ENERGY EU US	 <small>REGOLAMENTO EUROPEO DI EFFICIENZA ENERGETICA PER MOTORI FUORI SCELTA</small> <small>PROCEL</small> <small>INMETRO</small> <small>NERE - 17094-1</small>	n min ⁻¹	M _n Nm	I _n 460V A	η%		cos φ	I _s I _n	M _s M _n	M _a M _n	KVA code	J _m x 10 ⁻⁴ kgm ²	IM B5 	freno c.c.							
						100%	75%								FD				FA			
						Mod	M _b Nm								J _m x 10 ⁻⁴ kgm ²	IM B5 	Mod	M _b Nm	J _m x 10 ⁻⁴ kgm ²	IM B5 		
0.75			1755	4.1	1.48	85.5	86.4	83.9	8.0	3.7	2.5	L	27	16	FD 14	15	29	20.2	FA 14	15	29	20.1
1.1			1740	6.0	2.15	86.5	85.9	83.0	8.2	4.1	2.8	K	27	16	FD 14	15	29	20.2	FA 14	15	29	20.1
1.5			1735	8.3	2.91	86.5	86.5	84.4	7.4	3.6	2.5	K	31	17	FD 05	26	35	23	FA 05	26	35	23.7
2.2			1760	11.9	4.4	89.5	88.6	86.2	9.9	4.8	3.6	N	73	29	FD 15	40	77	36	FA 15	40	77	36
3			1750	16.4	5.9	89.5	88.9	86.7	9.1	4.4	3.3	M	73	29	FD 15	40	77	36	FA 15	40	77	36
3.7			1760	20	6.7	89.5	89.5	89.1	10.4	4.7	3.4	M	130	38	FD 06S	60	139	48	FA 06S	60	139	50
5.5			1770	30	9.9	91.7	92.0	90.2	10.7	5.1	4.6	N	410	77	FD 56	75	420	90	FA 06	75	420	91
7.5			1770	41	13.4	91.7	91.3	89.7	11.0	4.9	4.4	N	410	77	FD 06	100	420	90	FA 07	100	420	95
9.2			1770	50	15.6	92.4	92.5	91.6	9.1	4.1	2.6	L	650	95	FD 08	170	725	125	FA 08	170	725	124
11			1770	59	18.2	92.4	92.9	92.0	9.3	4.0	2.4	L	780	110	FD 08	170	855	140	FA 08	170	855	139
15			1770	81	24.5	93.0	93.5	92.5	10.9	4.8	2.8	M	890	121	FD 08	200	965	151	FA 08	200	965	150
18.5			1780	99	28.6	93.6	94.5	93.2	13.0	2.9	2.7	N	1560	155	FD 09	300	1760	195				
22			1775	118	33.1	93.6	94.2	93.1	11.5	2.8	2.4	M	1660	163	FD 09	300	1860	203				





Nota: per maggiori dettagli sulle certificazioni energetiche disponibili, consultare la sezione dedicata del catalogo.

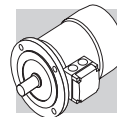


4 P		1800 min ⁻¹ - S1												60 Hz - Nema Premium							
		freno c.c.												freno c.a.							
		FD												FA							
P _n	kW	n	M _n	In	η%	cos φ	$\frac{I_s}{I_h}$	$\frac{M_s}{M_h}$	$\frac{M_a}{M_h}$	KVA code	J _m x 10 ⁻⁴	IM B5	Mod	M _b	J _m x 10 ⁻⁴	IM B5	Mod	M _b	J _m x 10 ⁻⁴	IM B5	
		min ⁻¹	Nm	A	100% 75% 50%						kgm ²	Kg		Nm	kgm ²	Kg		Nm	kgm ²	Kg	
30	BX 200LAK 4	1786	160	47.9	94.7 94.8 94.1	0.83	9.4	3.3	3.7	N/A	3660	319	FD 8	400	3940	337					
37	BX 225SAK 4	1784	198	57.3	95.3 95.5 94.9	0.85	8.8	2.9	3.4	N/A	5360	398	FD 9	600	5720	426					
45	BX 225SBK 4	1785	240	70.5	95.3 95.4 94.8	0.84	8.9	3	3.6	N/A	5360	398	FD 9	600	5720	426					
55	BX 250MAK 4	1787	293	85.8	95.7 95.8 95.2	0.84	9.1	3.3	3.7	N/A	9330	476	FD 10	800	10080	521					
75	BX 280SAK 4	1788	401	117	95.9 95.7 94.7	0.84	8.4	2.7	3.1	N/A	15000	665	FD 1000	1000	15360	771					
90	BX 280SBK 4	1788	481	140	96.1 95.9 95	0.84	9	3.1	3.3	N/A	18500	725	FD 1000	1000	18860	831					
110	BX 315SAK 4	1792	586	172	96.1 96 95.3	0.84	8.8	2.6	3.4	N/A	29000	1000	FD 1000	1000	29360	1106					
132	BX 315SBK 4	1791	704	206	96.4 96.3 95.6	0.84	9	2.8	3.6	N/A	32000	1065	FD 1600	1600	32500	1233					
160	BX 315SCK 4	1791	853	241	96.4 96.4 95.9	0.86	9	2.9	3.3	N/A	39000	1220	FD 1600	1600	39500	1388					
200	BX 355SAK 4	1792	1065	301	96.4 96.2 95.4	0.87	8.3	2.2	3	N/A	59000	1610	FD 2500	2500	59500	1778					
250	BX 355MAK 4	1792	1332	381	96.7 96.6 96	0.86	8.8	2.7	3.2	N/A	69000	1780	FD 2500	2500	69500	1948					
315	BX 355MBK 4	1791	1679	479	96.7 96.6 96.1	0.85	8.5	3.1	3.2	N/A	72000	1820	FD 2500	2500	72500	1988					
355	BX 355MCK 4	1792	1893	541	96.7 96.5 96.9	0.86	7.2	2.4	3.1	N/A	84000	2140	FD 2500	2500	84500	2308					

Nota: per maggiori dettagli sulle certificazioni energetiche disponibili, consultare la sezione dedicata del catalogo.

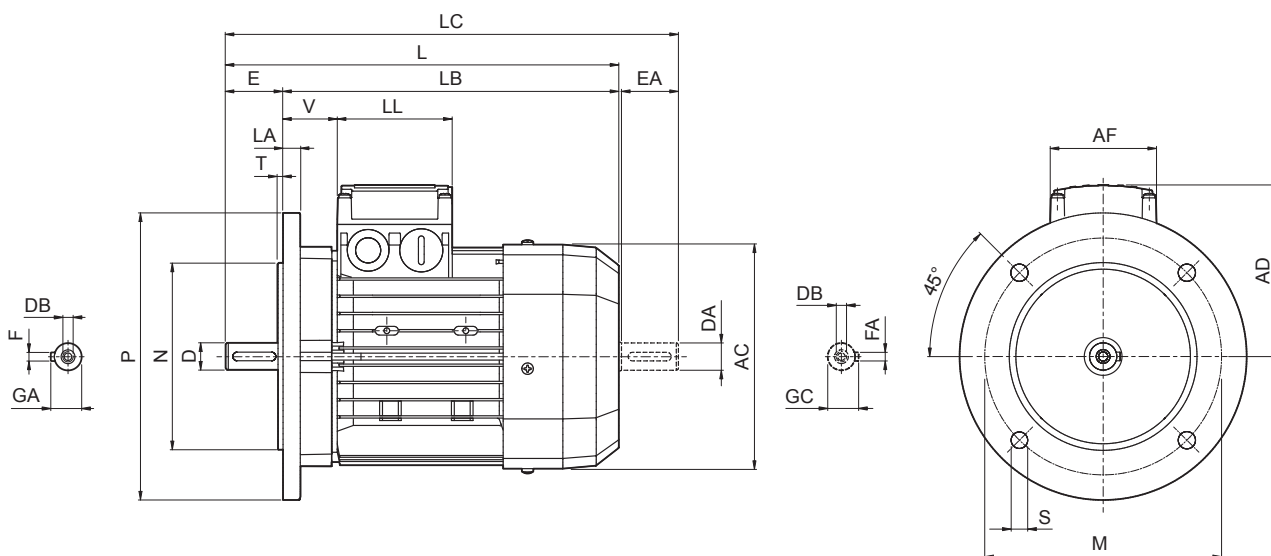


4 P	1800 min ⁻¹ - S1																60 Hz - IE3					
	freno c.c.																freno c.a.					
	P _n kW		n min ⁻¹	M _n Nm	I _n 460V A	η%			cos φ	I _s I _n	M _s M _n	M _a M _n	KVA code	J _m x 10 ⁻⁴ kgm ²	IM B5 	FD			FA			
100%						75%	50%	Mod								M _b Nm	J _m x 10 ⁻⁴ kgm ²	IM B5 	Mod	M _b Nm	J _m x 10 ⁻⁴ kgm ²	IM B5 
0.75	MX 2SB	4	1755	4.1	1.48	85.5	86.4	83.9	0.73	3.7	2.5	L	27	16	FD 14	15	29	20.2	FA 14	15	29	20.1
1.1	MX 3SA	4	1755	6.0	2.19	86.5	86.0	83.0	0.73	3.3	2.5	L	35	17	FD 15	15	26	24	FA 15	15	26	24
1.5	MX 3SB	4	1755	8.2	2.96	86.5	87.2	85.0	0.72	3.7	2.9	L	43	20	FD 15	26	47	27	FA 15	26	47	27
2.2	MX 3LA	4	1760	11.9	4.4	89.5	88.6	86.2	0.71	4.8	3.6	N	73	29	FD 15	40	77	36	FA 15	40	77	36
3	MX 3LB	4	1750	16.4	5.9	89.5	88.9	86.7	0.71	4.4	3.3	M	73	29	FD 15	40	77	36	FA 15	40	77	36
3.7	MX 4SA	4	1770	20.0	6.6	89.5	89.8	87.7	0.78	4.7	3.4	M	225	45	FD 56	75	235	58	FA 06	75	235	59
5.5	MX 4SB	4	1770	30	9.9	91.7	92.0	90.2	0.76	5.1	4.6	N	410	77	FD 56	75	420	90	FA 06	75	420	91
7.5	MX 4LA	4	1770	41	13.4	91.7	91.3	89.7	0.76	4.9	4.4	N	410	77	FD 06	100	420	90	FA 07	100	420	95
9.2	MX 5SA	4	1770	50	15.6	92.4	92.5	91.6	0.8	4.1	2.6	L	650	95	FD 08	170	725	125	FA 08	170	725	124
11	MX 5SB	4	1770	59	18.2	92.4	92.9	92.0	0.82	4.0	2.4	L	780	110	FD 08	170	855	140	FA 08	170	855	139
15	MX 5LA	4	1770	81	24.5	93.0	93.5	92.5	0.81	4.8	2.8	M	890	121	FD 08	200	965	151	FA 08	200	965	150



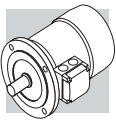
M17 DIMENSIONI MOTORI BX-MX

BX - IM B5 - CE/CCC



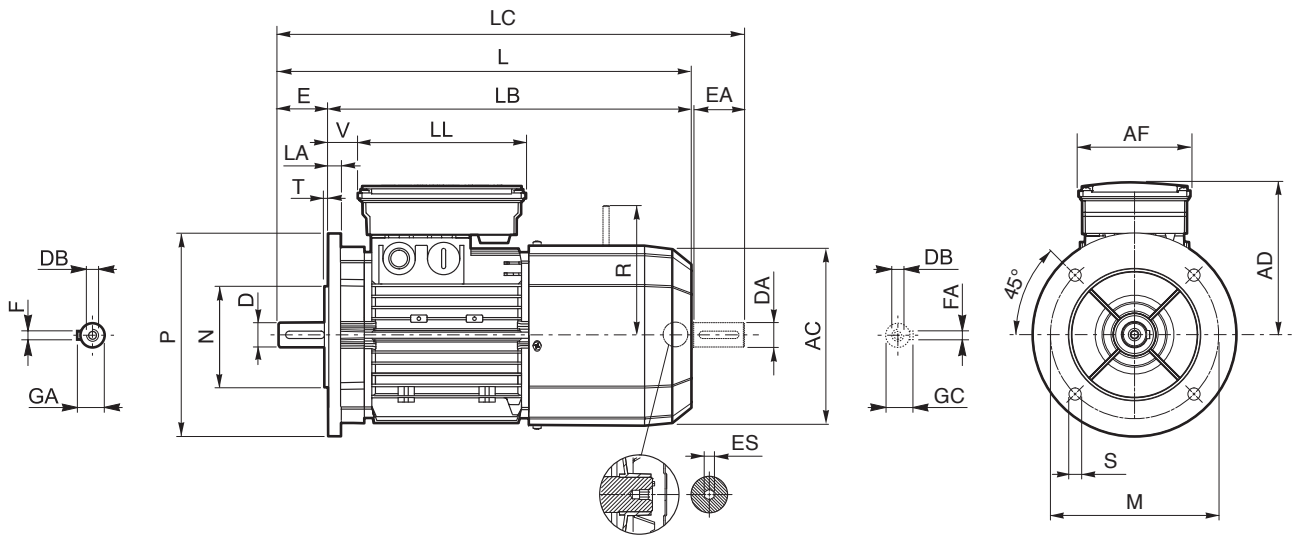
	Albero					Flangia						Motore															
	D DA	E EA	DB	GA GC	F FA	M	N	P	S	T	LA	AC	L	LB	LC	AD	AF	LL	V								
BX 80 B	19 14 ⁽¹⁾	40 30 ⁽¹⁾	M6	21.5 16 ⁽¹⁾	6 5 ⁽¹⁾	165	130	200	11.5	3.5	11.5	156	320	280	351	119	74	80	38								
BX 90 S	24 19 ⁽¹⁾	50 40 ⁽¹⁾	M8 M6 ⁽¹⁾	27 21.5 ⁽¹⁾	8 6 ⁽¹⁾							176	326	276	368	133	98	98	44								
BX 90 LA																											
BX 100 LA	28 24 ⁽¹⁾	60 50 ⁽¹⁾	M10 M8 ⁽¹⁾	31 27 ⁽¹⁾	8 8 ⁽¹⁾	215	180	250	14	4	14	195	410	350	462	142	50										
BX 100 LB												15	219	430	370	482		157									
BX 112 M																											
BX 132 SB	38 28 ⁽¹⁾	80 60 ⁽¹⁾	M12 M10 ⁽¹⁾	41 31 ⁽¹⁾	10 8 ⁽¹⁾	265	230	300	14	4	20	258	493	413	556	193	118	118	58								
BX 132 MA												528	448	591													
BX 160 MA	42 38 ⁽¹⁾	110 80 ⁽¹⁾	M16 M12 ⁽¹⁾	45 41 ⁽¹⁾	12 10 ⁽¹⁾	300	250	350	18.5	15	310	596	486	680	245	187	187	51									
BX 160 MB												640	530	724													
BX 160 L																											
BX 180 M	48 42 ⁽¹⁾	110 110 ⁽¹⁾	M16 M16 ⁽¹⁾	51.5 45 ⁽¹⁾	14 12 ⁽¹⁾	350	300	400	5	18	348	708	598	823	261	52											
BX 180 L																											
BX 200LA	55 45 ⁽¹⁾	140 110 ⁽¹⁾	M20 M20 ⁽¹⁾	59 48.5 ⁽¹⁾	16 14 ⁽¹⁾	500	450	550	18	23	567	423	821	711	934	328	434	306	43								
BX 225SA	60 55 ⁽¹⁾			64 59 ⁽¹⁾	18 16 ⁽¹⁾							400	350	450	19	20				465	879	739	1001	348	300	311	48
BX 225SB																											
BX 250MA	65 55 ⁽¹⁾	170 140 ⁽¹⁾	M20 M20 ⁽¹⁾	69 59 ⁽¹⁾	79.5 69 ⁽¹⁾	20 18 ⁽¹⁾	500	450	550	18	23	567	1088	948	1238	482	434	306	43								
BX 280SA	75 65 ⁽¹⁾			80 75 ⁽¹⁾									85 79.5 ⁽¹⁾	22 20 ⁽¹⁾	600	550				660	645	1204	1034	1352	537	473	347
BX 280SB																											
BX 315SA	90 75 ⁽¹⁾	170 140 ⁽¹⁾	M20 M20 ⁽¹⁾	95 79.5 ⁽¹⁾	25 20 ⁽¹⁾	740	680	800	23	6	25	740	1315	1145	1463	603	694	413	50								
BX 315MA																											
BX 355MA	100 75 ⁽¹⁾	210 170 ⁽¹⁾	M24 M20 ⁽¹⁾	106 79.5 ⁽¹⁾	28 20 ⁽¹⁾	740	680	800	23	6	25	740	1479	1269	1659	603	694	413	50								
BX 355MB																											
BX 355MC																											

N.B.: 1) Queste dimensioni sono riferite alla seconda estremità d'albero (PS).



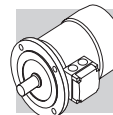
BX - IM B5 - FD/FA - CE/CCC

BX-MX



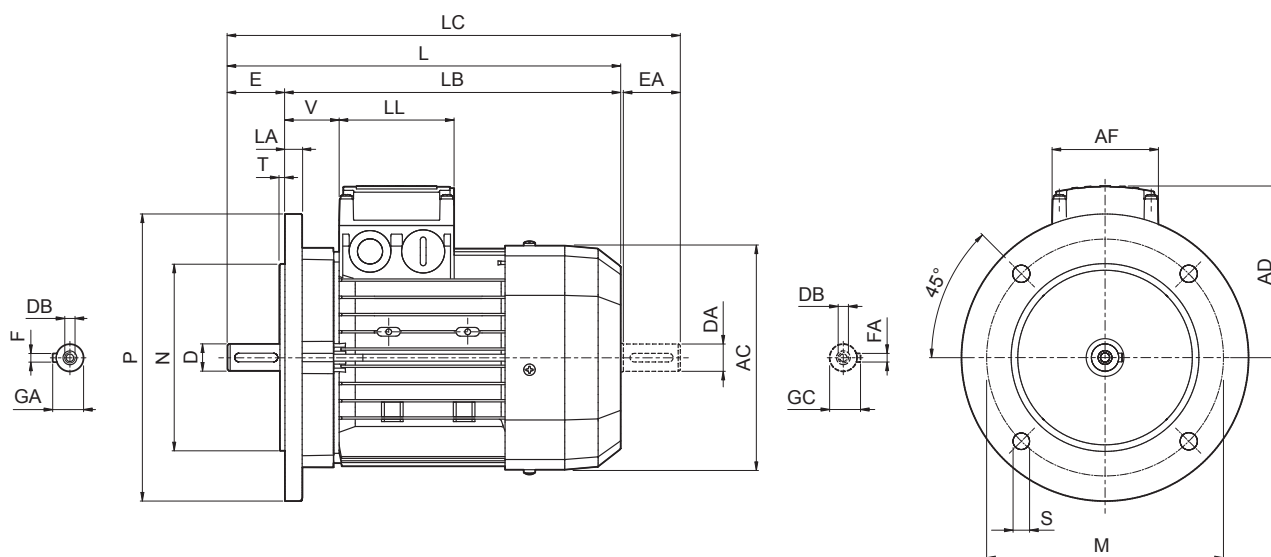
	Albero					Flangia						Motore											
	D DA	E EA	DB	GA GC	F FA	M	N	P	S	T	LA	AC	L	LB	LC	AD	AF	LL	V	R		ES ⁽²⁾	
																				FD	FA		
BX 80 B	19 14 ⁽¹⁾	40 30 ⁽¹⁾	M6 M5 ⁽¹⁾	21.5 16 ⁽¹⁾	6 5 ⁽¹⁾								156	392	352	423	143	98	133	25	129	134	5
BX 90 S	24 19 ⁽¹⁾	50 40 ⁽¹⁾	M8 M6 ⁽¹⁾	27 21.5 ⁽¹⁾	8 6 ⁽¹⁾	165	130	200	11.5	3.5	11.5		176	410	360	452	146			32			
BX 90 LA																							
BX 100 LA																							
BX 100 LB	28 24 ⁽¹⁾	60 50 ⁽¹⁾	M10 M8 ⁽¹⁾	31 27 ⁽¹⁾	8 8 ⁽¹⁾	215	180	250			14	195	502	442	554	155		110	165	37	160	160	6
BX 112 M									14	4	15	219	527	467	579	170				39	199	198	
BX 132 SB	38 28 ⁽¹⁾	80 60 ⁽¹⁾	M12 M10 ⁽¹⁾	41 31 ⁽¹⁾	10 8 ⁽¹⁾	265	230	300			16	258	603 627	523 547	667 690		210	140	188	46	204	200 226	
BX 132 MA																							
BX 160 MA													736	626	820								
BX 160 MB	42 38 ⁽¹⁾	110 80 ⁽¹⁾	M16 M12 ⁽¹⁾	45 41 ⁽¹⁾	12 10 ⁽¹⁾						15	310				245				51	266	247	
BX 160 L						300	250	350	18.5	5			780	670	864			187	187				
BX 180 M	48 42 ⁽¹⁾		M16 M16 ⁽¹⁾	51.5 45 ⁽¹⁾	14 12 ⁽¹⁾						18	348	866	756	981	261				52	305		
BX 180 L		110 110 ⁽¹⁾																					
BX 200LA	55 45 ⁽¹⁾			59 48.5 ⁽¹⁾	16 14 ⁽¹⁾	350	300	400					423	982	872	1095	328			55	275		
BX 225SA	60 55 ⁽¹⁾			64 59 ⁽¹⁾	18 16 ⁽¹⁾	400	350	450	19		20	465	1058	918	1180	348	300	311		48	308		
BX 225SB		140 110 ⁽¹⁾																					
BX 250MA	65 55 ⁽¹⁾			69 59 ⁽¹⁾							24	514	1099	959	1225	376					313		
BX 280SA	75 65 ⁽¹⁾	140 140 ⁽¹⁾	M20 M20 ⁽¹⁾	79.5 69 ⁽¹⁾	20 18 ⁽¹⁾	500	450	550	18		23	567	1340	1200	1490	482	434	306	43				
BX 280SB																							
BX 315SA				85 79.5 ⁽¹⁾	22 20 ⁽¹⁾								1452	1282	1600								
BX 315SB	80 75 ⁽¹⁾	170 140 ⁽¹⁾				600	550	660				645	1497	1327	1645	537	473	347	42			500	
BX 315SC													1607	1437	1755								
BX 315MA	90 75 ⁽¹⁾			95 79.5 ⁽¹⁾	25 20 ⁽¹⁾				23	6	25		1790	1580	1970								
BX 355MA			M24 M20 ⁽¹⁾	106 79.5 ⁽¹⁾	28 20 ⁽¹⁾	740	680	800				740	1825	1615	2005	603	694	413	50				
BX 355MB	100 75 ⁽¹⁾	210 170 ⁽¹⁾																					
BX 355MC																							

N.B.: 1) Queste dimensioni sono riferite alla seconda estremità d'albero (PS). 2) L'esagono ES non è presente con l'opzione PS.



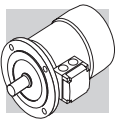
BX-MX

BX - IM B5 - CUS/NBR/EECA



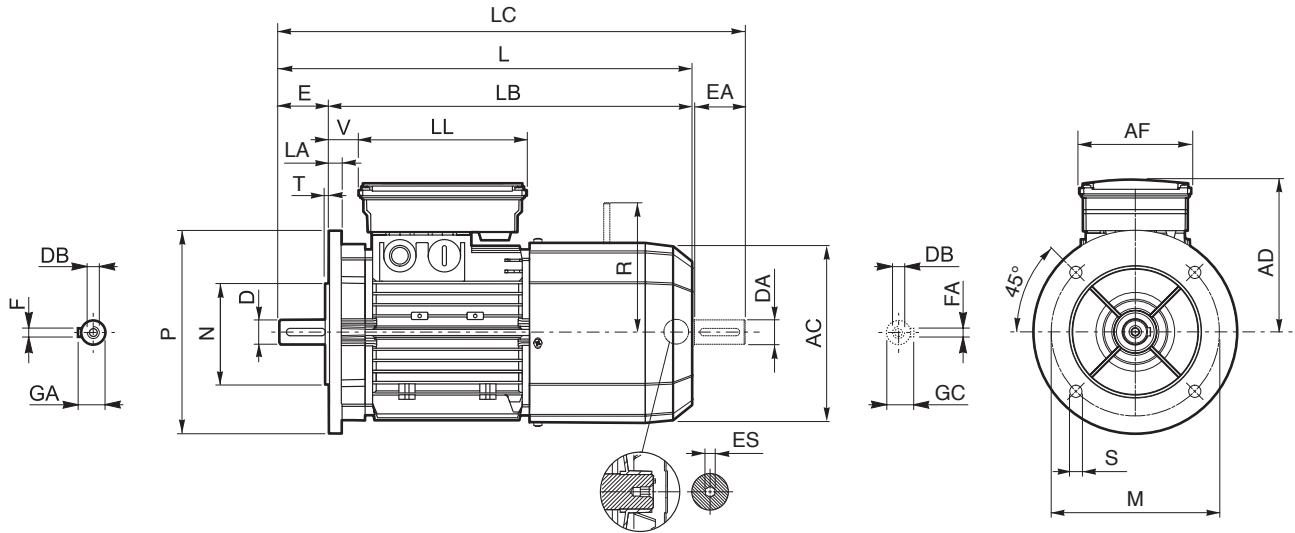
	Albero					Flangia						Motore							
	D DA	E EA	DB	GA GC	F FA	M	N	P	S	T	LA	AC	L	LB	LC	AD	AF	LL	V
BX 90 SR	19 19 ⁽¹⁾	40 40 ⁽¹⁾	M6 M6 ⁽¹⁾	21.5 21.5 ⁽¹⁾	6 6 ⁽¹⁾	165	130	200	11.5	3.5	11.5	176	316	276	358	133	98	98	44
BX 90 S	24 19 ⁽¹⁾	50 40 ⁽¹⁾	M8 M6 ⁽¹⁾	27 21.5 ⁽¹⁾	8 6 ⁽¹⁾								326		368				
BX 90 LA																			
BX 100 LA	28 24 ⁽¹⁾	60 50 ⁽¹⁾	M10 M8 ⁽¹⁾	31 27 ⁽¹⁾	8 8 ⁽¹⁾	215	180	250	14	4	14	195	410	350	462	142	187	187	50
BX 100 LB													430	370	482	157			52
BX 112 M													15	219	430	370			482
BX 132 SB	38 28 ⁽¹⁾	80 60 ⁽¹⁾	M12 M10 ⁽¹⁾	41 31 ⁽¹⁾	10 8 ⁽¹⁾	265	230	300	20	258	552	472	615	193	118	118	58		
BX 132 MA																			
BX 160 MA	42 38 ⁽¹⁾	110 80 ⁽¹⁾	M16 M12 ⁽¹⁾	45 41 ⁽¹⁾	12 10 ⁽¹⁾	300	250	350	18.5	5	15	310	596	486	680	245	187	187	51
BX 160 MB													640	530	724				52
BX 160 L																			
BX 180 M	48 42 ⁽¹⁾	110 110 ⁽¹⁾	M16 M16 ⁽¹⁾	51.5 45 ⁽¹⁾	14 12 ⁽¹⁾	350	300	400	19	5	20	423	821	711	934	328	300	311	55
BX 180 L																			
BX 200LAK	55 45 ⁽¹⁾	110 110 ⁽¹⁾	M20 M20 ⁽¹⁾	59 48.5 ⁽¹⁾	16 14 ⁽¹⁾	350	300	400	19	5	20	423	821	711	934	328	300	311	55
BX 225SAK	60 55 ⁽¹⁾	140 110 ⁽¹⁾	M20 M20 ⁽¹⁾	64 59 ⁽¹⁾	18 16 ⁽¹⁾	400	350	450	19	5	20	465	879	739	1001	348	300	311	48
BX 225SBK																			
BX 250MAK	65 55 ⁽¹⁾	140 110 ⁽¹⁾	M20 M20 ⁽¹⁾	69 59 ⁽¹⁾	18 16 ⁽¹⁾	500	450	550	19	5	24	514	884	744	1010	376	300	311	
BX 280SAK	75 65 ⁽¹⁾	140 140 ⁽¹⁾	M20 M20 ⁽¹⁾	79.5 69 ⁽¹⁾	20 18 ⁽¹⁾	500	450	550	18	5	23	567	1088	948	1238	482	434	306	43
BX 280SBK																			
BX 315SAK	80 75 ⁽¹⁾	170 140 ⁽¹⁾	M20 M20 ⁽¹⁾	85 79.5 ⁽¹⁾	22 20 ⁽¹⁾	600	550	660	23	6	25	645	1204	1034	1352	537	473	347	42
BX 315SBK													1315	1145	1453				
BX 315SCK																			
BX 355SAK	100 75 ⁽¹⁾	210 170 ⁽¹⁾	M24 M20 ⁽¹⁾	106 79.5 ⁽¹⁾	28 20 ⁽¹⁾	740	680	800	23	6	25	740	1479	1269	1659	603	694	413	50
BX 355MAK													1584	1374	1764				
BX 355MBK																			
BX 355MCK																			

N.B.: 1) Queste dimensioni sono riferite alla seconda estremità d'albero (PS).



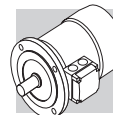
BX - IM B5 - FD/FA - CUS/NBR/EECA

BX-MX



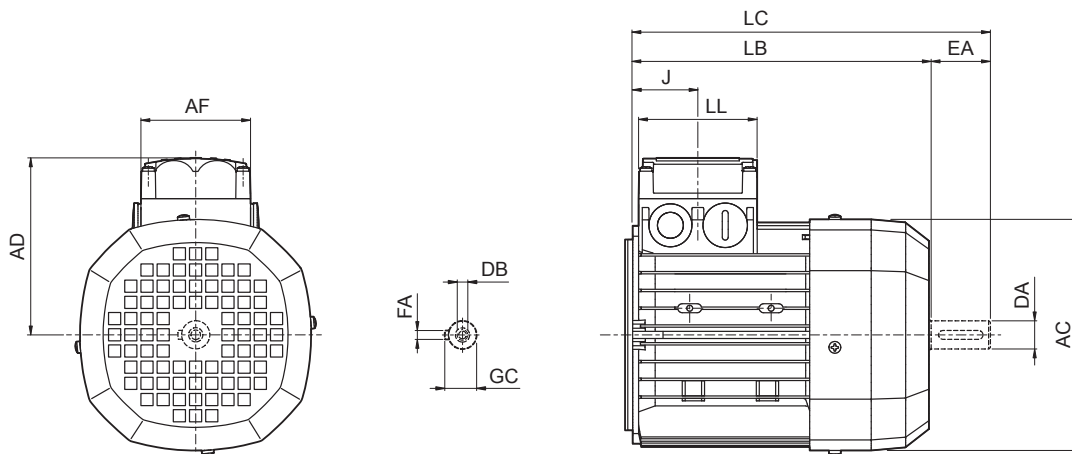
	Albero					Flangia					Motore												
	D	E	DB	GA	F	M	N	P	S	T	LA	AC	L	LB	LC	AD	AF	LL	V	R		ES	
	DA	EA	M	GC	FA															FD	FA	(2)	
BX 90 SR	19 19 ⁽¹⁾	40 40 ⁽¹⁾	M6 M6 ⁽¹⁾	21.5 21.5 ⁽¹⁾	6 6 ⁽¹⁾								400		442								
BX 90 S	24 19 ⁽¹⁾	50 40 ⁽¹⁾	M8 M6 ⁽¹⁾	27 21.5 ⁽¹⁾	8 6 ⁽¹⁾	165	130	200	11.5	3.5	11.5	176	410	360	452	146			32	129	134		
BX 90 LA																	110	165					
BX 100 LA																							
BX 100 LB	28 24 ⁽¹⁾	60 50 ⁽¹⁾	M10 M8 ⁽¹⁾	31 27 ⁽¹⁾	8 8 ⁽¹⁾	215	180	250			14	195	502	442	554	155			37	160	160	6	
BX 112 M									14	4	15	219	527	467	579	170			39	199	198		
BX 132 SB	38 28 ⁽¹⁾	80 60 ⁽¹⁾	M12 M10 ⁽¹⁾	41 31 ⁽¹⁾	10 8 ⁽¹⁾	265	230	300			16	258	661	581	724	210	140	188	46	204	200		
BX 132 MA																					226		
BX 160 MA													736	626	820								
BX 160 MB	42 38 ⁽¹⁾	110 80 ⁽¹⁾	M16 M12 ⁽¹⁾	45 41 ⁽¹⁾	12 10 ⁽¹⁾						15	310	780	670	864	245			51	266	247		
BX 160 L						300	250	350	18.5	5							187	187					
BX 180 M	48 42 ⁽¹⁾	110 110 ⁽¹⁾	M16 M16 ⁽¹⁾	51.5 45 ⁽¹⁾	14 12 ⁽¹⁾						18	348	866	756	981	261			52	305			
BX 180 L																							
BX 200LAK	55 45 ⁽¹⁾		M20 M16 ⁽¹⁾	59 48.5 ⁽¹⁾	16 14 ⁽¹⁾	350	300	400				417	967	857	1082	328			55	275			
BX 225SAK	60 55 ⁽¹⁾	140 110 ⁽¹⁾		64 59 ⁽¹⁾	18 16 ⁽¹⁾	400	350	450	19		20	460	1065	925	1180	348	300	311	48	308			
BX 225SBK																							
BX 250MAK	65 55 ⁽¹⁾			69 59 ⁽¹⁾							24	510	1070	930	1240	376				313			
BX 280SAK	75 65 ⁽¹⁾	140 140 ⁽¹⁾	M20 M20 ⁽¹⁾	79.5 69 ⁽¹⁾	20 18 ⁽¹⁾	500	450	550	18		23	564	1284	1144	1379	482	434	306	43				
BX 280SBK																							
BX 315SAK													1493	1323	1643								
BX 315SBK	80 75 ⁽¹⁾	170 140 ⁽¹⁾		85 79.5 ⁽¹⁾	22 20 ⁽¹⁾	600	550	660				639	1530	1360	1680	537	473	347	42			500	
BX 315SCK													1604	1434	1791								
BX 355SAK									23	6	25												
BX 355MAK	100 90 ⁽¹⁾	210 170 ⁽¹⁾	M24 M24 ⁽¹⁾	106 95 ⁽¹⁾	28 25 ⁽¹⁾	740	680	800				725	1722	1512	1902	603	694	413	50				
BX 355MBK																							
BX 355MCK													1827	1617	2082								

N.B.: 1) Queste dimensioni sono riferite alla seconda estremità d'albero (PS). 2) L'esagono ES non è presente con l'opzione PS.

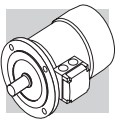


MX

BX-MX

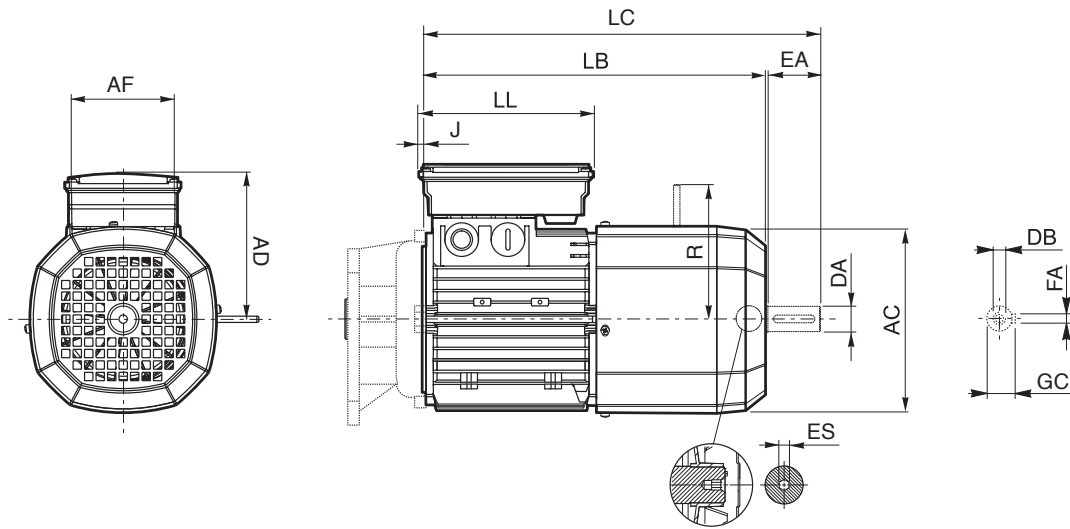


	Seconda estremità albero					Motore						
	DA	EA	DB	GC	FA	AC	LB	LC	AF	LL	J	AD
MX 2SB	14	30	M5	16	5	156	246	278	74	80	44	119
MX 3SA	24	50	M8	27	8	195	265	317	98	98	53.5	142
MX 3SB							305	357				
MX 3LA												
MX 3LB												
MX 4SA	28	60	M10	31		258	361	424	118	118	64.5	193
MX 4SB							396	459				
MX 4LA												
MX 5SA	38	80	M12	41	10	310	418	502	187	187	77	245
MX 5SB							462	546				
MX 5LA												



MX_FD/FA

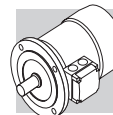
BX-MX



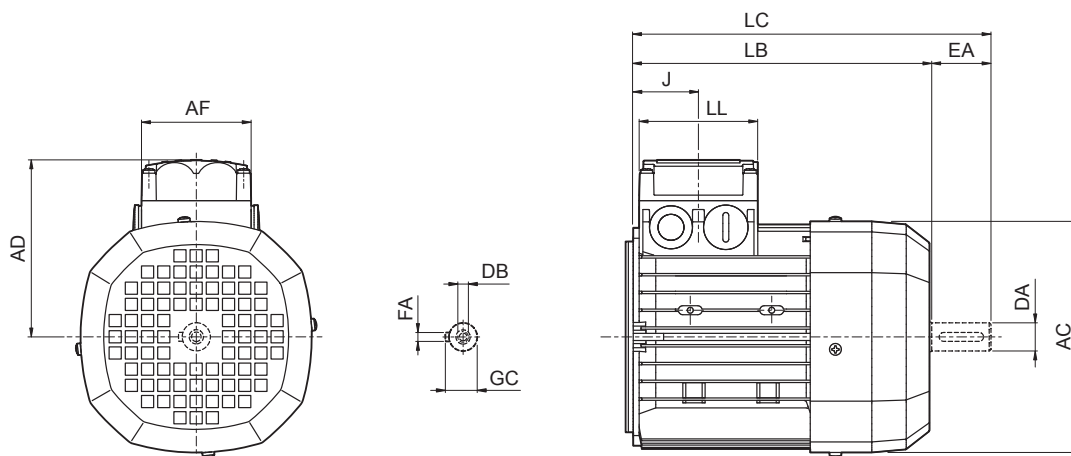
	Seconda estremità albero					Motore									
	DA	EA	DB	GC	FA	AC	LB	LC	AF	LL	J	AD	R FD FA		ES ⁽¹⁾
MX 2SB	14	30	M5	16	5	156	318	349	98	133	9	143	129	134	5
MX 3SA	24	50	M8	27	8	195	355	407	110	165	7	155	160	160	6
MX 3SB															
MX 3LA															
MX 3LB							397	450							
MX 4SA	28	60	M10	31		258	470	534	140	188		210	204	200	
MX 4SB															
MX 4LA							494	558						226	
MX 5SA	38	80	M12	41		10	310	558	644	187		187	17	245	
MX 5SB															
MX 5LA					602			686							

N.B.:

1) L'esagono ES non è presente con l'opzione PS.

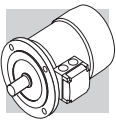


MX CUS



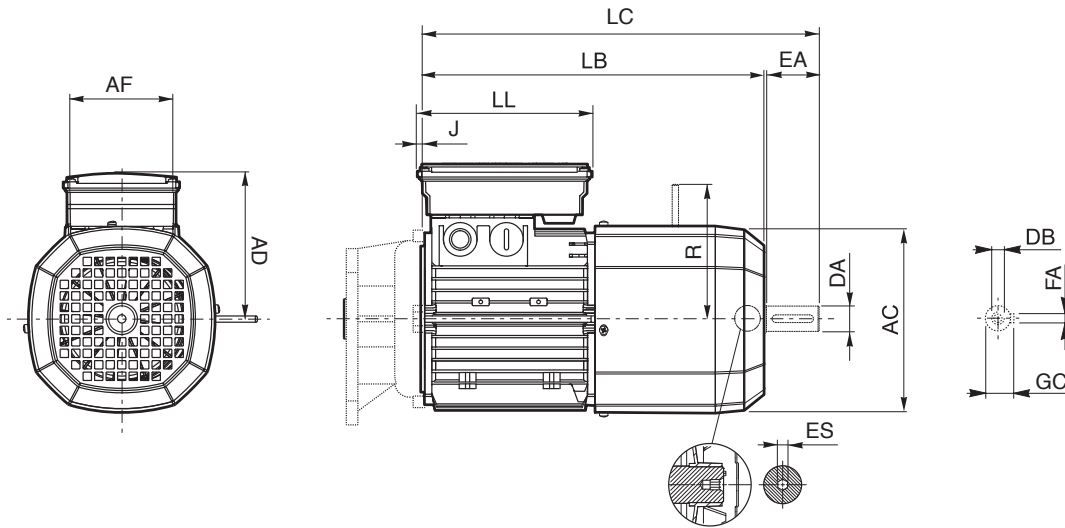
BX-MX

	Seconda estremità albero					Motore						
	DA	EA	DB	GC	FA	AC	LB	LC	AF	LL	J	AD
MX 2SB	14	30	M5	16	5	176	262	293	98	98	79	133
MX 3SA	24	50	M8	27	8	195	265	317				
MX 3SB							305	357				
MX 3LA												
MX 3LB												
MX 4SA	28	60	M10	31	8	258	361	424	118	118	64.5	193
MX 4SB							420	483				
MX 4LA												
MX 5SA	38	80	M12	41	10	310	418	502	187	187	77	245
MX 5SB							462	546				
MX 5LA												



MX_FD/FA_CUS

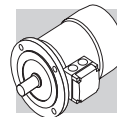
BX-MX



	Seconda estremità albero					Motore									
	DA	EA	DB	GC	FA	AC	LB	LC	AF	LL	J	AD	R FD FA		ES ⁽¹⁾
MX 2SB	14	30	M5	16	5	176	347	379			-17	146	129	134	6
MX 3SA	24	50	M8	27	8	195	355	407	110	165	7	155	160	160	
MX 3SB															
MX 3LA															
MX 3LB															
MX 4SA	28	60	M10	31	258	470	534	140	188	210	204	200			
MX 4SB												226			
MX 4LA															
MX 5SA	38	80	M12	41	10	310	558	644	187	187	17	245	266	247	—
MX 5SB															
MX 5LA															

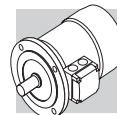
N.B.:

1) L'esagono ES non è presente con l'opzione PS.



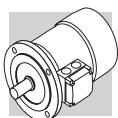
M18 DATI TECNICI MOTORI BE-ME





2 P		3000 min ⁻¹ - S1												50 Hz - IE2														
P _n kW	CE A068744	n min ⁻¹	M _n Nm	I _n 400V A	η%		cos φ	I _s I _n	M _s M _n	M _a M _n	J _m x 10 ⁻⁴ kgm ²	IM B5 Kg	freno c.c.						freno c.a.									
					100%	75%							Z ₀ 1/h		M _b Nm	Mod	IM B5 Kg	J _m x 10 ⁻⁴ kgm ²	Z ₀ 1/h	M _b Nm	Mod	IM B5 Kg	J _m x 10 ⁻⁴ kgm ²	Z ₀ 1/h	M _b Nm	Mod	IM B5 Kg	
					50%	NB							SB	FA														
0.75		2860	2.5	1.65	80	79.6	0.83	6.8	3.5	9	9.5	13.4	5	1700	3200	5	FA 04	13.4	9.4	3200	5	FA 04	13.4	9.4	3200	5	FA 04	13.3
1.1		2845	3.7	2.35	81.5	82.2	0.83	6.9	3.1	11.4	11.3	15.2	10	1500	3000	10	FA 04	15.2	10.6	3000	10	FA 04	15.2	10.6	3000	10	FA 04	15.1
1.5		2865	5	3.2	81.3	80.7	0.82	6.8	2.8	12.5	12.3	16.5	15	900	2200	15	FA 14	16.5	14.1	2200	15	FA 14	16.5	14.1	2200	15	FA 14	16.4
2.2		2870	7.3	4.7	83.2	83.1	0.82	6.9	2.9	16.7	14	20	26	900	2200	26	FA 05	20	21	2200	26	FA 05	20	21	2200	26	FA 05	20.7
3		2880	9.9	6.2	84.6	84.6	0.83	7.3	3.1	39	23	29	26	700	1600	26	FA 15	29	35	1600	26	FA 15	29	35	1600	26	FA 15	30
4		2920	13.1	8.2	85.8	85.5	0.82	7.9	3.1	57	28	39	40	—	950	40	FA 06S	39	66	950	40	FA 06S	39	66	950	40	FA 06S	40
5.5		2925	18	10.6	87	85	0.86	8.5	3.3	145	42	55	50	—	600	50	FA 06	55	112	600	50	FA 06	55	112	600	50	FA 06	56
7.5		2935	24	14.3	88.1	87.4	0.86	8.8	3.6	178	53	66	50	—	550	50	FA 06	66	154	550	50	FA 06	66	154	550	50	FA 06	67
9.2		2920	30	16.4	88.8	86.5	0.91	8.4	3.3	210	65	78	75	—	430	75	FA 56	78	189	430	75	FA 06	78	189	430	75	FA 06	79
11		2940	36	20	89.4	89.5	0.89	8.1	3	340	84	—	—	—	—	—	—	—	—	—	—	—	—	—	—	—	—	—
15		2950	49	27.2	90.5	90.5	0.88	8.5	3	420	97	—	—	—	—	—	—	—	—	—	—	—	—	—	—	—	—	—
18.5		2945	60	32	90.9	90.5	0.91	7.7	2.9	490	109	—	—	—	—	—	—	—	—	—	—	—	—	—	—	—	—	—



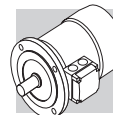
6 P		1000 min ⁻¹ - S1												50 Hz - IE2																
P _n kW		freno c.c.												freno c.a.																
		FD												FA																
		M _b	Z ₀	J _m	IM B5	Mod	M _b	Z ₀	J _m	IM B5	Mod	M _b	Z ₀	J _m	IM B5															
Nm	1/h	x 10 ⁻⁴ kgm ²			Nm	1/h	SB	kgm ²			Nm	1/h	kgm ²																	
		$\frac{M_s}{M_n}$	$\frac{I_s}{I_n}$	cos ψ	$\eta\%$	$\eta\%$	$\eta\%$	$\frac{M_a}{M_n}$	$\frac{J_m}{kgm^2}$	$\frac{IM B5}{Kg}$	$\frac{M_s}{M_n}$	$\frac{I_s}{I_n}$	cos ψ	$\eta\%$	$\eta\%$	$\eta\%$	$\frac{M_a}{M_n}$	$\frac{J_m}{kgm^2}$	$\frac{IM B5}{Kg}$											
		In	M _n	n	M _n	In	100%	75%	50%	50%	100%	75%	50%	100%	75%	50%	100%	75%	50%											
		400V	Nm	min ⁻¹	Nm	A	A	A	A	A	A	A	A	A	A	A	A	A	A											
0.75	BE 90S	6	935	7.7	2.06	2.06	75.9	75.9	73	0.69	5.1	3.1	0.69	75.9	75.9	73	2.9	33	15	FD 14	15	3400	6500	28	19.2	FA 14	15	6500	28	19.1
1.1	BE 100M	6 (*)	945	11.1	2.75	2.75	78.1	76.2	73	0.74	4.9	2.2	0.74	76.2	76.2	73	1.9	82	22	FD 15	26	2500	4800	58	30	FA 15	26	4800	58	31
1.5	BE 100LA	6	945	15.2	3.9	3.9	79.8	77.5	74	0.72	5.6	2.5	0.72	77.5	77.5	74	2.3	95	24	FD 15	40	1900	4100	86	30	FA 15	40	4100	86	31
2.2	BE 112M	6	950	22	5.2	5.2	81.8	81.8	79.3	0.74	5.2	2.6	0.74	81.8	81.8	79.3	2.3	168	32	FD 06S	60	—	2100	177	42	FA 06S	60	2100	177	44
3	BE 132S	6	955	30	6.6	6.6	83.3	83.3	82.4	0.79	6.1	2.1	0.79	83.3	83.3	82.4	1.9	295	44	FD 56	75	—	1400	226	57	FA 06	75	1400	226	58
4	BE 132MA	6	965	40	8.7	8.7	84.6	85	83.1	0.79	6.9	2.2	0.79	85	85	83.1	2	383	56	FD 06	100	—	1200	305	69	FA 07	100	1200	318	74
5.5	BE 160MA	6 (*)	965	54	11.6	11.6	87	87	86.4	0.79	6.6	2.5	0.79	87	87	86.4	2.3	740	83	FD 08	170	—	1000	700	112	FA 08	170	1000	700	113
7.5	BE 160MB	6 (*)	965	74	15	15	88	88	87.2	0.82	6.6	2.3	0.82	88	88	87.2	2.1	970	103	FD 08	170	—	900	815	132	FA 08	170	900	815	133





(*) Relazione potenza/grandezza non unificata

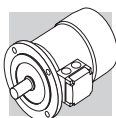





2 P		3000 min ⁻¹ - S1												50 Hz - IE2								
P _n kW		n min ⁻¹	M _n Nm	I _n 400V A	η%		cos φ	$\frac{I_s}{I_n}$	$\frac{M_s}{M_n}$	$\frac{M_a}{M_n}$	J _m x 10 ⁻⁴ kgm ²	IM B5 	freno c.c.						freno c.a.			
					100%	75%							FD			FA						
					M _b Nm	NB							Z ₀ 1/h	M _b Nm	Mod	J _m x 10 ⁻⁴ kgm ²	IM B5 	M _b Nm	Mod	Z ₀ 1/h	J _m x 10 ⁻⁴ kgm ²	IM B5 
0.75	BE 80A	2	2.5	1.65	80	79.6	0.83	6.8	3.8	3.5	9	9.5	5	FD 04	9.4	12.5	5	FA 04	3200	9.4	12.4	
1.1	BE 80B	2	3.7	2.35	81.5	82.2	0.83	6.9	3.8	3.1	11.4	11.3	10	FD 04	10.6	13.4	10	FA 04	3000	10.6	13.3	
1.5	BE 90SA	2	5	3.2	81.3	80.7	0.82	6.8	3.6	2.8	12.5	12.3	15	FD 14	14.1	16.5	15	FA 14	2200	14.1	16.4	
2.2	BE 90L	2	7.3	4.7	83.2	83.1	0.82	6.9	3.1	2.9	16.7	14	26	FD 05	21	20	26	FA 05	2200	21	20.7	
3.7	BE 112M	2	12.1	7.8	85.5	83	0.79	7.9	3.5	3.1	57	28	40	FD 06S	66	39	40	FA 06S	950	66	40	



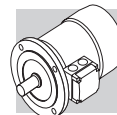


4 P		1500 min ⁻¹ - S1												50 Hz - IE2											
		freno c.c.												freno c.a.											
		FD												FA											
		P _n		n	M _n	In 400V	100%	75%	50%	cos φ	$\frac{I_s}{I_n}$	$\frac{M_s}{M_n}$	$\frac{M_a}{M_n}$	J _m x 10 ⁻⁴ kgm ²	IM B5 	Mod	M _b	Z ₀ 1/h	NB	SB	J _m x 10 ⁻⁴ kgm ²	IM B5 	Mod	M _b	Z ₀ 1/h
0.37	BE 71B	4	1385	2.55	1.05	72.7	69.3	64.2	0.75	4.0	2.3	2.2	6.9	5.9	FD 03	5	6000	9400	8	8.6	FA 03	5	9400	8	8.3
0.55	BE 80A	4	1430	3.7	1.38	77.1	73.4	68	0.77	6	2.2	1.9	15	9.9	FD 04	10	4100	8000	16.6	13.8	FA 04	10	8000	16.6	13.7
0.75	BE 80B	4	1430	5	1.76	79.6	78.5	75.1	0.78	6.1	3.2	3	28	12.2	FD 04	15	4100	7800	22	16.1	FA 04	15	7800	22	16
1.1	BE 90S	4	1430	7.4	2.53	81.4	82	79.5	0.76	6.3	2.9	2.8	28	13.6	FD 14	15	4800	8000	32	17.8	FA 14	15	8000	32	17.7
1.5	BE 90LA	4	1430	10	3.5	82.8	83	80	0.74	5.9	3.1	3	34	15.1	FD 05	26	3400	6000	34	21.1	FA 05	26	6000	34	21.8
2.2	BE 100LA	4	1430	14.7	4.9	84.3	85	84	0.76	5.8	3	2.8	54	22	FD 15	40	2600	4700	44	29	FA 15	40	4700	44	29
3.7	BE 112M	4	1445	27	8.2	86.3	87	84.3	0.76	6.5	2.8	2.8	105	32	FD 06S	60	—	1400	107	42	FA 06S	60	2100	107	44

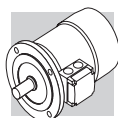


6 P		1000 min ⁻¹ - S1										50 Hz - IE2								
P _n kW		n min ⁻¹	M _n Nm	I _n 400V A	η%		cos φ	I _s I _n	M _s M _n	M _a M _n	J _m x 10 ⁻⁴ kgm ²	IM B5  Kg	freno c.c.				freno c.a.			
					100%	75%							FD		FA					
					100%	75%							M _b Nm	Z ₀ 1/h	NB	SB	M _b Nm	Z ₀ 1/h	IM B5  Kg	J _m x 10 ⁻⁴ kgm ²
0.75	BE 90S	6	7.7	2.06	75.9	75.9	0.69	5.1	3.1	2.9	33	15	3400	6500	28	16.8	15	6500	28	16.7
1.1	BE 100M	6 (*)	11.1	2.75	78.1	76.2	0.74	4.9	2.2	1.9	82	22	1900	4100	86	28	40	4100	86	29
1.5	BE 100LA	6	15.2	3.9	79.8	77.5	0.72	5.6	2.5	2.3	95	24	1700	3600	99	30	40	3600	99	31
2.2	BE 112M	6	22	5.2	81.8	81.8	0.74	5.2	2.6	2.3	168	32	—	2100	177	42	60	2100	177	44
3.7	BE 132MA	6	36.1	8.3	84.3	83.6	0.76	6.9	2.2	2	383	56	—	1200	305	58	100	1200	318	63

(*) Relazione potenza/grandezza non unificata

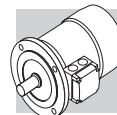


4 P		1800 min ⁻¹ - S1												60 Hz - IE2													
P _n HP kW		freno c.c.												freno c.a.													
		FD												FA													
		M _b Nm	Mod	Z ₀ 1/h	NB	SB	J _m x 10 ⁻⁴ kgm ²	IM B5 Kg	M _a M _n	M _s M _n	I _s I _n	cos φ	η% 100% 75% 50%	In 400V A	M _n Nm	n min ⁻¹	M _b Nm	Mod	Z ₀ 1/h	J _m x 10 ⁻⁴ kgm ²	IM B5 Kg						
0.75	0.55	BE 80A	4	1740	3	1.23	75.5	73.1	66.8	0.74	8.7	3.8	3.0	N	19	9.9	FD 04	10	4100	8000	16.6	13.8	FA 04	10	8000	16.6	13.7
1	0.75	BE 80B	4	1745	4.1	1.46	82.5	81.1	77.6	0.78	7.6	3.5	3.2	K	28	12.2	FD 04	15	4100	7800	22	16.1	FA 04	15	7800	22	16
1.5	1.1	BE 90S	4	1740	6	2.25	84	82.7	79	0.73	7.7	3.5	3.2	L	28	13.6	FD 14	15	4800	8000	32	17.8	FA 14	15	8000	32	17.7
2	1.5	BE 90LA	4	1740	8.2	3.1	84.5	83.9	80.7	0.73	7.1	3.6	3.4	K	34	15.1	FD 05	26	3400	6000	34	21.1	FA 05	26	6000	34	21.8
3	2.2	BE 100LA	4	1745	12	4.2	87.5	85.5	83.2	0.76	7	3.3	2.9	J	54	22	FD 15	40	2600	4700	44	29	FA 15	40	4700	44	29
4	3	BE 100LB	4	1735	16.5	5.9	87.5	87.7	86.3	0.76	7	3.2	2.9	K	61	24	FD 15	40	2400	4400	58	31	FA 15	40	4400	58	31
5	3.7	BE 112M	4	1750	20	6.6	87.5	87.5	86.1	0.8	7.8	3.3	3.2	K	105	32	FD 06S	60	—	1400	107	42	FA 06S	60	2100	107	44
7.5	5.5	BE 132S	4	1760	30	9.3	89.5	89.5	87.7	0.83	8.7	3.5	3.5	K	270	53	FD 56	75	—	1050	223	66	FA 06	75	1200	223	67
10	7.5	BE 132MA	4	1760	43	12.7	89.5	89.5	87.9	0.83	8	3.4	3.3	K	319	59	FD 06	100	—	950	280	72	FA 06	100	1000	280	77
12.5	9.2	BE 132MB	4	1760	50	15.6	90	90	88.6	0.82	8.3	3.5	3.6	K	360	70	FD 07	150	—	900	342	86	FA 07	150	900	342	87
15	11	BE 160M	4	1765	60	18.7	91	91	90	0.81	7.7	2.9	2.8	J	650	99	FD 08	170	—	800	655	129	FA 08	170	800	655	128
20	15	BE 160L	4	1770	81	25.5	91	90.5	89.5	0.81	7.1	3.1	2.7	J	790	115	FD 08	200	—	750	725	129	FA 08	200	750	710	128
25	18.5	BE 180M	4	1765	100	30.3	92.4	91.9	90.5	0.83	7.3	2.7	2.5	H	1250	135	FD 09	300	—	400	1450	175	—	—	—	—	—
30	22	BE 180L	4	1770	119	36	92.4	92.5	92.2	0.83	8.1	3.3	3.2	J	1650	157	FD 09	300	—	300	1850	197	—	—	—	—	—

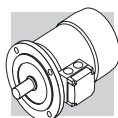




2 P		3000 min ⁻¹ - S1												50 Hz - IE2						
		freno c.c.												freno c.a.						
		FD						FA												
P _n	kW	In	M _n	n	M _s	M _a	J _m	IM B5	Mod	M _b	Z ₀	Z ₀	J _m	IM B5	Mod	M _b	Z ₀	J _m	IM B5	
		400V	Nm	min ⁻¹	$\frac{M_s}{M_n}$	$\frac{M_a}{M_n}$	x 10 ⁻⁴ kgm ²	$\frac{kg}{kg}$		Nm	1/h	SB	x 10 ⁻⁴ kgm ²	$\frac{kg}{kg}$		Nm	1/h	x 10 ⁻⁴ kgm ²	$\frac{kg}{kg}$	
		A	Nm																	
0.75	ME 2SA	2	2860	2	1.63	2.5	2860	2	2860	2	2860	2	2860	2	2860	2	2860	2	2860	2
1.1	ME 2SB	2	2845	2	2.35	3.7	2845	2	2845	2	2845	2	2845	2	2845	2	2845	2	2845	2
1.5	ME 3SA	2	2845	2	3.2	5.0	2845	2	2845	2	2845	2	2845	2	2845	2	2845	2	2845	2
2.2	ME 3LA	2	2895	2	4.7	7.3	2895	2	2895	2	2895	2	2895	2	2895	2	2895	2	2895	2
3	ME 3LB	2	2880	2	6.2	9.9	2880	2	2880	2	2880	2	2880	2	2880	2	2880	2	2880	2
4	ME 4SA	2	2900	2	7.8	13.2	2900	2	2900	2	2900	2	2900	2	2900	2	2900	2	2900	2
5.5	ME 4SB	2	2925	2	10.6	18.0	2925	2	2925	2	2925	2	2925	2	2925	2	2925	2	2925	2
7.5	ME 4LA	2	2935	2	14.3	24	2935	2	2935	2	2935	2	2935	2	2935	2	2935	2	2935	2
9.2	ME 4LB	2	2920	2	16.4	30	2920	2	2920	2	2920	2	2920	2	2920	2	2920	2	2920	2
11	ME 5SA	2	2940	2	20.0	36	2940	2	2940	2	2940	2	2940	2	2940	2	2940	2	2940	2
15	ME 5SB	2	2950	2	27.2	49	2950	2	2950	2	2950	2	2950	2	2950	2	2950	2	2950	2
18.5	ME 5LA	2	2945	2	32	60	2945	2	2945	2	2945	2	2945	2	2945	2	2945	2	2945	2



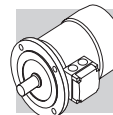


4 P		1500 min ⁻¹ - S1												50 Hz - IE2									
P _n kW	CE A068744	n min ⁻¹	M _n Nm	I _n 400V A	η%			cos φ	I _s I _n	M _s M _n	M _a M _n	J _m x 10 ⁻⁴ kgm ²	IM B5 Kg	freno c.c.				freno c.a.					
					100%	75%	50%							Mod	M _b Nm	Z ₀ 1/h	NB	SB	Mod	M _b Nm	Z ₀ 1/h	J _m x 10 ⁻⁴ kgm ²	IM B5 Kg
					In	75%	50%																
0.12	ME 05A	4	0.84	0.45	59.1	59.6	53.5	0.65	3	2	2.2	2.3	3.5	FD 02	1.75	10000	13000	13000	FA 02	1.75	13000	2.6	5.2
0.18	ME 05B	4	1.25	0.64	64.7	65.1	59.8	0.62	3.5	2.3	2.5	3.3	5.1	FD 02	3.5	10000	13000	13000	FA 02	3.5	13000	3	5.6
0.25	ME 1SA	4	1.73	0.68	68.5	68	62	0.78	4	2.3	2.5	5.8	5.1	FD 03	3.5	7700	11000	11000	FA 03	3.5	11000	6.9	7.8
0.37	ME 1SB	4	2.55	1.05	72.7	69.3	64.2	0.75	4.0	2.3	2.2	6.9	5.9	FD 03	5	6000	9400	9400	FA 03	5	9400	8.0	8.6
0.55	ME 2SA	4	3.7	1.38	77.1	73.4	68	0.77	6	2.2	1.9	15	9.9	FD 04	10	4100	8000	8000	FA 04	10	8000	16.6	13.8
0.75	ME 2SB	4	5	1.76	79.6	78.5	75.1	0.78	6.1	3.2	3.0	28	12.2	FD 04	15	4100	7800	7800	FA 04	15	7800	22	16.1
1.1	ME 3SA	4	7.4	2.53	82.5	82.0	79.5	0.76	6.3	2.9	2.8	28	15.5	FD 15	26	4800	8000	8000	FA 15	26	8000	32	21.5
1.5	ME 3SB	4	10	3.5	83.5	83.0	80.0	0.74	5.9	3.1	3.0	34	17	FD 15	26	3400	6000	6000	FA 15	26	6000	34	23
2.2	ME 3LA	4	14.7	4.9	84.3	85	84	0.76	5.8	3	2.8	54	21	FD 15	40	2600	4700	4700	FA 15	40	4700	44	27
3	ME 3LB	4	20	6.6	85.5	86.0	85.5	0.77	5.9	2.8	2.6	61	23	FD 15	40	2400	4400	4400	FA 15	40	4400	58	29
4	ME 4SA	4	27	8.3	87.0	87.0	86.0	0.80	6.5	2.8	2.8	105	42	FD 56	75	—	1400	1400	FA 06	75	2100	107	55
5.5	ME 4SB	4	36	11.1	88.5	88.5	87.5	0.81	7.3	2.9	2.9	270	51	FD 56	75	—	1050	1050	FA 06	75	1200	223	64
7.5	ME 4LA	4	49	14.8	89.0	89.0	88.5	0.82	6.9	2.9	2.8	319	57	FD 06	100	—	950	950	FA 07	100	1000	280	70
9.2	ME 4LB	4	60	18.1	89.5	89.5	88.5	0.82	6.9	2.9	3.0	360	65	FD 07	150	—	900	900	FA 07	150	900	342	81
11	ME 5SA	4	72	21.5	91.0	91.3	90.5	0.81	6.5	2.8	2.6	650	85	FD 08	170	—	800	800	FA 08	170	800	655	115
15	ME 5LA	4	98	28.7	90.8	91.0	90.5	0.83	6.5	2.6	2.3	790	101	FD 08	200	—	750	750	FA 08	200	750	710	131



6 P		1000 min ⁻¹ - S1										50 Hz - IE2								
  A068744		freno c.c.										freno c.a.								
		FD					FA					IM B5		IM B5						
P _n	kW	In	M _n	n	M _s /M _n	M _a /M _n	J _m x 10 ⁻⁴ kgm ²	IM B5 Kg	Mod	M _b Nm	Z ₀ 1/h	NB	SB	Z ₀ 1/h	M _b Nm	Mod	M _b Nm	Z ₀ 1/h	J _m x 10 ⁻⁴ kgm ²	IM B5 Kg
0.75	ME 3SA	6	7.6	940	2.2	2	33	17	FD 15	26	3400	6500	6500	28	21	FA 15	26	6500	28	22
1.1	ME 3LA	6 (*)	11.1	945	2.2	1.9	82	21	FD 15	26	2700	5000	5000	37	27	FA 15	26	5000	37	28
1.5	ME 3LB	6	15.2	945	2.5	2.3	95	23	FD 15	40	1900	4100	4100	86	29	FA 15	40	4100	86	30
2.2	ME 4SA	6	22	955	1.9	1.7	216	34	FD 06	50	—	2100	2100	177	47	FA 06	50	2100	177	48
3	ME 4SB	6	30	955	2.1	1.9	295	43	FD 56	75	—	1400	1400	226	56	FA 06	75	1400	226	57
4	ME 4LA	6	40	965	2.2	2.0	383	54	FD 06	100	—	1200	1200	305	70	FA 07	100	1200	305	72
5.5	ME 5SA	6 (*)	54	965	2.5	2.3	740	69	FD 08	170	—	1050	1050	406	99	FA 08	170	1050	406	98
7.5	ME 5SB	6 (*)	74	965	2.3	2.1	970	89	FD 08	170	—	900	900	815	119	FA 08	170	900	815	118

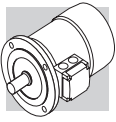
(*) Relazione potenza/grandezza non unificata




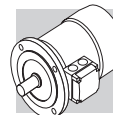
2 P	3000 min⁻¹ - S1	50 Hz - IE2
------------	-----------------------------------	--------------------




P _n kW	n min ⁻¹	M _n Nm	I _n 400V A	η%		cos φ	I _s I _n	M _s M _n	M _a M _n	J _m x 10 ⁻⁴ kgm ²	IM B5 Kg	freno c.c.										
				100%	75%							FD		FA								
				80	79.6							76.4	50%	M _b Nm	Z ₀ 1/h	NB	SB	J _m x 10 ⁻⁴ kgm ²	IM B5 Kg	Mod	M _b Nm	Z ₀ 1/h
0.75	2860	2.5	1.63	80	79.6	0.83	6.8	3.8	3.5	9	8.8	FD 04	5	1700	3200	9.4	12.7	FA 04	5	3200	9.4	12.6
1.1	2845	3.7	2.35	81.5	82.2	0.83	6.9	3.8	3.1	11.4	10.6	FD 04	10	1500	3000	10.6	14.5	FA 04	10	3000	10.6	14.4
1.5	2845	5	3.2	81.3	79	0.81	6.1	2.9	2.7	24	15.5	FD 15	13	4800	8000	32	22.5	FA 15	26	8000	32	22.5
2.2	2895	7.3	4.7	83.2	83.1	0.82	6.9	3.1	2.9	16.7	18.7	FD 15	26	3400	6000	34	25.7	FA 15	26	6000	34	25.7
3.7	2930	12.1	7.8	84.7	83	0.79	7.9	3.5	3.1	57	33	FD 56	75	—	1400	107	46	FA 06	75	2100	107	47

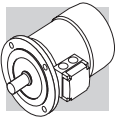






4 P		1500 min ⁻¹ - S1											50 Hz - IE2						
		freno c.c.											freno c.a.						
		FD											FA						
		Mod	M _b	Z _o	J _m x 10 ⁻⁴	IM B5	M _s /M _n	I _s /I _n	cos φ	η%	In 400V	M _n	n	P _n	Mod	M _b	Z _o	J _m x 10 ⁻⁴	IM B5
kW	A	Nm	A	kgm ²	kg				100%	A	Nm	min ⁻¹		Nm	1/h	1/h	kgm ²	kg	
0.37	1.05	2.55	1.05	6.9	5.9	2.2	4.0	0.75	72.7	1.05	1385	4	ME 1SB	5	6000	9400	8	8.6	8.3
0.55	1.38	3.7	1.38	15	9.9	1.9	6	0.77	77.1	1.38	1430	4	ME 2SA	10	4100	8000	16.6	13.8	13.7
0.75	1.76	5	1.76	28	12.2	3	6.1	0.78	79.6	1.76	1430	4	ME 2SB	15	4100	7800	22	16.1	16
1.1	2.6	7.4	2.6	34	15.5	2.8	5.5	0.74	82.5	2.6	1430	4	ME 3SA	26	4800	8000	32	22.5	22.5
1.5	3.48	10.1	3.48	40	17	2.9	6.2	0.74	84	3.48	1420	4	ME 3SB	26	3400	6000	34	24	24
2.2	4.9	14.7	4.9	54	21	3	5.8	0.76	84.3	4.9	1430	4	ME 3LA	40	2600	4700	44	28	28
3.7	8.25	27	8.25	213	42	3.1	7.1	0.80	87.5	8.25	1440	4	ME 4SA	75	—	1400	107	55	56



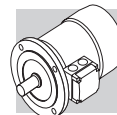
6 P		1000 min ⁻¹ - S1										50 Hz - IE2											
P _n kW	 IM B5 Kg	n min ⁻¹	M _n Nm	I _n 400V A	η%		cos φ	$\frac{I_s}{I_n}$	$\frac{M_s}{M_n}$	$\frac{M_a}{M_n}$	$J_m \times 10^{-4}$ kgm ²	IM B5 Kg	freno c.c.				freno c.a.						
					100%	75%							FD		FA								
					M _b Nm	Z ₀ 1/h							NB	SB	M _b Nm	Z ₀ 1/h	J _m x 10 ⁻⁴ kgm ²	IM B5 Kg	Mod	M _b Nm	Z ₀ 1/h	J _m x 10 ⁻⁴ kgm ²	IM B5 Kg
0.75	ME 3SA 6	940	7.6	1.98	75.9	75	0.72	4.7	2.2	2	33	17	FD 15	26	3400	6500	28	21	FA 15	26	6500	28	22
1.1	ME 3LA 6 (*)	945	11.1	2.75	78.1	76.2	0.74	4.9	2.2	1.9	82	21	FD 15	26	2700	5000	37	27	FA 15	26	5000	37	28
1.5	ME 3LB 6	945	15.2	3.8	79.8	77.5	0.72	5.6	2.5	2.3	95	23	FD 15	40	1900	4100	86	29	FA 15	40	4100	86	30
2.2	ME 4SA 6	955	22	4.9	81.8	81.8	0.8	5.7	1.9	1.7	216	34	FD 56	75	—	2100	177	47	FA 06	60	2100	177	48
3.7	ME 4LA 6	970	36.1	8.3	83.5	83.6	0.76	6.9	2.2	2	383	54	FD 06	100	—	1200	305	70	FA 06	100	1200	305	72

(*) Relazione potenza/grandezza non unificata



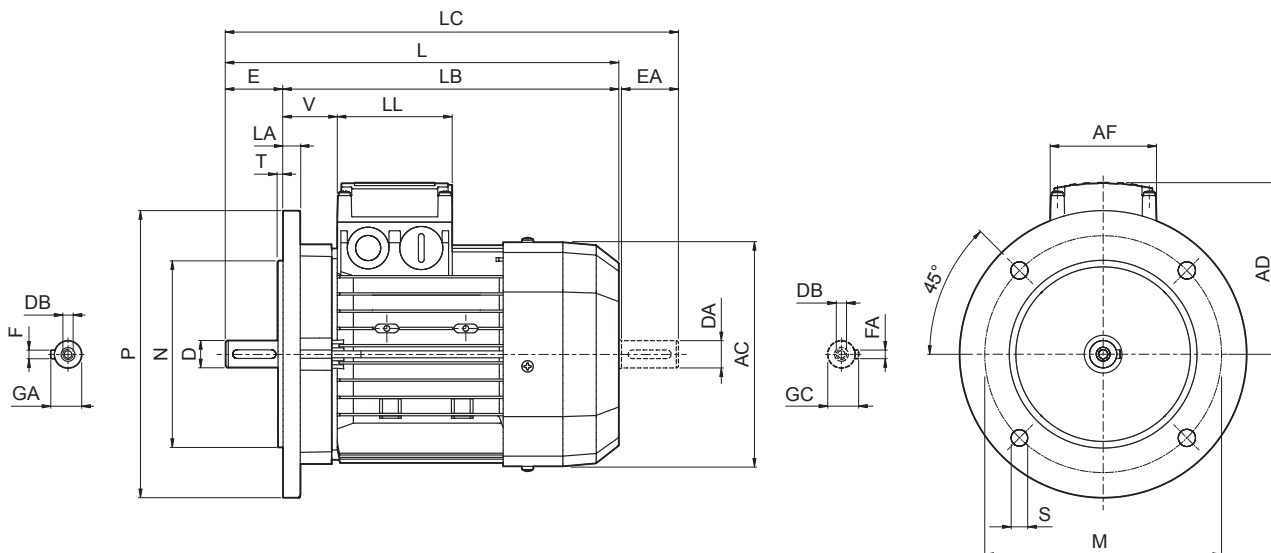
4 P		1800 min ⁻¹ - S1											60 Hz - IE2														
P _n		freno c.c.											freno c.a.														
		FD											FA														
HP	kW		n	M _n	In	100%	75%	50%	cos φ	$\frac{I_s}{I_n}$	$\frac{M_s}{M_n}$	$\frac{M_a}{M_n}$	KVA Code	J _m x 10 ⁻⁴	IM B5 	Mod	M _b	Z ₀	SB	Z ₀	J _m x 10 ⁻⁴	IM B5 	Mod	M _b	Z ₀	J _m x 10 ⁻⁴	IM B5 
0.75	0.55	ME 2SA	4	1740	3	1.23	75.5	73.1	66.8	0.74	8.7	3.8	3.0	N	19	9.9	FD 04	10	4100	8000	16.6	13.8	FA 04	10	8000	16.6	13.7
1	0.75	ME 2SB	4	1745	4.1	1.46	82.5	81.1	77.6	0.78	7.6	3.5	3.2	K	28	12.2	FD 04	15	4100	7800	22	16.1	FA 04	15	7800	22	16
1.5	1.1	ME 3SA	4	1740	6	2.25	84	82.7	79	0.73	7.7	3.5	3.2	J	28	15.5	FD 15	26	4800	8000	32	21.5	FA 15	26	8000	32	22.5
2	1.5	ME 3SB	4	1740	8.2	3.1	84.5	83.9	80.7	0.73	7.1	3.6	3.4	K	34	17	FD 15	26	3400	6000	34	23	FA 15	26	6000	34	24
3	2.2	ME 3LA	4	1745	12	4.2	87.5	85.5	83.2	0.76	7	3.3	2.9	J	54	21	FD 15	40	2600	4700	44	27	FA 15	40	4700	44	28
4	3	ME 3LB	4	1735	16.5	5.9	87.5	87.7	86.3	0.76	7	3.2	2.9	K	61	23	FD 15	40	2400	4400	58	29	FA 15	40	4400	58	30
5	3.7	ME 4SA	4	1750	20	6.6	87.5	87.5	86.1	0.8	7.8	3.3	3.2	J	105	42	FD 56	75	—	1400	107	55	FA 06	75	2100	107	56
7.5	5.5	ME 4SB	4	1760	30	9.3	89.5	89.5	87.7	0.83	8.7	3.5	3.5	K	270	51	FD 56	75	—	1050	223	64	FA 06	75	1200	223	65
10	7.5	ME 4LA	4	1760	43	12.7	89.5	89.5	87.9	0.83	8	3.4	3.3	K	319	57	FD 06	100	—	950	280	70	FA 07	100	1000	280	75
12.5	9.2	ME 4LB	4	1760	50	15.6	90	90	88.6	0.82	8.3	3.5	3.6	K	360	65	FD 07	150	—	900	342	81	FA 07	150	900	342	83
15	11	ME 5SA	4	1765	60	18.7	91	91	90	0.81	7.7	2.9	2.8	J	650	85	FD 08	170	—	800	655	115	FA 08	170	800	655	114
20	15	ME 5LA	4	1770	81	25.5	91	90.5	89.5	0.81	7.1	3.1	2.7	J	790	101	FD 08	200	—	750	725	131	FA 08	200	750	710	130





M19 DIMENSIONI MOTORI BE-ME

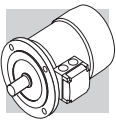
BE - IM B5- CE/CUS/BIS/CCC



	Albero					Flangia						Motore							
	D DA	E EA	DB	GA GC	F FA	M	N	P	S	T	LA	AC	L	LB	LC	AD	AF	LL	V
BE 63	11	23	M4	12.5	4	115	95	140	9.5	3	10	121	207	184	232	95	74	80	26
BE 71	14	30	M5	16	5	130	110	160		10		138	249	219	281	108			37
BE 80	19	40	M6	21.5	6	165	130	200	11.5	3.5	11.5	156	274	234	315	119	98	98	38
BE 90 S	24	50	M8	27	8							176	326	276	378	133			44
BE 90 L						50	60	M10	31	215	180	250	14	195	367	307	429	142	50
BE 100	28	60	M10	31	8	215	180	250	14	4	15	219	385	325	448	157	98	98	52
BE 112																			52
BE 132 S	38	80	M12	41	10	265	230	300	14	4	20	258	493	413	576	193	118	118	58
BE 132 MA													528	448	611				
BE 132 MB													528	448	611				
BE 160 M	42	110	M16	45	12	300	250	350	18.5	5	15	310	596	486	680	245	187	187	51
BE 160 L	38 ⁽¹⁾	80 ⁽¹⁾	M12 ⁽¹⁾	41 ⁽¹⁾	10 ⁽¹⁾								640	530	724				
BE 180 M	48	110	M16	51.5	14	300	250	350	18.5	5	18	348	708	598	823	261	187	187	52
BE 180 L	42 ⁽¹⁾	110 ⁽¹⁾	M16 ⁽¹⁾	45 ⁽¹⁾	12 ⁽¹⁾								708	598	823				

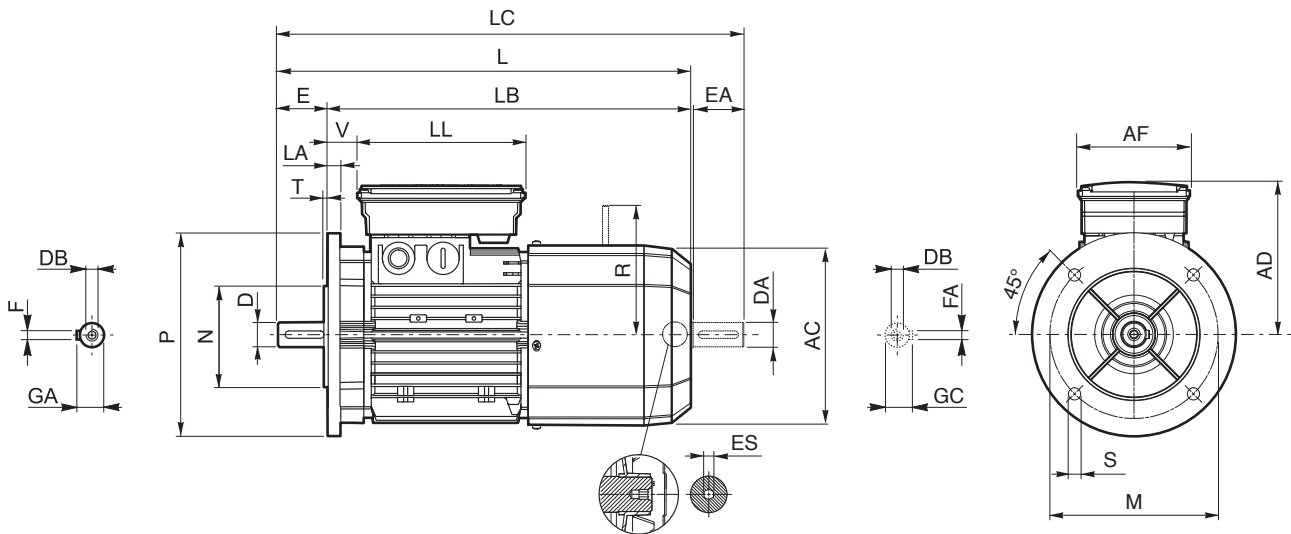
N.B.:

1) Queste dimensioni sono riferite alla seconda estremità d'albero (PS).



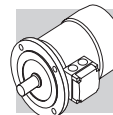
BE - IM B5 - FD/FA - CE/CUS/BIS

BE-IME

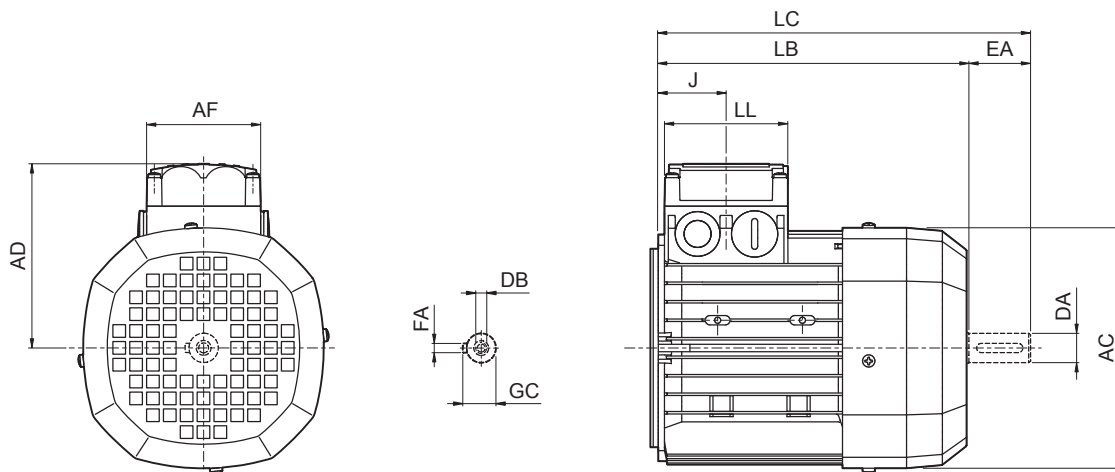


	Albero					Flangia						Motore										
	D DA	E EA	DB	GA GC	F FA	M	N	P	S	T	LA	AC	L	LB	LC	AD	AF	LL	V	R		ES ⁽²⁾
																				FD	FA	
BE 63	11	23	M4	12.5	4	115	95	140	9.5	3	10	121	272	249	297	122	98	133	14	96	116	5
BE 71	14	30	M5	16	5	130	110	160		10		138	313	283	345	135			24	103	124	
BE 80	19	40	M6	21.5	6	165	130	200	11.5	3.5	156	348	308	390	143	25			129	134		
BE 90 S	24	50	M8	27	8					215	180	250	11.5	11.5	176	411	361	463	146	32	160	160
BE 90 L						37	199	198														
BE 100	28	60	M10	31	8	215	180	250	14	4	14	195	458	398	521	155	110	165	37	160	160	6
BE 112										15	219	484	424	547	170	39	199	198				
BE 132 S	38	80	M12	41	10	265	230	300	14	4	20	258	603	523	686	193	140	188	46	204	200	—
BE 132 MA										226			217									
BE 132 MB										226			217									
BE 160 M	42	110	M16	45	12	300	250	350	18.5	5	15	310	736	626	820	245	187	187	51	266	247	—
BE 160 L													38 ⁽¹⁾	80 ⁽¹⁾	M12 ⁽¹⁾				41 ⁽¹⁾	10 ⁽¹⁾	780	
BE 180 M	48	110	M16	51.5	14	300	250	350	18.5	5	18	348	866	756	981	261	52	305	—			
BE 180 L													42 ⁽¹⁾	110 ⁽¹⁾	M16 ⁽¹⁾	45 ⁽¹⁾	12 ⁽¹⁾	52	305	—		

N.B.: 1) Queste dimensioni sono riferite alla seconda estremità d'albero (PS). 2) L'esagono ES non è presente con l'opzione PS.

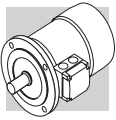


ME - CE/CUS/BIS/CCC



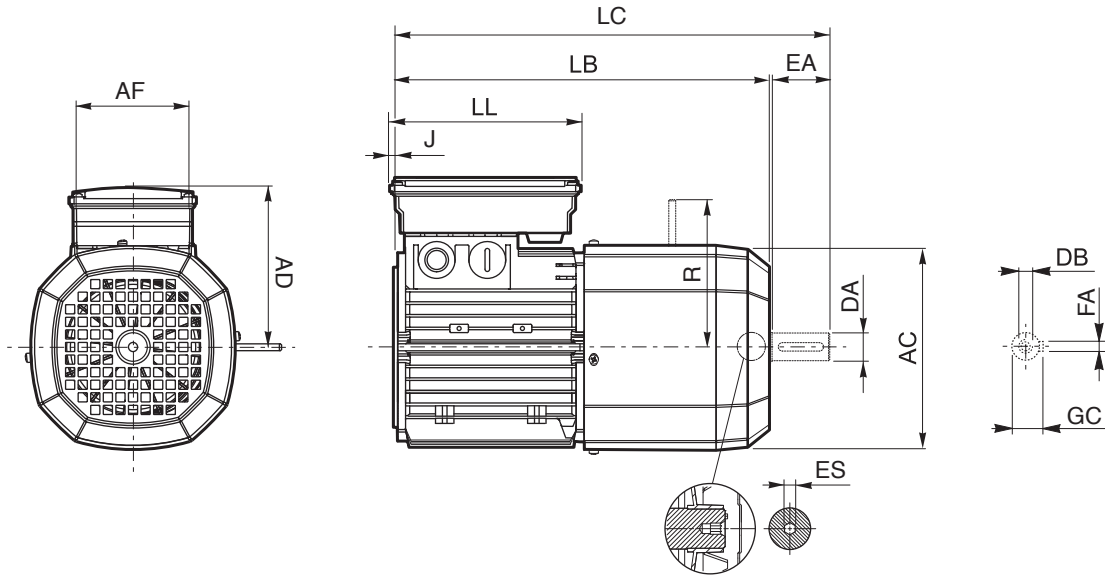
BE-ME

	Seconda estremità albero					Motore						
	DA	EA	DB	FA	GC	AC	LB	LC	AF	LL	J	AD
ME 05	11	23	M4	12.5	4	121	165	191	74	80	48	95
ME 1S	14	30	M5	16	5	138	187	219			45	108
ME 2S	19	40	M6	21.5	6	156	202	245			44	119
ME 3S	28	60	M10	31	8	195	230	293	98	98	53.5	142
ME 3L							262	325				
ME 4S	38	80	M12	41	10	258	361	444	118	118	64.5	193
ME 4L							396	479				
ME 4LB												
ME 5S	38	80	M12	41	10	310	418	502	187	187	77	245
ME 5L							462	546				



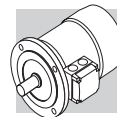
ME_FD/FA - CE/CUS/BIS

BE-ME






	Seconda estremità albero					Motore										
	DA	EA	DB	GC	FA	AC	LB	LC	AF	LL	J	AD	R FD FA		ES ⁽¹⁾	
ME 05	11	23	M4	12.5	4	121	231	256			-4.5	119	96	116	5	
ME 1S	14	30	M5	16	5	138	248	280	98	133	-8	135	103	124		
ME 2S	19	40	M6	21.5	6	156	272	314			-17	143	129	134		
ME 3S	28	60	M10	31	8	195	326	389	110	165	7	155	160	160	6	
ME 3L							353	416								
ME 4S	38	80	M12	41	10	258	470	553	140	188	7	210	204	200		
ME 4LA							495	578					226	217		
ME 4LB																
ME 5S	38	80	M12	41	10	310	558	642	187	187	17	245	266	247		---
ME 5L							602	686								

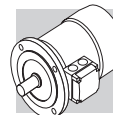
N.B.: 1) L'esagono ES non è presente con l'opzione PS.







M20 DATI TECNICI MOTORI BN-M

2P		3000 min ⁻¹ - S1														50 Hz											
		freno c.c.														freno c.a.											
		P _n kW		n min ⁻¹	M _n Nm	IE1	η (100%) %	η (75%) %	η (50%) %	cosφ	In 400V A	I _s I _n	M _s M _n	M _a M _n	J _m x 10 ⁻⁴ kgm ²	IM B5 	Mod	M _b Nm	Z ₀ 1/h	NB	SB	J _m x 10 ⁻⁴ kgm ²	IM B5 	Mod	M _b Nm	Z ₀ 1/h	J _m x 10 ⁻⁴ kgm ²
FD	FA																										
0.18	BN 63A	2	2730	0.63	○	59.9	56.9	51.9	0.77	0.56	3.0	2.0	2.0	3.5	FD 02	1.75	3900	4800	—	4800	2.6	5.2	FA 02	1.75	4800	2.6	5.0
0.25	BN 63B	2	2740	0.87	○	66.0	64.8	64.8	0.76	0.72	3.3	2.3	2.3	3.9	FD 02	1.75	3900	4800	—	4800	3.0	5.6	FA 02	1.75	4800	3.0	5.4
0.37	BN 63C	2	2800	1.26	○	69.1	66.8	66.8	0.78	0.99	3.9	2.6	2.6	5.1	FD 02	3.5	3600	4500	—	4500	3.9	6.8	FA 02	3.5	4500	3.9	6.6
0.37	BN 71A	2	2820	1.25	○	73.8	73.0	70.6	0.76	0.95	4.8	2.6	2.6	5.4	FD 03	3.5	3000	4100	—	4100	4.6	8.1	FA 03	3.5	4200	4.6	7.8
0.55	BN 71B	2	2820	1.86	○	76.0	75.8	74.8	0.76	1.37	5.0	2.8	2.8	6.2	FD 03	5	2900	4200	—	4200	5.3	8.9	FA 03	5	4200	5.3	8.6
0.75	BN 71C	2	2810	2.6	○	76.6	76.2	76.2	0.76	1.86	5.1	2.8	2.8	7.3	FD 03	5	1900	3300	—	3300	6.1	10.0	FA 03	5	3600	6.1	9.7
0.75	BN 80A	2	2810	2.6	●	76.2	75.5	68.3	0.81	1.75	4.8	2.2	2.2	8.6	FD 04	5	1700	3200	—	3200	9.4	12.5	FA 04	5	3200	9.4	12.4
1.1	BN 80B	2	2800	3.8	●	76.4	76.2	75.0	0.81	2.57	4.8	2.4	2.4	9.5	FD 04	10	1500	3000	—	3000	10.6	13.4	FA 04	10	3000	10.6	13.3
1.5	BN 80C	2	2800	5.1	●	79.1	79.5	77.2	0.81	3.4	4.9	2.4	2.4	11.3	FD 04	15	1300	2600	—	2600	13.0	15.2	FA 04	15	2600	13.0	15.1
1.5	BN 90SA	2	2870	5.0	●	82.0	81.5	78.1	0.80	3.4	5.9	2.6	2.6	12.3	FD 14	15	900	2200	—	2200	14.1	16.5	FA 14	15	2200	14.1	16.4
1.85	BN 90SB	2	2880	6.1	●	82.5	82.0	75.4	0.80	4.0	6.2	2.6	2.6	16.7	FD 14	15	900	2200	—	2200	18.3	18.2	FA 14	15	2200	18.3	18.1
2.2	BN 90L	2	2880	7.3	●	82.7	82.1	80.8	0.80	4.8	6.3	2.7	2.7	16.7	FD 05	26	900	2200	—	2200	21	20	FA 05	26	2200	21	20.7
3	BN 100L	2	2860	10.0	●	81.5	81.3	77.4	0.79	6.7	5.6	2.2	2.2	31	FD 15	26	700	1600	—	1600	35	26	FA 15	26	1600	35	27
4	BN 100LB	2	2870	13.3	●	83.1	83.0	77.8	0.80	8.7	5.8	2.5	2.5	39	FD 15	40	450	900	—	900	43	29	FA 15	40	1000	43	30
4	BN 112M	2	2900	13.2	●	85.5	84.5	83.0	0.82	8.2	6.9	2.9	2.9	57	FD 06S	40	—	950	—	950	66	39	FA 06S	40	950	66	40
5.5	BN 132SA	2	2890	18.2	●	84.7	84.5	81.2	0.84	11.2	5.9	2.2	2.2	101	FD 06	50	—	600	—	600	112	48	FA 06	50	600	112	49
7.5	BN 132SB	2	2900	25	●	86.5	86.3	84.4	0.85	14.7	6.4	2.2	2.2	145	FD 06	50	—	550	—	550	154	55	FA 06	50	550	154	56
9.2	BN 132M	2	2930	30	●	87.0	86.5	83.6	0.86	17.7	6.7	2.3	2.3	178	FD 06	75	—	430	—	430	189	66	FA 06	75	430	189	67
11	BN 160MR	2	2920	36	●	87.6	87.0	86.0	0.88	20.6	6.9	2.5	2.5	210	FD 06	75	—	—	—	—	210	65	—	—	—	—	—
15	BN 160MB	2	2930	49	●	89.6	89.4	88.0	0.86	28.1	7.1	2.6	2.3	340	FD 06	75	—	—	—	340	84	—	—	—	—	—	
18.5	BN 160L	2	2930	60	●	90.4	90.1	89.0	0.86	34	7.6	2.7	2.3	420	FD 06	75	—	—	—	420	97	—	—	—	—	—	
22	BN 180M	2	2930	72	●	89.9	89.7	89.5	0.88	40	7.8	2.4	2.4	490	FD 06	75	—	—	—	490	109	—	—	—	—	—	
30	BN 200LA	2	2930	98	●	90.7	90.1	87.6	0.89	54	7.8	2.9	2.9	770	FD 06	75	—	—	—	770	140	—	—	—	—	—	

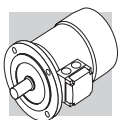
○ = n.a. ● = IE1







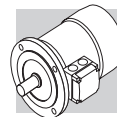
6P **1000 min⁻¹ - S1** **50 Hz**

P _n kW		n min ⁻¹	M _n Nm	IE1	η (100%) %	η (75%) %	η (50%) %	cosφ	In 400V A	Is In %	Ms Mn %	Ma Mn %	J _m x 10 ⁻⁴ kgm ²	IM B5  Kg	freno c.c.						freno c.a.								
															FD			FA			FD			FA					
															Mod	Mb Nm	Z ₀ 1/h	NB	SB	Mod	Mb Nm	Z ₀ 1/h	IM B5  Kg	J _m x 10 ⁻⁴ kgm ²	Mod	Mb Nm	Z ₀ 1/h	IM B5  Kg	J _m x 10 ⁻⁴ kgm ²
0.09	BN 63A	6	0.98	○	41.0	41.0	32.9	0.53	0.60	2.1	2.1	1.8	3.4	4.6	FD 02	3.5	9000	14000	4.0	FA 02	3.5	14000	6.3	4.0	FA 02	3.5	14000	6.1	4.0
0.12	BN 63B	6	1.32	○	45.0	44.0	41.8	0.60	0.64	2.1	1.9	1.7	3.7	4.9	FD 02	3.5	9000	14000	4.3	FA 02	3.5	14000	6.6	4.3	FA 02	3.5	14000	6.4	4.3
0.18	BN 71A	6	1.91	○	55.0	55.5	51.0	0.69	0.68	2.6	1.9	1.7	8.4	5.5	FD 03	5	8100	13500	9.5	FA 03	5	13500	8.2	9.5	FA 03	5	13500	7.9	9.5
0.25	BN 71B	6	2.70	○	62.0	58.5	51.4	0.71	0.82	2.6	1.9	1.7	10.9	6.7	FD 03	5	7800	13000	12	FA 03	5	13000	9.4	12	FA 03	5	13000	9.1	12
0.37	BN 71C	6	3.9	○	66.0	60.0	53.3	0.69	1.17	3.0	2.4	2.0	12.9	7.7	FD 53	7.5	5100	9500	14	FA 03	7.5	9500	10.4	14	FA 03	7.5	9500	10.1	14
0.37	BN 80A	6	3.9	○	68.0	67.4	63.3	0.68	1.15	3.2	2.2	2.0	21	9.9	FD 04	10	5200	8500	23	FA 04	10	8500	13.8	23	FA 04	10	8500	13.7	23
0.55	BN 80B	6	5.7	○	70.0	69.8	64.3	0.68	1.67	3.9	2.6	2.2	25	11.3	FD 04	15	4800	7200	27	FA 04	15	7200	15.2	27	FA 04	15	7200	15.1	27
0.75	BN 80C	6	7.8	●	70.0	70.0	64.4	0.65	2.38	3.8	2.5	2.2	28	12.2	FD 04	15	3400	6400	30	FA 04	15	6400	16.1	30	FA 04	15	6400	16.0	30
0.75	BN 90S	6	7.8	●	70.0	69.0	64.2	0.68	2.27	3.8	2.4	2.2	26	12.6	FD 14	15	3400	6500	28	FA 14	15	6500	16.8	28	FA 14	15	6500	16.7	28
1.1	BN 90L	6	11.4	●	72.9	72.6	69.1	0.69	3.2	3.9	2.3	2.0	33	15	FD 05	26	2700	5000	37	FA 05	26	5000	21	37	FA 05	26	5000	22	37
1.5	BN 100LA	6	15.2	●	75.2	74.2	70.3	0.72	4.0	4.1	2.1	2.0	82	22	FD 15	40	1900	4100	86	FA 15	40	4100	28	86	FA 15	40	4100	29	86
1.85	BN 100LB	6	19.0	●	76.6	72.8	62.6	0.73	4.8	4.6	2.1	2.0	95	24	FD 15	40	1700	3600	99	FA 15	40	3600	30	99	FA 15	40	3600	31	99
2.2	BN 112M	6	22	●	78.5	79.0	76.5	0.73	5.5	4.8	2.2	2.0	168	32	FD 06S	60	—	2100	177	FA 06S	60	2100	42	177	FA 06S	60	2100	44	177
3	BN 132S	6	30	●	79.7	77.0	75.1	0.76	7.1	5.1	1.9	1.8	216	36	FD 56	75	—	1400	226	FA 06	75	1400	49	226	FA 06	75	1400	50	226
4	BN 132MA	6	40	●	81.4	81.5	79.5	0.77	9.2	5.5	2.0	1.8	295	45	FD 06	100	—	1200	305	FA 07	100	1200	58	305	FA 07	100	1200	63	305
5.5	BN 132MB	6	56	●	83.1	80.9	79.1	0.78	12.2	6.1	2.1	1.9	383	56	FD 07	150	—	1050	406	FA 07	150	1050	72	406	FA 07	150	1050	74	406
7.5	BN 160M	6	75	●	85.0	85.0	84.8	0.81	15.7	5.9	2.2	2.0	740	83	FD 08	170	—	900	815	FA 08	170	900	112	815	FA 08	170	900	113	815
11	BN 160L	6	109	●	86.4	86.5	85.9	0.81	22.7	6.6	2.5	2.3	970	103	FD 08	200	—	800	1045	FA 08	200	800	133	1045	FA 08	200	800	133	1045
15	BN 180L	6	148	●	87.7	88.0	87.3	0.82	30	6.2	2.0	2.4	1550	130	FD 09	300	—	600	1750	FA 09	300	600	170	1750	FA 09	300	600	170	1750
18.5	BN 200LA	6	184	●	88.6	88.0	87.3	0.81	37	5.9	2.0	2.3	1700	145	FD 09	400	—	450	1900	FA 09	400	450	185	1900	FA 09	400	450	185	1900

○ = n.a. ● = IE1

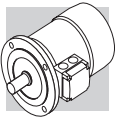






8P		750 min ⁻¹ - S1														50 Hz						
		freno C.C.														freno C.a.						
P _n kW		n min ⁻¹	M _n Nm	η %	cosφ	I _n 400V A	I _s I _n	M _s M _n	M _a M _n	J _m x 10 ⁻⁴ kgm ²	IM B5 	Mod	Mb Nm	Z _o 1/h	SB	J _m x 10 ⁻⁴ kgm ²	IM B5 	Mod	Mb Nm	Z _o 1/h	J _m x 10 ⁻⁴ kgm ²	IM B5 
0.09	BN 71A	8	1.26	47	0.59	0.47	2.3	2.4	2.3	10.9	6.7	FD 03	3.5	9000	16000	12.0	9.4	FA 03	3.5	16000	12.0	9.1
0.12	BN 71B	8	1.69	51	0.59	0.58	2.1	2.3	2.2	12.9	7.7	FD 03	5.0	9000	16000	14.0	10.4	FA 03	5.0	16000	14.0	10.1
0.18	BN 80A	8	2.49	51	0.60	0.85	2.4	2.2	2.2	15	8.2	FD 04	5.0	6500	11000	16.6	12.1	FA 04	5.0	11000	16.6	12.0
0.25	BN 80B	8	3.51	54	0.63	1.06	2.4	2.0	1.9	20	9.9	FD 04	10.0	6000	10000	22	13.8	FA 04	10.0	10000	23	13.7
0.37	BN 90S	8	5.2	58	0.60	1.53	2.6	2.3	2.1	26	12.6	FD 14	15.0	4800	7500	28	16.8	FA 14	15.0	7500	28	16.7
0.55	BN 90L	8	7.8	62	0.60	2.13	2.6	2.2	2.0	33	15	FD 05	26	4000	6400	37	21	FA 05	26	6400	37	22
0.75	BN 100LA	8	10.2	68	0.63	2.53	3.4	1.9	1.7	82	22	FD 15	26	2800	4800	86	28	FA 15	26	4800	86	29
1.1	BN 100LB	8	15.0	68	0.64	3.65	3.2	1.7	1.7	95	24	FD 15	40	2500	4000	99	30	FA 15	40	4000	99	31
1.5	BN 112M	8	20.2	71	0.66	4.6	3.7	1.8	1.9	168	32	FD 06S	60	—	3000	177	42	FA 06S	60	3000	177	44
2.2	BN 132S	8	29.6	75	0.66	6.4	3.8	1.8	2.0	295	45	FD 06	75	—	2300	305	58	FA 06	75	2300	305	56
3	BN 132MA	8	40.4	76	0.69	8.3	3.9	1.6	1.8	370	53	FD 06	100	—	1900	394	69	FA 07	100	1900	406	74

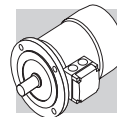


2/4P **3000/1500 min⁻¹ - S1** **50 Hz**




P _n kW		freno c.c.														freno c.a.												
		FD														FA												
		IM B5 Kg	J _m x 10 ⁻⁴ kgm ²	M _a M _n	M _s M _n	I _s I _n	cos φ	η	M _n Nm	n min ⁻¹	Mod	Mb Nm	Z ₀ 1/h	NB	SB	IM B5 Kg	J _m x 10 ⁻⁴ kgm ²	Mb Nm	Mod	Z ₀ 1/h	IM B5 Kg	J _m x 10 ⁻⁴ kgm ²	Mb Nm	Mod	Z ₀ 1/h			
0.20	BN 63B	2	2700	0.71	55	0.82	0.64	3.5	2.1	1.9	2.9	4.4	FD 02	3.5	2200	2600	4000	5100	6.1	3.5	2600	5100	3.5	FA 02	3.5	2600	5100	5.9
0.15		4	1350	1.06	49	0.67	0.66	2.6	1.8	1.7																		
0.28	BN 71A	2	2700	0.99	56	0.82	0.88	2.9	1.9	1.7	4.7	4.4	FD 03	3.5	2100	2400	3800	4800	7.1	5.8	2400	4800	3.5	FA 03	3.5	2400	4800	6.8
0.20		4	1370	1.39	59	0.72	0.68	3.1	1.8	1.7																		
0.37	BN 71B	2	2740	1.29	56	0.82	1.16	3.5	1.8	1.8	5.8	5.1	FD 03	5.0	1400	2100	2900	4200	7.8	6.9	2100	4200	5.0	FA 03	5.0	2100	4200	7.5
0.25		4	1390	1.72	60	0.73	0.82	3.3	2.0	1.9																		
0.45	BN 71C	2	2780	1.55	63	0.85	1.21	3.8	1.8	1.8	6.9	5.9	FD 03	5.0	1400	2100	2800	4200	8.6	8.0	2100	4200	5.0	FA 03	5.0	2100	4200	8.3
0.30		4	1400	2.0	63	0.73	0.94	3.6	2.0	1.9																		
0.55	BN 80A	2	2800	1.9	63	0.85	1.48	3.9	1.7	1.7	15	8.2	FD 04	5.0	1600	2300	3000	4000	12.1	17	2300	4000	5.0	FA 04	5.0	2300	4000	12.0
0.37		4	1400	2.5	67	0.79	1.01	4.1	1.8	1.9																		
0.75	BN 80B	2	2780	2.6	65	0.85	1.96	3.8	1.9	1.8	20	9.9	FD 04	10	1400	1600	2700	3600	13.8	22	1600	3600	10	FA 04	10	1600	3600	13.7
0.55		4	1400	3.8	68	0.81	1.44	3.9	1.7	1.7																		
1.1	BN 90S	2	2790	3.8	71	0.82	2.73	4.7	2.3	2.0	21	12.2	FD 14	10	1500	1600	2300	2800	16.4	23	1600	2800	10	FA 14	10	1600	2800	16.3
0.75		4	1390	5.2	66	0.79	2.08	4.6	2.4	2.2																		
1.5	BN 90L	2	2780	5.2	70	0.85	3.64	4.5	2.4	2.1	28	14.0	FD 05	26	1050	1200	1600	2000	20	32	1200	2000	26	FA 05	26	1200	2000	21
1.1		4	1390	7.6	73	0.81	2.69	4.7	2.5	2.2																		
2.2	BN 100LA	2	2800	7.5	72	0.85	5.2	4.5	2.0	1.9	40	18.3	FD 15	26	600	900	1300	2300	25	44	900	2300	26	FA 15	26	900	2300	25
1.5		4	1410	10.2	73	0.79	3.8	4.7	2.0	2.0																		
3.5	BN 100LB	2	2850	11.7	80	0.84	7.5	5.4	2.2	2.1	61	25	FD 15	40	500	900	1000	2100	31	65	900	2100	40	FA 15	40	900	2100	32
2.5		4	1420	16.8	82	0.80	5.5	5.2	2.2	2.2																		
4	BN 112M	2	2880	13.3	79	0.83	8.8	6.1	2.4	2.0	98	30	FD 06S	60	—	700	1200	—	40	107	700	1200	60	FA 06S	60	700	1200	42
3.3		4	1420	22.2	80	0.80	7.4	5.1	2.1	2.0																		
5.5	BN 132S	2	2890	18.2	80	0.87	11.4	5.9	2.4	2.0	213	44	FD 56	75	—	350	900	—	57	223	350	900	75	FA 06	75	350	900	58
4.4		4	1440	29	82	0.84	9.2	5.3	2.2	2.0																		
7.5	BN 132MA	2	2900	25	82	0.87	15.2	6.5	2.4	2.0	270	53	FD 06	100	—	350	900	—	66	280	350	900	100	FA 07	100	350	900	71
6		4	1430	40	84	0.85	12.1	5.8	2.3	2.1																		
9.2	BN 132MB	2	2920	30	83	0.86	18.6	6.0	2.6	2.2	319	59	FD 07	150	—	300	800	—	75	342	300	800	150	FA 07	150	300	800	77
7.3		4	1440	48	85	0.85	14.6	5.5	2.3	2.1																		

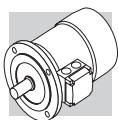


2/6P		3000/1000 min ⁻¹ - S3 60/40%														50 HZ					
		freno c.c.														freno c.a.					
		FD							FA												
P _n		n	M _n	η	cosφ	I _n	I _s	$\frac{I_s}{I_n}$	$\frac{M_s}{M_n}$	$\frac{M_a}{M_n}$	J _m	IM B5	Mb	Z _o	J _m	IM B5	Mb	Z _o	J _m	IM B5	
kW		min ⁻¹	Nm	%		A	A				x 10 ⁻⁴ kgm ²		Nm	1/h	x 10 ⁻⁴ kgm ²		Nm	1/h	x 10 ⁻⁴ kgm ²		
0.25	BN 71A	2	0.84	60	0.82	0.73	4.3	1.9	1.8	1.8	6.9	5.9	1.75	1500	8.0	8.6	2.5	1700	8.0	8.0	8.3
0.08		6	0.84	43	0.70	0.38	2.1	1.4	1.5				10000	13000				13000			
0.37	BN 71B	2	1.23	62	0.80	1.08	4.4	1.9	1.8	1.8	9.1	7.3	3.5	1000	10.2	10.0	3.5	1300	10.2	10.2	9.7
0.12		6	1.27	44	0.73	0.54	2.4	1.4	1.5				9000	11000				11000			
0.55	BN 80A	2	1.88	63	0.86	1.47	4.5	1.9	1.7	1.7	20	9.9	5.0	1500	22	13.8	5.0	1800	22	22	13.7
0.18		6	1.85	52	0.65	0.77	3.3	2.0	1.9				4100	6300				6300			
0.75	BN 80B	2	2.6	66	0.87	1.89	4.3	1.8	1.6	1.6	25	11.3	5.0	1700	27	15.2	5.0	1900	27	27	15.1
0.25		6	2.6	54	0.67	1.00	3.2	1.7	1.8				3800	6000				6000			
1.10	BN 90L	2	3.7	67	0.84	2.82	4.7	2.1	1.9	1.9	28	14.0	13	1400	32	20	13	1600	32	32	21
0.37		6	3.8	59	0.71	1.27	3.3	1.6	1.6				3400	5200				5200			
1.5	BN 100LA	2	5	73	0.84	3.53	5.1	1.9	2.0	2.0	40	18.3	13	1000	44	24	13	1200	44	44	25
0.55		6	5.6	64	0.67	1.85	3.5	1.7	1.8				2900	4000				4000			
2.2	BN 100LB	2	7.2	77	0.85	4.9	5.9	2.0	2.0	2.0	61	25	26	700	65	31	26	900	65	65	32
0.75		6	7.5	67	0.64	2.5	3.3	1.9	1.8				2100	3000				3000			
3	BN 112M	2	9.9	78	0.87	6.4	6.3	2.0	2.1	2.1	98	30	40	—	107	40	40	1000	107	107	32
1.1		6	11.1	72	0.64	3.4	3.9	1.8	1.8				—	2600				2600			
4.5	BN 132S	2	14.8	78	0.84	9.9	5.8	1.9	1.8	1.8	213	44	37	—	223	57	37	500	223	223	58
1.5		6	14.9	74	0.67	4.4	4.2	1.9	2.0				—	2100				2100			
5.5	BN 132M	2	18.0	78	0.87	11.7	6.2	2.1	1.9	2.0	270	53	50	—	280	66	50	400	280	280	67
2.2		6	18.0	77	0.71	5.8	4.3	2.1	2.0				—	1900				1900			






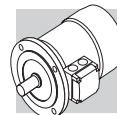
2/8P **3000/750 min-1 - S3 60/40%** **50 Hz**

P _n kW			n min ⁻¹	M _n Nm	η	cos φ	I _n 400V A	I _s I _n	M _s M _n	M _a M _n	J _m x 10 ⁻⁴ kgm ²	IM B5 	freno c.c.						freno c.a.						
													FD			FA			FD			FA			
													Mod	Mb	Z _o 1/h	NB	SB	Mod	Mb	Z _o 1/h	IM B5 	J _m x 10 ⁻⁴ kgm ²	Mod	Mb	Z _o 1/h
0.25	0.06	2	2790	0.86	61	0.87	0.68	3.9	1.8	1.9	10.9	6.7	FD 03	1.75	1300	1400	1400	1400	12	9.4	FA 03	2.5	1400	12	9.1
		8	680	0.84	31	0.61	0.46	2.0	1.8	1.9		10000			10000	13000	13000	13000					13000		
0.37	0.09	2	2800	1.26	63	0.86	0.99	3.9	1.8	1.9	12.9	7.7	FD 03	3.5	1200	1300	1300	1300	14	10.4	FA 03	3.5	1300	14	10.1
		8	670	1.28	34	0.75	0.51	1.8	1.4	1.5		9500			9500	13000	13000	13000					13000		
0.55	0.13	2	2830	1.86	66	0.86	1.40	4.4	2.1	2.0	20	9.9	FD 04	5.0	1500	1800	1800	1800	22	13.8	FA 04	5.0	1800	22	13.7
		8	690	1.80	41	0.64	0.72	2.3	1.6	1.7		5600			5600	8000	8000	8000					8000		
0.75	0.18	2	2800	2.6	68	0.88	1.81	4.6	2.1	2.0	25	11.3	FD 04	10	1700	1900	1900	1900	27	15.2	FA 04	10	1900	27	15.1
		8	690	2.5	43	0.66	0.92	2.3	1.6	1.7		4800			4800	7300	7300	7300					7300		
1.10	0.28	2	2830	3.7	63	0.84	3.00	4.5	2.1	1.9	28	14.0	FD 05	13	1400	1600	1600	1600	32	20	FA 05	13	1600	32	21
		8	690	3.9	48	0.63	1.34	2.4	1.8	1.9		3400			3400	5100	5100	5100					5100		
1.5	0.37	2	2880	5.0	69	0.85	3.69	4.7	1.9	1.8	40	18.3	FD 15	13	1000	1200	1200	1200	44	25	FA 15	13	1200	44	25
		8	690	5.1	46	0.63	1.84	2.1	1.6	1.6		3300			3300	5000	5000	5000					5000		
2.4	0.55	2	2900	7.9	75	0.82	5.6	5.4	2.1	2.0	61	25	FD 15	26	550	700	700	700	65	31	FA 15	26	700	65	32
		8	700	7.5	54	0.58	2.5	2.6	1.8	1.8		2000			2000	3500	3500	3500					3500		
3	0.75	2	2900	9.9	76	0.87	6.5	6.3	2.1	1.9	98	30	FD 06S	40	—	900	900	900	107	40	FA 06S	40	900	107	42
		8	690	10.4	60	0.65	2.8	2.5	1.6	1.6		—			—	2900	2900	2900					2900		
4	1	2	2870	13.3	73	0.84	9.4	5.6	2.3	2.4	213	44	FD 66	37	—	500	500	500	223	57	FA 06	37	500	223	58
		8	690	13.8	66	0.62	3.5	2.9	1.9	1.8		—			—	3500	3500	3500					3500		
5.5	1.5	2	2870	18.3	75	0.84	12.6	6.1	2.4	2.5	270	53	FD 06	50	—	400	400	400	280	66	FA 06	50	400	280	67
		8	690	21	68	0.63	5.1	2.9	1.9	1.9		—			—	2400	2400	2400					2400		



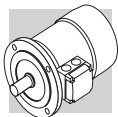
2/12P **3000/500 min-1 - S3 60/40%** **50 Hz**





P _n kW			n min ⁻¹	M _n Nm	η %	cos φ	I _n 400V A	I _s I _n	M _s M _n	M _a M _n	J _m x 10 ⁻⁴ kgm ²	IM B5 	freno c.c.						freno c.a.					
													FD			FA			FD			FA		
													Mod	Mb Nm	Z ₀ 1/h	NB	SB	Mod	Mb Nm	Z ₀ 1/h	IM B5 	J _m x 10 ⁻⁴ kgm ²	Mod	Mb Nm
0.55 0.09	BN 80B	2 12	2820 430	1.86 2.0	64 30	0.89 0.63	1.39 0.69	4.2 1.8	1.6 1.9	1.7 1.8	25	11.3	FD 04	5.0	1000 8000	1300 12000	27	15.2	FA 04	5.0	1300 12000	27	15.1	
0.75 0.12	BN 90L	2 12	2790 430	2.6 2.7	56 26	0.89 0.63	2.17 1.06	4.2 1.7	1.8 1.4	1.7 1.6	26	12.6	FD 05	13	1000 4600	1150 6300	30	18.6	FA 05	13	1150 6300	30	19.3	
1.10 0.18	BN 100LA	2 12	2850 430	3.7 4.0	65 26	0.85 0.54	2.87 1.85	4.5 1.5	1.6 1.3	1.8 1.5	40	18.3	FD 15	13	700 4000	900 6000	44	25	FA 15	13	900 6000	44	25	
1.5 0.25	BN 100LB	2 12	2900 440	4.9 5.4	67 36	0.86 0.46	3.76 2.18	5.6 1.8	1.9 1.7	1.9 1.8	54	22	FD 15	13	700 3800	900 5000	58	28	FA 15	13	900 5000	58	29	
2 0.3	BN 112M	2 12	2900 460	6.6 6.2	74 46	0.88 0.43	4.43 2.19	6.5 2.0	2.1 2.1	2.0 2.0	98	30	FD 06S	20	— —	800 3400	107	40	FA 06S	20	800 3400	107	42	
3 0.5	BN 132S	2 12	2920 470	9.8 10.2	74 51	0.87 0.43	6.7 3.3	6.8 2.0	2.3 1.7	1.9 1.6	213	44	FD 56	37	— —	450 3000	223	57	FA 06	37	450 3000	223	58	
4 0.7	BN 132M	2 12	2920 460	13.1 14.5	75 53	0.89 0.44	8.6 4.3	5.9 1.9	2.4 1.7	2.3 1.6	270	53	FD 56	37	— —	400 2800	280	66	FA 06	37	400 2800	280	67	

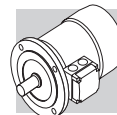


4/6P **1500/1000 min⁻¹ - S1** **50 HZ**





P _n kW		freno c.c.														freno c.a.						
		FD														FA						
		IM B5	J _m x 10 ⁻⁴ kgm ²	Ma Mn	Ms Mn	Is In	cos φ	η	M _n	n	IM B5	J _m x 10 ⁻⁴ kgm ²	Mod	Mb	Z ₀ 1/h	IM B5	J _m x 10 ⁻⁴ kgm ²	Mod	Mb	Z ₀ 1/h	IM B5	J _m x 10 ⁻⁴ kgm ²
0.22	0.13	4	1410	1.5	64	0.74	3.9	1.8	1.9	7.3	FD 03	3.5	2500	3500	10.0	FA 03	3.5	3500	9000	10.2	10.2	9.7
		6	920	1.4	43	0.67	2.3	1.6	1.7	5000	9000											
0.30	0.20	4	1410	2.0	61	0.82	3.5	1.3	1.5	8.2	FD 04	5.0	2500	3100	12.1	FA 04	5.0	3100	6000	16.6	16.6	12.0
		6	930	2.1	54	0.66	3.2	1.9	2.0	4000	6000											
0.40	0.26	4	1430	2.7	63	0.75	3.9	1.8	1.8	9.9	FD 04	10	1800	2300	13.8	FA 04	10	2300	5500	22	22	13.7
		6	930	2.7	55	0.70	2.7	1.5	1.6	3600	5500											
0.55	0.33	4	1420	3.7	70	0.78	4.5	2.0	1.9	12.2	FD 14	10	1500	2100	16.1	FA 14	10	2100	4100	23	23	16.3
		6	930	3.4	62	0.70	3.7	2.3	2.0	2500	4100											
0.75	0.45	4	1420	5.0	74	0.78	4.3	1.9	1.8	14	FD 05	13	1400	2000	20	FA 05	13	2000	3600	32	32	21
		6	920	4.7	66	0.71	3.3	2.0	1.9	2300	3600											
1.1	0.8	4	1450	7.2	74	0.79	5.0	1.7	1.9	22	FD 15	26	1400	2000	28	FA 15	26	2000	3300	86	86	29
		6	950	8.0	65	0.69	4.1	1.9	2.1	2100	3300											
1.5	1.1	4	1450	9.9	75	0.79	5.1	1.7	1.9	25	FD 15	26	1300	1800	31	FA 15	26	1800	3000	99	99	32
		6	950	11.1	72	0.68	4.3	2.0	2.1	2000	3000											
2.3	1.5	4	1450	15.2	75	0.78	5.2	1.8	1.9	32	FD 06S	40	—	1600	177	42	FA 06S	40	1600	177	177	44
		6	960	14.9	73	0.72	4.1	2.0	2.0	—	2400											
3.1	2	4	1460	20	83	0.83	5.9	2.1	2.0	44	FD 66	37	—	1200	223	57	FA 06	37	1200	223	223	58
		6	960	20	77	0.75	4.9	2.1	2.1	—	1900											
4.2	2.6	4	1460	27	84	0.82	8.8	2.1	2.2	53	FD 06	50	—	900	280	66	FA 06	50	900	280	280	67
		6	960	26	79	0.72	6.6	2.0	2.0	—	1500											



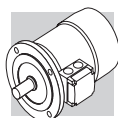
4/8P		1500/750 min ⁻¹ - S1													50 Hz						
		freno c.c.													freno c.a.						
		FD						FA													
P _n		n	M _n	η	cos φ	I _n	I _s	M _s	M _a	J _m	IM B5	Mod	Mb	Z ₀	J _m	IM B5	Mod	Mb	Z ₀	J _m	IM B5
kW		min ⁻¹	Nm	%		A	$\frac{I_s}{I_n}$	$\frac{M_s}{M_n}$	$\frac{M_a}{M_n}$	x 10 ⁻⁴ kgm ²			Nm	1/h	x 10 ⁻⁴ kgm ²			Nm	1/h	x 10 ⁻⁴ kgm ²	
0.37	BN 80A	4	2.5	63	0.82	1.03	3.3	1.4	1.4	15	8.2	FD 04	10	2300	16.6	12.1	FA 04	10	3500	16.6	12.0
0.18		8	2.5	44	0.60	0.98	2.2	1.5	1.6					4500	7000				7000		
0.55	BN 80B	4	3.8	65	0.86	1.42	3.8	1.7	1.6	20	9.9	FD 04	10	2200	22	13.8	FA 04	10	2900	22	13.7
0.30		8	4.3	49	0.65	1.36	2.3	1.7	1.8					4200	6500				6500		
0.65	BN 90S	4	4.5	73	0.85	1.51	4.0	1.9	1.9	28	13.6	FD 14	15	2300	30	17.8	FA 14	15	2800	30	17.7
0.35		8	4.8	49	0.57	1.81	2.5	2.1	2.2					3500	6000				6000		
0.9	BN 90L	4	6.3	73	0.87	2.05	3.8	1.8	1.8	30	15.1	FD 05	26	1700	34	21	FA 05	26	2100	34	22
0.5		8	7.1	57	0.62	2.04	2.4	2.1	2.0					2500	4200				4200		
1.30	BN 100LA	4	8.7	72	0.83	3.14	4.3	1.7	1.8	82	22	FD 15	40	1300	86	28	FA 15	40	1700	86	29
0.70		8	9.6	58	0.64	2.72	2.8	1.8	1.8					2000	3400				3400		
1.8	BN 100LB	4	12.1	69	0.87	4.3	4.2	1.6	1.7	95	25	FD 15	40	1200	99	31	FA 15	40	1700	99	32
0.9		8	12.3	62	0.63	3.3	3.2	1.7	1.8					1600	2600				2600		
2.2	BN 112M	4	14.6	77	0.85	4.9	5.3	1.8	1.8	168	32	FD 06S	60	—	177	42	FA 06S	60	1200	177	43
1.2		8	16.1	70	0.63	3.9	3.3	1.9	1.8					—	2000				2000		
3.6	BN 132S	4	24	80	0.82	7.9	6.5	2.1	1.9	295	45	FD 56	75	—	305	58	FA 06	75	1000	305	59
1.8		8	24	72	0.55	6.6	4.6	1.9	2.0					—	1400				1400		
4.6	BN 132M	4	30	81	0.83	9.9	6.5	2.2	1.9	383	56	FD 06	100	—	393	69	FA 07	100	1000	393	74
2.3		8	31	73	0.54	8.4	4.4	2.3	2.0					—	1300				1300		



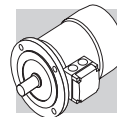
6P **1000 min⁻¹ - S1** **50 Hz**

P _n kW		n min ⁻¹	M _n Nm	IE1	η (100%) %	η (75%) %	η (50%) %	cosφ	I _n 400V A	I _s I _n	M _s M _n	M _a M _n	J _m x 10 ⁻⁴ kgm ²	IM B5 	freno c.c.						freno c.a.					
															FD			FA			FD			FA		
															Mod	Mb Nm	Z ₀ 1/h	NB	SB	J _m x 10 ⁻⁴ kgm ²	IM B5 	Mod	Mb Nm	Z ₀ 1/h	IM B5 	Mod
0.09	M 05A	6	0.98	○	41.0	41.0	32.9	0.53	0.60	2.1	2.1	1.8	3.4	4.3	FD 02	3.5	9000	14000	4.0	6.0	FA 02	3.5	14000	4.0	5.8	
0.12	M 05B	6	1.32	○	45.0	44.0	41.8	0.60	0.64	2.1	1.9	1.7	3.7	4.6	FD 02	3.5	9000	14000	4.3	6.3	FA 02	3.5	14000	4.3	6.1	
0.18	M 15C	6	1.91	○	55.0	55.5	51.0	0.69	0.68	2.6	1.9	1.7	8.4	5.1	FD 03	5	8100	13500	9.5	7.8	FA 03	5	13500	9.5	7.5	
0.25	M 15D	6	2.7	○	62.0	58.5	51.4	0.71	0.82	2.6	1.9	1.7	10.9	6.3	FD 03	5	7800	13000	12	9.0	FA 03	5	13000	12	8.7	
0.37	M 1LA	6	3.9	○	66.0	60.0	53.3	0.69	1.17	3.0	2.4	2.0	12.9	7.3	FD 53	7.5	5100	9500	14	10.0	FA 03	7.5	9500	14	9.7	
0.55	M 25A	6	5.7	○	70.0	69.8	64.3	0.68	1.67	3.9	2.6	2.2	25	10.6	FD 04	15	4800	7200	27	14.5	FA 04	15	7200	27	14.4	
0.75	M 25B	6	7.8	●	70.0	70.0	64.4	0.65	2.38	3.8	2.5	2.2	28	11.5	FD 04	15	3400	6400	30	15.4	FA 04	15	6400	30	15.3	
1.1	M 35A	6	11.4	●	75.0	74.0	72.0	0.72	2.9	4.3	2.0	1.8	33	17	FD 15	26	2700	5000	37	23	FA 15	26	5000	37	24	
1.5	M 3LA	6	15.2	●	75.2	74.2	70.3	0.72	4.0	4.1	2.1	2.0	82	21	FD 15	40	1900	4100	86	27	FA 15	40	4100	86	28	
1.85	M 3LB	6	19.0	●	76.6	72.8	62.6	0.73	4.8	4.6	2.1	2.0	95	23	FD 15	40	1700	3600	99	29	FA 15	40	3600	99	30	
2.2	M 3LC	6	23	●	77.7	76.8	72.4	0.71	5.8	4.7	2.3	2.1	95	23	FD 55	55	—	1900	99	29	FA 15	40	1900	99	30	
3	M 45A	6	30	●	79.7	77.0	75.1	0.76	7.1	5.1	1.9	1.8	216	34	FD 56	75	—	1400	226	47	FA 06	75	1400	226	48	
4	M 4LA	6	40	●	81.4	81.5	79.5	0.77	9.2	5.5	2.0	1.8	295	43	FD 06	100	—	1200	305	56	FA 07	100	1200	305	57	
5.5	M 4LB	6	56	●	83.1	80.9	79.1	0.78	12.2	6.1	2.1	1.9	383	54	FD 07	150	—	1050	406	70	FA 07	150	1050	406	72	
7.5	M 55A	6	75	●	85.0	85.0	84.8	0.81	15.7	5.9	2.2	2.0	740	69	FD 08	170	—	900	815	98	FA 08	170	900	800	98	
11	M 55B	6	109	●	86.4	86.5	85.9	0.81	22.7	6.6	2.5	2.3	970	89	FD 08	200	—	800	1045	119	FA 08	200	800	1030	118	




○ = n.a. ● = IE1

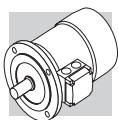






2/4P		3000/1500 min ⁻¹ - S1														50 Hz									
		freno c.c.														freno c.a.									
		P _n kW	n min ⁻¹	M _n Nm	η %	cos φ	I _n 400V A	I _s I _n	M _s M _n	M _a M _n	J _m x 10 ⁻⁴ kgm ²	IM B5 Kg	Mod	Mb Nm	Z _o 1/h	NB	SB	J _m x 10 ⁻⁴ kgm ²	IM B5 Kg	Mod	Mb Nm	Z _o 1/h	J _m x 10 ⁻⁴ kgm ²	IM B5 Kg	
FD 02	FD 03																								FD 03
0.20	2	0.71	55	0.82	0.64	3.5	2.1	1.9	2.9	4.1	FD 02	3.5	2200	2600	2600	3.5	5.8	FA 02	3.5	2600	2600	3.5	5.6		
0.15	4	1.06	49	0.67	0.66	2.6	1.8	1.7					4000	5100	5100					5100					
0.28	2	0.99	56	0.82	0.88	2.9	1.9	1.7	4.7	4.0	FD 03	3.5	2100	2400	2400	5.8	6.7	FA 03	3.5	2400	2400	5.8	6.4		
0.20	4	1.39	59	0.68	1.02	3.1	1.8	1.7					3800	4800	4800					4800					
0.37	2	1.29	56	0.82	1.16	3.5	1.8	1.8	5.8	4.7	FD 03	5	1400	2100	2100	6.9	7.4	FA 03	5	2100	2100	6.9	7.1		
0.25	4	1.39	60	0.73	0.82	3.3	2.0	1.9					2900	4200	4200					4200					
0.45	2	1.55	63	0.85	1.21	3.8	1.8	1.8	6.9	5.5	FD 03	5	1400	2100	2100	8.0	8.2	FA 03	5	2100	2100	8.0	7.9		
0.30	4	1.40	63	0.74	0.93	3.8	2.1	1.9					2800	4200	4200					4200					
0.55	2	1.9	73	0.79	1.38	4.2	2.0	1.8	9.1	6.9	FD 03	5	1600	2200	2200	10.2	9.6	FA 03	5	2200	2200	10.2	9.3		
0.37	4	2.5	68	0.72	1.09	3.9	2.2	2.0					3300	4600	4600					4600					
0.75	2	2.6	65	0.85	1.96	3.8	1.9	1.8	20	9.2	FD 04	10	1400	1600	1600	22	13.1	FA 04	10	1600	1600	22	13.0		
0.55	4	3.8	68	0.81	1.44	3.9	1.7	1.7					2700	3600	3600					3600					
1.1	2	3.9	65	0.86	2.84	3.9	2.0	1.9	25	10.7	FD 04	10	1200	1500	1500	27	14.5	FA 04	10	1500	1500	27	14.5		
0.75	4	5.1	75	0.81	1.78	4.5	2.1	2.0					2300	3100	3100					3100					
1.5	2	5.1	74	0.83	3.5	4.7	2.1	2.0	34	15.5	FD 15	26	700	1000	1000	38	22	FA 15	26	1000	1000	38	23		
1.1	4	7.4	77	0.78	2.6	4.3	2.1	2.0					1600	2600	2600					2600					
2.2	2	7.5	72	0.85	5.2	4.5	2.0	1.9	40	17	FD 15	26	600	900	900	44	24	FA 15	26	900	900	44	24		
1.5	4	10.2	73	0.79	3.8	4.7	2.0	2.0					1300	2300	2300					2300					
3.5	2	11.7	80	0.84	7.5	5.4	2.2	2.1	61	23	FD 15	40	500	900	900	65	29	FA 15	40	900	900	65	30		
2.5	4	16.8	82	0.80	5.5	5.2	2.2	2.2					1000	2100	2100					2100					
4.8	2	15.8	81	0.88	9.7	6.0	2.0	1.9	213	42	FD 06	50	—	400	400	233	55	FA 06	50	400	400	233	56		
3.8	4	25.4	81	0.84	8.1	5.2	2.1	2.1					—	950	950					950					
5.5	2	18.2	80	0.87	11.4	5.9	2.4	2.0	213	42	FD 56	75	—	350	350	223	55	FA 06	75	350	350	223	56		
4.4	4	29	82	0.84	9.2	5.3	2.2	2.0					—	900	900					900					
7.5	2	25	82	0.87	15.2	6.5	2.4	2.0	270	51	FD 06	100	—	350	350	280	64	FA 07	100	350	350	280	65		
6	4	40	84	0.85	12.1	5.8	2.3	2.1					—	950	950					950					
9.2	2	30	83	0.86	18.6	6.0	2.6	2.2	319	57	FD 07	150	—	300	300	342	73	FA 07	150	300	300	342	75		
7.3	4	48	85	0.85	14.6	5.5	2.3	2.1					—	800	800					800					

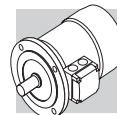


2/6P **3000/1000 min⁻¹ - S3 60/40%** **50 Hz**




P _n kW			n min ⁻¹	M _n Nm	η	cos φ	I _n 400V A	I _s I _n	M _s M _n	M _a M _n	J _m x 10 ⁻⁴ kgm ²	IM B5 	freno c.c.						freno c.a.					
													FD			FA			FD			FA		
													Mod	Mb	Z _o 1/h	NB	SB	Mod	Mb	Z _o 1/h	IM B5 	J _m x 10 ⁻⁴ kgm ²	Mod	Mb
0.25		M 1SA	2	2850	0.84	60	0.82	4.3	1.9	1.8	6.9	5.5	FD 03	1.75	1500	1700	8.0	8.2	FA 03	1.75	1700	1700	8.0	7.9
0.08			6	910	0.84	43	0.70	2.1	1.4	1.5	10000	13000												
0.37		M 1LA	2	2880	1.23	62	0.80	4.4	1.9	1.8	9.1	6.9	FD 03	3.5	1000	1300	10.2	9.6	FA 03	3.5	1300	1300	10.2	9.3
0.12			6	900	1.27	44	0.73	2.4	1.4	1.5	9000	11000												
0.55		M 2SA	2	2800	1.88	63	0.86	4.5	1.9	1.7	20	9.2	FD 04	5	1500	1800	22	13.1	FA 04	5	1800	1800	22	13.0
0.18			6	930	1.85	52	0.65	3.3	2.0	1.9	4100	6300												
0.75		M 2SB	2	2800	2.6	66	0.87	4.3	1.8	1.6	25	10.6	FD 04	5	1700	1900	27	14.5	FA 04	5	1900	1900	27	14.4
0.25			6	930	2.6	54	0.67	3.2	1.7	1.8	3800	6000												
1.1		M 3SA	2	2870	3.7	71	0.82	4.9	1.8	1.9	34	15.5	FD 15	13	1000	1300	38	22	FA 15	13	1300	1300	38	23
0.37			6	930	3.8	63	0.70	3.1	1.5	1.8	3500	5000												
1.5		M 3LA	2	2880	5.0	73	0.84	5.1	1.9	2.0	40	17	FD 15	13	1000	1200	44	24	FA 15	13	1200	1200	44	24
0.55			6	940	5.6	64	0.67	3.5	1.7	1.8	2900	4000												
2.2		M 3LB	2	2900	7.2	77	0.85	4.9	2.0	2.0	61	23	FD 15	26	700	900	65	29	FA 15	26	900	900	65	30
0.75			6	950	7.5	67	0.64	3.3	1.9	1.8	2100	3000												
3		M 4SA	2	2910	9.9	74	0.88	5.6	2.0	2.1	170	36	FD 56	37	—	600	182	48	FA 06	37	600	600	182	50
1.1			6	960	10.9	73	0.68	4.5	2.2	2.0	—	—												
4.5		M 4SB	2	2910	14.8	78	0.84	5.8	1.9	1.8	213	42	FD 56	37	—	500	223	55	FA 06	37	500	500	223	56
1.5			6	960	14.9	74	0.67	4.4	1.9	2.0	—	—												
5.5		M 4LA	2	2920	18.0	78	0.87	6.2	2.1	1.9	270	51	FD 06	50	—	400	280	64	FA 06	50	400	400	280	65
2.2			6	960	22	77	0.71	4.3	2.1	2.0	—	—												

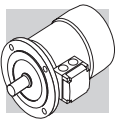


2/8P		3000/750 min ⁻¹ - S3 60/40%														50 Hz						
		freno c.c.														freno c.a.						
		FD							FA													
P _n kW		n min ⁻¹	M _n Nm	η %	cos φ	I _n 400V A	$\frac{I_s}{I_n}$	$\frac{M_s}{M_n}$	$\frac{M_a}{M_n}$	J _m x 10 ⁻⁴ kgm ²	IM B5 	Mod	Mb Nm	Z _o 1/h	J _m x 10 ⁻⁴ kgm ²	IM B5 	Mod	Mb Nm	Z _o 1/h	J _m x 10 ⁻⁴ kgm ²	IM B5 	
0.37	M 1LA	2	1.26	63	0.86	0.99	3.9	1.8	1.9	12.9	7.3	FD 03	3.5	1200	14	10.0	FA 03	3.5	1300	14	13000	9.7
0.09		8	1.28	34	0.75	0.51	1.8	1.4	1.5					9500					13000			
0.55	M 2SA	2	1.86	66	0.86	1.40	4.4	2.1	2.0	20	9.2	FD 04	5	1500	22	13.1	FA 04	5	1800	22	8000	13.0
0.13		8	1.80	41	0.64	0.72	2.3	1.6	1.7					5600					8000			
0.75	M 2SB	2	2.6	68	0.88	1.81	4.6	2.1	2.0	25	10.6	FD 04	10	1700	27	14.5	FA 04	10	1900	27	7300	14.4
0.18		8	2.5	43	0.66	0.92	2.3	1.6	1.7					4800					7300			
1.1	M 3SA	2	3.7	69	0.84	2.74	4.6	1.8	1.7	34	15.5	FD 15	13	1000	38	22	FA 15	13	1300	38	5000	23
0.28		8	3.9	44	0.56	1.64	2.3	1.4	1.7					3400					5000			
1.5	M 3LA	2	5.0	69	0.85	3.69	4.7	1.9	1.8	40	17	FD 15	13	1000	44	24	FA 15	13	1200	44	5000	24
0.37		8	5.1	46	0.63	1.84	2.1	1.6	1.6					3300					5000			
2.4	M 3LB	2	7.9	75	0.82	5.6	5.4	2.1	2.0	61	23	FD 15	26	550	65	29	FA 15	26	700	65	3500	30
0.55		8	7.5	54	0.58	2.5	2.6	1.8	1.8					2000					3500			
3	M 4SA	2	9.8	72	0.85	7.1	5.6	2.0	1.8	162	36	FD 56	37	—	182	48	FA 06	37	600	182	3400	50
0.75		8	10.1	61	0.64	2.8	3.0	1.7	1.8					—	3400				3400			
4	M 4SB	2	13.3	73	0.84	9.4	5.6	2.3	2.4	213	42	FD 56	37	—	223	55	FA 06	37	500	223	500	56
1		8	13.8	66	0.62	3.5	2.9	1.9	1.8					—	3500				500			
5.5	M 4LA	2	18.3	75	0.84	12.6	6.1	2.4	2.5	270	51	FD 06	50	—	280	64	FA 06	50	400	280	400	65
1.5		8	21	68	0.63	5.1	2.9	1.9	1.9					—	2400				400			



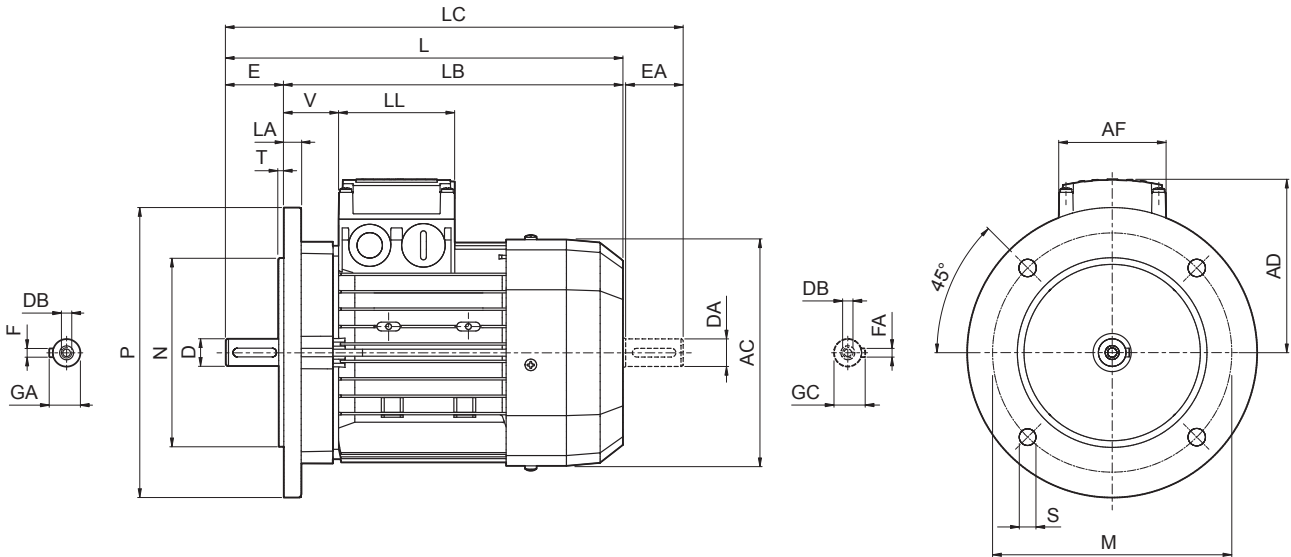
2/12P **3000/500 min⁻¹ - S3 60/40%** **50 Hz**

P _n kW			n min ⁻¹	M _n Nm	η %	cos φ	I _n 400V A	$\frac{I_s}{I_n}$	$\frac{M_s}{M_n}$	$\frac{M_a}{M_n}$	J _m x 10 ⁻⁴ kgm ²	IM B5  Kg	freno c.c.						freno c.a.					
													FD			FA			FD			FA		
													Mod	Mb Nm	Z _o 1/h	NB	SB	Mod	Mb Nm	Z _o 1/h	IM B5  Kg	J _m x 10 ⁻⁴ kgm ²	Mod	Mb Nm
0.55	0.09	M 2SA	2 12	2820 430	1.86 2.0	64 30	0.89 0.63	4.2 1.8	1.6 1.9	1.7 1.8	25	10.6	FD 04	5	1000 8000	1300 12000	14.5	27	FA 04	5	1300 12000	14.4	27	
0.75	0.12	M 3SA	2 12	2900 460	2.5 2.5	65 33	0.81 0.43	5.2 1.9	1.9 1.3	2.1 1.6	34	15.5	FD 15	13	700 5000	900 7000	22	38	FA 15	13	900 7000	23	38	
1.1	0.18	M 3LA	2 12	2850 430	3.7 4.0	65 26	0.85 0.54	4.5 1.5	1.6 1.3	1.8 1.5	40	17	FD 15	13	700 4000	900 6000	24	44	FA 15	13	900 6000	24	44	
1.5	0.25	M 3LB	2 12	2900 440	4.9 5.4	67 36	0.86 0.46	5.6 1.8	1.9 1.7	1.9 1.8	54	21	FD 15	13	700 3800	900 5000	27	58	FA 15	13	900 5000	28	58	
2	0.3	M 3LC	2 12	2850 450	6.7 6.4	70 38	0.84 0.47	4.9 1.7	1.8 1.6	1.7 1.7	61	23	FD 55	18	— —	700 3500	— —	29	65	FA 15	18	700 3500	30	65
3	0.5	M 4SA	2 12	2920 470	9.8 10.2	74 51	0.87 0.43	6.8 2.0	2.3 1.7	1.9 1.6	213	42	FD 56	37	— —	450 3000	— —	55	223	FA 06	37	450 3000	56	223
4	0.7	M 4LA	2 12	2920 460	13.1 14.5	75 53	0.89 0.44	5.9 1.9	2.4 1.7	2.3 1.6	270	51	FD 56	37	— —	400 2800	— —	64	280	FA 06	37	400 2800	65	280



M21 DIMENSIONI MOTORI BN-M

BN - IM B5

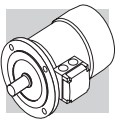


BN-M

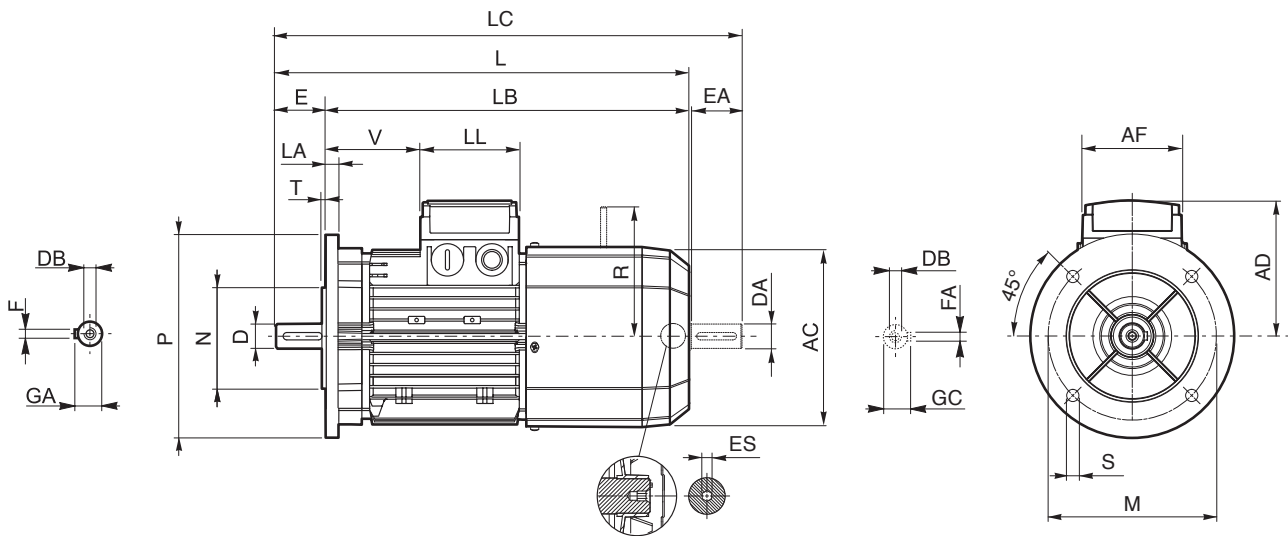
	Albero					Flangia					Motore								
	D DA	E EA	DB	GA GC	F FA	M	N	P	S	T	LA	AC	L	LB	LC	AD	AF	LL	V
BN 56	9	20	M3	10.2	3	100	80	120	7	3	8	110	185	165	207	91	74	80	34
BN 63	11	23	M4	12.5	4	115	95	140	9.5		10	121	207	184	232	95			26
BN 71	14	30	M5	16	5	130	110	160			11.5	11.5	138	249	219	281			108
BN 80	19	40	M6	21.5	6	165	130	200	11.5	3.5	15	156	274	234	315	119	98	98	38
BN 90	24	50	M8	27	8						14	176	326	276	378	133			44
BN 100	28	60	M10	31	8	215	180	250	14	4	14	195	367	307	429	142	118	118	50
BN 112											15	219	385	325	448	157			52
BN 132	38	80	M12	41	10	265	230	300	18.5	5	20	258	493	413	576	193	118	118	58
BN 160 MR	42 38 ⁽¹⁾	110 80 ⁽¹⁾	M16 M12 ⁽¹⁾	45 41 ⁽¹⁾	12 10 ⁽¹⁾	300	250	350			15		310	596	486				680
BN 160 M									48 38 ⁽¹⁾	110 110 ⁽¹⁾	M16 M16 ⁽¹⁾	51.5 41 ⁽¹⁾	14 10 ⁽¹⁾	350	300	400	18	348	708
BN 180 M	18	348	722	612	837	261	66												
BN 180 L	48 42 ⁽¹⁾	110 110 ⁽¹⁾	M16 M16 ⁽¹⁾	51.5 45 ⁽¹⁾	14 12 ⁽¹⁾	350	300	400	18	348	708	598	823	261	52				
BN 200 L	55 42 ⁽¹⁾	110 110 ⁽¹⁾	M20 M16 ⁽¹⁾	59 45 ⁽¹⁾	16 12 ⁽¹⁾	350	300	400	18	348	722	612	837	261	66				

N.B.:

1) Queste dimensioni sono riferite alla seconda estremità d'albero.



BN_FA - IM B5



BN-M

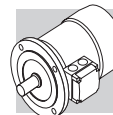
	Albero					Flangia						Motore									
	D DA	E EA	DB	GA GC	F FA	M	N	P	S	T	LA	AC	L	LB	LC	AD	AF	LL	V	R	ES
BN 63	11	23	M4	12.5	4	115	95	140	9.5	3	10	121	272	249	297	95	74	80	26	116	5
BN 71	14	30	M5	16	5	130	110	160				138	310	280	342	108			68	124	
BN 80	19	40	M6	21.5	6	165	130	200	11.5	3.5	11.5	156	346	306	388	119	98	98	83	134	6
BN 90	24	50	M8	27	8							176	409	359	461	133			95	160	
BN 100	28	60	M10	31	8	215	180	250	14	4	14	195	458	398	521	142	119	128	198	200 ⁽²⁾	
BN 112												15	219	484	424	547					157
BN 132	38	80	M12	41	10	265	230	300	14	5	15	20	603	523	686	210	140	188	46	217	
BN 160 MR	42 38 ⁽¹⁾	110 80 ⁽¹⁾	M16 M12 ⁽¹⁾	45 41 ⁽¹⁾	12 10 ⁽¹⁾	300	250	350				18.5									5
BN 160 M									310	736	626		820	245	187	187	51	247	—		
BN 160 L									780	670	864		—	—	—	—	—	—	—		
BN 180 M	48 38 ⁽¹⁾	—	—	51.5 41 ⁽¹⁾	14 10 ⁽¹⁾	—	—	—	—	—	—	—	—	—	—	—	—	—	—	—	—

N.B.:

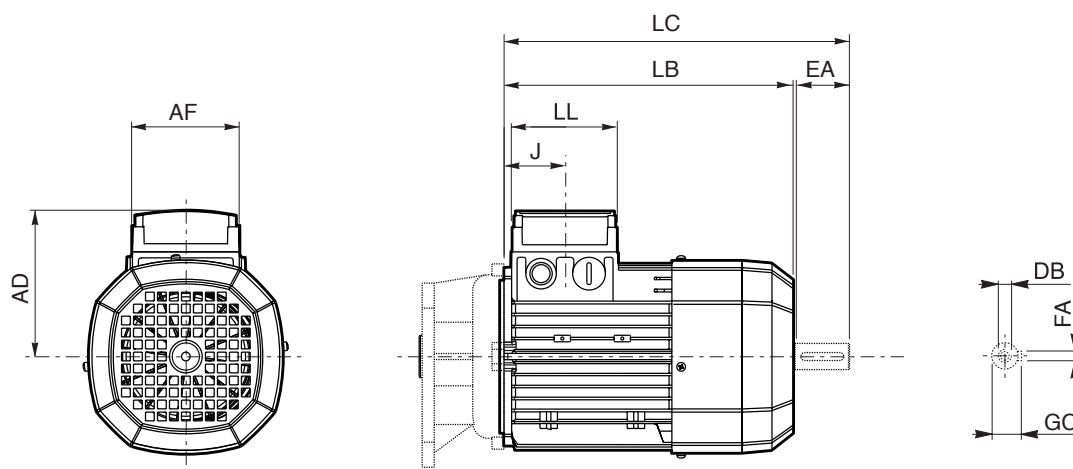
- 1) Queste dimensioni sono riferite alla seconda estremità d'albero.
- 2) Per freno FA07 quota R=217.

Le dimensioni AD, AF, LL e V relative alla scatola morsettiera dei motori BN...FA dotati di alimentazione separata del freno (opzione SA) coincidono con quelle dei motori BN...FD di pari taglia.

L'esagono ES non è presente con l'opzione PS.

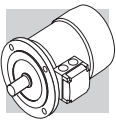


M

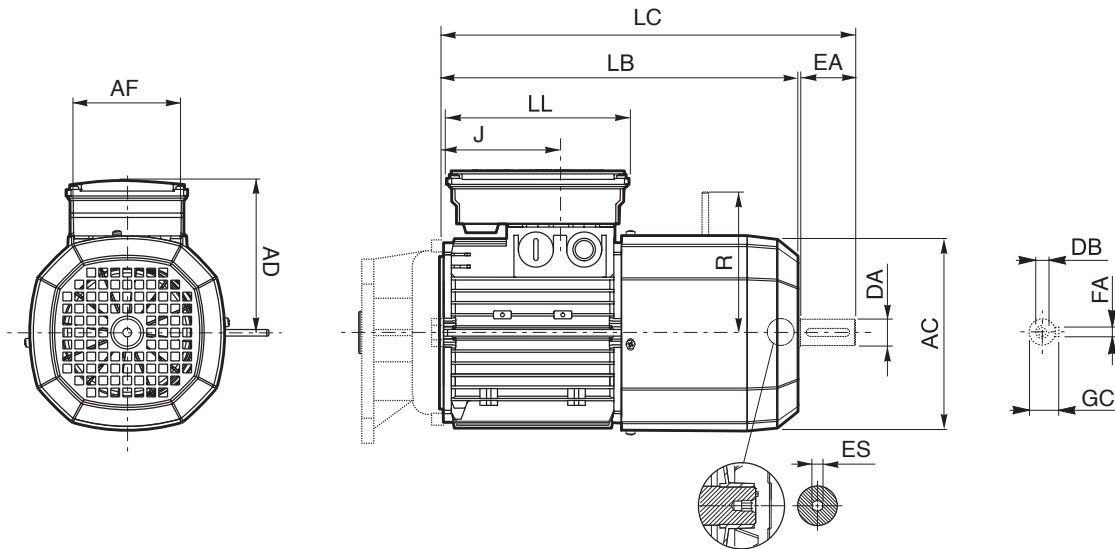


BN-M

	Seconda estremità albero					Motore						
	DA	EA	DB	FA	GC	AC	LB	LC	AF	LL	J	AD
M 0	9	20	M3	3	10.2	110	133	155	74	80	42	91
M 05	11	23	M4	4	12.5	121	165	191			48	95
M 1	14	30	M5	5	16	138	187	219			45	108
M 2 S	19	40	M6	6	21.5	156	202	245			44	119
M 3 S	28	60	M10	8	31	195	230	293	98	98	53.5	142
M 3 L							262	325				
M 4	38	80	M12	10	41	258	361	444	118	118	64.5	193
M 4 LC							396	479				
M 5 S						310	418	502	187	187	77	245
M 5 L							462	546				



M_FD



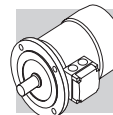
BN-M

	Seconda estremità albero					Motore								
	DA	EA	DB	FA	GC	AC	LB	LC	AF	LL	J	AD	R	ES
M 05	11	23	M4	4	12.5	121	231	256	98	133	48	122	96	5
M 1	14	30	M5	5	16	138	248	280			73	135	103	
M 2 S	19	40	M6	6	21.5	156	272	314			88	146	129	
M 3 S	28	60	M10	8	31	195	326	389	110	165	124.5	158	160	6
M 3 L							353	416						
M 4	38	80	M12	10	41	258	470	553	140	188	185.5	210	204 (1)	
M 4 LC							495	578			64.5		226	
M 5 S						310	558	642	187	187	77	245	266	—
M 5 L	602	686												

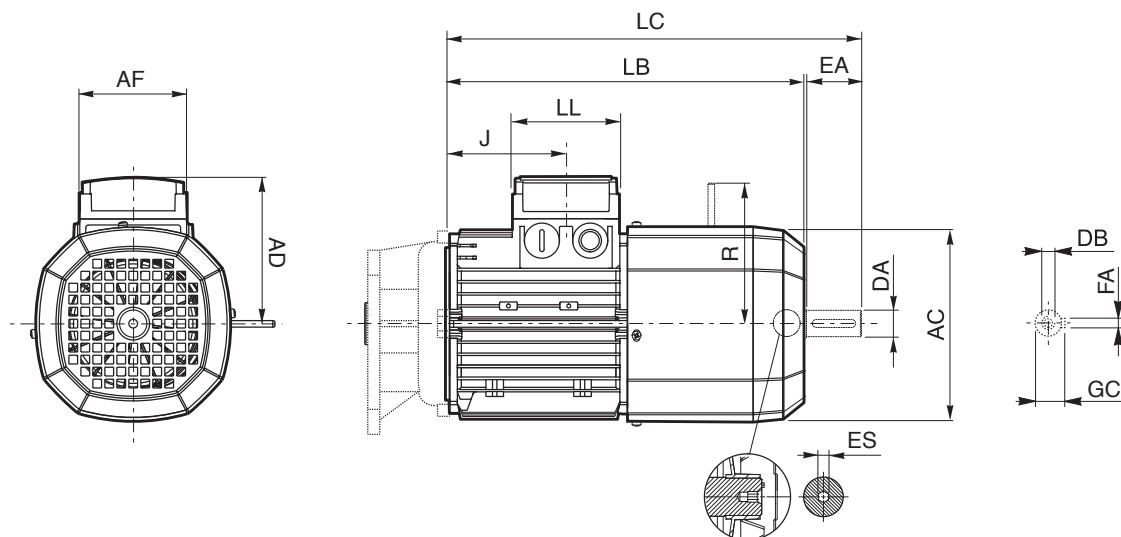
N.B.:

1) Per freno FD07 quota R=226.

L'esagono ES non è presente con l'opzione PS.



M_FA



BN-M

	Seconda estremità albero					Motore								
	DA	EA	DB	FA	GC	AC	LB	LC	AF	LL	J	AD	R	ES
M 05	11	23	M4	4	12.5	121	231	256	74	80	48	95	116	5
M 1	14	30	M5	5	16	138	248	280			73	108	124	
M 2 S	19	40	M6	6	21.5	156	272	314			88	119	134	
M 3 S	28	60	M10	8	31	195	326	389	98	98	124.5	142	160	6
M 3 L							353	416						
M 4	38	80	M14	10	41	258	470	553	140	188	185.5	210	200 (1)	
M 4 LC							495	578			64.5		217	
M 5 S			M12			310	558	642	187	187	77	245	247	—
M 5 L														

N.B.:


1) Per freno FA07 quota R=217.

Le dimensioni AD, AF, LL e V relative alla scatola morsettiera dei motori M...FA dotati di alimentazione separata del freno (opzione SA) coincidono con quelle dei motori M...FD di pari taglia

L'esagono ES non è presente con l'opzione PS.



INDICE DI REVISIONE

BR_CAT_CAFS_IE2-IE3_ITA_R13_0	
	Descrizione
...	Aggiunto disponibilità motori elettrici BXN e MXN.
26, 190, 364, 509	Aggiunto opzioni "IHB e Stoccaggio lungo termine".
560...679	Aggiornato sezione "Motori elettrici".

2022.09.30

Questa pubblicazione annulla e sostituisce ogni precedente edizione o revisione. Ci riserviamo il diritto di apportare modifiche senza preavviso. È vietata la produzione anche parziale senza autorizzazione.



Abbiamo un'inflessibile dedizione per l'eccellenza, l'innovazione e la sostenibilità. Il nostro Team crea, distribuisce e supporta soluzioni di trasmissione e controllo di potenza per mantenere il mondo in movimento.

HEADQUARTERS

Bonfiglioli S.p.A

Sede legale: Via Cav. Clementino Bonfiglioli, 1
40012 Calderara di Reno - Bologna (Italy)
Tel. +39 051 6473111

Sede operativa: Via Isonzo, 65/67/69
40033 Casalecchio di Reno - Bologna (Italy)

